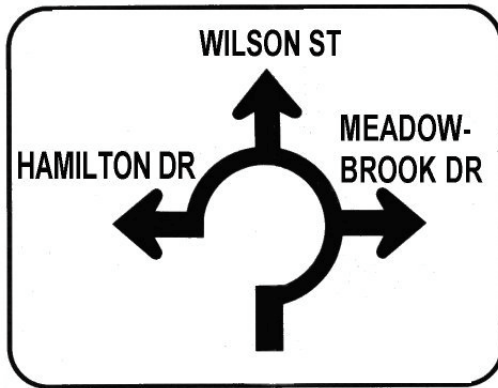


General Rules for Driving a Roundabout




- ◆ Slow down and watch for traffic signs.
- ◆ Watch out for pedestrians and bicyclists as you enter and exit the roundabout.
- ◆ Look to the left for traffic and enter when it is safe to do so.
- ◆ Keep your speed low within the roundabout.
- ◆ Signal your exit to your destination.

For additional brochures or information contact our office at (905) 540-5920 or

City of Hamilton
Traffic Engineering and Operations
77 James St. North, Suite 320,
Hamilton, ON L8R 2K3

You can also find out more information on our website at:
www.city.hamilton.on.ca/traffic

ALL ABOUT THE



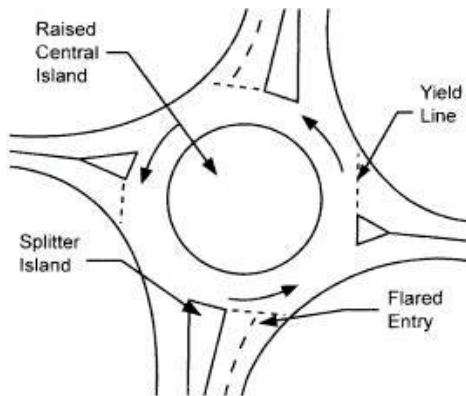
Hamilton



Hamilton

What is a Modern Roundabout?

A roundabout is an intersection design which accommodates traffic by a circular flow in a counter clockwise direction around a central island; it operates with yield control at the entry points, and gives priority to vehicles within the roundabout.



Yield at Entry

Traffic entering the roundabout yields the right-of-way to circulating traffic. This yield-at-entry rule keeps traffic from locking up and allows free flow movement.

Deflection

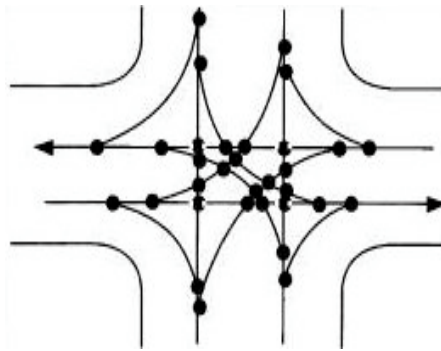
The splitter and center island of a roundabout deflects entering traffic and reinforces the yielding process.

Reduced Circulation Speed

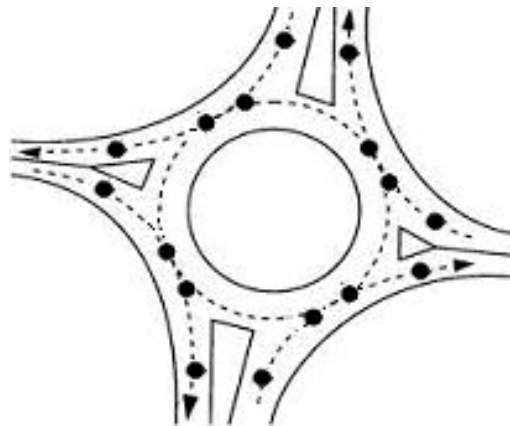
Travel around the roundabout is done at a slower speed than the adjacent roadway, providing a traffic calming effect.

Safety of Modern Roundabouts

Roundabouts have been shown to reduce fatal and injury related accidents by over 75%. This reduction is attributed to slower speeds and reduced number of conflict points (points at which vehicles and/or pedestrians may collide).



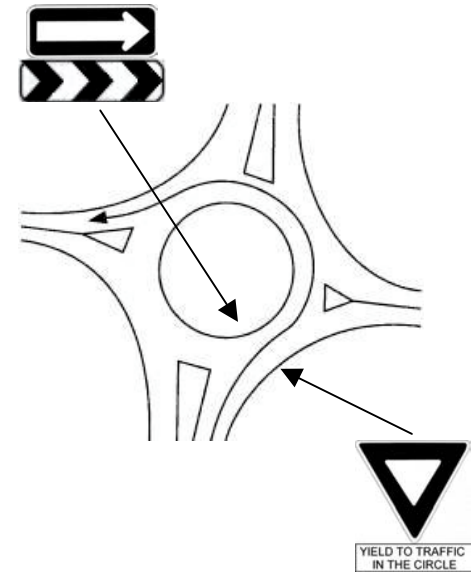
Standard Intersection with 32 conflict points



Modern Roundabout with 16 conflict points

How to Drive Through a Modern Roundabout

As you approach the roundabout there will be a yield sign and a dashed painted yield line. Slow down, watch for pedestrians and bicyclists, and be prepared to stop "only if" necessary. When you enter the roundabout, yield to circulating traffic on the left, but do not stop if it is clear and safe to proceed.



Roundabouts have one-way signs mounted in the central island. They guide traffic and indicate you must drive to the right of the center island. Just prior to your exit, turn on your right turn signal, and watch for pedestrians and bicyclists as you exit.