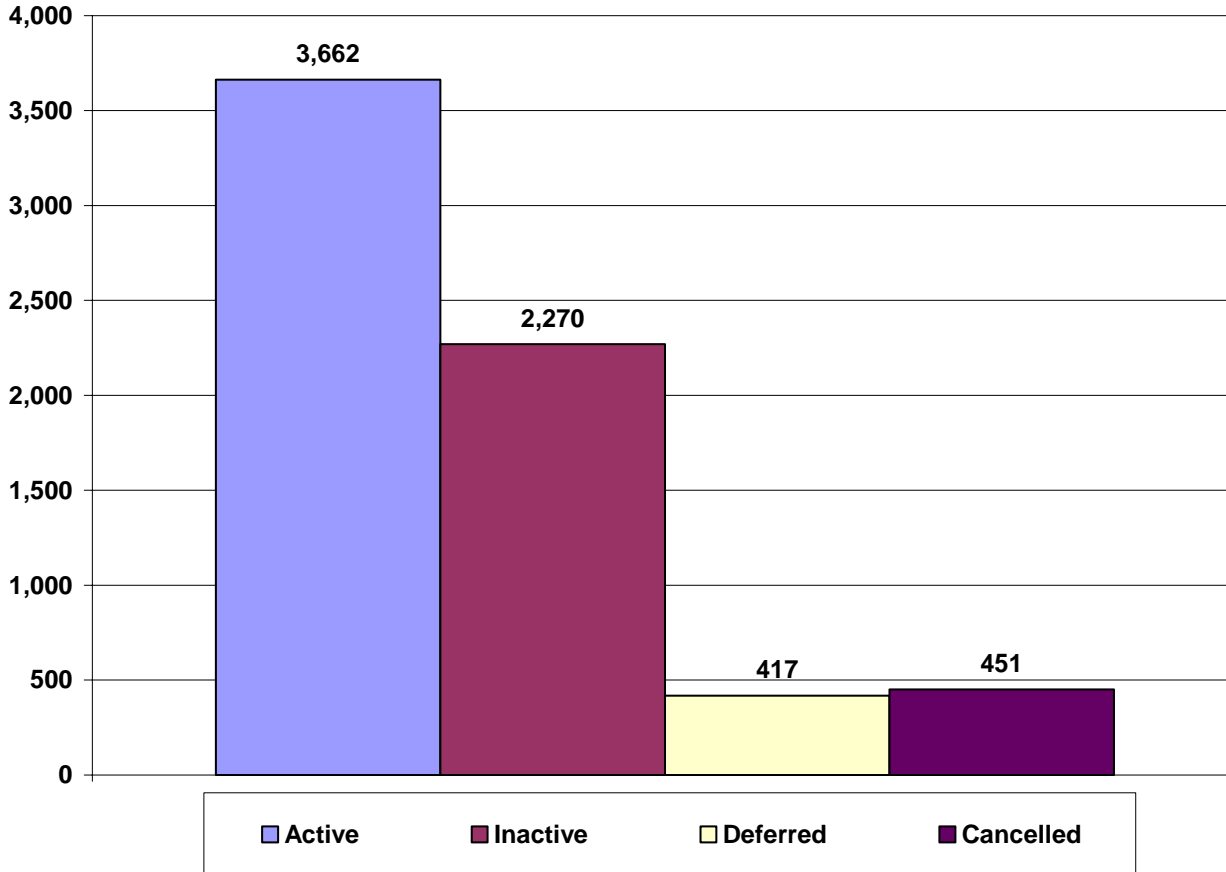


**SUMMARY OF WAIT LIST FOR SOCIAL HOUSING**

**Access To Housing  
Waiting List Status  
as of March 31, 2007**

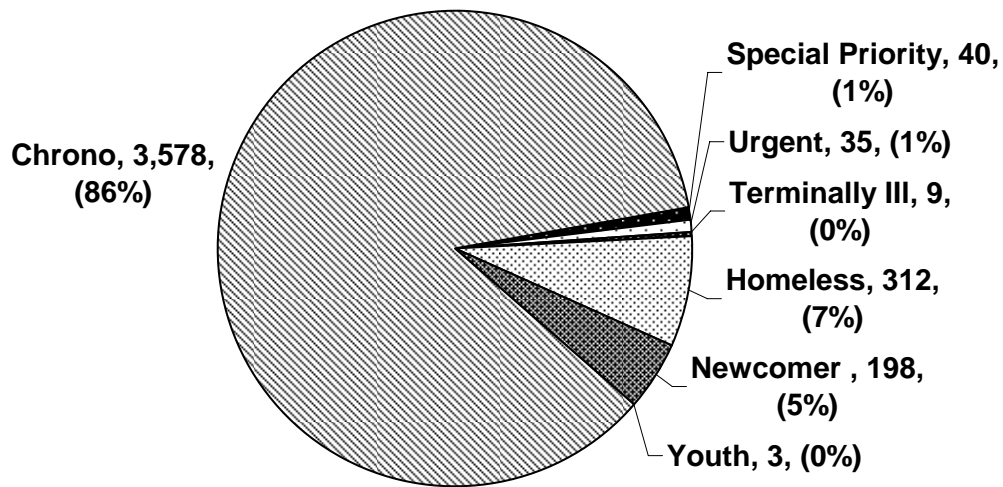


**Definitions**

<b>Active :</b>	Application is in good standing
<b>Inactive:</b>	An applicant has not responded to an ATH update, therefore the applicant's file is made inactive. If the applicant does not contact ATH within 12 months, the application will be archived
<b>Deferred:</b>	An Applicant may defer their application for housing for any reason and for any length of time
<b>Cancelled:</b>	The Application has been either been cancelled by the applicant, or by ATH as the applicant is no longer deemed eligible for social housing

**SUMMARY OF WAIT LIST FOR SOCIAL HOUSING**

**Access To Housing  
Waiting List Status  
as of March 31, 2007**

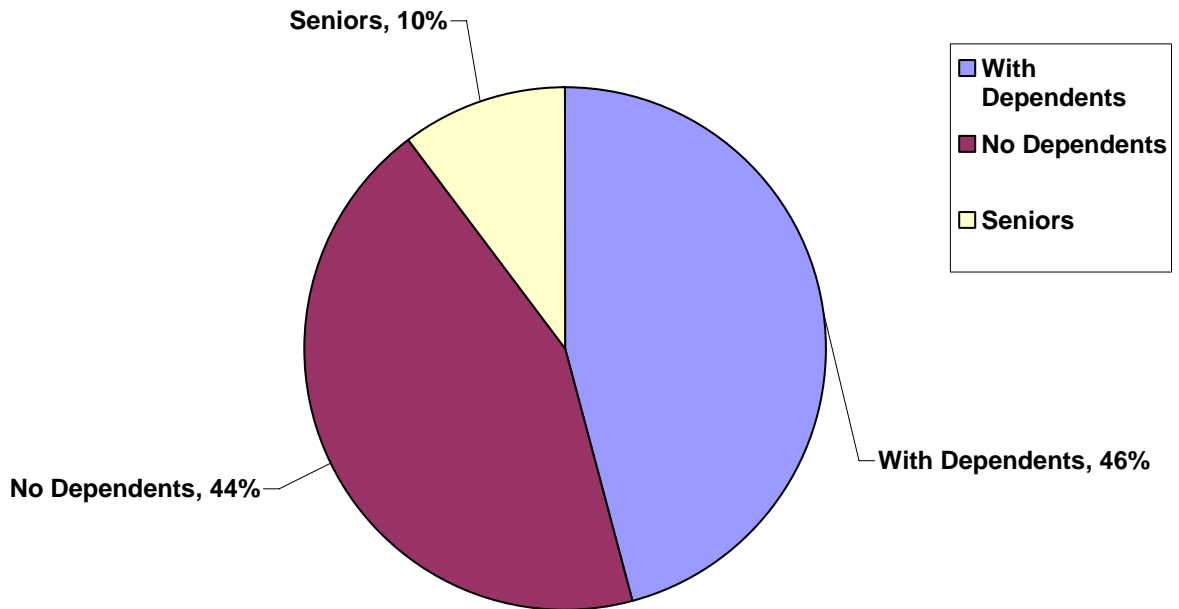


**Definitions**

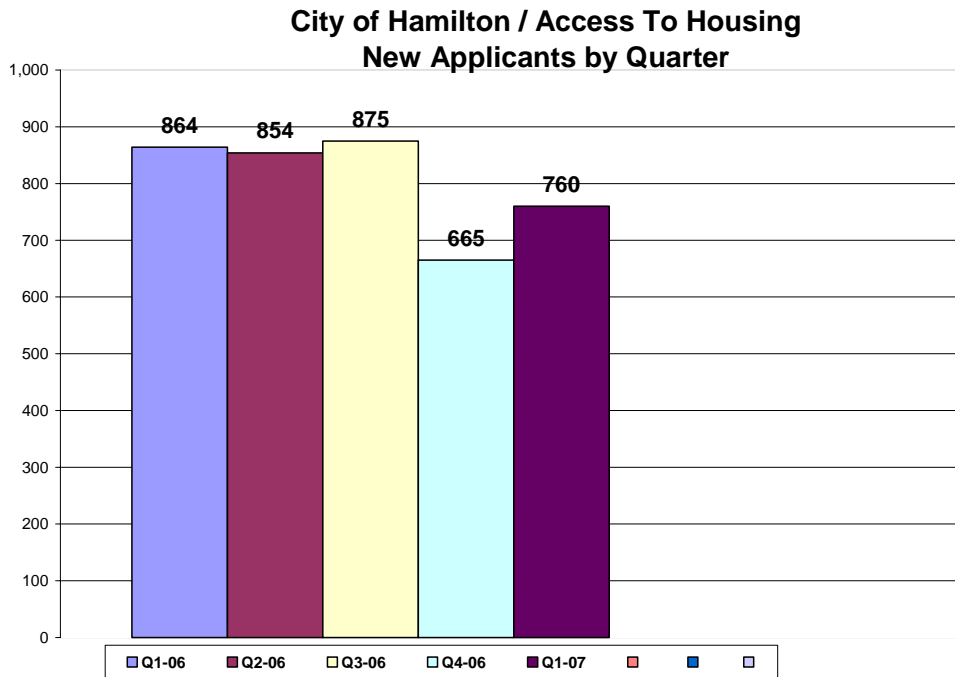
<b>Special Priority Status:</b>	As per the SHRA, Special Priority Applicants are placed at the top of the waiting list (1 <sup>st</sup> pick)
<b>Urgent Status:</b>	This is a local rule; after Special Priority Applicant's, applicants with Urgent Status will be placed next on the waiting list (2 <sup>nd</sup> pick)
<b>Terminally Status:</b>	This is a local rule; after Special Priority Applicant's, along with Urgent Status applicants, applicants who are Terminally ill will be placed next on the waiting list (2 <sup>nd</sup> pick)
<b>Homeless:</b>	1 out of every 5 <sup>th</sup> offer of housing will be made to applicants with Homeless Status
<b>Newcomer:</b>	Applicants who have been living in Canada for less than one year will be given Newcomer Status and will retain this status until housed. 1 out of every 10 <sup>th</sup> offer will be made to applicants with Newcomer Status
<b>Youth:</b>	16 and 17 year old applicants. 1 out of every 10 <sup>th</sup> offer will be made to applicants with Youth Status
<b>Chronological:</b>	Applicant has been placed on the ATH waiting list in order of their application date

**SUMMARY OF WAIT LIST FOR SOCIAL HOUSING**

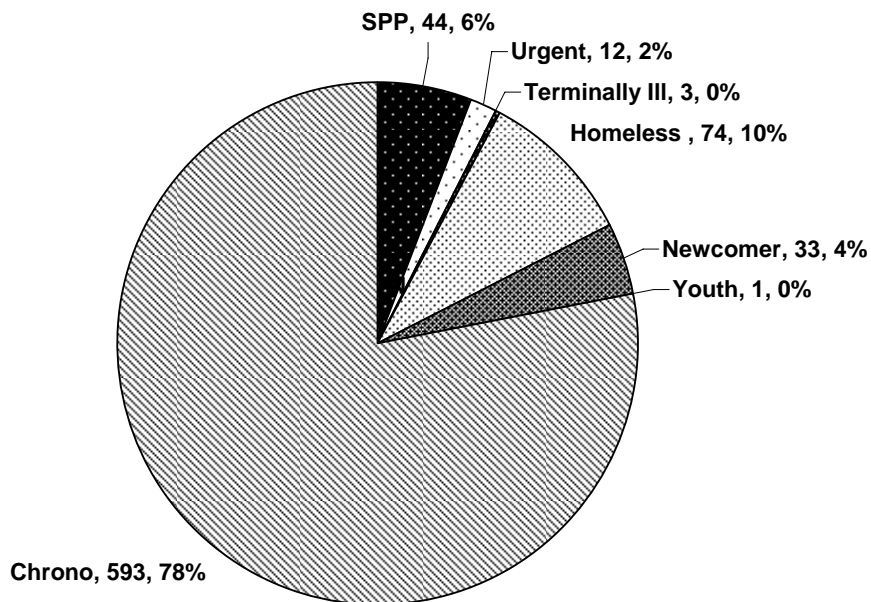
Access To Housing  
Household Type Comparison  
Quarter 1, 2007



**SUMMARY OF NEW APPLICANTS**

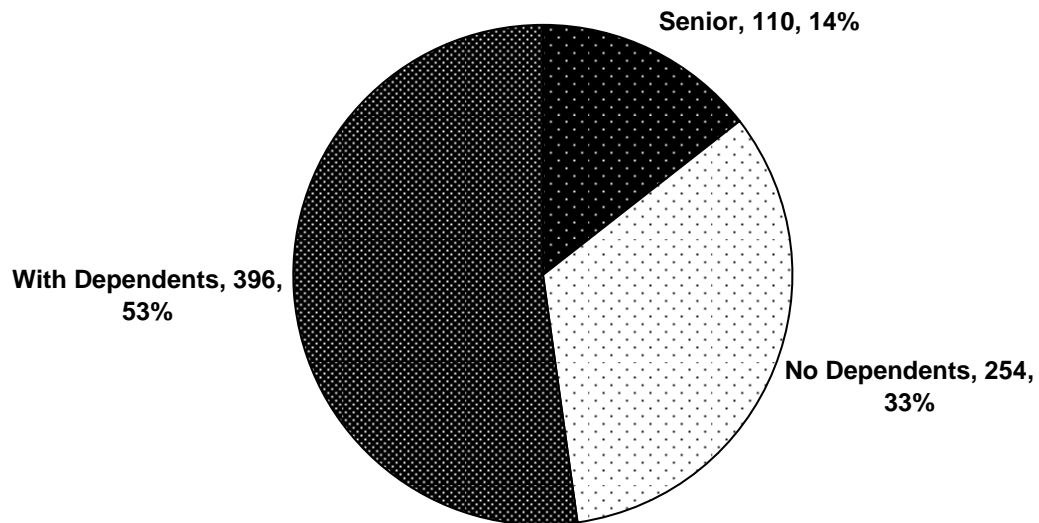


**Access To Housing  
New Applications By Status  
Quarter 1, 2007**



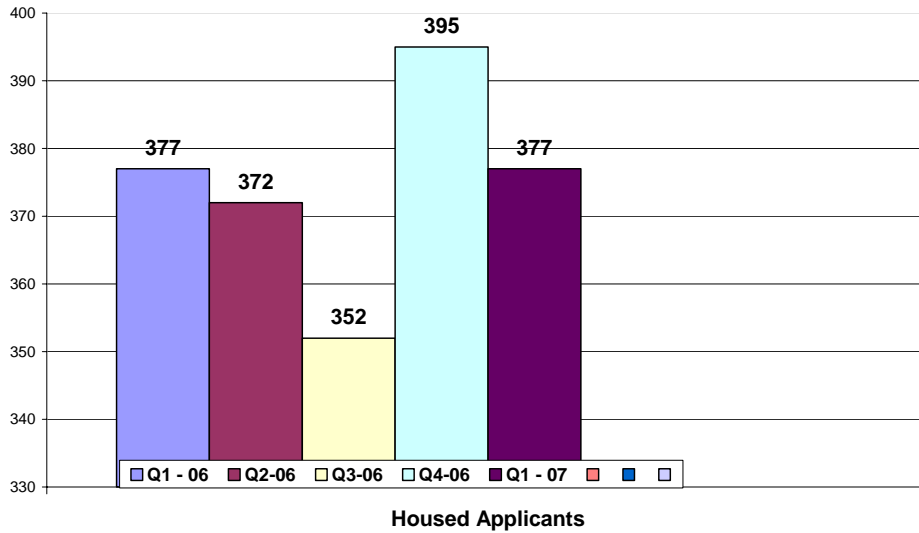
**SUMMARY OF NEW APPLICANTS**

Access To Housing  
New Applicants - Household Type Comparison  
Quarter 1, 2007

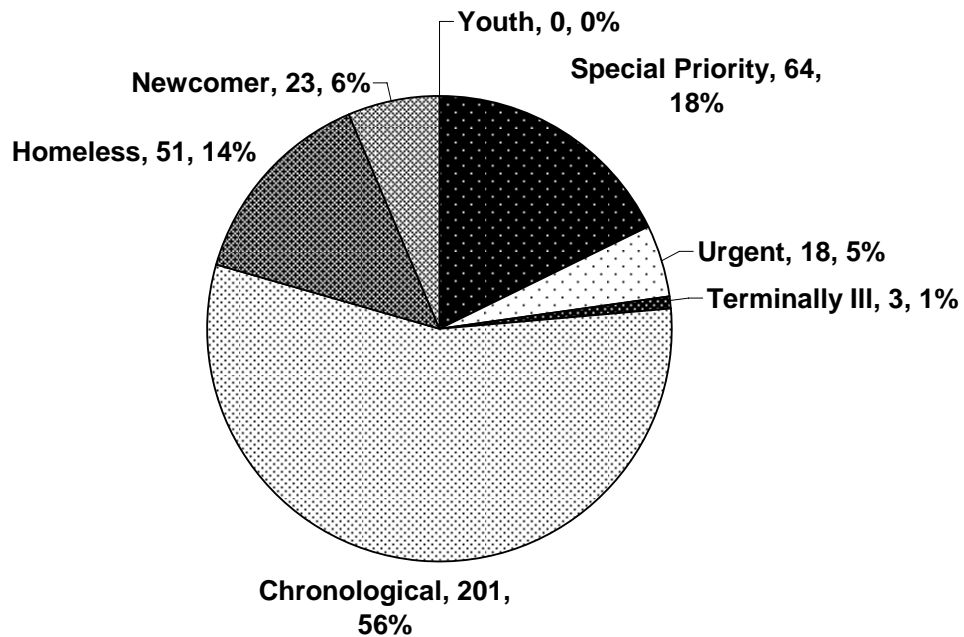


**SUMMARY OF HOUSED APPLICANTS**

**City of Hamilton / Access To Housing  
Applicants Housed by Quarter**

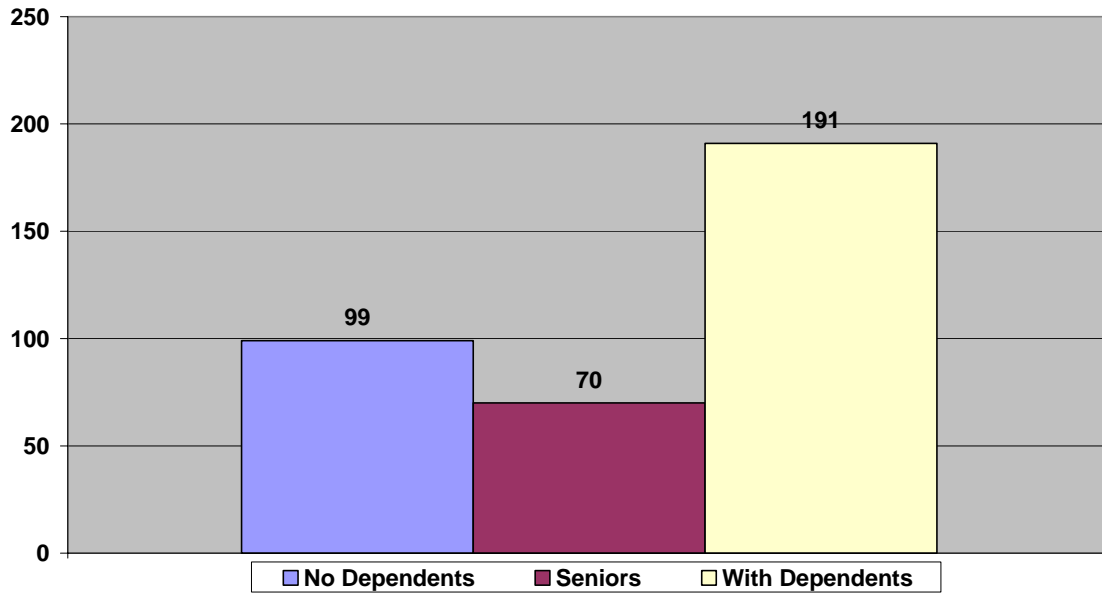


**City of Hamilton / ATH Housed Applicants  
By Status, Quarter 1, 2007**

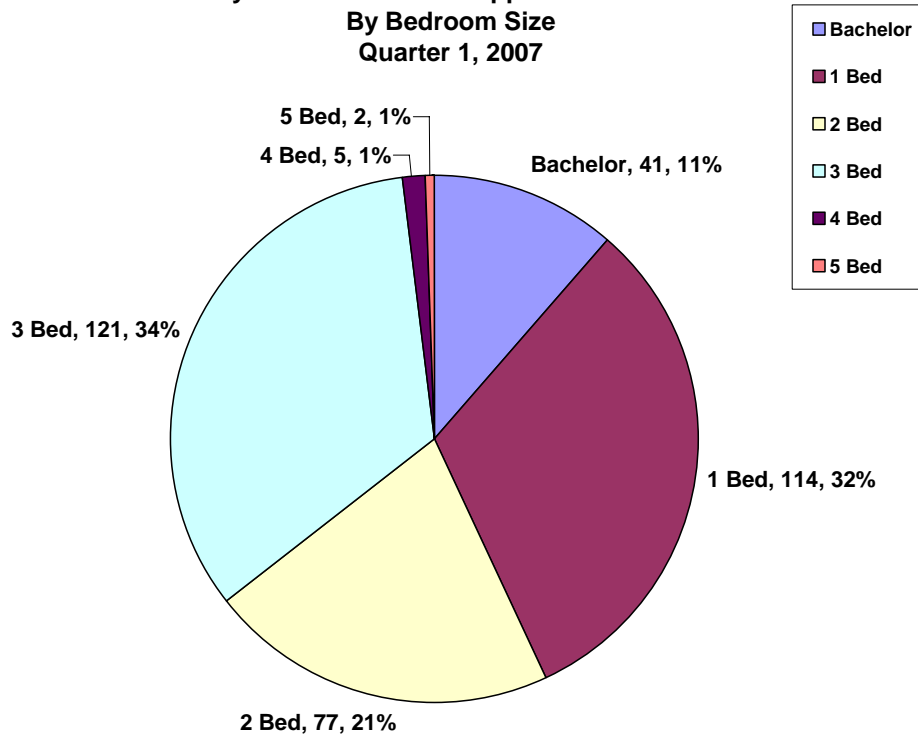


**SUMMARY OF HOUSED APPLICANTS**

**City of Hamilton / ATH Applicants Housed  
By Household Type  
Quarter 1, 2007**

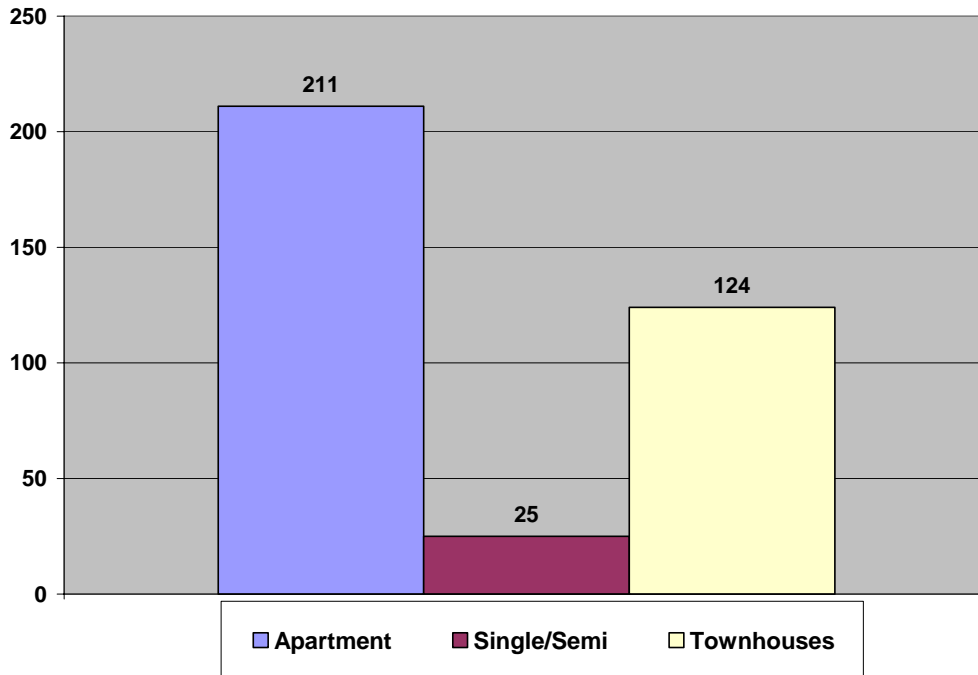


**City of Hamilton / ATH Applicants Housed  
By Bedroom Size  
Quarter 1, 2007**

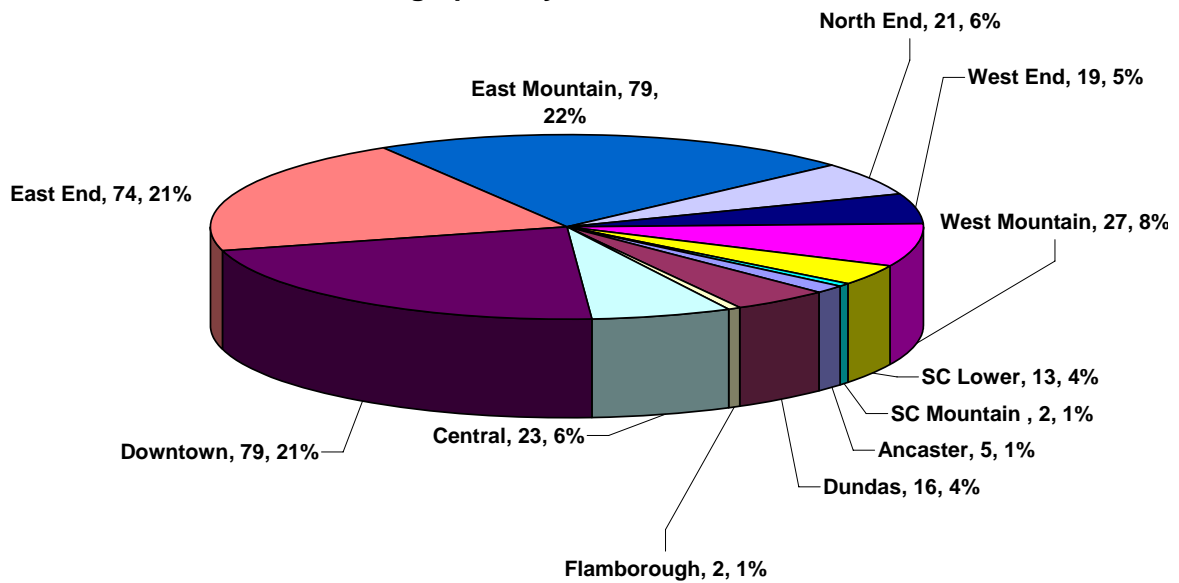


**SUMMARY OF HOUSED APPLICANTS**

**City of Hamilton - ATH Applicants Housed  
By Unit Types, Quarter 1, 2007**



**Access To Housing Housed Applicants  
Geographically, Quarter 1, 2007**



**SUMMARY OF WAIT LIST FOR SOCIAL HOUSING MODIFIED/ACCESSIBLE UNITS**

<b>Total Special Needs Applicants on Waiting List</b>	
<b>Accessible Units</b>	72
<b>Modified Units</b>	43
<b>Total</b>	<b>115</b>

Of the 115 applicants in need of an accessible unit or modified unit, the chart below breaks down applicant requests by unit type and modification/need. Please note all requests for modifications/need are made through self assessment, and applicants may have applied for more than one unit and/or requirement.

<b>Special Needs Applicants</b>						
<b>Unit Size</b>	<b>Accessible</b>	<b>Modified</b>	<b>No Stairs</b>	<b>HC - Park</b>	<b>Elevator</b>	<b>Ground Floor</b>
<b>Bachelor</b>	7	5	3	0	5	1
<b>1 Bed</b>	36	52	32	1	29	10
<b>2 Bed</b>	6	16	21	0	1	2
<b>3 Bed</b>	6	16	21	0	1	2
<b>4 Bed</b>	3	7	9	0	1	0
<b>5 Bed</b>	1	2	2	0	0	0