



COMMUNICATION UPDATE

TO:	Mayor and Members City Council
DATE:	March 2, 2022
SUBJECT:	Everyone Counts 2021 – Canada's National Point in Time Count: Initial Hamilton Results (City Wide)
WARD(S) AFFECTED:	City Wide
SUBMITTED BY:	Angela Burden General Manager Healthy and Safe Communities Department
SIGNATURE:	

From November 15 to 19, 2021 the City of Hamilton participated in Everyone Counts, the third nationally coordinated Point-in-Time Count in Canada. This initiative, referred to locally as the Point in Time Connection (PiTC), is a joint planning effort of City of Hamilton's Housing Services Division and the local Indigenous community through the Coalition of Hamilton Indigenous Leadership (CHIL). Completion of the PiTC fulfilled requirements of both the Federal government's Reaching Home: Canada's Homelessness Strategy and the Ontario Ministry of Municipal Affairs and Housing.

During the week-long initiative, staff from community-based social services organizations conducted voluntary surveys to better understand the needs of people experiencing homelessness in our community. 545 surveys were completed during the week at emergency shelters, provincially administered Violence Against Women shelters, drop-in programs, community agencies, and in unsheltered locations including encampments. An Indigenous led magnet event was also held in Beasley Park on November 17, 2021 to provide an opportunity for Indigenous community members to be surveyed by Indigenous surveyors.

Preliminary Survey Results

The 2021 PiTC complements existing local efforts to collect and report on key data on the state of homelessness to inform homelessness prevention and reduction efforts. The initiative is focused on hearing directly from unhoused Hamiltonians to further

OUR Vision: To be the best place to raise a child and age successfully.

OUR Mission: To provide high quality cost conscious public services that contribute to a healthy, safe and prosperous community, in a sustainable manner.

OUR Culture: Collective Ownership, Steadfast Integrity, Courageous Change, Sensational Service, Engaged Empowered Employees.

**SUBJECT: Everyone Counts 2021 – Canada’s National Point in Time Count:
Initial Hamilton Results (City Wide) - Page 2 of 3**

support evidence-informed action and improvement within Hamilton’s Housing and Homelessness Serving System.

Initial data highlights from the PiTC reflect shifts in the demographic profile of those experiencing homelessness throughout the COVID-19 pandemic, while also highlighting how specific groups continue to be overrepresented. In particular, the PiTC continues to highlight the overrepresentation of Indigenous persons experiencing homelessness in Hamilton (23% of all respondents). In keeping with the principles of Indigenous data sovereignty, as directed by the Indigenous Community Advisory Board (ICAB), CHIL will lead the analysis of Indigenous respondent data and the City of Hamilton will not use this data without the approval of the ICAB. Housing Services Division continues to prioritize collaborative work with local Indigenous leadership to develop connections to housing and supports that are culturally appropriate, rooted in the spirit and actions of reconciliation that recognize the values of autonomy and self-determination.

Initial Highlights

A majority of respondents in November reported that they had most recently stayed in an emergency shelter (298) or a City funded hotel/motel (68). The 2021 PiTC also engaged with a comparatively larger number of people staying in outdoor unsheltered locations (60) and encampments (35) compared to 2016 and 2018 initiatives. (In 2016, 34 survey respondents were in unsheltered locations and/or encampments compared to 25 survey respondents in these locations in 2018.)

Other initial key highlights from 2021 include:

- a majority identified that they were staying alone when surveyed (431);
- most respondents (74%) were between the ages of 31 and 64;
- 10% of all respondents identified as 2SLGBTQ+;
- 78% of all respondents indicated that they have lived in Hamilton for more than one year;
- 40% of those surveyed reported having a chronic illness or health condition; and,
- 270 respondents had been to an emergency room (ER) in the last 12 months, with a cumulative total of 787 ER visits.

A key demographic shift is in the percentage of respondents who identify as a woman (53%), which was higher than in 2018 (32%) and 2016 (28%). Enhanced gender-specific responses and housing solutions for women, trans-feminine, trans-masculine and non-binary adults remains an important local priority, and Housing Services Division continues to participate in regular meetings and consultation with the sector planning tables including the Women’s Housing Planning Collaborative, the Men’s Emergency Services Coordination Committee and Street Youth Planning Collaborative.

**SUBJECT: Everyone Counts 2021 – Canada’s National Point in Time Count:
Initial Hamilton Results (City Wide) - Page 3 of 3**

When asked what is necessary to maintain and/or find new housing, respondents consistently and clearly identified the need for enhanced income supports and spoke to ongoing challenges with housing affordability. The top reasons for most recent housing loss identified included: not enough income; landlord/tenant conflict; and unfit/unsafe housing conditions. Barriers and challenges to finding new housing included: rents too high; low income; no income assistance; poor housing conditions; and discrimination.

Sharing of Full PiTC Findings

Housing Services Division is committed to sharing Hamilton’s Point in Time Connection results with the community. Through our data analysis, staff are committed to continued engagement with community and sector partners to collectively continue work toward a more sustainable, responsive, and outcome-focused homeless-serving system informed by lived experience, evidence-based research and best practice that is effectively integrated into the broader social safety net. Following the release of preliminary findings, and upon finalizing analysis of PiTC data, staff will report back to Council with a more comprehensive update on the influences and experiences of homelessness in our community.

Survey results from Hamilton’s 2016, 2018 and 2021 Point in Time initiatives are available at www.hamilton.ca/pointintime

For more information about this initiative please contact Nadia Zelisko, Program Manager, Homelessness Policy and Programs by email at Nadia.zelisko@hamilton.ca or at (905) 546-2424 Ext. 2548.

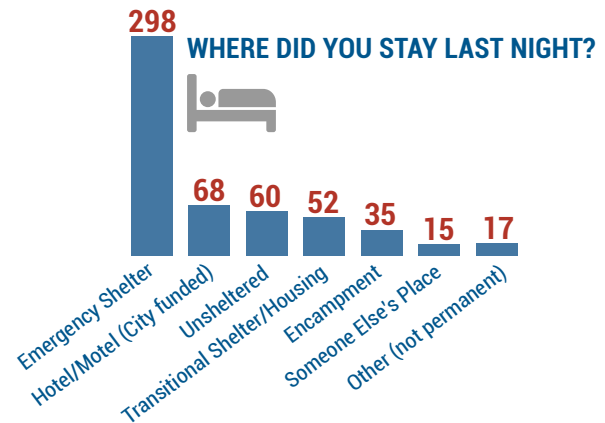
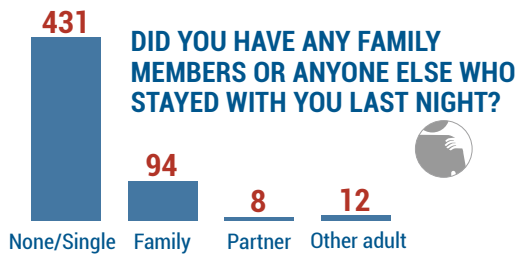
APPENDICES AND SCHEDULES ATTACHED

Appendix “A”: Infographic: Hamilton’s 2021 Point in Time Connection

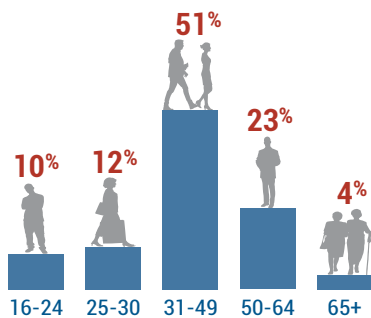
Hamilton's 2021 Point in Time Connection

2021 Survey Results

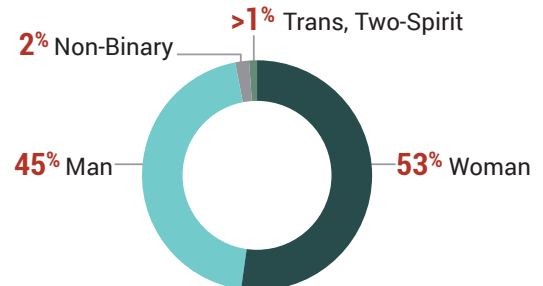
From November 15 to 19 the City of Hamilton joined communities across Canada in participating in Everyone Counts: the third nationally coordinated Point-in-Time Count in Canada. This initiative, referred to locally as the Point in Time Connection, is a joint planning effort with City of Hamilton's Housing Services Division and the local Indigenous community through the Coalition of Hamilton Indigenous Leadership (CHIL). During the initiative, service staff from community-based social services organizations conducted surveys to better understand the needs of people experiencing homelessness in our community. **545** surveys were completed during the week at emergency shelters, drop-in programs, community agencies, and in unsheltered locations.



AGE



GENDER IDENTITY



INDIGENOUS ANCESTRY



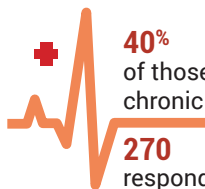
23% identified as Indigenous or as having Indigenous ancestry

IMPACTS OF COVID



77 number of people who report that their most recent housing loss is related to the COVID-19 pandemic

HEALTH



40% of those surveyed reported having a chronic illness or health condition.

270 respondents had been to an emergency room (ER) in the last 12 months, with a cumulative total of 787 ER visits

TOP 3 REASONS FOR MOST RECENT HOUSING LOSS



- Not enough income
- Landlord/tenant conflict
- Unfit/unsafe housing conditions

TOP 5 BARRIERS TO FINDING HOUSING



- Rent too high
- Low income
- No income assistance
- Poor Housing Conditions
- Discrimination

HOMELESS FOR 6 MONTHS OR MORE IN THE PAST YEAR

304 People



www.hamilton.ca/pointintime

www.chileadership.com/