




# COMMUNICATION UPDATE

<b>TO:</b>	Mayor and Members City Council
<b>DATE:</b>	November 22, 2022
<b>SUBJECT:</b>	City of Hamilton Receives an 'A' Grade Under the Carbon Disclosure Project Reporting for 2022 (City Wide)
<b>WARD(S) AFFECTED:</b>	City Wide
<b>SUBMITTED BY:</b>	Jason Thorne General Manager Planning and Economic Development Department
<b>SIGNATURE:</b>	

The purpose of this Communications Update is to inform Council that the City of Hamilton has been recognized as one of 122 local governments to receive a top score on climate action from the not-for-profit Carbon Disclosure Project (CDP).

Hamilton received a score of 'A', which puts the City in the top 12% of cities and counties globally.

The City of Hamilton joins only five other municipalities across Ontario to receive this score, and 12 others across Canada.

To score an A, among other actions, a local government must disclose publicly through CDP-ICLEI Track which is a new streamlined questionnaire by CDP and ICLEI – Local Governments for Sustainability that aligns climate data with internationally recognized recommendations that focuses on action against key criteria, addresses needs of capital markets, and tracks progress for UN-backed Race to Zero and Race to Resilience campaigns. A local government must have a [community-wide emissions inventory](#), and have published a [climate action plan](#). It must also complete a [climate risk and vulnerability assessment](#) and have a [climate adaptation plan](#) to demonstrate how it will tackle climate hazards.

---

OUR Vision: To be the best place to raise a child and age successfully.

OUR Mission: To provide high quality cost conscious public services that contribute to a healthy, safe and prosperous community, in a sustainable manner.

OUR Culture: Collective Ownership, Steadfast Integrity, Courageous Change, Sensational Service, Engaged Empowered Employees.

**SUBJECT: City of Hamilton Receives an 'A' Grade Under the Carbon Disclosure Project Reporting for 2022 (City Wide) - Page 2 of 2**

---

**About CDP**

CDP is a global non-profit that runs the world's environmental disclosure system for companies, cities, states and regions. Founded in 2000 and working with more than 680 investors with over \$130 trillion in assets, CDP pioneered using capital markets and corporate procurement to motivate companies to disclose their environmental impacts, and to reduce greenhouse gas emissions, safeguard water resources and protect forests.

Nearly 20,000 organizations around the world disclosed data through CDP in 2022, including more than 18,700 companies worth 50% of global market capitalization, and over 1,100 cities, states and regions. CDP is a founding member of the Science Based Targets initiative, We Mean Business Coalition, The Investor Agenda and the Net Zero Asset Managers initiative. Visit [cdp.net](https://www.cdp.net) or follow @CDP to find out more.

Designed to encourage and support local governments to ramp up their climate action and ambition, CDP's Cities A List is based on environmental data disclosed by local governments to CDP-ICLEI Track. A clear momentum in local climate disclosure and action is building – for the first time, over 1,000 cities and counties (1,002 in total) received a rating for their climate action from CDP in 2022, a rise on the 965 cities and counties scored in 2021. In 2022, just over one in ten local governments scored by CDP (12% of such local governments) received an A.

If you require any further information on the above matter, please contact Trevor Imhoff, Senior Project Manager, Climate Change Office, Planning and Economic Development by e-mail at [Trevor.Imhoff@hamilton.ca](mailto:Trevor.Imhoff@hamilton.ca) or at (905) 546-2424 Ext. 1308.

**APPENDICES AND SCHEDULES ATTACHED**

Appendix "A" - CDP Feedback Report 2022

This report provides information on your jurisdiction's score on the [2022 Questionnaire](#), how it compares with others and insights on how to improve climate action and transparency.

**Request a score feedback call**

Email: [citiesna@cdp.net](mailto:citiesna@cdp.net)

Your jurisdiction's reported data has been scored against the [CDP Scoring Methodology](#). Scores are private to jurisdictions, though highest scoring jurisdictions are publicly recognized in our annual 'A List'.

## YOUR SCORE

### City of Hamilton, ON

**Region** Canada

**Country** Canada



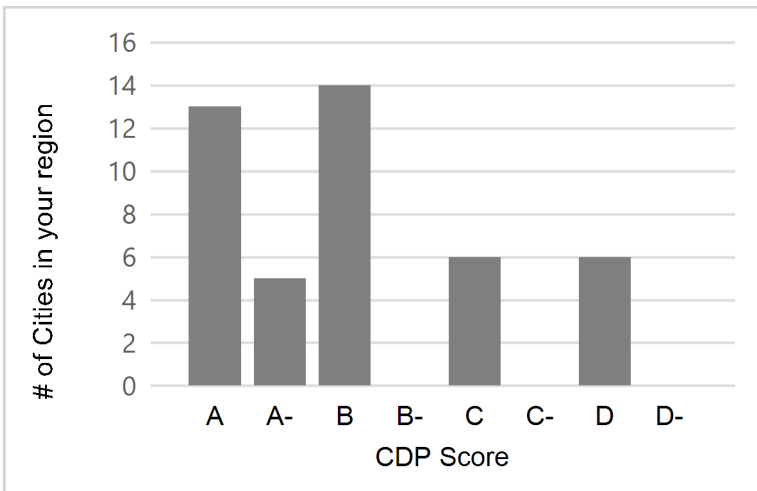
### Leadership Level

Your jurisdiction has demonstrated best practice standards across adaptation and mitigation, has set ambitious goals and has made progress towards achieving those goals.

## COMPARE YOUR SCORE

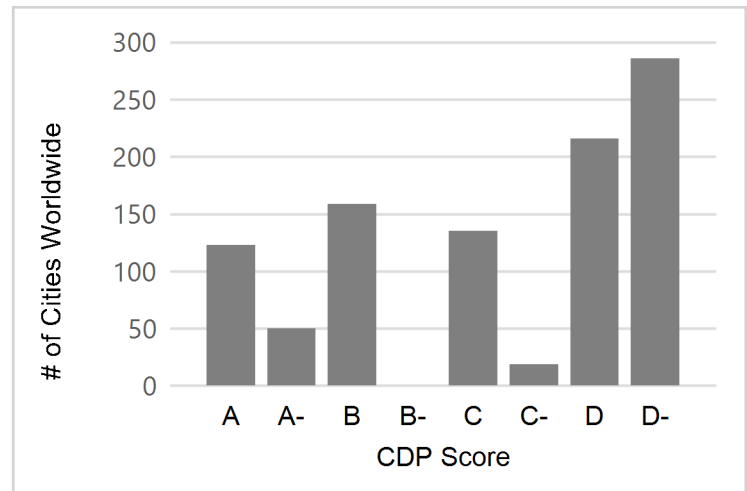
### REGIONAL DISTRIBUTION

Average : **B**



### GLOBAL DISTRIBUTION

Average : **D**



## THEMATIC SCORES

### ADAPTATION SCORE



Regional average  
**B**  
Global average  
**D**

Your jurisdiction has a clear understanding of the impacts and risks climate change poses to your jurisdiction, you have implemented an adaptation plan and are tracking progress towards your adaptation goals.

### MITIGATION SCORE



Regional average  
**B**  
Global average  
**D**

Your jurisdiction has a clear understanding of your emissions breakdown, you have implemented a mitigation plan, and are demonstrating progress towards science-based climate targets.

**Assessment**

On track

---

**Targets**

On track

**Planning**

On track

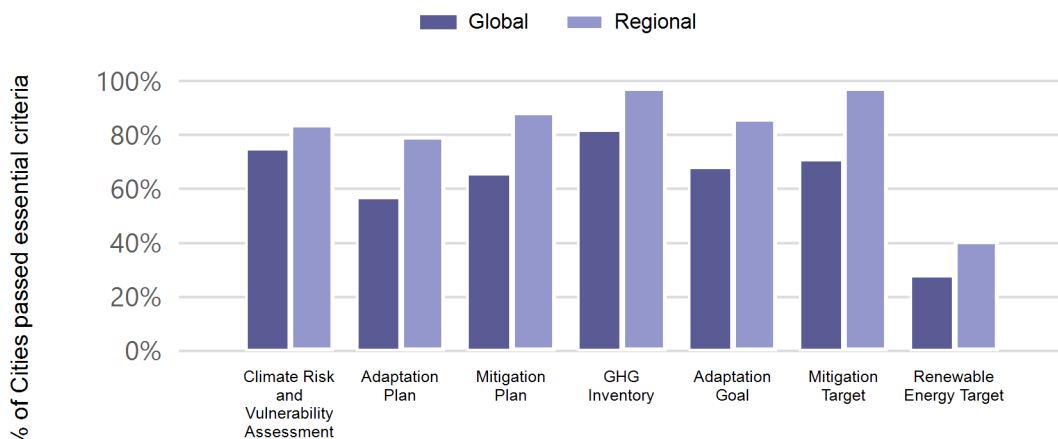
---

**Actions**

On track

<b>Climate Risk and Vulnerability Assessment</b>	<input checked="" type="checkbox"/>	Your jurisdiction has undertaken a climate risk and vulnerability assessment. This is a key component of climate action, and therefore one of the essential criteria of CDP scoring. For best practice guidance to inform future updates and advance this assessment <a href="#">click here</a> .
<b>Adaptation Plan</b>	<input checked="" type="checkbox"/>	Your jurisdiction has a plan that addresses climate adaptation. This is a key component of climate action, and therefore one of the essential criteria of CDP scoring. For best practice guidance to inform monitoring, evaluation, progress reporting and future updates to this plan <a href="#">click here</a> .
<b>Mitigation Plan</b>	<input checked="" type="checkbox"/>	Your jurisdiction has reported that it has a plan that addresses climate mitigation adaptation. This is a key component of climate action, and therefore one of the essential criteria of CDP scoring. For best practice guidance to inform monitoring, evaluation, progress reporting and future updates to this plan <a href="#">click here</a> .
<b>GHG Inventory</b>	<input checked="" type="checkbox"/>	Your jurisdiction has a community-wide emissions inventory. This is a key component of climate action, and therefore one of the essential criteria of CDP scoring. For best practice guidance to inform future updates to your emissions inventory <a href="#">click here</a> .
<b>Adaptation Goal</b>	<input checked="" type="checkbox"/>	Your jurisdiction has an adaptation goal. This is a key component of climate action, and therefore one of the essential criteria of CDP scoring. For best practice guidance to track and progress your goal to drive climate resilience <a href="#">click here</a> .
<b>Mitigation Target</b>	<input checked="" type="checkbox"/>	Your jurisdiction has a fully reported mitigation target. This is a key component of climate action, and therefore one of the essential criteria of CDP scoring. For best practice guidance on how to track and monitor progress, including A list requirement <a href="#">click here</a> .
<b>Renewable Energy Target</b>	<input type="checkbox"/>	Your jurisdiction does not have a renewable energy generation, consumption and/or installed capacity jurisdiction target in place. For best practice guidance on how to set a renewable energy target <a href="#">click here</a> .

### Globally and regionally reported



Explore CDP Data - [Click here](#)

Step up your climate action [Click here](#) for the next steps document

[Click here](#) to share your 2022 CDP response or score with the world

Understand the Scoring Methodology - [Click here](#)

Your jurisdiction responded to Pathway 3. This meant you were presented with additional questions on governance, energy, transport, waste, public health, air pollution, water, food, and finance.

These additional questions are not part of your jurisdiction's score this year. However, you are provided with an indicator that represents the comprehensiveness of your disclosure and further guidance on measuring, managing, and reporting data on these topics.

<b>Governance</b>	Complete	Your jurisdiction has reported to most of the climate-related governance indicators such as social and economic opportunities and multilevel engagement and collaboration. For guidance on measuring, managing, and reporting governance data <a href="#">click here</a> .
<b>Energy</b>	Partially complete	Your jurisdiction has reported to many of the energy-related indicators presented. For guidance on measuring, managing, and reporting energy data <a href="#">click here</a> .
<b>Transport</b>	Partially complete	Your jurisdiction has reported to many of the transport-related indicators presented. For guidance on measuring, managing, and reporting transport data <a href="#">click here</a> .
<b>Waste</b>	Complete	Your jurisdiction has reported to most of the waste-related indicators presented. For guidance on measuring, managing, and reporting waste data <a href="#">click here</a> .
<b>Public health</b>	Complete	Your jurisdiction has reported to most of the public health-related indicators presented. For guidance on measuring, managing, and reporting public health data <a href="#">click here</a> .
<b>Water</b>	Complete	Your jurisdiction has reported to most of the water-related indicators presented. For guidance on measuring, managing, and reporting water data <a href="#">click here</a> .
<b>Food</b>	Partially complete	Your jurisdiction has reported to many of the food-related indicators presented. For guidance on measuring, managing, and reporting food data <a href="#">click here</a> .
<b>Finance</b>	Complete	Your jurisdiction has reported to most of the finance-related indicators presented. For guidance on measuring, managing, and reporting finance data <a href="#">click here</a> .
<b>Air quality</b>	Complete	Your jurisdiction has reported to most of the air pollution-related indicators presented. For guidance on measuring, managing, and reporting air pollution data <a href="#">click here</a> .