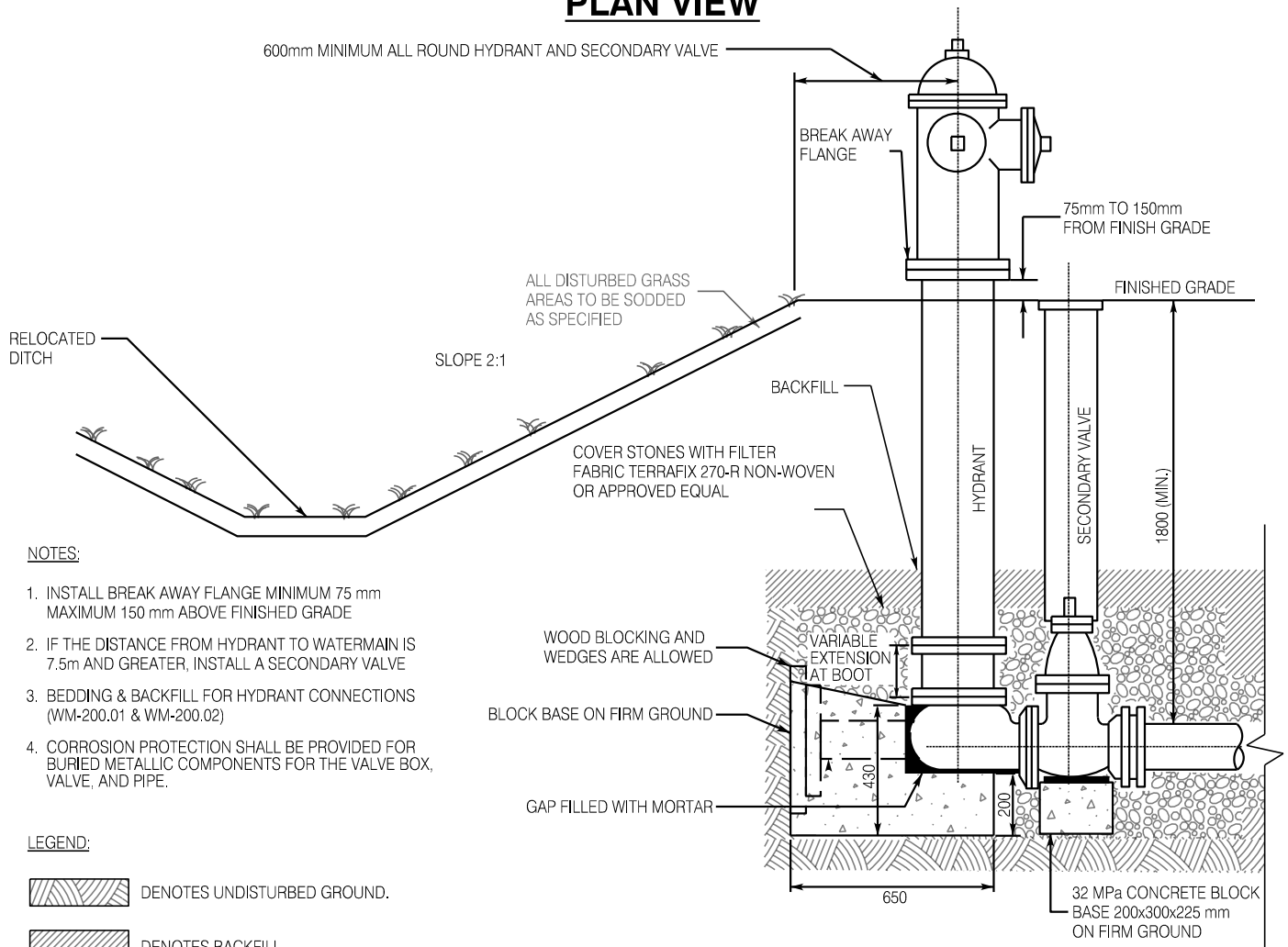


PLAN VIEW




600mm MINIMUM ALL ROUND HYDRANT AND SECONDARY VALVE



NOTES:

1. INSTALL BREAK AWAY FLANGE MINIMUM 75 mm
MAXIMUM 150 mm ABOVE FINISHED GRADE
2. IF THE DISTANCE FROM HYDRANT TO WATERMAIN IS
7.5m AND GREATER, INSTALL A SECONDARY VALVE
3. BEDDING & BACKFILL FOR HYDRANT CONNECTIONS
(WM-200.01 & WM-200.02)
4. CORROSION PROTECTION SHALL BE PROVIDED FOR
BURIED METALLIC COMPONENTS FOR THE VALVE BOX,
VALVE, AND PIPE.

LEGEND:

-  DENOTES UNDISTURBED GROUND.
-  DENOTES BACKFILL.
-  DENOTES 25mm CLEAR STONE

SECTION A-A

HYDRANT INSTALLATION (WM-203.01)

City of Hamilton
Public Works Department

RELOCATION OF DITCHES AT HYDRANTS

DIMENSIONS SHOWN ARE IN MILLIMETRES
UNLESS OTHERWISE NOTED (N.T.S.)

DATE
June 2025

REV No
2

FORMERLY: RWS 603

HAMILTON STD No

WM-203.03