





SIDE VIEW

- ① MAIN STOP A.W.W.A. TAPER THREAD TO M.I.P.
- ② BRASS 45° ELBOW - F.I.P. BOTH ENDS
- ③ COUPLING - M.I.P.
- ④ CURB STOP & DRAIN, "ORISEAL" MUELLER No. 15219 STOP & DRAIN COMPRESSION ENDS OR EMCO No. 17042 CENTURY BALL VALVE.
- ⑤ 32 MPa CONCRETE BLOCK BASE 200x250x250mm ON FIRM GROUND
- ⑥ EXTENSION BARREL - 2 PIECES
- ⑦ BRONZE PLUG
- ⑧ PIPE TYPE 'K' SOFT COPPER
- ⑨ FLANGED JOINT

LEGEND:

-  DENOTES UNDISTURBED GROUND.
-  DENOTES BACKFILL.
-  DENOTES 20mm CLEAR STONE
-  DENOTES GRANULAR 'D'

City of Hamilton
Public Works Department

50mm DIA. DEAD END BLOW-OFF

DIMENSIONS SHOWN ARE IN MILLIMETRES
UNLESS OTHERWISE NOTED (N.T.S.)

DATE
June 2025

REV No
3

FORMERLY: RWS 711

HAMILTON STD No

WM-206