Appendix M

Traffic Noise Impact Assessment Report

DILLON CONSULTING

DILLON CONSULTING

City of Hamilton

Rymal Road

(Upper James St to Dartnall Rd) Municipal Class Environmental Assessment Phases 1 to 4

November 2024





Table of Contents

1.0 **Introduction** 1

1.1 Objectives and Methodology 1

1.2 Approach 1

1.3 Relevant Guidelines and Policies 2

2.0 The Project 3

3.0 Assessment of Noise Levels 4

3.1 Noise Prediction Methodologies 4

3.2 Noise Sensitive Areas (NSAs) 5

4.0 **Traffic Data Input and Assumptions** 6

4.1 Annual Average Daily Traffic (AADT) 6

4.2 Percentage of Trucks 8

4.3 Posted Speed Limit 9

4.4 Road Gradient 10

4.5 Assumptions 10

5.0 Results 11

6.0 **Construction Noise Impact** 24

7.0 Conclusions 25

8.0 Closure 26

Figures (Appended)

Figure 1: Study Area and Receptors for Rymal Road Improvement Traffic Assessment F-2

Figure 2: Existing Alignment Representative Noise Receptors, Rymal Road, and Dartnall Road..... F-3

Figure 3: Existing Alignment Representative Noise Receptors, Rymal Road, and Upper Ottawa Street F-4

Figure 4: Existing Alignment Representative Noise Receptors, Rymal Road, and Upper Gage Avenue..... F-5

Figure 5: Existing Alignment and Representative Noise Receptors, Rymal Road, and Upper Sherman Street F-6

Figure 6: Existing Alignment and Representative Noise Receptors, Rymal Road, and Wentworth Street F-7

Figure 7: Existing Alignment and Representative Noise Receptors, Rymal Road, and Upper James Street F-8

Figure 8: Future Alignment and Representative Noise Receptors, Rymal Road, and Dartnall Road.. F-9

Figure 9: Future Alignment and Representative Noise Receptors, Rymal Road, and Upper Ottawa Street F-10

Figure 10: Future Alignment and Representative Noise Receptors, Rymal Road, and Upper Gage Avenue..... F-11

Figure 11: Future Alignment and Representative Noise Receptors, Rymal Road, and Upper Sherman Street F-12

Figure 12: Future Alignment and Representative Noise Receptors, Rymal Road, and Upper Wentworth Street F-13

Figure 13: Future Alignment and Representative Noise Receptors, Rymal Road, and Upper James Street F-14

Tables

Table 1: Summary of Mitigation Efforts Under MTO's Guide of the Predicted Noise Levels with the Proposed Improvements 2

Table 2: Summary of the Annual Average Dail Traffic (AADT) Volumes 7

Table 3: Commercial Vehicle Breakdown..... 8

Table 4: Summary of Posted Speed Limits 9

Table 5: Predicted Receptor Noise Levels for the Existing Condition - 2026 Baseline..... 11

Table 6: Predicted Receptor Noise Levels - 2036 ('Build' and 'No-Build') 17

Table 7: NSA Counts and Predicted Noise Levels..... 23

Appendices

A Roadway Traffic and Signalization Description

B Noise Sensitive Areas (NSAs)

C CADNA/A Model Output

D FHWA TNM vs. CADNA/A Sample Calculation

References

1.0 Introduction

Dillon Consulting Limited (Dillon) was retained by the City of Hamilton to assess the traffic noise impacts associated with the widening of an approximately 4.7 km section of the Rymal Road corridor from Upper James Street to Dartnall Road. Currently, the study area operates with one lane per direction plus a centre two-way-left-turn lane and auxiliary right turn lanes at some intersections. The future design will include two through lanes in each direction, a centre two-way-left-turn lane, and potential queue jump/right turn lanes at key intersections.

This project is subject to a Class Environmental Assessment under the Ontario *Environmental Assessment Act*.

1.1 Objectives and Methodology

The proposed undertaking is expected to result in traffic noise impact or change thereof at Noise Sensitive Areas (NSAs). The objective of the Traffic Noise Impact Assessment is to assess local noise impacts of the preferred Rymal Road Improvement alternative (i.e., 'Build' scenario) relative to a 'No-Build' scenario. 'Build' and 'No-Build' scenarios are compared using traffic volumes projected to 10 years post-construction. The assessment identifies the potential for the project to result in increased noise levels and if mitigation effort should be considered. It also determines if the impacts are positive or negative relative to the 'No-Build' (i.e., do nothing scenario).

Noise impact is also anticipated during the construction phase of the project. A qualitative assessment of noise impact during the construction phase of project will be undertaken and if required options to minimize such impacts and/or requirements to obtain noise bylaw exemptions will be explored.

The City of Hamilton does not have a municipal guideline for Traffic Noise Impact Assessments. Thus, the assessment of noise impact for the preliminary design of the above-mentioned project is undertaken in accordance with the MTO's guidelines, as recommended by the Ontario Ministry of the Environment, Conservation, and Parks (MECP). The MTO's noise guidelines are stipulated in MTO publication: *Environmental Guide for Noise* (2022) (the Guide).

1.2 Approach

The Traffic Noise Impact Assessment follows the requirements of the Guide for noise assessment and mitigation relating to the proposed improvements to Rymal Road. Some of the key components of this assessment include:

- Identify study areas, sensitive land uses, sensitive receptors, proposed land development in the area, nature of the proposed developments, and other noise sources in the study area;
- Obtain relevant traffic data for existing and proposed alternatives and design layout specifications, and design drawings for overpasses, interchange, and new road alignment;

- Establish potential noise receptors or groups of receptors;
- Determine specific noise requirements for the area;
- Divide the subject road into discrete segments;
- Determine future ambient and future noise levels with undertaking;
- Identify impacts and significance;
- Complete a preliminary qualitative assessment of the construction noise impact at selected NSAs; and,
- If required provide recommendations to minimize adverse noise and vibration impacts.

1.3 Relevant Guidelines and Policies

MTO's Guide provides guidance for assessment methodology and noise mitigation requirements for new highways or expansion of existing ones. According to the Guide, the significance of a noise impact is determined by using a comparison for future sound levels with and without the proposed improvements. As per the Guide, mitigation measures should be implemented within the right-of-way (ROW) when they are technically, economically, and administratively feasible. Table 1 summarizes the mitigation requirements as specified in MTO's Guide. The review of technical, economical, and administrative feasibilities is defined in the Guide as follows:

- Technical Feasibility: Review the constructability of the noise mitigation (i.e., design of wall, roadside safety, shadow effect, topography, achieve a 5 dBA reduction, ability to provide a continuous barrier, etc.).
- Economic Feasibility: Carry out a cost/benefit assessment of the noise mitigation (i.e., determine cost per benefited receiver).
- **Administrative Feasibility**: Determine the ability to locate the noise mitigation on lands within public ownership (i.e., provincial, or municipal right-of-way).

Table 1: Summary of Mitigation Efforts Under MTO's Guide of the Predicted Noise Levels with the Proposed Improvements

Change in Noise Level Above Ambient/ Projected Noise Levels with the Proposed Improvements	Mitigation Effort Required
< 5 dBA change AND < 65 dBA	• None
≥ 5 dBA change OR ≥ 65 dBA	• Investigate Noise Control measures on right-of-way. • Introduce noise control measures within right-of-way and mitigate to ambient if technically, economically, and administratively feasible. • Noise control measures, where introduced, should achieve a minimum of 5 dBA attenuation, over first row of receivers.

Source: MTO Environmental Guide for Noise, 2022.

2.0 The Project

Based on an evaluation of broad criteria (including traffic operations and safety, road engineering, cultural resources, natural features, socio-economic environment, and costs), improvements to Rymal Road include widening of approximately 4.7 km section of Rymal Road from 3 lanes to 5 lanes from Upper James Street to Dartnall Road. The Rymal Road MCEA study area includes all land within the 600 m setback from the edge of Rymal Road and from 100 m west of Upper James Street to 100 m east of Dartnall Road.

The study area is presented in Figure 1 in the figures section. The blue line in Figure 1 specifies 600 meters in all directions from the proposed improvements. Figures 2 to 7 illustrate the existing alignment ('No-Build' scenario) of Rymal Road. The 'Build' scenario includes Rymal Road widening, as shown in Figures 8 to 13.

3.0 Assessment of Noise Levels

Traffic noise impacts were assessed for the 'No Build' and 'Build' scenarios for the Rymal Road Widening (from Upper James Street to Dartnall Road). For the 'No-Build' scenario, existing and potential traffic noise impacts were assessed for two timeframes:

- Baseline conditions at the projected time of project inauguration(Baseline 2026); and,
- Ten years after projected inauguration ('No-Build' 2036).

The baseline conditions were calculated by applying a growth rate to the field traffic data collected in 2019. The road surface type for current condition is asphalt. The same is assumed for the future 'Build' scenario.

For the future 'Build' preferred scenario, the traffic noise impact assessment was conducted for the following timeframe:

- Ten years after projected completion (Build 2036).

The roads within 600 m of Rymal Road that were included in this assessment are presented in Section 4.

Roads within the Study Area with low traffic volumes were not included in the assessment since the associated noise impacts are considered to be negligible and will not impact the overall traffic noise predictions. Appendix A includes more information on the road network traffic used to complete the noise modeling.

3.1 Noise Prediction Methodologies

As per the Guide, MTO accepts the noise prediction models approved in NPC-306, described below:

The NPC-306 approved the use of the Transportation Noise Model (TNM) algorithm developed by the U.S Federal Highway Administration (FHWA) together with the most current TNM software available. Alternatively, the TNM algorithm can be used with any other software which is authorized by the FHWA or representative sample calculations can be provided to show similar results using the TNM software and the other software.

The TNM algorithms, developed by the U.S. Federal Highway Administration (FHWA), implemented through CADNA/A noise propagation software was used for this study. The model can incorporate land topography, complex barrier structures, buildings, differential ground absorptions, and other features directly in the modelling domain, hence providing an accurate assessment of noise impact by incorporating key parameters that can impact noise propagation from sources to receptors in the model. A sample calculation has been included in Appendix E, showing that the predicted noise levels resulted from FHWA's TNM software model and CADNA/A's TNM are sufficiently similar.

The noise analysis for the proposed improvement consists of comparing the traffic noise impact at representative receptors for the scenarios both with and without the proposed road improvement project. The analysis completed as part of this assessment will determine if noise mitigation effort should be considered based on the predicted change in noise levels and/or absolute noise levels.

3.2 Noise Sensitive Areas (NSAs)

The Guide defines a Noise Sensitive Area (NSA) as: "*the following land uses, with an Outdoor Living Area (OLA) associated with them*:

- Private Homes such as single-family residences (owned or rental);
- Townhouses (owned or rental);
- Multiple unit buildings, such as apartments with OLA's for use by all occupants; and,
- Hospitals, nursing homes for the aged, where there are OLA's for the patients."

As per the Guide, NSAs up to 600 m from the edge of the pavement of Rymal Road were considered in this assessment. The noise impacts are expected to be highest at the NSAs (also referred to as Point-of-Receptions (PORs) in this report) nearest to the road alignment. A Google map survey was conducted to identify the types of residential receptors (e.g., single-family dwelling, town houses, condo apartment, or multiplex low-rise), or institutional (health care centres, retirement homes, etc.) in the vicinity of the proposed road alignment, as well as locations, heights, and conditions of existing barriers along the subject route. Determination of noise impacts due to the undertaking are based on the predicted noise levels at the OLA of receptors.

For this assessment, 160 noise sensitive receptors within the study area were identified as representative of the worst-case noise impacts based on proximity to the subject ROW. For the purposes of this assessment, the NSAs were assigned representative Points of Reception (PORs) to determine the associated change in traffic noise impacts. For areas with multiple receptors, the most impacted POR (i.e., expected to experience the highest traffic noise impact) was selected to be the representative POR in that area.

Representative POR locations were placed based on a worst-case scenario. The number of NSAs represented by each POR is noted in Appendix B. The locations of these PORs are illustrated in Figures 2 to 7 in Figures section. Additional information for the 160 selected PORs is presented in Appendix B.

4.0 Traffic Data Input and Assumptions

The study assumed an inauguration year of 2026. The forecasted future traffic volumes along Rymal Road and intersecting major north-south roads were used to determine future traffic noise impacts for 2036 (10 years after inauguration) at the representative receptors. This was done for two scenarios of 'No-Build' and 'Build'. The vehicular traffic along the following intersecting north-south roads and roads in the vicinity of the receptors were also incorporated in the noise prediction model:

- Atessa Drive
- Upper Wellington Street
- Upper Wentworth Street
- Upper Sherman Avenue
- Upper Gage Avenue
- Upper Ottawa Street
- Nebo Road
- Dartnall Road

The Annual Average Daily Traffic (AADT) for daytime (16-hr Leq, 07:00-23:00) and nighttime (8 hr Leq, 23:00-07:00) periods were forecasted for the following scenarios:

- 2026 – Baseline existing alignment and traffic data
- 2036 – Existing roadway alignment and predicted 'No-Build' traffic data
- 2036 – Future widened roadway alignment and predicted 'Build' traffic data

4.1 Annual Average Daily Traffic (AADT)

Rymal Road Multi-Modal Transportation Assessment, Dillon Consulting, 2022 (Traffic Study), was used to determine existing and future forecasted traffic data. Due to the effect of COVID-19 pandemic, 2019 Traffic data was used to calculate traffic volumes for the baseline scenario. The Traffic Study estimated the traffic volumes at 2041 horizon. Growth rate calculated using the traffic growth from 2019 to 2041. The same growth rate was used to calculate the existing traffic (i.e., 2026), and to predict the 10-year future traffic (i.e., 'Build' and 'No-Build' traffic data).

The details of the traffic volume calculations and forecasting are provided in Appendix A. Summary of the annual average daily traffic (AADT) volumes for various road segments are presented in Table 2.

Table 2: Summary of the Annual Average Dail Traffic (AADT) Volumes

Road name	Description	2026 Baseline	2036 No-Build	2036 Build
Atessa Drive	North of Rymal Road	720	720	720
	South of Rymal Road	2239	2266	2266
Upper Wellington Street	North of Rymal Road	8103	9261	9261
	South of Rymal Road	4200	4200	4200
Upper Wentworth Street	North of Rymal Road	8815	9639	9639
	South of Rymal Road	6582	7964	7964
Upper Sherman Avenue	North of Rymal Road	7931	8397	8397
Upper Gage Avenue	North of Rymal Road	12612	14570	14570
	South of Rymal Road	4106	4519	4519
Upper Ottawa Street	North of Rymal Road	11257	13885	13885
	South of Rymal Road	4932	5317	5317
Nebo Road	North of Rymal Road	7164	7465	7465
	South of Rymal Road	7750	8217	8217
Dartnall Road	North of Rymal Road	11238	13587	13587
	South of Rymal Road	5570	6425	6425
Rymal Road 1	West of Atessa Drive – Eastbound	10638	12209	12209
Rymal Road 1	West of Atessa Drive- Westbound	10776	12597	12597
Rymal Road 2	West of Upper Wellington Street - Eastbound	10198	11742	11742
Rymal Road 2	West of Upper Wellington Street - Westbound	11504	13325	13325
Rymal Road 3	East of Upper Wellington Street - Eastbound	11506	12302	12302
Rymal Road 3	East of Upper Wellington Street - Westbound	11549	13342	13342
Rymal Road 4	East of Upper Wentworth Street- Eastbound	10791	11775	11775
Rymal Road 4	East of Upper Wentworth Street - Westbound	9923	11856	11856
Rymal Road 5	East of Gage Avenue- Eastbound	10120	12081	12081
Rymal Road 5	East of Gage Avenue- Westbound	10335	12713	12713
Rymal Road 6	West of Upper Ottawa Street - Eastbound	10895	12939	12939
Rymal Road 6	West of Upper Ottawa Street Westbound	11134	13400	13400
Rymal Road 7	East of Dartnall Road- Eastbound	9495	12041	12041
Rymal Road 7	East of Dartnall Road- Westbound	9703	13111	13111

4.2 Percentage of Trucks

Car and Truck percentages for Rymal Road and other intersecting roadways are presented in Table 3. The truck percentages are obtained from the Traffic Study and assume a 50%/50% split of medium and heavy trucks.

Table 3: Commercial Vehicle Breakdown

Road name	Description	Car %	Truck %
Atessa Drive	North of Rymal Road	95%	5%
	South of Rymal Road	95%	5%
Upper Wellington Street	North of Rymal Road	95%	5%
	South of Rymal Road	95%	5%
Upper Wentworth Street	North of Rymal Road	95%	5%
	South of Rymal Road	95%	5%
Upper Sherman Avenue	North of Rymal Road	95%	5%
Upper Gage Avenue	North of Rymal Road	95%	5%
	South of Rymal Road	95%	5%
Upper Ottawa Street	North of Rymal Road	95%	5%
	South of Rymal Road	95%	5%
Nebo Road	North of Rymal Road	92%	8%
	South of Rymal Road	92%	8%
Dartnall Road	North of Rymal Road	92%	8%
	South of Rymal Road	92%	8%
Rymal Road 1	West of Atessa Drive – Eastbound	95%	5%
Rymal Road 1	West of Atessa Drive- Westbound	95%	5%
Rymal Road 2	West of Upper Wellington Street - Eastbound	95%	5%
Rymal Road 2	West of Upper Wellington Street - Westbound	95%	5%
Rymal Road 3	East of Upper Wellington Street - Eastbound	95%	5%
Rymal Road 3	East of Upper Wellington Street - Westbound	95%	5%
Rymal Road 4	East of Upper Wentworth Street- Eastbound	95%	5%
Rymal Road 4	East of Upper Wentworth Street - Westbound	95%	5%
Rymal Road 5	East of Gage Avenue- Eastbound	95%	5%
Rymal Road 5	East of Gage Avenue- Westbound	95%	5%
Rymal Road 6	West of Upper Ottawa Street - Eastbound	92%	8%
Rymal Road 6	West of Upper Ottawa Street Westbound	92%	8%
Rymal Road 7	East of Dartnall Road- Eastbound	92%	8%
Rymal Road 7	East of Dartnall Road- Westbound	92%	8%

4.3 Posted Speed Limit

The posted speed limits for each segment were used as vehicular speed in the CADNA/A TNM model. The posted speed limits for each roadway are presented in Table 4.

Table 4: Summary of Posted Speed Limits

Road name	Description	2026	2036
Atessa Drive	North of Rymal Road	40 km/h	40 km/h
	South of Rymal Road	40 km/h	40 km/h
Upper Wellington Street	North of Rymal Road	40 km/h	40 km/h
	South of Rymal Road	40 km/h	40 km/h
Upper Wentworth Street	North of Rymal Road	50 km/h	50 km/h
	South of Rymal Road	40 km/h	40 km/h
Upper Sherman Avenue	North of Rymal Road	50 km/h	50 km/h
Upper Gage Avenue	North of Rymal Road	40 km/h	40 km/h
	South of Rymal Road	50 km/h	50 km/h
Upper Ottawa Street	North of Rymal Road	40 km/h	40 km/h
	South of Rymal Road	40 km/h	40 km/h
Nebo Road	North of Rymal Road	40 km/h	40 km/h
	South of Rymal Road	40 km/h	40 km/h
Dartnall Road	North of Rymal Road	50 km/h	50 km/h
	South of Rymal Road	60 km/h	60 km/h
Rymal Road 1	West of Atessa Drive – Eastbound	60 km/h	60 km/h
Rymal Road 1	West of Atessa Drive- Westbound	60 km/h	60 km/h
Rymal Road 2	West of Upper Wellington Street - Eastbound	60 km/h	60 km/h
Rymal Road 2	West of Upper Wellington Street - Westbound	60 km/h	60 km/h
Rymal Road 3	East of Upper Wellington Street - Eastbound	60 km/h	60 km/h
Rymal Road 3	East of Upper Wellington Street - Westbound	60 km/h	60 km/h
Rymal Road 4	East of Upper Wentworth Street- Eastbound	60 km/h	60 km/h
Rymal Road 4	East of Upper Wentworth Street - Westbound	60 km/h	60 km/h
Rymal Road 5	East of Gage Avenue- Eastbound	60 km/h	60 km/h
Rymal Road 5	East of Gage Avenue- Westbound	60 km/h	60 km/h
Rymal Road 6	West of Upper Ottawa Street - Eastbound	60 km/h	60 km/h
Rymal Road 6	West of Upper Ottawa Street Westbound	60 km/h	60 km/h
Rymal Road 7	East of Dartnall Road- Eastbound	60 km/h	60 km/h
Rymal Road 7	East of Dartnall Road- Westbound	60 km/h	60 km/h

4.4 Road Gradient

The study area is generally flat. Topography of the study area for two scenarios of existing alignment and future proposed alignment were incorporated in the traffic noise model.

4.5 Assumptions

The following assumptions and considerations were incorporated into the traffic noise modelling:

- All vehicles are travelling at the maximum posted speed limit.
- Noise levels were modelled using AADT data.
- A ground absorption coefficient of 0.50 was used to represent the primarily absorptive areas, between the roads and receptors.
- A 1st order reflection was incorporated in the model.
- Ground elevations and topography for receptor areas and road segments, as well as road gradient were incorporated in the traffic noise model.
- Assessment was completed for typical asphalt road surface.
- Receptors situated 3 m from the dwelling unit wall at OLA and assumed 1.5 m above the existing ground surface.

5.0 Results

The predicted OLA traffic noise levels, presented in daytime 16-hour equivalent sound level values ($L_{eq(16hr)}$, dBA) and nighttime 8-hour equivalent sound level values ($L_{eq(8hr)}$, dBA) are summarized in Table 5 for the baseline scenario, and Table 6 for the future scenarios (with and without the project). The tables represent the baseline and predicted noise levels for the OLA for the years 2026 and 2036 as outlined below:

- 2026 Baseline;
- 2036 'No-Build' - Existing alignment; and,
- 2036 'Build' - With Future improvement.

The predicted noise levels for MESs are presented in Appendix B for all three scenarios noted above.

Table 5: Predicted Receptor Noise Levels for the Existing Condition - 2026 Baseline

Receptors		Baseline (2026)	
Name	ID	Day (dBA)	Night (dBA)
Outdoor Living Area	POR001	59.7	59.9
Outdoor Living Area	POR002	61.1	61.2
Outdoor Living Area	POR003	60.3	60.2
Outdoor Living Area	POR004	56.7	56.7
Outdoor Living Area	POR005	60.7	60.7
Outdoor Living Area	POR006	61	61
Outdoor Living Area	POR007	60.9	60.8
Outdoor Living Area	POR008	59.7	59.6
Outdoor Living Area	POR009	58.9	58.8
Outdoor Living Area	POR010	58.3	58.3
Outdoor Living Area	POR011	56.9	56.9
Outdoor Living Area	POR012	60	60
Outdoor Living Area	POR013	60.6	60.5
Outdoor Living Area	POR014	60.5	60.4
Outdoor Living Area	POR015	59.6	59.5
Outdoor Living Area	POR016	59.6	59.6
Outdoor Living Area	POR017	60.3	60.2

Receptors		Baseline (2026)	
Name	ID	Day (dBA)	Night (dBA)
Outdoor Living Area	POR018	59.1	59
Outdoor Living Area	POR019	59	58.9
Outdoor Living Area	POR020	60.1	60
Outdoor Living Area	POR021	59.1	59
Outdoor Living Area	POR022	59.4	59.3
Outdoor Living Area	POR023	59.5	59.4
Outdoor Living Area	POR024	59.3	59.3
Outdoor Living Area	POR025	59.5	59.4
Outdoor Living Area	POR026	58.9	58.8
Outdoor Living Area	POR027	60.8	60.7
Outdoor Living Area	POR028	55	55
Outdoor Living Area	POR029	54.8	54.8
Outdoor Living Area	POR030	54.8	54.8
Outdoor Living Area	POR031	59.3	59.2
Outdoor Living Area	POR032	58.9	58.9
Outdoor Living Area	POR033	56.4	56.3
Outdoor Living Area	POR034	53.4	53.3
Outdoor Living Area	POR035	53.6	53.5
Outdoor Living Area	POR036	58.2	58.2
Outdoor Living Area	POR037	60.8	60.7
Outdoor Living Area	POR038	62.1	62
Outdoor Living Area	POR039	59.2	59.1
Outdoor Living Area	POR040	60	59.9
Outdoor Living Area	POR041	60.8	60.8
Outdoor Living Area	POR042	59.8	59.8
Outdoor Living Area	POR043	58.4	58.4
Outdoor Living Area	POR044	59.9	59.8
Outdoor Living Area	POR045	60.2	60.1
Outdoor Living Area	POR046	58.7	58.6

Receptors		Baseline (2026)	
Name	ID	Day (dBA)	Night (dBA)
Outdoor Living Area	POR047	59.5	59.4
Outdoor Living Area	POR048	58.6	58.5
Outdoor Living Area	POR049	57.7	57.6
Outdoor Living Area	POR050	56.4	56.3
Outdoor Living Area	POR051	56.4	56.4
Outdoor Living Area	POR052	56.8	56.7
Outdoor Living Area	POR053	56.6	56.5
Outdoor Living Area	POR054	56.5	56.4
Outdoor Living Area	POR055	55.9	55.9
Outdoor Living Area	POR056	56.2	56.1
Outdoor Living Area	POR057	56.4	56.3
Outdoor Living Area	POR058	56	56
Outdoor Living Area	POR059	56.1	56
Outdoor Living Area	POR060	56	55.9
Outdoor Living Area	POR061	55.9	55.8
Outdoor Living Area	POR062	55.7	55.7
Outdoor Living Area	POR063	56.2	56.1
Outdoor Living Area	POR064	55	54.9
Outdoor Living Area	POR065	54.9	54.8
Outdoor Living Area	POR066	55.4	55.4
Outdoor Living Area	POR067	54.9	54.8
Outdoor Living Area	POR068	54.7	54.6
Outdoor Living Area	POR069	55.1	55
Outdoor Living Area	POR070	54.6	54.5
Outdoor Living Area	POR071	54.7	54.7
Outdoor Living Area	POR072	55.1	55.1
Outdoor Living Area	POR073	54.7	54.7
Outdoor Living Area	POR074	54.6	54.5
Outdoor Living Area	POR076	53.7	53.7

Receptors		Baseline (2026)	
Name	ID	Day (dBA)	Night (dBA)
Outdoor Living Area	POR077	55.8	55.7
Outdoor Living Area	POR078	56.3	56.2
Outdoor Living Area	POR079	60.1	60.1
Outdoor Living Area	POR080	60.3	60.2
Outdoor Living Area	POR081	60.8	60.7
Outdoor Living Area	POR082	60.7	60.6
Outdoor Living Area	POR083	60	59.9
Outdoor Living Area	POR084	59.9	59.9
Outdoor Living Area	POR085	59.9	59.8
Outdoor Living Area	POR086	60.2	60.2
Outdoor Living Area	POR087	53.1	53.1
Outdoor Living Area	POR088	60.2	60.1
Outdoor Living Area	POR089	60.4	60.3
Outdoor Living Area	POR090	57.2	57.1
Outdoor Living Area	POR091	58.6	58.6
Outdoor Living Area	POR092	58.6	58.5
Outdoor Living Area	POR093	58.4	58.3
Outdoor Living Area	POR094	59.5	59.4
Outdoor Living Area	POR095	53	52.9
Outdoor Living Area	POR096	48.6	48.6
Outdoor Living Area	POR097	55.1	55
Outdoor Living Area	POR098	55.6	55.6
Outdoor Living Area	POR099	55.4	55.3
Outdoor Living Area	POR100	55.7	55.7
Outdoor Living Area	POR101	55.4	55.3
Outdoor Living Area	POR102	55.3	55.2
Outdoor Living Area	POR103	59.3	59.2
Outdoor Living Area	POR104	56.6	56.5
Outdoor Living Area	POR105	56.1	56

Receptors		Baseline (2026)	
Name	ID	Day (dBA)	Night (dBA)
Outdoor Living Area	POR106	56.2	56.1
Outdoor Living Area	POR107	54.7	54.7
Outdoor Living Area	POR108	54.2	54.1
Outdoor Living Area	POR109	53.6	53.5
Outdoor Living Area	POR110	54.5	54.4
Outdoor Living Area	POR111	54.2	54.1
Outdoor Living Area	POR112	54.2	54.2
Outdoor Living Area	POR113	61.5	61.4
Outdoor Living Area	POR114	60.3	60.2
Outdoor Living Area	POR115	59.4	59.3
Outdoor Living Area	POR116	60.7	60.6
Outdoor Living Area	POR117	61.6	61.5
Outdoor Living Area	POR118	61.4	61.4
Outdoor Living Area	POR119	57.6	57.5
Outdoor Living Area	POR120	56.4	56.3
Outdoor Living Area	POR121	54.7	54.6
Outdoor Living Area	POR122	52.4	52.3
Outdoor Living Area	POR123	53.3	53.2
Outdoor Living Area	POR124	52	51.9
Outdoor Living Area	POR125	52.6	52.5
Outdoor Living Area	POR126	52.5	52.5
Outdoor Living Area	POR127	53.9	53.8
Outdoor Living Area	POR128	59.4	59.3
Outdoor Living Area	POR129	59.9	59.8
Outdoor Living Area	POR130	57.9	57.8
Outdoor Living Area	POR131	54.7	54.6
Outdoor Living Area	POR132	60.4	60.3
Outdoor Living Area	POR133	60.3	60.2
Outdoor Living Area	POR134	56.3	56.2

Receptors		Baseline (2026)	
Name	ID	Day (dBA)	Night (dBA)
Outdoor Living Area	POR135	59.8	59.8
Outdoor Living Area	POR136	59.5	59.4
Outdoor Living Area	POR137	59.2	59.1
Outdoor Living Area	POR138	59.5	59.4
Outdoor Living Area	POR139	59	58.9
Outdoor Living Area	POR140	59.3	59.2
Outdoor Living Area	POR141	60.3	60.3
Outdoor Living Area	POR142	60.4	60.4
Outdoor Living Area	POR143	58.6	58.6
Outdoor Living Area	POR144	55.8	55.7
Outdoor Living Area	POR145	60.7	60.6
Outdoor Living Area	POR146	53	53
Outdoor Living Area	POR147	53.6	53.6
Outdoor Living Area	POR148	53.2	53.2
Outdoor Living Area	POR149	54.6	54.5
Outdoor Living Area	POR150	57.8	57.8
Outdoor Living Area	POR151	56.2	56.2
Outdoor Living Area	POR152	55.5	55.5
Outdoor Living Area	POR153	55.4	55.3
Outdoor Living Area	POR154	56.2	56.2
Outdoor Living Area	POR155	54.7	54.6
Outdoor Living Area	POR156	56	55.9
Outdoor Living Area	POR157	56.3	56.3
Outdoor Living Area	POR158	56.1	56
Outdoor Living Area	POR159	55.7	55.6
Outdoor Living Area	POR160	54.3	54.2

Table 6: Predicted Receptor Noise Levels - 2036 ('Build' and 'No-Build')

Receptors ID		Year 2036 Future No-Build Leq (24hr)	Year 2036 Future Build Leq (24hr)	Change due to undertaking
Outdoor Living Area	POR001	60.1	59.7	-0.4
Outdoor Living Area	POR002	61.5	61.1	-0.4
Outdoor Living Area	POR003	60.7	60.2	-0.5
Outdoor Living Area	POR004	57.2	56.5	-0.7
Outdoor Living Area	POR005	61.2	60.6	-0.6
Outdoor Living Area	POR006	61.5	61	-0.5
Outdoor Living Area	POR007	61.3	60.8	-0.5
Outdoor Living Area	POR008	60.1	59.6	-0.5
Outdoor Living Area	POR009	59.3	58.8	-0.5
Outdoor Living Area	POR010	58.8	58.3	-0.5
Outdoor Living Area	POR011	57.4	57.8	0.4
Outdoor Living Area	POR012	60.5	61.1	0.6
Outdoor Living Area	POR013	61.1	61.8	0.7
Outdoor Living Area	POR014	61	61.6	0.6
Outdoor Living Area	POR015	60.1	60.6	0.5
Outdoor Living Area	POR016	60	60.5	0.5
Outdoor Living Area	POR017	60.6	61.1	0.5
Outdoor Living Area	POR018	59.4	59.9	0.5
Outdoor Living Area	POR019	59.3	59.8	0.5
Outdoor Living Area	POR020	60.4	61.1	0.7
Outdoor Living Area	POR021	59.4	60	0.6
Outdoor Living Area	POR022	59.7	60.3	0.6
Outdoor Living Area	POR023	59.8	60.4	0.6
Outdoor Living Area	POR024	59.7	60.3	0.6
Outdoor Living Area	POR025	59.8	60.4	0.6
Outdoor Living Area	POR026	59.2	59.8	0.6
Outdoor Living Area	POR027	61.1	62	0.9
Outdoor Living Area	POR028	55.3	55.6	0.3

Receptors ID		Year 2036 Future No-Build Leq (24hr)	Year 2036 Future Build Leq (24hr)	Change due to undertaking
Outdoor Living Area	POR029	55.1	55.4	0.3
Outdoor Living Area	POR030	55.1	55.3	0.2
Outdoor Living Area	POR031	59.6	60	0.4
Outdoor Living Area	POR032	59.2	59.5	0.3
Outdoor Living Area	POR033	56.6	56.9	0.3
Outdoor Living Area	POR034	53.6	53.8	0.2
Outdoor Living Area	POR035	53.9	54	0.1
Outdoor Living Area	POR036	58.5	58.7	0.2
Outdoor Living Area	POR037	61.1	61.2	0.1
Outdoor Living Area	POR038	62.4	62.5	0.1
Outdoor Living Area	POR039	59.5	59.6	0.1
Outdoor Living Area	POR040	60.4	60.6	0.2
Outdoor Living Area	POR041	61.2	61.6	0.4
Outdoor Living Area	POR042	60.2	60.7	0.5
Outdoor Living Area	POR043	58.8	59.2	0.4
Outdoor Living Area	POR044	60.3	61	0.7
Outdoor Living Area	POR045	60.5	61.4	0.9
Outdoor Living Area	POR046	59	59.7	0.7
Outdoor Living Area	POR047	59.8	60.5	0.7
Outdoor Living Area	POR048	58.9	59	0.1
Outdoor Living Area	POR049	58	58	0
Outdoor Living Area	POR050	56.7	56.7	0
Outdoor Living Area	POR051	56.7	56.7	0
Outdoor Living Area	POR052	57.1	57.1	0
Outdoor Living Area	POR053	56.8	56.9	0.1
Outdoor Living Area	POR054	56.7	56.8	0.1
Outdoor Living Area	POR055	56.2	56.3	0.1
Outdoor Living Area	POR056	56.5	56.6	0.1
Outdoor Living Area	POR057	56.6	56.8	0.2

Receptors ID		Year 2036 Future No-Build Leq (24hr)	Year 2036 Future Build Leq (24hr)	Change due to undertaking
Outdoor Living Area	POR058	56.3	56.4	0.1
Outdoor Living Area	POR059	56.3	56.5	0.2
Outdoor Living Area	POR060	56.3	56.4	0.1
Outdoor Living Area	POR061	56.4	56.8	0.4
Outdoor Living Area	POR062	56.2	56.6	0.4
Outdoor Living Area	POR063	56.7	57.1	0.4
Outdoor Living Area	POR064	55.5	55.8	0.3
Outdoor Living Area	POR065	55.4	55.7	0.3
Outdoor Living Area	POR066	55.9	56.3	0.4
Outdoor Living Area	POR067	55.4	55.8	0.4
Outdoor Living Area	POR068	55.2	55.5	0.3
Outdoor Living Area	POR069	55.6	55.9	0.3
Outdoor Living Area	POR070	55.1	55.4	0.3
Outdoor Living Area	POR071	55.2	55.6	0.4
Outdoor Living Area	POR072	55.6	56	0.4
Outdoor Living Area	POR073	55.2	55.6	0.4
Outdoor Living Area	POR074	55	55.4	0.4
Outdoor Living Area	POR076	54.2	54.5	0.3
Outdoor Living Area	POR077	56.1	56.4	0.3
Outdoor Living Area	POR078	56.6	56.9	0.3
Outdoor Living Area	POR079	60.6	60.4	-0.2
Outdoor Living Area	POR080	60.8	61.5	0.7
Outdoor Living Area	POR081	61.2	62.1	0.9
Outdoor Living Area	POR082	61.1	62.1	1
Outdoor Living Area	POR083	60.4	61.3	0.9
Outdoor Living Area	POR084	60.4	61.3	0.9
Outdoor Living Area	POR085	60.4	61.3	0.9
Outdoor Living Area	POR086	60.7	61.6	0.9
Outdoor Living Area	POR087	53.6	54	0.4

Receptors ID		Year 2036 Future No-Build Leq (24hr)	Year 2036 Future Build Leq (24hr)	Change due to undertaking
Outdoor Living Area	POR088	60.6	61.6	1
Outdoor Living Area	POR089	60.8	61.7	0.9
Outdoor Living Area	POR090	57.6	58.1	0.5
Outdoor Living Area	POR091	59.1	59.8	0.7
Outdoor Living Area	POR092	59.1	59.8	0.7
Outdoor Living Area	POR093	58.9	59.6	0.7
Outdoor Living Area	POR094	60	60.8	0.8
Outdoor Living Area	POR095	53.4	53.9	0.5
Outdoor Living Area	POR096	49.1	49.4	0.3
Outdoor Living Area	POR097	55.6	56.1	0.5
Outdoor Living Area	POR098	56.1	56.6	0.5
Outdoor Living Area	POR099	55.9	56.4	0.5
Outdoor Living Area	POR100	56.2	56.7	0.5
Outdoor Living Area	POR101	55.8	56.3	0.5
Outdoor Living Area	POR102	55.7	56.2	0.5
Outdoor Living Area	POR103	59.6	60.4	0.8
Outdoor Living Area	POR104	56.9	57.5	0.6
Outdoor Living Area	POR105	56.4	56.9	0.5
Outdoor Living Area	POR106	56.5	57	0.5
Outdoor Living Area	POR107	55	55.4	0.4
Outdoor Living Area	POR108	54.5	54.9	0.4
Outdoor Living Area	POR109	53.9	54.3	0.4
Outdoor Living Area	POR110	54.8	55.1	0.3
Outdoor Living Area	POR111	54.5	54.8	0.3
Outdoor Living Area	POR112	54.5	54.9	0.4
Outdoor Living Area	POR113	61.8	62.5	0.7
Outdoor Living Area	POR114	60.6	61.2	0.6
Outdoor Living Area	POR115	59.7	60.2	0.5
Outdoor Living Area	POR116	61	61.6	0.6

Receptors ID		Year 2036 Future No-Build Leq (24hr)	Year 2036 Future Build Leq (24hr)	Change due to undertaking
Outdoor Living Area	POR117	61.9	62.6	0.7
Outdoor Living Area	POR118	61.7	62.5	0.8
Outdoor Living Area	POR119	57.9	58.3	0.4
Outdoor Living Area	POR120	56.7	57	0.3
Outdoor Living Area	POR121	55	55.2	0.2
Outdoor Living Area	POR122	52.7	52.9	0.2
Outdoor Living Area	POR123	53.6	53.8	0.2
Outdoor Living Area	POR124	52.3	52.5	0.2
Outdoor Living Area	POR125	52.9	53.1	0.2
Outdoor Living Area	POR126	52.9	53.1	0.2
Outdoor Living Area	POR127	54.2	54.4	0.2
Outdoor Living Area	POR128	59.7	60	0.3
Outdoor Living Area	POR129	60.2	60.5	0.3
Outdoor Living Area	POR130	58.2	58.4	0.2
Outdoor Living Area	POR131	55	55.1	0.1
Outdoor Living Area	POR132	60.6	60.9	0.3
Outdoor Living Area	POR133	60.5	60.9	0.4
Outdoor Living Area	POR134	56.5	56.8	0.3
Outdoor Living Area	POR135	60.1	60.5	0.4
Outdoor Living Area	POR136	59.7	60.1	0.4
Outdoor Living Area	POR137	59.4	60.1	0.7
Outdoor Living Area	POR138	59.8	60.7	0.9
Outdoor Living Area	POR139	59.3	60.2	0.9
Outdoor Living Area	POR140	59.6	60.6	1
Outdoor Living Area	POR141	60.7	61.8	1.1
Outdoor Living Area	POR142	60.8	61.9	1.1
Outdoor Living Area	POR143	59	59.7	0.7
Outdoor Living Area	POR144	56.1	56.6	0.5
Outdoor Living Area	POR145	61.1	62	0.9

Receptors ID		Year 2036 Future No-Build Leq (24hr)	Year 2036 Future Build Leq (24hr)	Change due to undertaking
Outdoor Living Area	POR146	53.4	53.7	0.3
Outdoor Living Area	POR147	54	54.3	0.3
Outdoor Living Area	POR148	53.6	53.8	0.2
Outdoor Living Area	POR149	54.9	55.1	0.2
Outdoor Living Area	POR150	58.2	58.4	0.2
Outdoor Living Area	POR151	56.5	56.7	0.2
Outdoor Living Area	POR152	55.9	56.1	0.2
Outdoor Living Area	POR153	55.7	56	0.3
Outdoor Living Area	POR154	56.6	56.8	0.2
Outdoor Living Area	POR155	55	55.3	0.3
Outdoor Living Area	POR156	56.3	56.6	0.3
Outdoor Living Area	POR157	56.7	56.9	0.2
Outdoor Living Area	POR158	56.5	56.7	0.2
Outdoor Living Area	POR159	56	56.3	0.3
Outdoor Living Area	POR160	54.6	54.9	0.3

The change in receptor noise levels for the future (2036) scenario of 'Build' and 'No-Build' are presented in Table 6. The results indicate that the increase in predicted noise level for most of the nearby receptors are less than 1 dBA. In comparison, the MTO Guide specifies that noise level differences less than 3 dB are considered imperceptible. In fact, the receptor noise levels for several NSAs reduce as a result of the proposed project improvements. This is due to the shift of the Rymal Road centreline and anticipated increase in setback distances between receptors and eastbound centreline.

The results for 2036 horizon year indicate that with the proposed project improvements ('Build'), the change in receptor noise levels are all less than 5 dBA. The results also indicate that for the 'Build' scenario, the noise level at all receptors are less than the 65 dBA. As such, the consideration of the provision of mitigation is not required.

Table 7 summarizes the noise sensitive area counts with respect to the predicted noise levels.

Table 7: NSA Counts and Predicted Noise Levels

Sound Levels [dBA]	Number of Noise Sensitive Areas	
	No-Build	Build
<45	0	0
45.0 to 49.9	1	1
50.0 to 54.9	21	19
55.0 to 59.9	87	80
60.0 to 64.9	40	53
≥65.0	0	0

A sample model generated output for receptor 2 (POR-2) is provided in Appendix C. The full CADNA/A output results can be provided upon requests.

6.0 Construction Noise Impact

The proposed Rymal Road improvements fall within an area consisting of farmland (rural setting) as well as major population areas (urban hub). The existing sound environment within the Study Area and surrounding areas is characterized by sounds of nature, traffic noise along nearby routes (e.g., Upper Wellington Street, Upper Wentworth Street, Miles Road, Nebo Street, etc.), noise from farm related activities, noise from light industrial activities, as well as an urban hum from the City of Hamilton. For this area, low background (ambient) noise levels are typically realized as early as 7 p.m. The evening background sound levels are mainly influenced by sounds of nature and to a lesser extent, by human activities.

Noise generated during construction of the Rymal Road improvements, although temporary, is expected to impact both humans and wildlife. Nuisance noise during construction is associated with typical construction activities, including, but not limited to, operation of equipment and machinery, internal combustion engines, construction-related vehicular traffic onsite and along nearby road networks and back-up beepers on mobile equipment. The setback distances from the closest receptors to the construction site (i.e., along Rymal Road) range from approximately 15 m to greater than 120 m. For these receptors, nuisance construction noise impact is expected to be moderate to high.

Construction activities will likely extend beyond the allowable construction hours set by the municipal noise control by-laws, including City of Hamilton 11-285 (i.e., 7 a.m. to 7 p.m.). While City does not need to apply for municipal noise control by-law exemptions, City will consider various best practices that will strive to work within the spirit of the municipal noise bylaw once more construction details are known.

7.0 Conclusions

Dillon Consulting Limited (Dillon) was retained by the City of Hamilton to assess the traffic noise impacts associated with the widening of approximately 4.7km section of the Rymal Road corridor from Upper James Street to Dartnall Road from 3 lanes to 5 lanes.

This project is subject to a Class Environmental Assessment under the Ontario *Environmental Assessment Act* and is categorized as a Group B project by the MTO's *Class Environmental Assessment (EA) for Provincial Transportation Facilities* (2000).

The traffic noise impact assessment has been performed in accordance with MTO's *Environmental Guide for Noise, February 2022* (the Guide). TNM noise prediction model was used to predict noise levels at the selected representative PORs for both 'Build' and 'No-Build' scenarios, for 10 years after project inauguration (2036).

Comparison of predicted future (2036) receptor noise levels for the 'Build' and 'No-Build' project scenarios indicates a reduction in number of receptors if the project is built. This is mainly attributed to the increase in setback distances between receptors and eastbound centreline. The modeling results for the future 'Build' scenario show that the noise levels at all of the nearby representative receptors will be less than 65 dBA and the increase (if any) will be less than 5 dBA. As such, the consideration of the provision of mitigation is not required.

8.0 Closure

This Traffic Noise Assessment Report has been prepared based on the information provided and/or approved by the City of Hamilton. This report is intended to provide a reasonable review of available information within an agreed work scope, schedule, and budget. This report was prepared by Dillon for the sole benefit of the City of Hamilton to satisfy reporting requirements for the Ontario Ministry of the Environment, Conservation, and Parks. The material in the report reflects Dillon's judgment in light of the information available to Dillon at the time of this report preparation. Any use which a third party makes of this report, or any reliance on or decisions made based on it, are the responsibilities of such third parties. Dillon accepts no responsibility for damages, if any, suffered by any third party as a result of decisions made or actions based on this report.

We trust that the report is to your satisfaction. Please do not hesitate to contact the undersigned if you have any further questions on this report.

Respectfully Submitted:

DILLON CONSULTING LIMITED





Amir A. Iravani, Ph.D., P.Eng.
Associate

Thom Wright, EIT

Figures

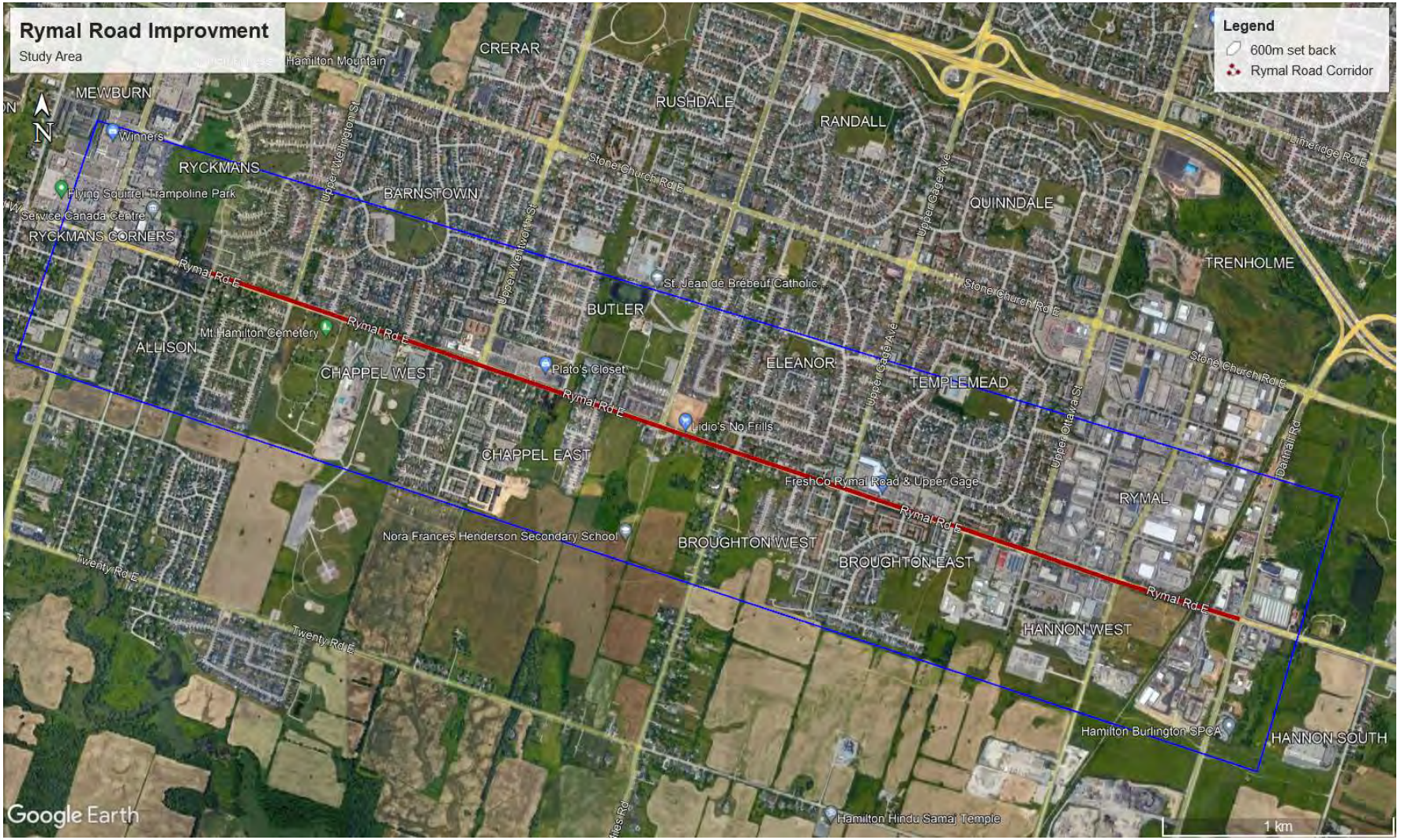

Figure 1

Project # 20-3410

September, 2023

Study Area for Rymal Road Improvement Traffic Assessment

Rymal Road Improvement, Hamilton, Ontario

DILLON CONSULTING



Figure 2

Project # 20-3410

September, 2023

Existing Alignment and Representative Noise Receptors, Dartnall Road and Rymal Road

Rymal Road Improvement, Hamilton, Ontario

DILLON CONSULTING



Figure 3

Project # 20-3410

September, 2023

Existing Alignment and Representative Noise Receptors, Upper Ottawa St. and Rymal Road

Rymal Road Improvement, Hamilton, Ontario

DILLON CONSULTING



Figure 4

Project # 20-3410

September, 2023

Existing Alignment and Representative Noise Receptors, Upper Gage Ave. and Rymal Road

Rymal Road Improvement, Hamilton, Ontario

DILLON CONSULTING



Figure 5

Project # 20-3410

September, 2023

Existing Alignment and Representative Noise Receptors, Upper Sherman St. and Rymal Road

Rymal Road Improvement, Hamilton, Ontario

DILLON CONSULTING



Figure 6

Project # 20-3410

September, 2023

Existing Alignment and Representative Noise Receptors, Upper Wentworth St. and Rymal Road

Rymal Road Improvement, Hamilton, Ontario

DILLON CONSULTING



Figure 7

Project # 20-3410

September, 2023

Existing Alignment and Representative Noise Receptors, Upper James Street and Rymal Road

Rymal Road Improvement, Hamilton, Ontario

DILLON CONSULTING



Figure 8

Project # 20-3410

September, 2023

Existing Alignment and Representative Noise Receptors, Dartnall Road and Rymal Road

Rymal Road Improvement, Hamilton, Ontario

DILLON CONSULTING



Figure 9

Project # 20-3410

September, 2023

Existing Alignment and Representative Noise Receptors, Upper Ottawa St. and Rymal Road

Rymal Road Improvement, Hamilton, Ontario

DILLON CONSULTING



Figure 10

Project # 20-3410

September, 2023

Existing Alignment and Representative Noise Receptors, Upper Gage Ave. and Rymal Road

Rymal Road Improvement, Hamilton, Ontario

DILLON CONSULTING



Figure 11

Project # 20-3410

September, 2023

Existing Alignment and Representative Noise Receptors, Upper Sherman St. and Rymal Road

Rymal Road Improvement, Hamilton, Ontario

DILLON CONSULTING



Figure 12

Project # 20-3410

September, 2023

Existing Alignment and Representative Noise Receptors, Upper Wentworth St. and Rymal Road

Rymal Road Improvement, Hamilton, Ontario

DILLON CONSULTING



Figure 13

Project # 20-3410

September, 2023

Existing Alignment and Representative Noise Receptors, Upper James Street and Rymal Road

Rymal Road Improvement, Hamilton, Ontario

DILLON CONSULTING

Appendix A

Roadway Traffic and Signalization Description

		PM Peak values					AADT			24hr		(16hr-8hr) Hourly count					
										2022	2032	2022		2032			
Road Name	Direction	2019	2041	Growth Rate	2022	2032	Multipleir	2022	2032			daytime	nighttime	daytime	nighttime	Truck Percentila	Posted Speed
Rymal1	E	805	1090	0.01	839	963	12	10068	11555	419	481	422	415	484	477	5%	50
Rymal 1	W	805	1135	0.02	844	986	12	10123	11834	422	493	424	418	496	488	5%	50
Atessa Dr	N	60	60	0.00	60	60	12	720	720	30	30	30	30	30	30		40
Atessa Dr	S	185	190	0.00	186	188	12	2228	2255	93	94	93	92	94	93		40
Rymal2	E	770	1050	0.01	803	925	12	9639	11099	402	462	404	398	465	458	5%	50
Rymal2	W	865	1195	0.01	904	1047	12	10848	12564	452	524	454	447	526	518	5%	50
U Wellington	N	615	825	0.01	640	732	12	7682	8779	320	366	322	317	368	362		40
U Wellington	S	350	295	0.00	350	350	12	4200	4200	175	175	176	173	176	173		40
Rymal3	E	915	1060	0.01	934	998	12	11202	11977	467	499	469	462	502	494	5%	50
Rymal3	W	870	1195	0.01	908	1049	12	10902	12594	454	525	457	450	527	519	5%	50
Massena	N	35	35	0.00	35	35	12	420	420	18	18	18	17	18	17		40
Turner park	S	375	375	0.00	375	375	12	4500	4500	188	188	188	186	188	186		
Republic Aven	N	105	105	0.00	105	105	12	1260	1260	53	53	53	52	53	52		40
U Wentworth	N	690	840	0.01	709	775	12	8505	9301	354	388	356	351	389	384		50
U Wentworth	S	480	730	0.02	508	615	12	6099	7379	254	307	255	252	309	304		40
Rymal4	E	846	1025	0.01	868	948	12	10421	11371	434	474	436	430	476	469	5%	50
Rymal4	W	730	1080	0.02	770	920	12	9241	11041	385	460	387	381	462	455	5%	50
Acadia dr	N	125	125	0.00	125	125	12	1500	1500	63	63	63	62	63	62		
Arrowhead	S	75	75	0.00	75	75	12	900	900	38	38	38	37	38	37		
U Sherman	N	635	720	0.01	646	684	12	7752	8207	323	342	325	320	344	339		50
Eva	N	100	100	0.00	100	100	12	1200	1200	50	50	50	50	50	50		40
Miles	S	715	725	0.00	716	721	12	8596	8651	358	360	360	355	362	357		
Rymal5	E	745	1100	0.02	786	938	12	9428	11255	393	469	395	389	471	464	5%	50
Rymal5	W	745	1175	0.02	793	975	12	9513	11702	396	488	398	392	490	483	5%	50
U Gage	N	950	1305	0.01	992	1146	12	11904	13753	496	573	498	491	576	567		40
U Gage	S	320	395	0.01	329	362	12	3952	4349	165	181	165	163	182	179		50
Rockland	N	90	90	0.00	90	90	12	1080	1080	45	45	45	45	45	45		40
Rockland	S	80	80	0.00	80	80	12	960	960	40	40	40	40	40	40		40
Rymal6	E	805	1175	0.02	848	1007	12	10171	12079	424	503	426	420	506	498	8%	50
Rymal6	W	815	1225	0.02	862	1037	12	10339	12443	431	518	433	426	521	513	8%	50
U Ottawa	N	810	1285	0.02	863	1064	12	10351	12767	431	532	433	427	535	527		40
U Ottawa	S	390	460	0.01	399	430	12	4787	5160	199	215	200	197	216	213		40
Nebo Rd	N	580	635	0.00	587	612	12	7047	7343	294	306	295	291	307	303		
Nebo Rd	s	620	705	0.01	631	669	12	7571	8027	315	334	317	312	336	331		
Rymal7	E	670	1130	0.02	719	912	12	8634	10950	360	456	362	356	459	452	8%	50
Rymal7	W	655	1270	0.03	717	969	12	8603	11624	358	484	360	355	487	479	8%	50
Dartnall	N	820	1245	0.02	868	1049	12	10417	12594	434	525	436	430	527	519		50
Dartnall	S	420	575	0.01	438	506	12	5261	6068	219	253	220	217	254	250		60

PM Peak value obtained from Dillon Consulting Rymal Road Multi-model transportation Assessment Draft- March 1, 2022

%85 AADT Daytime Traffic and %15 AADT Nighttime Traffic

CITY OF HAMILTON

Rymal Road (Upper James Street to Dartnall Road) Municipal Class EA

Multi-Modal Transportation Assessment (DRAFT)

March 2021 — 20-3410

March 1, 2021

235 Yorkland Blvd.
Suite 800
Toronto, Ontario
Canada
M2J 4Y8
Telephone
(416) 229-4646
Fax
(416) 229-4692

City of Hamilton
Public Works, Engineering Services
71 Main Street West, Hamilton, ON, L8P 4Y5

Attention: Megan Salvucci
Project Manager - Capital Infrastructure Planning

Rymal Road (Upper James Street to Dartnall Road) Municipal Class EA
Multi-Modal Transportation Assessment (DRAFT)

Dear Ms. Salvucci:

Please find enclosed a draft copy of our Multi-Modal Transportation Assessment prepared as part of the Municipal Class Environmental Assessment of Rymal Road between Upper James Street and Dartnall Road.

Should you have any questions or wish to discuss our findings, please contact me at (416) 229-4647, extension 2376, or at *mwalters@dillon.ca*.

Yours sincerely,

DILLON CONSULTING LIMITED

Mike Walters, P.Eng.
Associate

Our File: 20-3410

Table of Contents

1.0 Introduction 1

1.1 Purpose....1
1.2 Study Area....1
1.3 Scope of Analysis....2

2.0 Existing Conditions 3

2.1 Existing Road Network....3
2.2 Truck Route Network....5
2.3 Existing Active Transportation Facilities....6
2.3.1 *Sidewalks*....6
2.3.2 *Cycling Facilities*....7
2.4 Existing Transit Service....8
2.5 Existing Traffic Volumes....9
2.6 Existing Truck Activity....10
2.7 Existing Pedestrian and Cycling Activity....11
2.8 Existing Intersection Operations....12

3.0 Collision Review 16

3.1 Collision Frequency by Location....16
3.2 Collision Frequency by Year....17
3.3 Collision Frequency by Month....18
3.4 Collision Frequency by Day of Week....19
3.5 Collision Frequency by Hour....20
3.6 Collisions Involving Pedestrians or Cyclists....22
3.7 Collision Frequency by Severity....23
3.8 Collision Frequency by Environmental Conditions....25
3.9 Collision Frequency by Lighting Conditions....26
3.10 Collision Frequency by Road Surface Conditions....27
3.11 Collision Frequency by Initial Impact Type....28
3.12 Summary of Collision Activity....29

4.0 Future Policy Context 30

4.1 Official Plan 30
4.2 Transportation Master Plan 30
4.3 BLAST Network 31
4.4 HSR Operational Plans 32
4.5 Truck Route Network 32
4.6 Cycling Master Plan 33
4.7 Pedestrian Mobility Plan 34

5.0 Future Traffic Volumes 35

5.1 Development Traffic 35
5.2 General Background Growth 40
5.3 2041 Traffic Projections 42

6.0 Assessment of Future Conditions 43

6.1 Future "Do Nothing" Intersection Operations 43
6.2 Potential Future Road Configuration 47
6.3 Multi-Modal Infrastructure Requirements 51
6.3.1 Pedestrian Movement 51
6.3.2 Cycling Activity 51
6.3.3 Transit 51
6.3.4 Trucks 52

7.0 Summary 53

Figures

Figure 1: Study Area 2
Figure 2: Existing Intersection Geometry and Traffic Control 5
Figure 3: Existing Truck Route Network 6
Figure 4: Existing Cycling Network in Study Area 7
Figure 5: Existing HSR Route Network in Study Area 8
Figure 6: Existing Traffic Volumes 10
Figure 7: Geographic Distribution of Collisions 16

Figure 8: Traffic Profile vs. Collision Activity by Hour 21
Figure 9: Injury Collisions by Location 24
Figure 10: Collision Severity by Location 24
Figure 11: Proposed BLAST Rapid Transit Network 31
Figure 12: Recommended Cycling Infrastructure from 2018 Cycling Master Plan 34
Figure 13: Projected Development Traffic 39
Figure 14: Comparison of Estimated Traffic Volumes and Model Projections (Rymal Road) 41
Figure 15: Estimated 2041 Traffic Volumes 42

Tables

Table 1: Characteristics of Major Intersecting Streets 4
Table 2: Existing Transit Service Headways 9
Table 3: Existing Pedestrian Crossing Activity at Signalized Intersections 11
Table 4: Existing Signalized Intersection Operations 12
Table 5: Existing Unsignalized Intersection Operations 14
Table 6: Collision Frequency by Year 17
Table 7: Collision Frequency by Month 18
Table 8: Collision Frequency by Day of Week 19
Table 9: Collision Frequency by Hour (AM) 20
Table 10: Collision Frequency by Hour (PM) 21
Table 11: Collisions Involving Pedestrians or Cyclists 22
Table 12: Collision Frequency by Severity 23
Table 13: Collision Frequency by Environmental Conditions 25
Table 14: Collision Frequency by Lighting Conditions 26
Table 15: Collision Frequency by Road Surface Conditions 27
Table 16: Collision Frequency by Initial Impact Type 28
Table 17: Study Area Development Applications 35
Table 18: Trip Generation Rates 37
Table 19: Net Trip Generation 38
Table 20: Directional Distribution for Development Traffic 38
Table 21: 2041 Signalized Intersection Operations, Baseline Configuration 43
Table 22: 2041 Unsignalized Intersection Operations, Baseline Configuration 46

Table 23: 2041 Signalized Intersection Operations, Five-Lane Cross-Section.....47
Table 24: 2041 Signalized Intersection Operations with Upper Sherman Avenue Southerly Extension.....50
Table 25: 2041 Unsignalized Intersection Operations, Five-Lane Cross-Section 50

Appendices

A Level of Service Definitions
B Synchro Analysis Worksheets (Existing Conditions)
C Synchro Analysis Worksheets (2041 “Do Nothing” Conditions)
D Synchro Analysis Worksheets (2041 Volumes with Five-Lane Cross-Section)

1.0 Introduction

1.1 Purpose

Dillon Consulting Limited (Dillon) has been retained by the City of Hamilton to undertake a Municipal Class Environmental Assessment (EA) of the Rymal Road corridor between Springside Avenue (east of Upper James Street) and Dartnall Road.

This report has been prepared to document existing roadway and multi-modal transportation conditions within the study area, including the recent collision history along the corridor; identify City policies and studies in place that may be applicable to the study area; estimate future traffic demand in the study area at a 2041 horizon; determine the ability of the existing road network to accommodate the projected 2041 traffic demand; identify roadway modifications that may be required to accommodate the projected traffic demand; and identify other gaps in multi-modal infrastructure within the corridor that may be addressed as part of any future roadway reconfiguration.

1.2 Study Area

The study area of the EA consists of a 4.7 kilometre section of the Rymal Road corridor from Springside Avenue (east of Upper James Street) to Dartnall Road, including the area of influence of intersections along the corridor. There are 11 signalized intersections (including one intersection pedestrian signal) within the study area. ***Figure 1*** illustrates the extents of the EA study area. City staff also provided traffic volumes, signal timings, and collision data for the intersection of Rymal Road and Upper James Street; although this intersection falls outside the EA study area, it was included in the analyses for this report.

Figure 1: Study Area

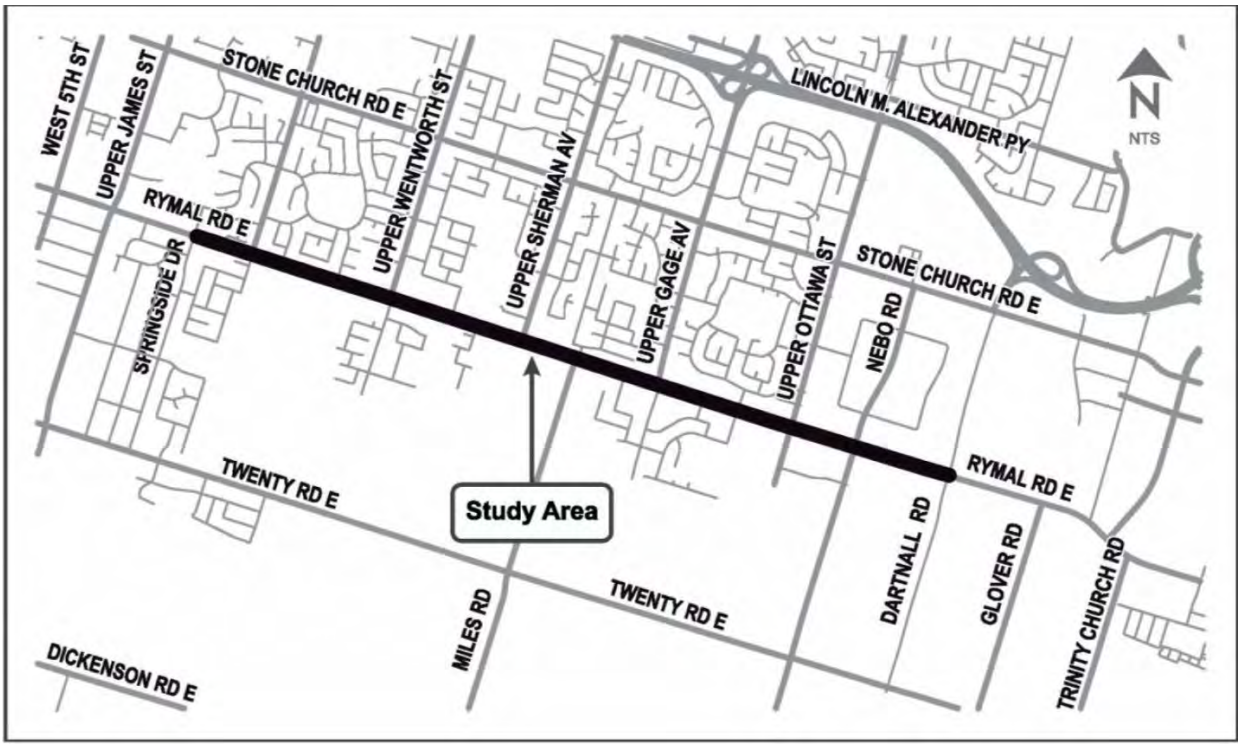

1.3 Scope of Analysis

This report includes the following components:

- A review of existing transportation conditions within the study area:
  - Existing roadway geometry, active transportation infrastructure and transit service;
  - Typical existing traffic volumes;
  - Existing active transportation activity; and
  - Existing intersection traffic operations;
- A review of the collision history along the Rymal Road corridor over a five-year period (2015–19) and identification of patterns potentially related to the existing roadway configuration;
- An estimate of future traffic demand within the corridor and an assessment of the ability of the existing roadway to accommodate this demand; and
- Identification of gaps in the active transportation network that may warrant consideration in the development of potential design alternatives.

Traffic analyses and forecasts have been prepared for the AM and PM peak hours of a typical weekday.

Existing volumes and analyses reflect 2019 conditions to avoid atypical traffic patterns due to the COVID-19 pandemic experienced during the majority of 2020. Future volumes and analyses have been prepared for a 2041 horizon.

2.0 Existing Conditions

2.1 Existing Road Network

Rymal Road is a major arterial road and the southernmost east-west arterial road within the urban area of Hamilton, approximately 2 kilometres south of the Lincoln Alexander Parkway. Combined with Garner Road to the west and Hamilton Road 20 (former Highway 20) to the east, it forms a continuous major arterial road corridor between Wilson Street (former Highway 2) in Ancaster and the Region of Niagara boundary at Westbrook Road. It has a posted speed limit of 60 km/h.

Until recently, Rymal Road has had a continuous two- to three-lane cross-section for the majority of its length, save for short five-lane sections near Upper James Street and near Upper Centennial Parkway. Sidewalks were present in some sections in the study area but were not continuous. In the past five years, parts of Rymal Road to the west and east of the study area have been widened to a five-lane cross-section (Upper Paradise Road to West 5th Street; Fletcher Road). Some sections within the study area have been widened in conjunction with sidewalk construction, with paved shoulders hatched out with pavement markings, but the study area continues to operate with one lane per direction (plus a two-way centre left turn lane and auxiliary right turn lanes at some intersections).

North-south arterial roads intersect with Rymal Road approximately every 800 metres (half-mile) and extend north into the urban area of the city. Every other arterial roadway provides access to the Lincoln Alexander Parkway, while others cross over the parkway via a grade separation. The concession road network in the rural area south of Rymal Road is irregular and does not match the arterial grid to the north; in some cases, urban arterial roads continue to the south of Rymal Road; in others, they continue south as local roads but do not extend into the rural area; in one case (Miles Road), they are offset from urban arterials and result in a "jog" along Rymal Road for north-south traffic.

Numerous local streets and private accesses intersect with Rymal Road. Private accesses include major driveways to commercial plazas; private roadways serving townhouse complexes; lower-volume commercial driveways serving single-tenant commercial and industrial lots; and single-family residential driveways. The majority of accesses permit full movements. A continuous two-way left turn lane exists along the full extent of the corridor to serve left turns to local streets and private driveways.

Table 1 documents the characteristics of major intersecting north-south roadways within the study area.

Table 1: Characteristics of Major Intersecting Streets

Location	North/South of Rymal	Classification	Lanes/ direction	Sidewalks	Bicycle lanes	Speed limit *(km/h)*
Upper James Street	Both sides	Major arterial	2	Both sides	No	50
Upper Wellington Street	North side	Minor arterial	1	Both sides	Yes	50*
	South side	Collector	1	Both sides	No	40
Upper Wentworth Street	North side	Minor arterial	2	Both sides	No	50*
	South side	Collector	1	Both sides	No	40
Upper Sherman Avenue	North side	Minor arterial	1	Both sides	Yes	50*
	South side	Collector	1	Both sides	Yes	50*
Miles Road	South side	Minor arterial	1	None	No	60
Upper Gage Avenue	North side	Minor arterial	1	Both sides	No	50
	South side	Collector	1	Both sides	No	50*
Upper Ottawa Street	North side	Minor arterial	2	Both sides	No	50*
	South side	Collector	1	None	No	50*
Nebo Road	North side	Collector	2	None	No	50*
	South side	Collector	1	None	No	60
Dartnall Road	North side	Major arterial	2	West side	No	50*
	South side	Minor arterial	2	East side	No	60

**No speed limit is posted; 50 km/h statutory speed limit applies*

The following north-south roadways connect to the Lincoln Alexander Parkway, 2 kilometres north of Rymal Road:

- Upper James Street
- Upper Wentworth Street
- Upper Gage Avenue
- Dartnall Road

Traffic signals are installed at the following intersections with Rymal Road (from west to east):

- Upper James Street
- Springside Avenue / Atessa Drive
- Upper Wellington Street
- Turner Park Library / YMCA Entrance
- Upper Wentworth Street
- Upper Sherman Avenue
- Miles Road / Eva Street
- Upper Gage Avenue
- Rockland Avenue / Grayrocks Avenue (intersection pedestrian signal)
- Upper Ottawa Street
- Nebo Road
- Dartnall Road

Figure 2 shows the existing lane configuration and traffic control in the study area.

Figure 2: Existing Intersection Geometry and Traffic Control

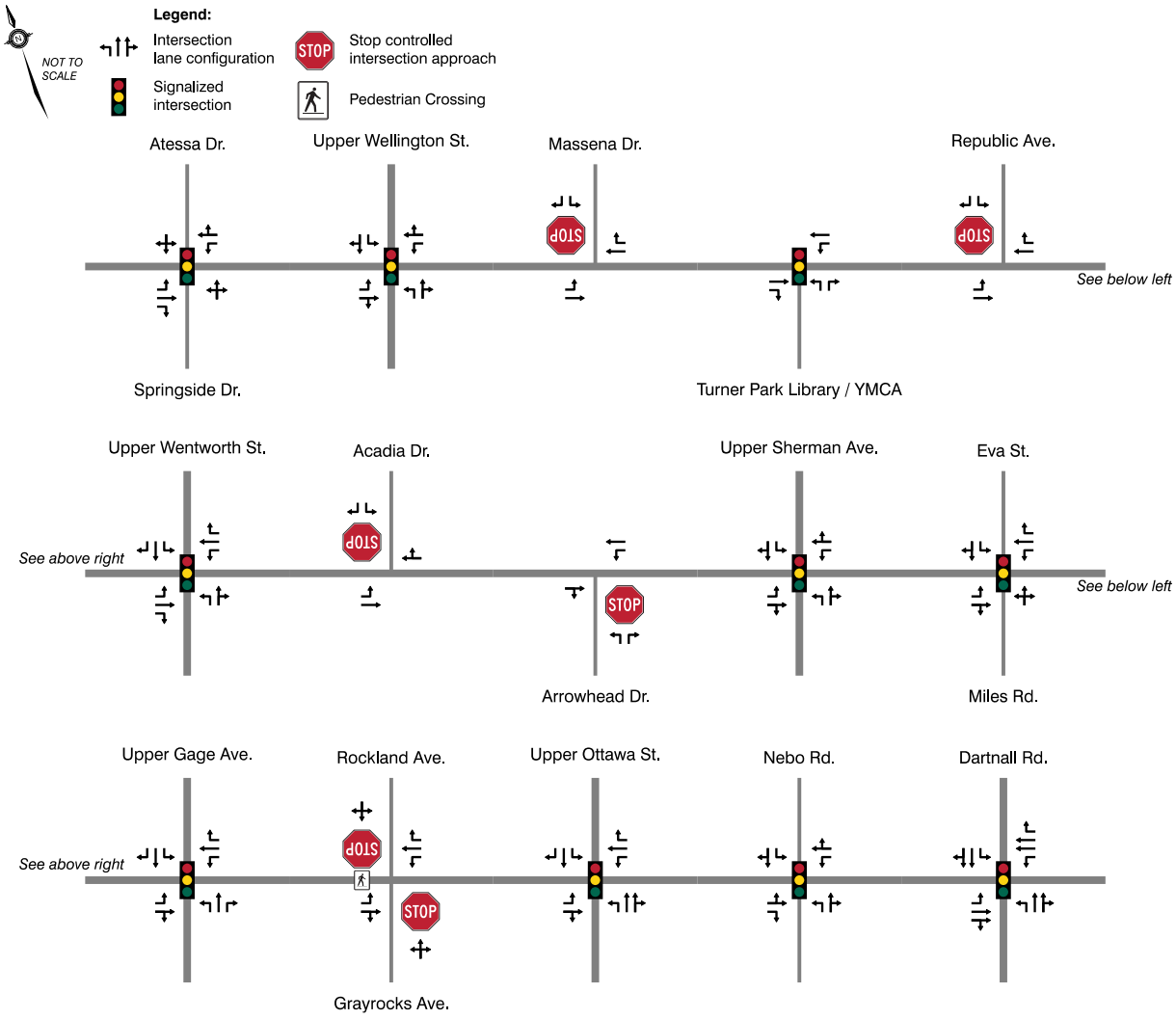

2.2 Truck Route Network

The entire Garner Road / Rymal Road corridor forms part of the City of Hamilton's truck route network (as shown in ***Figure 3***) and is the only continuous east-west truck route south of the Lincoln Alexander Parkway.

The following other intersecting streets within the study area are also part of the designated truck route network:

- Upper James Street;
- Upper Wentworth Street (north of Rymal Road);
- Upper Gage Avenue (north of Rymal Road);
- Upper Ottawa Street; and
- Dartnall Road.

Figure 3: Existing Truck Route Network

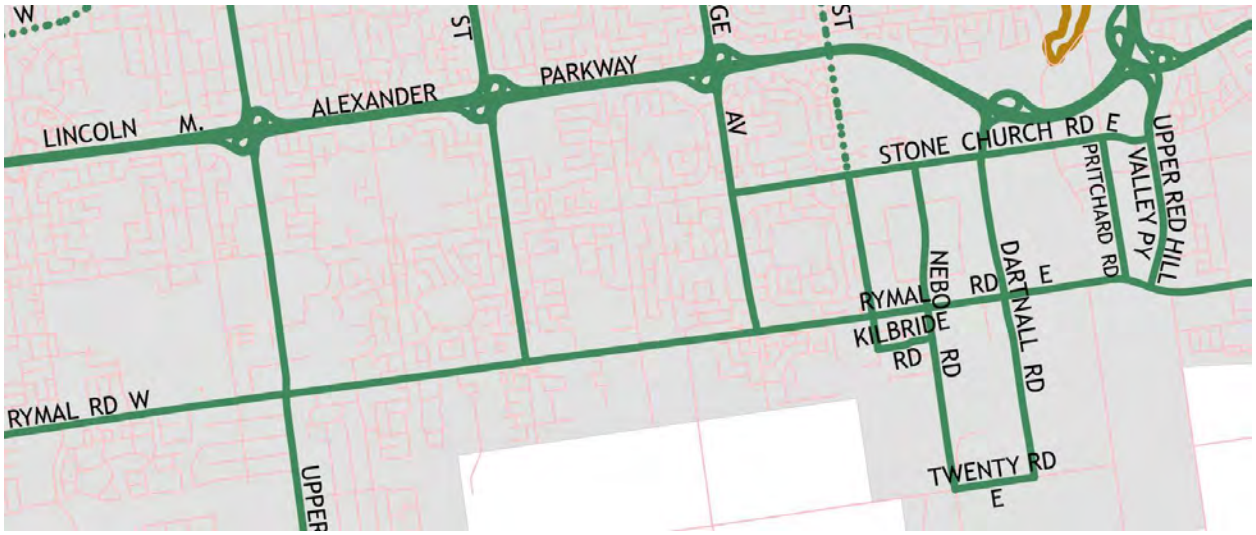

2.3 Existing Active Transportation Facilities

2.3.1 Sidewalks

Prior to 2016, the sidewalks along Rymal Road were discontinuous and had numerous gaps of significant length. Many of these gaps were filled by new sidewalks constructed in 2016 and 2017, and sidewalks now exist along both sides of Rymal Road between Upper James Street and Nebo Road, except as follows:

- A 100-metre gap on the north side, west of Atessa Drive;
- A 300-metre gap between Upper Sherman Avenue and Miles Road (both sides); and
- A 125-metre gap on the south side, east of Upper Ottawa Street.

The position of the sidewalk within the roadway cross-section varies from location to location. In some locations, the sidewalk is positioned directly adjacent to the travel lanes; in some locations, it is positioned adjacent to the pavement but with an allowance for a paved shoulder to be converted to a second travel lane; in other locations, it is separated from the travel lanes by a grassed boulevard and/or gravel shoulder, with a setback of up to 11 metres.

Between Nebo Road and Dartnall Road, Rymal Road has a predominantly rural cross-section without sidewalks, although sidewalks have recently been constructed in the vicinity of Dartnall Road (for approximately 50 metres on the north side, and approximately 185 metres on the south side).

East of Dartnall Road, sidewalks were constructed on both sides as part of road widening undertaken in 2015–2016.

2.3.2 Cycling Facilities

Figure 4 presents the existing cycling network in the study area. There are no dedicated cycling facilities along Rymal Road within the study area. There is a multi-use trail within the north boulevard for approximately 400-500 metres on either side of Garth Street; otherwise, there are no dedicated cycling facilities within the sections of Rymal Road that have been recently reconstructed west and east of the study area.

Figure 4: Existing Cycling Network in Study Area

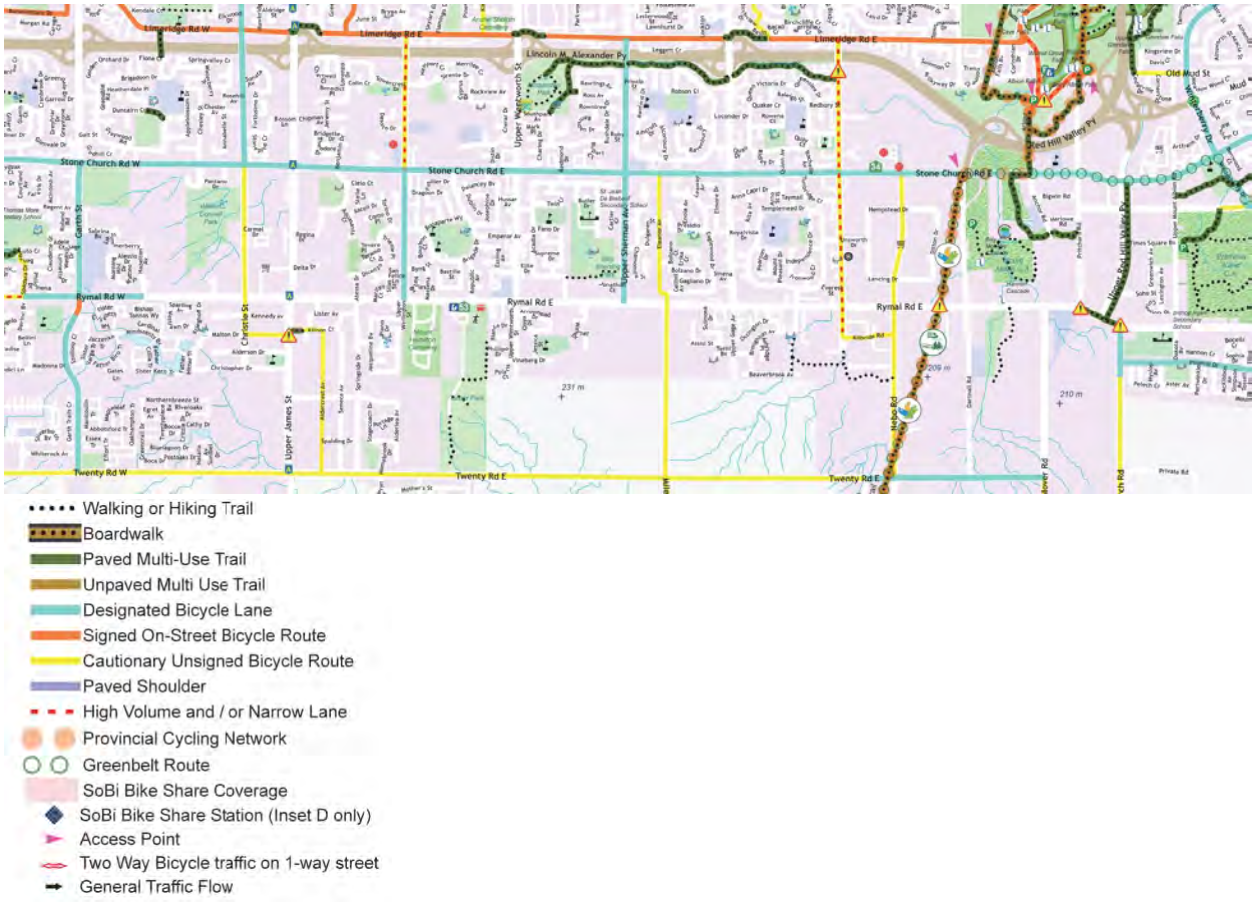

Source: City of Hamilton Bikeways Map (Urban), 2020

The closest east-west cycling corridor is Stone Church Road, 1 kilometre to the north, which has on-street bicycle lanes along its full extents.

Dedicated bicycle lanes exist north of Rymal Road on Upper Wellington Street and Upper Sherman Avenue. The Chippewa Rail Trail intersects with Rymal Road between Nebo Road and Dartnall Road.

2.4 Existing Transit Service

The Hamilton Street Railway (HSR) operates transit service along Rymal Road, as well as along other north-south roadways within the study area.

Route 44 (Rymal) operates along the full extent of Rymal Road throughout the study area. To the west, it continues along Rymal Road and Garner Road westerly to the Ancaster Business Park at Wilson Street. To the east, it extends along Rymal Road to Upper Centennial Parkway, where it turns to the north, crosses the escarpment and continues along Centennial Parkway to Confederation Plaza south of the Queen Elizabeth Way. It operates every 30 minutes during the daytime and every 60 minutes in the evening, Monday through Sunday.

Rymal Road forms the southern boundary of the transit service area; with the exception of routes traveling on Upper James Street, all north-south routes extend as far south as Rymal Road before looping to return north. Routes 23 and 24, and Routes 25 and 26, are interlined to operate in two-way loops (e.g., Route 24 travels south along Upper Sherman Avenue to Rymal Road, then turns to the east toward Upper Gage Avenue where it returns north as Route 23, and vice versa).

The route network in the study area is illustrated in ***Figure 5***. ***Table 2*** presents the typical headways (interval between buses) on Rymal Road and on intersecting north-south routes. (These headways reflect conditions existing prior to the COVID-19 pandemic.)

Figure 5: Existing HSR Route Network in Study Area

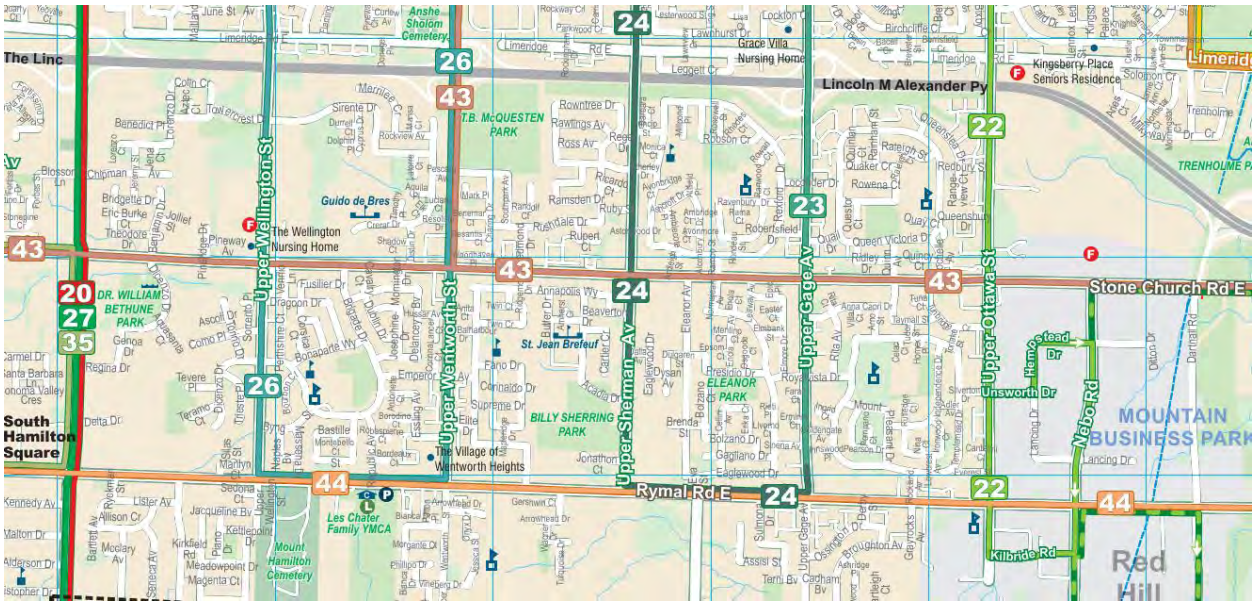

Table 2: Existing Transit Service Headways

Route	Weekday					Saturday					Sunday				
	AM	Mid	PM	Eve.	Late	Early	Morn.	Aft.	Eve.	Late	Early	Morn.	Aft.	Eve.	Late
44 Rymal	30	30	30	60	60	30	30	30	60	60	30	30	30	60	60
27 Upper James	15	20	15	30	60	30	20	20	30	30	30	30	30	60	60
20 "A" Line Express	20	30	20	—	—	—	—	—	—	—	—	—	—	—	—
25 Upper Wentworth 26 Upper Wellington	12	15	12	15	30	30	20	20	30	30	30	30	30	30	60
23 Upper Gage 24 Upper Sherman	15	20	15	30	30	30	20	20	30	30	30	30	30	30	60
22 Upper Ottawa	15	20	15	30	30	30	30	30	30	30	30	30	30	60	60

2.5 Existing Traffic Volumes

A set of representative baseline traffic volumes was determined from traffic data provided by the City of Hamilton. Because 2020 traffic volumes may not reflect typical conditions due to the effect of the COVID-19 pandemic, 2019 was assumed as a base year. The count data included many intersections that were counted in 2019; older traffic counts were used to fill in data gaps. Variability was observed from one count to another, reflecting seasonal variation or other factors; adjustments were made to smooth out variability where the surveyed traffic volumes appeared to be atypically high or low compared to other nearby intersections. ***Figure 6*** presents the intersection turning movement volumes (rounded to the nearest five vehicles) that were established to represent typical existing (2019) conditions.

Figure 6: Existing Traffic Volumes

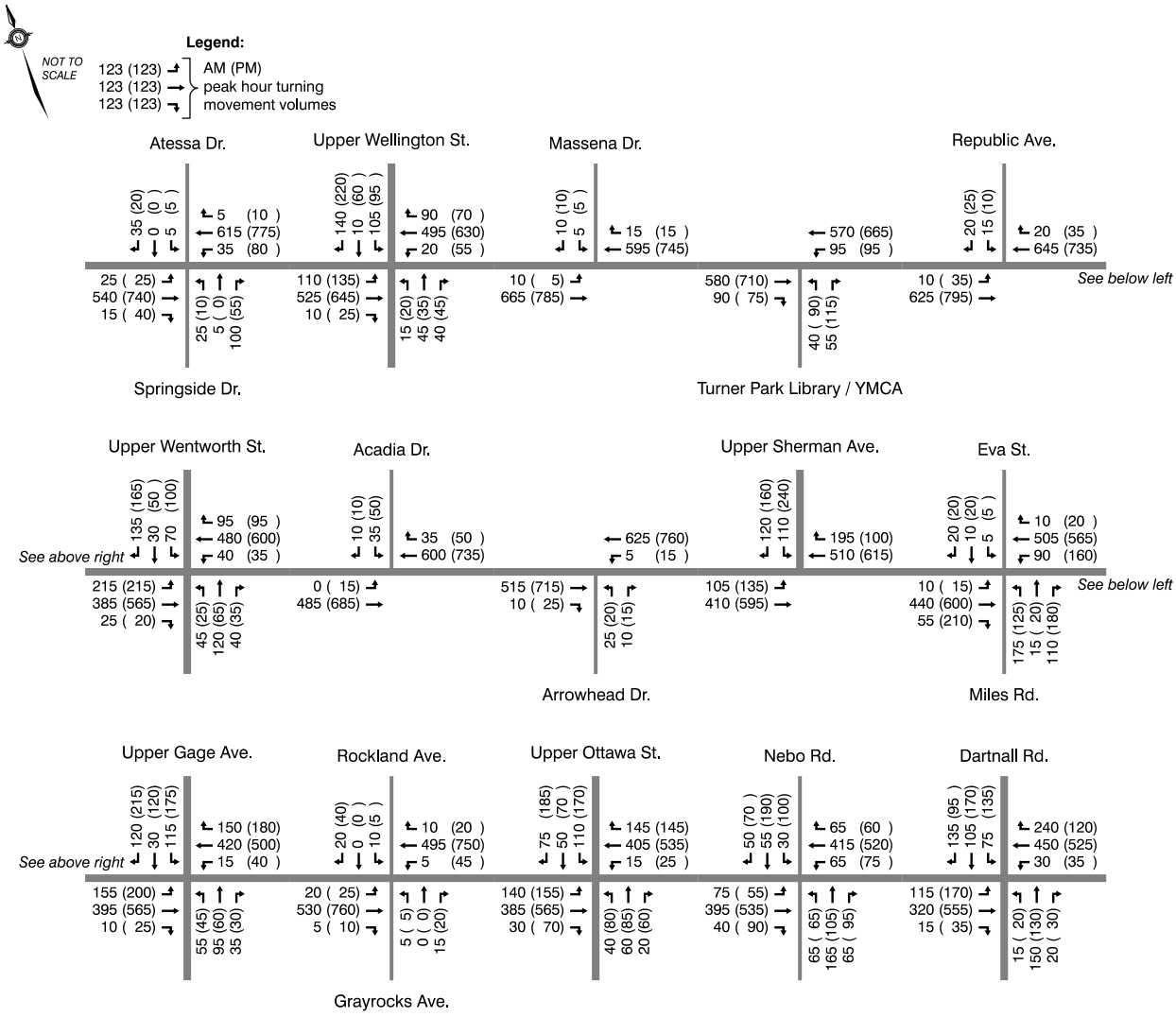

2.6 Existing Truck Activity

Trucks comprise the following percentage of traffic on Rymal Road:

- During the AM peak hour:
  - Approximately 7% of all traffic between Upper James Street and Upper Sherman Avenue; and
  - Approximately 10% of all traffic between Upper Sherman Avenue and Dartnall Road.
- During the PM peak hour:
  - Approximately 2% of all traffic between Upper James Street and Upper Ottawa Street; and
  - Approximately 5% of all traffic between Upper Ottawa Street and Nebo Road.
- During daytime hours on a typical weekday:
  - Approximately 4–6% of all traffic between Upper James Street and Nebo Road; and
  - Approximately 7–8% of all traffic between Nebo Road and Dartnall Road.

2.7 Existing Pedestrian and Cycling Activity

The intersection turning movement counts listed in ***Section 2.5*** also include the number of pedestrians crossing each leg of the intersection. ***Table 3*** lists the pedestrian activity at signalized intersections along the corridor during the AM and PM peak hours.

Table 3: Existing Pedestrian Crossing Activity at Signalized Intersections

Rymal Road at:	AM peak hour				PM peak hour			
	N leg	S leg	W leg	E leg	N leg	S leg	W leg	E leg
Upper James Street	14	17	16	31	12	14	23	20
Atessa Drive / Springside Drive	2	3	0	1	0	4	0	0
Upper Wellington Street	5	5	2	12	3	2	5	7
Upper Wentworth Street	19	7	17	15	38	7	25	10
Library / YMCA Driveway	0	0	9	3	0	2	9	23
Upper Sherman Avenue	8	3	3	2	24	6	6	3
Miles Road	4	1	2	1	5	0	9	2
Upper Gage Avenue	14	9	4	15	22	13	10	26
Rockland Avenue / Grayrocks Avenue (IPS)	10	0	4	0	13	3	5	0
Upper Ottawa Street	3	1	0	5	5	2	1	3
Nebo Road	9	4	13	4	4	5	10	3
Dartnall Road	0	0	3	0	1	1	6	0

Pedestrian activity is generally low at most intersections. The intersections with the most pedestrian activity are at Upper James Street, Upper Wentworth Street and Upper Gage Avenue, where an average of approximately one pedestrian was recorded as crossing in each direction per cycle. These correspond to intersections with adjacent commercial nodes (including supermarkets) as well as HSR transfer points. Other intersections experience lower levels of pedestrian activity. The IPS at Rockland Avenue / Grayrocks Avenue experiences a demand of approximately 4 to 5 pedestrians crossing Rymal Road per hour.

Counts of cycling activity were not available from the City of Hamilton. Anecdotally, City staff have advised that cycling activity within the corridor is currently minimal.

2.8 Existing Intersection Operations

Intersection operational analyses were completed using Trafficware's Synchro software (version 10). At signalized intersections, the volume-to-capacity (v/c) ratio, average vehicular delay, level of service and 95th percentile queue were noted for each individual movement, and the average delay and level of service were noted for the intersection as a whole. At unsignalized (stop-controlled) intersections, the v/c ratio, delay, level of service and 95th percentile queue were noted for any stop-controlled movements. Level of service definitions are provided in ***Appendix A***. Synchro reports are provided in ***Appendix B***.

Table 4 presents the analysis results at signalized intersections. ***Table 5*** presents the results for unsignalized (stop-controlled) intersections. The IPS at Rocklands Avenue / Grayrocks Avenue was assessed as a signalized intersection, but with results shown only for the signal-controlled east-west movements.

Table 4: Existing Signalized Intersection Operations

Rymal Road at:	Movement	AM peak hour				PM peak hour			
		v/c	LOS	Delay *(s/veh)*	95th %ile queue *(m)*	v/c	LOS	Delay *(s/veh)*	95th %ile queue *(m)*
Atessa Drive / Springside Drive	EB left	0.05	A	3.8	5	0.05	A	2.4	3
	EB through	0.39	A	5.0	77	0.49	A	4.1	69
	EB right	0.01	A	1.2	2	0.03	A	0.7	2
	WB left	0.06	A	5.0	7	0.16	A	3.6	7
	WB through	0.48	A	6.1	79	0.54	A	5.5	95
	NB approach	0.54	C	22.1	25	0.39	C	23.5	17
	SB approach	0.23	B	18.9	11	0.18	C	23.7	10
	Overall	**–**	**A**	**7.4**	**–**	**–**	**A**	**5.6**	**–**
Upper Wellington Street	EB left	0.23	A	4.9	13	0.31	A	6.1	17
	EB through	0.40	A	6.5	63	0.51	A	7.9	78
	WB left	0.04	A	6.7	3	0.12	A	6.8	9
	WB through	0.54	A	7.4	59	0.62	A	8.3	80
	NB left	0.11	D	41.9	10	0.36	E	58.7	13
	NB through	0.33	C	30.1	26	0.26	C	21.8	21
	SB left	0.60	E	59.3	42	0.46	D	50.8	37
	SB through	0.43	B	11.6	20	0.78	D	38.0	64
	Overall	**—**	**B**	**12.2**	**—**	**—**	**B**	**15.1**	**—**
Turner Park Library	EB through	0.46	A	9.7	119	0.58	B	11.9	126
	EB right	0.08	A	1.9	4	0.07	A	2.1	4
	WB left	0.18	A	5.2	17	0.20	A	6.6	14
	WB through	0.44	B	10.8	159	0.49	B	14.1	183
	NB left	0.21	D	45.0	19	0.31	D	44.8	34
	NB right	0.26	B	12.6	11	0.34	A	9.8	16
	Overall	**—**	**B**	**10.5**	**—**	**—**	**B**	**13.6**	**—**

Table 4: Existing Signalized Intersection Operations *(cont'd)*

Rymal Road at:	Movement	AM peak hour				PM peak hour			
		v/c	LOS	Delay *(s/veh)*	95th %ile queue *(m)*	v/c	LOS	Delay *(s/veh)*	95th %ile queue *(m)*
Upper Wentworth Street	EB left	0.44	A	4.7	6	0.49	A	6.3	9
	EB through	0.32	A	3.0	11	0.48	A	3.3	21
	EB right	0.03	A	0.3	0	0.02	A	0.1	0
	WB left	0.09	A	8.2	4	0.08	A	8.2	3
	WB through	0.58	B	11.4	40	0.63	B	11.9	59
	WB right	0.12	A	1.2	0	0.12	A	1.2	0
	NB left	0.19	D	38.3	20	0.12	D	36.6	13
	NB through	0.48	D	42.3	54	0.31	C	32.4	32
	SB left	0.44	D	48.0	31	0.45	D	46.7	38
	SB through	0.10	D	36.1	15	0.16	D	37.5	21
	SB right	0.36	A	8.2	16	0.42	A	8.3	18
	Overall	—	**B**	**13.2**	—	—	**B**	**11.6**	—
Upper Sherman Avenue	EB left	0.30	A	7.0	15	0.47	B	10.2	19
	EB through	0.31	A	7.8	79	0.50	B	11.5	142
	WB through	0.69	B	13.0	247	0.71	B	13.2	91
	SB left	0.50	D	49.5	37	0.72	D	53.2	81
	SB right	0.24	A	1.0	0	0.31	A	1.4	0
	Overall	—	B	12.9	—	—	C	16.6	—
Miles Road / Eva Street	EB left	0.02	A	8.1	2	0.05	B	11.7	2
	EB through	0.51	B	16.3	40	0.94	D	44.2	268
	WB left	0.18	A	3.8	2	0.64	C	22.8	28
	WB through	0.47	A	8.5	47	0.50	A	8.0	25
	WB right	0.01	A	0.3	0	0.02	A	0.1	0
	NB approach	0.98	F	88.7	135	1.04	F	98.0	146
	SB left	0.02	D	37.4	5	0.03	D	37.8	5
	SB through	0.09	C	20.4	11	0.11	C	23.5	15
	Overall	—	**C**	**27.8**	—	—	**D**	**39.7**	—
Upper Gage Avenue	EB left	0.25	A	3.6	16	0.36	A	2.0	7
	EB through	0.34	A	7.0	81	0.46	A	3.7	41
	WB left	0.03	B	11.1	5	0.09	B	13.2	11
	WB through	0.43	B	14.1	92	0.46	B	16.6	113
	WB right	0.16	A	3.2	13	0.19	A	4.7	18
	NB left	0.28	D	45.2	25	0.21	D	41.2	20
	NB through	0.32	D	45.5	37	0.17	D	40.0	25
	NB right	0.12	A	4.9	5	0.09	A	3.0	3
	SB left	0.62	E	59.3	47	0.76	E	65.9	67
	SB through	0.11	D	40.9	15	0.36	D	44.0	44
	SB right	0.41	B	10.7	17	0.48	A	8.7	21
	Overall	—	**B**	**16.5**	—	—	**B**	**16.4**	—
Rockland Avenue / Grayrocks Avenue (IPS)	EB left	0.03	A	4.9	6	0.04	A	5.0	7
	EB through	0.35	A	4.9	110	0.45	A	6.0	167
	WB left	0.01	A	5.6	2	0.08	A	5.0	10
	WB through	0.34	A	5.0	102	0.50	A	7.2	185
	WB right	0.01	A	2.2	2	0.01	A	3.0	3
Upper Ottawa Street	EB left	0.29	A	5.3	17	0.43	A	10.0	25
	EB through	0.45	A	8.0	69	0.61	B	14.1	151
	WB left	0.03	B	16.4	6	0.10	C	23.5	11
	WB through	0.54	B	18.6	152	0.73	C	31.4	233
	NB left	0.34	D	51.1	20	0.58	E	63.3	35
	NB through	0.32	D	37.4	22	0.54	D	40.0	34
	SB left	0.69	E	68.6	46	0.76	E	59.7	56
	SB through	0.22	D	45.2	23	0.23	D	39.1	27
	SB right	0.47	D	54.9	33	0.65	D	52.5	65
	Overall	—	**C**	**22.7**	—	—	**C**	**30.8**	—

Table 4: Existing Signalized Intersection Operations *(cont'd)*

Rymal Road at:	Movement	AM peak hour				PM peak hour			
		v/c	LOS	Delay *(s/veh)*	95th %ile queue *(m)*	v/c	LOS	Delay *(s/veh)*	95th %ile queue *(m)*
Nebo Road	EB left	0.18	A	7.0	18	0.12	A	5.2	6
	EB through	0.40	A	8.4	86	0.48	A	8.7	98
	WB left	0.13	A	4.4	12	0.19	A	5.8	20
	WB through	0.42	A	7.9	104	0.44	A	8.1	124
	NB left	0.40	D	46.6	29	0.72	F	82.7	34
	NB through	0.80	E	60.5	81	0.58	D	41.0	59
	SB left	0.33	D	48.0	17	0.74	E	74.3	43
	SB through	0.38	C	30.2	33	0.79	E	58.8	85
	Overall	—	**C**	**20.1**	—	—	**C**	**24.1**	—
Dartnall Road	EB left	0.26	A	6.0	15	0.36	A	6.3	18
	EB through	0.16	A	6.0	23	0.29	A	7.1	39
	WB left	0.07	B	11.0	9	0.08	B	10.9	9
	WB through	0.35	B	12.4	69	0.38	B	12.9	74
	WB right	0.26	A	2.0	11	0.13	A	2.5	9
	NB left	0.14	D	50.0	11	0.22	E	55.2	13
	NB through	0.58	D	54.3	34	0.52	D	48.7	29
	SB left	0.44	D	46.9	31	0.63	E	55.2	50
	SB through	0.46	C	20.7	25	0.45	C	30.5	34
	Overall	—	**B**	**16.5**	—	—	**B**	**18.4**	—

The signalized intersections along the corridor are all operating at good levels of service (LOS A to B) during the AM and PM peak hours, with the following exceptions:

- The intersection at Miles Road / Eva Street is operating at LOS C to D;
- The intersections at Upper Ottawa Street and at Nebo Road are operating at LOS C.

At most signalized intersections, the east-west movements on Rymal Road are operating at LOS A to B, while the side street movements are operating at poorer levels of service (mostly between LOS C and E, and in some cases LOS F). The poorer levels of service on the side street approaches reflect a long cycle length along the corridor (120 seconds) and timing plans that have been configured to favour east-west travel.

The only significant existing capacity constraint along the corridor is at the intersection with Miles Road / Eva Street. This location experiences significant turning movement volumes to/from the south leg of the intersection; the northbound approach is at or near capacity during the AM and PM peak hours, and the westbound left turn is near capacity during the PM peak hour.

Table 5: Existing Unsignalized Intersection Operations

Rymal Road at:	Movement	AM peak hour				PM peak hour			
		v/c	LOS	Delay *(s/veh)*	95th %ile queue *(m)*	v/c	LOS	Delay *(s/veh)*	95th %ile queue *(m)*
Massena Drive	SB approach	0.02	C	15.2	1	0.03	C	18.2	1
Republic Avenue	SB left	0.07	C	21.9	2	0.05	C	23.9	1
	SB right	0.05	B	13.3	1	0.06	B	14.1	2

Arcadia Drive	SB left SB right	0.20 0.03	D B	29.2 13.5	6 1	0.46 0.03	F B	62.7 14.6	16 1
Arrowhead Drive	NB approach	0.16	D	25.2	5	0.26	E	43.3	8

During the AM peak hour, the unsignalized intersections that were included in the assessment are all operating at reasonable levels of service (LOS C to D for left turn or shared lanes; LOS B for right turn movements). During the PM peak hour, the left turn or shared lanes on Arcadia Drive and Arrowhead Drive are operating at poorer levels of service (LOS E to F), reflecting higher levels of delay. Notwithstanding, all unsignalized intersections included in the assessment have sufficient capacity to accommodate existing traffic volumes.

3.0 Collision Review

The City of Hamilton provided five years (2015 through 2019) of collision records for the Rymal Road corridor between Upper James Street and Dartnall Road, encompassing a total of 784 individual collisions. These collision records were reviewed to determine whether any patterns could be identified.

3.1 Collision Frequency by Location

Figure 7 presents the total number of collisions reported by location. Collisions occurred with the frequency at the main signalized intersections along the corridor. By a wide margin, the location experiencing the greatest number of collisions was the intersection with Upper James Street (160 collisions over five years); by comparison, the next highest location was the intersection with Upper Wentworth Street (63 collisions over the same five-year period).

There were 8 collisions reported at the intersection with Massena Drive; no other unsignalized experienced more than 6 collisions over this five-year period.

Figure 7: Geographic Distribution of Collisions

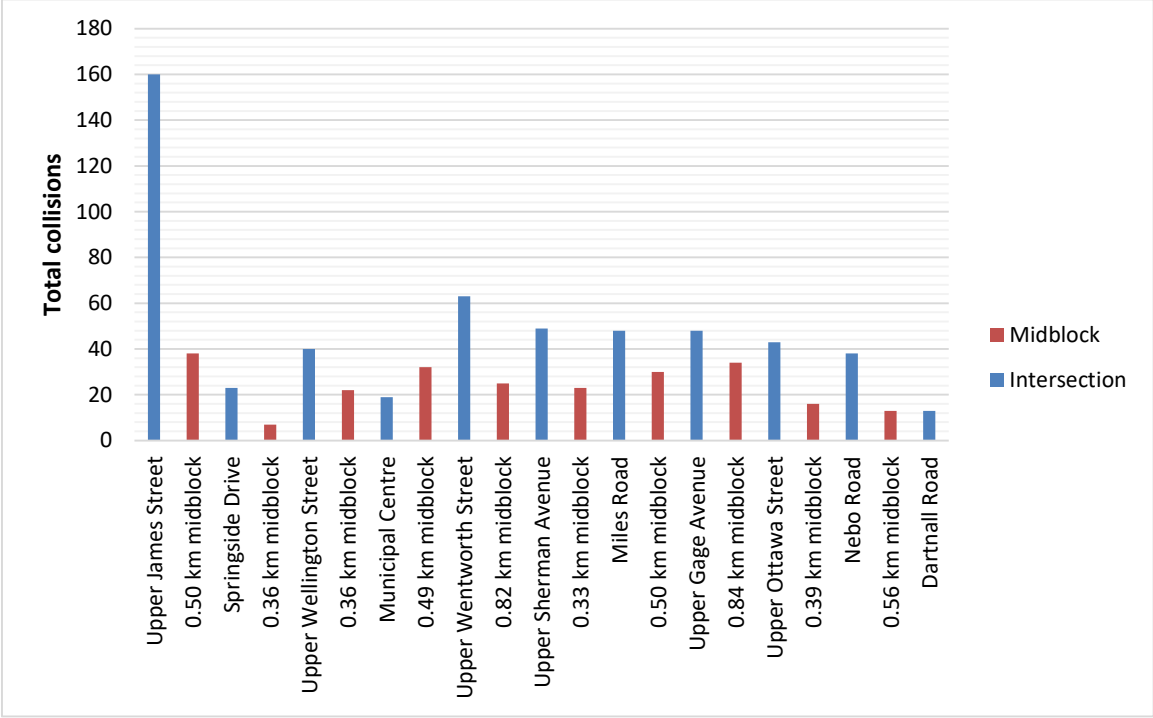

3.2 Collision Frequency by Year

On average, 156 collisions were reported each year within the study area. ***Table 6*** presents the collision frequency per year at each location and across the entire corridor.

Collisions occurred more frequently in 2019 (204 collisions, compared to an average of 145 per year in the preceding four years). The majority of this increase was in the section east of Upper James Street, and in the section between Upper Wellington Street and west of Upper Wentworth Street.

Table 6: Collision Frequency by Year

Location	2015	2016	2017	2018	2019	Total	Avg.
Upper James Street	36	37	28	28	31	**160**	**32.0**
0.50 km midblock	6	8	6	3	15	**38**	**7.6**
Springside Drive	5	4	6	3	5	**23**	**4.6**
0.36 km midblock	5	0	0	0	2	**7**	**1.4**
Upper Wellington Street	3	10	7	6	14	**40**	**8.0**
0.36 km midblock	3	6	0	2	11	**22**	**4.4**
Municipal Centre	1	2	2	5	9	**19**	**3.8**
0.49 km midblock	6	10	7	2	7	**32**	**6.4**
Upper Wentworth Street	8	13	14	13	15	**63**	**12.6**
0.82 km midblock	3	4	4	7	7	**25**	**5.0**
Upper Sherman Avenue	7	11	11	8	12	**49**	**9.8**
0.33 km midblock	5	5	2	5	6	**23**	**4.6**
Miles Road	14	6	9	7	12	**48**	**9.6**
0.50 km midblock	9	3	6	5	7	**30**	**6.0**
Upper Gage Avenue	10	7	8	11	12	**48**	**9.6**
0.84 km midblock	2	8	13	3	8	**34**	**6.8**
Upper Ottawa Street	3	6	11	10	13	**43**	**8.6**
0.39 km midblock	1	5	5	2	3	**16**	**3.2**
Nebo Road	10	4	11	8	5	**38**	**7.6**
0.56 km midblock	2	1	3	3	4	**13**	**2.6**
Dartnall Road	2	4	1	0	6	**13**	**2.6**
Total	**141**	**154**	**154**	**131**	**204**	**784**	**156.8**
% of total	**18%**	**20%**	**20%**	**17%**	**26%**	**100%**	**100%**

There was construction at various locations along the corridor in 2017, consisting of construction of sidewalks and/or paved shoulders. However, the overall collision frequency along the corridor that year was the same as the preceding year and did not appear to be affected by construction activities.

3.3 Collision Frequency by Month

Table 7 presents the collision frequency by month of the year. In most months, the collision frequency throughout the corridor was within 10% of the monthly average; October was slightly underrepresented.

Table 7: Collision Frequency by Month

Location	Jan	Feb	Mar	Apr	May	Jun	Jul	Aug	Sep	Oct	Nov	Dec	Total	Avg.
Upper James Street	24	13	12	12	14	14	11	5	13	11	14	17	160	13.3
0.50 km midblock	2	3	3	6	4	4	-	2	6	3	2	3	38	3.2
Springside Drive	2	2	3	1	3	1	2	1	1	1	2	4	23	1.9
0.36 km midblock	-	2	2	-	1	-	-	1	1	-	-	-	7	0.6
Upper Wellington Street	4	2	2	4	1	3	2	5	3	2	6	6	40	3.3
0.36 km midblock	2	2	1	4	3	2	1	2	3	2	-	-	22	1.8
Municipal Centre	-	-	2	1	2	1	3	1	3	-	1	5	19	1.6
0.49 km midblock	1	2	2	1	5	5	1	2	4	2	5	2	32	2.7
Upper Wentworth Street	6	3	7	4	4	6	5	4	6	6	4	8	63	5.3
0.82 km midblock	3	-	2	3	1	4	3	3	-	1	2	3	25	2.1
Upper Sherman Avenue	3	1	5	4	8	3	11	4	3	1	6	-	49	4.1
0.33 km midblock	2	1	3	5	2	3	1	1	2	1	2	-	23	1.9
Miles Road	2	2	4	4	5	2	4	6	5	3	6	5	48	4.0
0.50 km midblock	5	4	4	1	1	-	2	2	3	2	3	3	30	2.5
Upper Gage Avenue	5	6	5	5	3	4	1	3	4	5	4	3	48	4.0
0.84 km midblock	1	4	3	2	4	4	4	4	2	-	2	4	34	2.8
Upper Ottawa Street	3	3	7	2	3	2	2	2	5	6	6	2	43	3.6
0.39 km midblock	1	1	-	2	1	1	2	2	2	2	1	1	16	1.3
Nebo Road	5	2	1	2	1	4	3	4	3	6	2	5	38	3.2
0.56 km midblock	-	1	1	2	2	1	1	2	2	-	-	1	13	1.1
Dartnall Road	1	3	1	-	-	2	-	2	-	-	3	1	13	1.1
Total	**72**	**57**	**70**	**65**	**68**	**66**	**59**	**58**	**71**	**54**	**71**	**73**	**784**	**65.3**
% of total	**9%**	**7%**	**9%**	**8%**	**9%**	**8%**	**8%**	**7%**	**9%**	**7%**	**9%**	**9%**	**100%**	**100%**

3.4 Collision Frequency by Day of Week

Table 8 presents the collision frequency by day of week, as well as the average per weekday and per weekend day. Fridays and Saturdays were overrepresented (approximately 150 collisions each), while Monday was underrepresented (only 53 collisions).

Table 8: Collision Frequency by Day of Week

Location	Mon	Tue	Wed	Thu	Fri	Sat	Sun	Total	Avg Mon-Fri	Avg Sat-Sun
Upper James Street	14	25	22	26	24	28	21	**160**	22.2	24.5
0.50 km midblock	4	5	7	6	9	3	4	**38**	6.2	3.5
Springside Drive	0	2	4	1	7	4	5	**23**	2.8	4.5
0.36 km midblock	1	0	1	3	1	1	0	**7**	1.2	0.5
Upper Wellington Street	7	5	6	3	4	10	5	**40**	5.0	7.5
0.36 km midblock	2	3	4	1	4	3	5	**22**	2.8	4.0
Municipal Centre	0	3	6	4	4	2	0	**19**	3.4	1.0
0.49 km midblock	0	3	6	4	8	3	8	**32**	4.2	5.5
Upper Wentworth Street	2	8	10	12	13	8	10	**63**	9.0	9.0
0.82 km midblock	4	1	2	5	9	3	1	**25**	4.2	2.0
Upper Sherman Avenue	2	5	6	8	8	13	7	**49**	5.8	10.0
0.33 km midblock	1	2	1	3	5	9	2	**23**	2.4	5.5
Miles Road	1	9	8	8	4	14	4	**48**	6.0	9.0
0.50 km midblock	3	2	3	7	8	6	1	**30**	4.6	3.5
Upper Gage Avenue	5	5	5	4	5	15	9	**48**	4.8	12.0
0.84 km midblock	0	7	3	5	8	7	4	**34**	4.6	5.5
Upper Ottawa Street	4	5	5	5	9	13	2	**43**	5.6	7.5
0.39 km midblock	1	1	3	1	2	2	6	**16**	1.6	4.0
Nebo Road	2	4	6	6	10	6	4	**38**	5.6	5.0
0.56 km midblock	0	3	2	1	2	5	0	**13**	1.6	2.5
Dartnall Road	0	1	4	3	4	1	0	**13**	2.4	0.5
Total	**53**	**99**	**114**	**116**	**148**	**156**	**98**	**784**	**106**	**127**
% of total	**7%**	**13%**	**15%**	**15%**	**19%**	**20%**	**13%**	**100%**		

3.5 Collision Frequency by Hour

Table 9 and ***Table 10*** present the collision frequency by hour (before noon and after noon, respectively).

Figure 8 presents the hourly collision profile graphically, as well as the eastbound and westbound hourly traffic profile (as measured between Nebo Road and Dartnall Road, where hourly traffic volumes were available). When comparing against traffic volumes, collision activity is understated in the morning, and overstated during the late afternoon and the PM peak period. (For example, the hour starting at 4:00 PM experiences approximately 8% of daily traffic but approximately 12% of all collisions.)

Table 9: Collision Frequency by Hour (AM)

Location	12 AM	1 AM	2 AM	3 AM	4 AM	5 AM	6 AM	7 AM	8 AM	9 AM	10 AM	11 AM
Upper James Street	2	1	0	0	1	1	1	2	5	12	5	9
0.50 km midblock	0	0	0	0	0	0	0	0	3	2	1	2
Springside Drive	0	0	0	0	0	0	0	1	1	2	0	2
0.36 km midblock	0	0	0	0	0	0	0	0	2	0	1	0
Upper Wellington Street	0	0	0	1	0	0	0	0	0	3	1	0
0.36 km midblock	0	0	0	0	0	0	0	0	0	0	3	0
Municipal Centre	0	0	0	0	0	0	0	0	0	0	3	1
0.49 km midblock	0	0	0	0	0	0	0	0	0	0	3	3
Upper Wentworth Street	0	1	0	0	0	0	2	1	5	0	1	2
0.82 km midblock	0	1	0	1	0	0	0	0	3	0	2	1
Upper Sherman Avenue	0	0	0	0	1	0	1	2	2	1	3	1
0.33 km midblock	0	0	0	0	0	0	0	0	0	1	0	1
Miles Road	0	0	1	0	0	0	1	3	2	1	3	4
0.50 km midblock	0	0	0	0	0	0	0	0	2	1	1	2
Upper Gage Avenue	1	0	0	0	0	1	1	0	1	4	1	2
0.84 km midblock	0	0	0	0	0	0	0	0	2	1	1	5
Upper Ottawa Street	0	0	0	0	0	0	0	2	0	1	4	2
0.39 km midblock	0	0	0	0	0	0	0	0	0	2	2	0
Nebo Road	0	0	0	0	0	0	3	0	1	2	1	4
0.56 km midblock	0	0	0	0	0	1	0	0	1	3	0	1
Dartnall Road	0	0	0	0	0	0	0	2	0	1	0	1
Total	**3**	**3**	**1**	**2**	**2**	**3**	**9**	**13**	**30**	**37**	**36**	**43**
% of total	**0%**	**0%**	**0%**	**0%**	**0%**	**0%**	**1%**	**2%**	**4%**	**5%**	**5%**	**5%**

Table 10: Collision Frequency by Hour (PM)

Location	12 PM	1 PM	2 PM	3 PM	4 PM	5 PM	6 PM	7 PM	8 PM	9 PM	10 PM	11 PM	Total 24h
Upper James Street	15	14	14	20	11	18	15	3	5	3	1	2	**160**
0.50 km midblock	1	5	4	5	7	3	2	1	2	0	0	0	**38**
Springside Drive	1	0	2	4	4	1	3	2	0	0	0	0	**23**
0.36 km midblock	2	0	0	1	0	0	1	0	0	0	0	0	**7**
Upper Wellington Street	5	5	1	6	9	4	2	2	1	0	0	0	**40**
0.36 km midblock	3	2	1	0	4	3	4	0	1	0	1	0	**22**
Municipal Centre	3	1	0	1	3	2	3	1	1	0	0	0	**19**
0.49 km midblock	3	3	5	2	5	6	2	0	0	0	0	0	**32**
Upper Wentworth Street	6	5	8	5	12	6	4	1	1	2	0	1	**63**
0.82 km midblock	2	1	2	2	2	3	2	0	2	1	0	0	**25**
Upper Sherman Avenue	2	7	2	6	2	6	5	2	3	1	1	1	**49**
0.33 km midblock	0	0	4	5	7	5	0	0	0	0	0	0	**23**
Miles Road	4	4	6	1	4	7	5	1	1	0	0	0	**48**
0.50 km midblock	3	3	1	6	2	1	2	3	2	0	0	1	**30**
Upper Gage Avenue	2	2	7	5	3	6	4	0	3	2	1	2	**48**
0.84 km midblock	3	1	4	3	5	3	3	0	2	0	1	0	**34**
Upper Ottawa Street	0	2	6	4	5	5	5	3	3	1	0	0	**43**
0.39 km midblock	3	3	0	1	2	0	1	0	1	1	0	0	**16**
Nebo Road	2	1	4	3	6	1	4	1	2	1	1	1	**38**
0.56 km midblock	1	0	1	2	0	1	1	0	1	0	0	0	**13**
Dartnall Road	0	2	1	0	1	0	1	2	1	0	1	0	**13**
Total	**61**	**61**	**73**	**82**	**94**	**81**	**69**	**22**	**32**	**12**	**7**	**8**	**784**
% of total	**8%**	**8%**	**9%**	**10%**	**12%**	**10%**	**9%**	**3%**	**4%**	**2%**	**1%**	**1%**	**100%**

Figure 8: Traffic Profile vs. Collision Activity by Hour

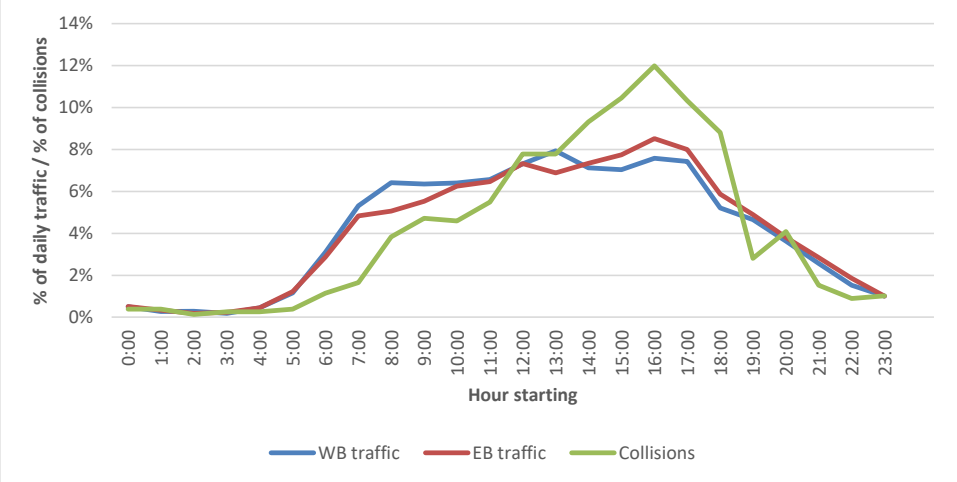

Note: Hourly traffic profile as recorded between Nebo Road and Dartnall Road; collision activity reflects entire corridor

3.6 Collisions Involving Pedestrians or Cyclists

Table 11 isolates the total number of collisions involving pedestrians or cyclists. Only 11 reported collisions involved pedestrians, and only 10 collisions involved cyclists.

Of the 11 pedestrian collisions, roughly half (5 collisions) were concentrated at the intersection with Upper Wentworth Street. One of these involved a van that lost control on icy pavement. The other four involved motorists that failed to yield to pedestrians while completing a turn (two southbound right turns; one southbound left turn; one eastbound left turn).

The cyclist collisions were relatively evenly distributed throughout the corridor, with no more than 2 collisions reported at any one location.

Table 11: Collisions Involving Pedestrians or Cyclists

Location	Peds	Cyclists	Autos only	Total
Upper James Street	0	1	159	**160**
0.50 km midblock	0	0	38	**38**
Springside Drive	0	0	23	**23**
0.36 km midblock	0	0	7	**7**
Upper Wellington Street	0	0	40	**40**
0.36 km midblock	0	0	22	**22**
Municipal Centre	0	1	18	**19**
0.49 km midblock	0	0	32	**32**
Upper Wentworth Street	5	0	58	**63**
0.82 km midblock	0	1	24	**25**
Upper Sherman Avenue	2	0	47	**49**
0.33 km midblock	0	1	22	**23**
Miles Road	1	2	45	**48**
0.50 km midblock	0	0	30	**30**
Upper Gage Avenue	0	1	47	**48**
0.84 km midblock	1	1	32	**34**
Upper Ottawa Street	1	2	40	**43**
0.39 km midblock	0	0	16	**16**
Nebo Road	0	0	38	**38**
0.56 km midblock	0	0	13	**13**
Dartnall Road	1	0	12	**13**
Total	**11**	**10**	**763**	**784**
% of total	**1%**	**1%**	**97%**	**100%**

3.7 Collision Frequency by Severity

Table 12 breaks down the severity of the collisions within the corridor.

- 67% of the collisions were non-reportable;
- 20% resulted in non-fatal injury;
- 13% resulted in property damage only (PDO); and
- No collisions resulted in a fatality.

Table 12: Collision Frequency by Severity

Location	Non-fatal injury	Property damage only	Non-reportable	Total
Upper James Street	21	25	114	**160**
0.50 km midblock	7	7	24	**38**
Springside Drive	3	2	18	**23**
0.36 km midblock	3	0	4	**7**
Upper Wellington Street	5	2	33	**40**
0.36 km midblock	9	2	11	**22**
Municipal Centre	2	1	16	**19**
0.49 km midblock	4	4	24	**32**
Upper Wentworth Street	10	8	45	**63**
0.82 km midblock	7	6	12	**25**
Upper Sherman Avenue	9	4	36	**49**
0.33 km midblock	9	3	11	**23**
Miles Road	8	8	32	**48**
0.50 km midblock	14	6	10	**30**
Upper Gage Avenue	9	3	36	**48**
0.84 km midblock	10	8	16	**34**
Upper Ottawa Street	9	2	32	**43**
0.39 km midblock	5	4	7	**16**
Nebo Road	4	4	30	**38**
0.56 km midblock	3	2	8	**13**
Dartnall Road	4	1	8	**13**
Total	**155**	**102**	**527**	**784**
% of total	**20%**	**13%**	**67%**	**100%**

Figure 9 illustrates the number of injury collisions at each location; ***Figure 10*** illustrates all collisions including PDO and non-reportable[1] collisions. Although the Upper James Street intersection experienced a much higher collision frequency than any other location along the corridor, a high proportion of these were PDO and non-reportable collisions. The midblock sections along the central part of the corridor experienced a higher proportion of injury collisions (particularly between Miles Road and Upper Gage Avenue).

[1] Collisions are considered non-reportable when certain conditions do not exist (e.g., no injuries; damage is less than $2,000; no damage to public or private property; did not involve a pedestrian; did not involve a criminal act such as DUI; etc.).

Figure 9: Injury Collisions by Location

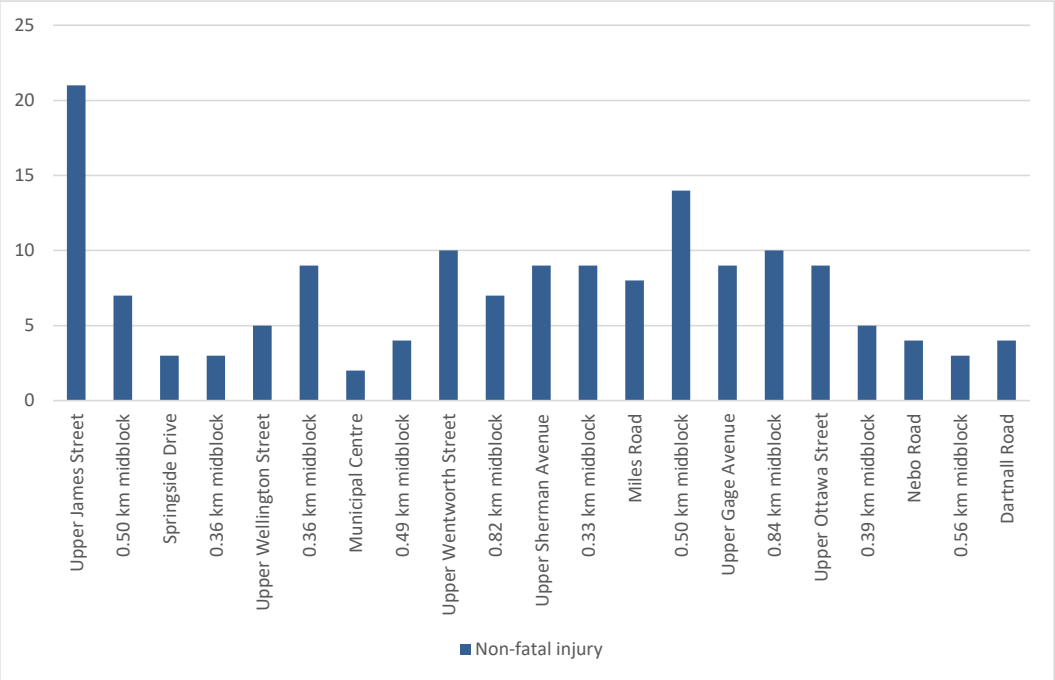

Figure 10: Collision Severity by Location

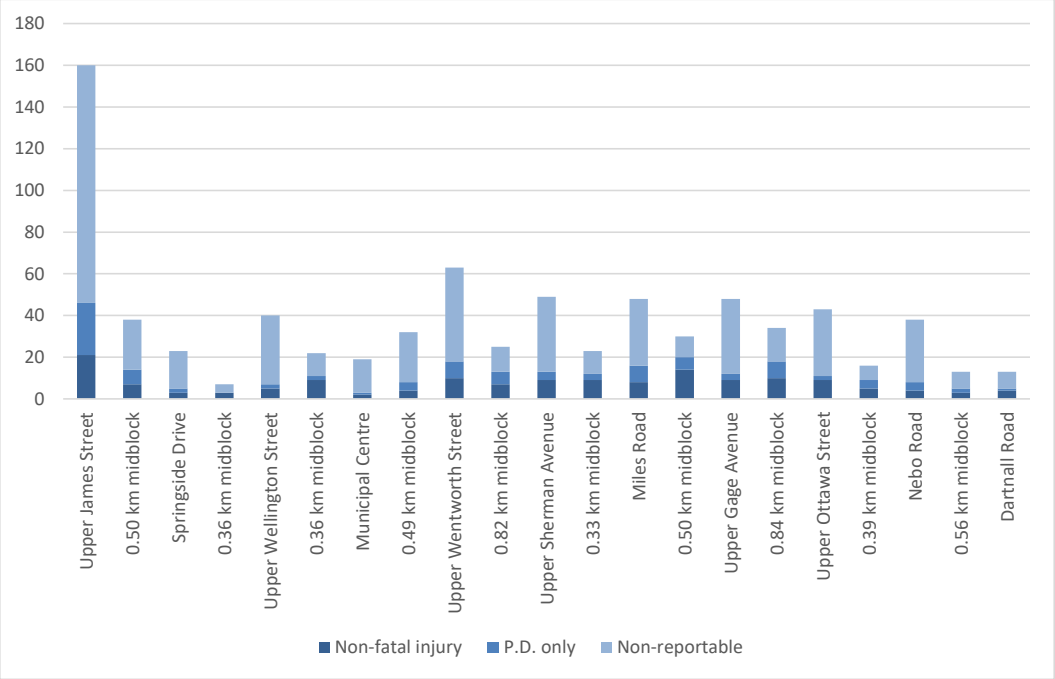

3.8 Collision Frequency by Environmental Conditions

Table 13 presents the collision frequency based on the environmental conditions at the time of the collision. For the majority of collisions, adverse environmental conditions were not reported as being a contributing factor. Environmental conditions were not noted for 39% of collisions. Of those collisions where environmental conditions were reported, 84% occurred during clear weather, 9% occurred during rainy conditions, and 7% occurred during winter weather or other conditions.

Table 13: Collision Frequency by Environmental Conditions

Location	Clear	Rain	Snow	Freezing rain	Drifting snow	Strong wind	Fog, mist, smoke, dust	(Blank)	Total
Upper James Street	71	5	3	0	1	0	0	80	**160**
0.50 km midblock	24	0	2	0	0	0	0	12	**38**
Springside Drive	10	0	1	1	0	0	0	11	**23**
0.36 km midblock	5	0	0	0	0	0	0	2	**7**
Upper Wellington Street	18	3	2	0	0	0	0	17	**40**
0.36 km midblock	12	5	0	0	0	0	0	5	**22**
Municipal Centre	12	1	0	0	0	0	0	6	**19**
0.49 km midblock	12	2	1	0	0	0	0	17	**32**
Upper Wentworth Street	33	2	2	1	0	0	0	25	**63**
0.82 km midblock	16	1	2	1	0	1	0	4	**25**
Upper Sherman Avenue	26	3	0	0	0	0	1	19	**49**
0.33 km midblock	14	2	0	0	0	0	0	7	**23**
Miles Road	26	3	0	0	0	0	0	19	**48**
0.50 km midblock	19	2	3	0	0	0	0	6	**30**
Upper Gage Avenue	21	3	2	0	0	1	0	21	**48**
0.84 km midblock	18	3	2	0	0	0	0	11	**34**
Upper Ottawa Street	23	2	2	0	0	0	1	15	**43**
0.39 km midblock	9	2	0	0	0	1	0	4	**16**
Nebo Road	13	3	0	0	0	0	1	21	**38**
0.56 km midblock	6	1	1	0	0	0	0	5	**13**
Dartnall Road	9	0	0	1	0	0	0	3	**13**
Total	**397**	**43**	**23**	**4**	**1**	**3**	**3**	**310**	**784**
% of total	**51%**	**5%**	**3%**	**1%**	**0%**	**0%**	**0%**	**39%**	**100%**
% of known (n=474)	**84%**	**9%**	**5%**	**1%**	**0%**	**1%**	**1%**	**—**	**100%**

3.9 Collision Frequency by Lighting Conditions

Table 14 presents the collision frequency based on the lighting conditions at the time of the collision. For the majority of collisions, poor lighting conditions were not reported as being a contributing factor. Lighting conditions were not noted for 67% of collisions. Of those collisions where lighting conditions were reported, 75% occurred in daylight, 18% occurred at night, and 6% occurred during dawn or dusk.

Table 14: Collision Frequency by Lighting Conditions

Location	Daylight	Dawn	Dusk	Dark	(Blank)	Total
Upper James Street	32	1	4	9	114	160
0.50 km midblock	12	0	0	2	24	38
Springside Drive	4	0	0	1	18	23
0.36 km midblock	3	0	0	0	4	7
Upper Wellington Street	5	0	0	2	33	40
0.36 km midblock	9	0	1	1	11	22
Municipal Centre	2	0	0	1	16	19
0.49 km midblock	7	0	0	1	24	32
Upper Wentworth Street	12	1	1	4	45	63
0.82 km midblock	9	0	0	4	12	25
Upper Sherman Avenue	8	0	0	5	36	49
0.33 km midblock	11	0	1	0	11	23
Miles Road	14	1	1	0	32	48
0.50 km midblock	16	0	0	4	10	30
Upper Gage Avenue	7	0	0	5	36	48
0.84 km midblock	15	0	1	2	16	34
Upper Ottawa Street	9	1	0	1	32	43
0.39 km midblock	6	0	1	2	7	16
Nebo Road	5	1	0	2	30	38
0.56 km midblock	4	0	1	0	8	13
Dartnall Road	4	0	0	1	8	13
Total	**194**	**5**	**11**	**47**	**527**	**784**
% of total	**25%**	**1%**	**1%**	**6%**	**67%**	**100%**
% of known (n=257)	**75%**	**2%**	**4%**	**18%**	**—**	**100%**

Note: Percentages may not add to 100% due to rounding.

3.10 Collision Frequency by Road Surface Conditions

Table 15 presents the collision frequency based on the road surface conditions at the time of the collision. For the majority of collisions, adverse road surface conditions were not reported as being a contributing factor. Road surface conditions were not noted for 67% of collisions. Of those collisions where road surface conditions were reported, 75% occurred on dry pavement, 18% occurred on wet pavement, and 8% occurred on snowy, slushy or icy pavement.

Table 15: Collision Frequency by Road Surface Conditions

Location	Dry	Wet	Slush	Loose snow	Packed snow	Ice	(Blank)	Total
Upper James Street	37	6	1	0	1	1	114	**160**
0.50 km midblock	14	0	0	0	0	0	24	**38**
Springside Drive	4	0	0	0	0	1	18	**23**
0.36 km midblock	2	1	0	0	0	0	4	**7**
Upper Wellington Street	4	3	0	0	0	0	33	**40**
0.36 km midblock	7	4	0	0	0	0	11	**22**
Municipal Centre	3	0	0	0	0	0	16	**19**
0.49 km midblock	6	2	0	0	0	0	24	**32**
Upper Wentworth Street	15	2	0	0	0	1	45	**63**
0.82 km midblock	8	1	2	1	1	0	12	**25**
Upper Sherman Avenue	10	3	0	0	0	0	36	**49**
0.33 km midblock	10	1	1	0	0	0	11	**23**
Miles Road	13	3	0	0	0	0	32	**48**
0.50 km midblock	14	4	1	0	1	0	10	**30**
Upper Gage Avenue	9	2	0	1	0	0	36	**48**
0.84 km midblock	14	2	0	1	0	1	16	**34**
Upper Ottawa Street	7	2	0	0	1	1	32	**43**
0.39 km midblock	6	3	0	0	0	0	7	**16**
Nebo Road	5	3	0	0	0	0	30	**38**
0.56 km midblock	3	2	0	0	0	0	8	**13**
Dartnall Road	3	1	0	1	0	0	8	**13**
Total	**194**	**45**	**5**	**4**	**4**	**5**	**527**	**784**
% of total	**25%**	**6%**	**1%**	**1%**	**1%**	**1%**	**67%**	**100%**
% of known (n=257)	**75%**	**18%**	**2%**	**2%**	**2%**	**2%**	**—**	**100%**

3.11 Collision Frequency by Initial Impact Type

Table 16 presents the collisions broken down by initial impact type. The following was noted:

- More than half of all collisions (56%) were rear-end collisions;
- 15% of collisions were angle collisions;
- 11% of collisions were sideswipe collisions, but this is skewed by the results at Upper James Street; elsewhere in the corridor, sideswipe collisions comprised only 8% of collisions;
- 8% of collisions involved turning vehicles;
- 12% of collisions were in other categories (primarily single motor vehicle collisions).

Table 16: Collision Frequency by Initial Impact Type

Location	Approaching	Angle	Rear end	Sideswipe	Turning movement	SMV unattended vehicle	SMV other	Other	Total
Upper James Street	4	23	71	35	22	0	4	1	160
0.50 km midblock	1	14	10	6	4	0	1	2	38
Springside Drive	0	3	15	0	2	0	1	2	23
0.36 km midblock	0	1	6	0	0	0	0	0	7
Upper Wellington Street	1	4	23	5	4	0	1	2	40
0.36 km midblock	0	0	21	0	1	0	0	0	22
Municipal Centre	0	2	10	3	3	0	0	1	19
0.49 km midblock	0	3	23	3	2	1	0	0	32
Upper Wentworth Street	2	6	39	6	3	0	6	1	63
0.82 km midblock	2	4	11	3	0	0	4	2	25
Upper Sherman Avenue	0	1	42	0	2	0	4	0	49
0.33 km midblock	1	1	20	1	0	0	0	0	23
Miles Road	0	5	36	0	3	0	1	3	48
0.50 km midblock	0	6	18	2	1	0	0	3	30
Upper Gage Avenue	1	10	21	6	7	1	1	1	48
0.84 km midblock	0	6	11	5	2	0	8	2	34
Upper Ottawa Street	2	6	28	1	2	0	2	2	43
0.39 km midblock	0	7	7	1	1	0	0	0	16
Nebo Road	0	10	18	6	3	0	0	1	38
0.56 km midblock	0	5	4	2	1	0	1	0	13
Dartnall Road	0	1	5	2	0	1	2	2	13
Total	**14**	**118**	**439**	**87**	**63**	**3**	**36**	**24**	**784**
% of total	**2%**	**15%**	**56%**	**11%**	**8%**	**0%**	**5%**	**3%**	**100%**

Rear-end collisions comprised more than half of the collisions along the corridor, and 357 (81%) of them involved eastbound or westbound vehicles on Rymal Road. Adverse road surface conditions can generally contribute to rear-end collision risk, but in this case they were only identified as being a factor in 30 (8%) of these collisions. The frequency of these rear-end collisions was observed to be highest between the midday period and the end of the PM peak period. Potential contributing factors may include the eastbound lane drop east of Upper James Street; the extent of direct property access,

combined with traffic characteristics (the relatively high volumes in a single lane; longer queues at intersections) may also be a factor.

3.12 Summary of Collision Activity

Between 2015 and 2019 (inclusive), 784 collisions were reported within the study area, for an average of 156 collisions per year. By far the highest frequency of collisions was observed at the Upper James Street intersection (20% of all collisions).

Collisions were roughly 40% more frequent in 2019 than in the four preceding years. Collisions were relatively evenly distributed throughout the year; occurred more frequently on Fridays and Saturdays compared to other days of the week; and occurred less frequently during the morning, and more frequently during the late afternoon and PM peak period, than the hourly traffic volume profile might suggest.

Eleven collisions involved pedestrians, roughly half of which occurred at Upper Wentworth Street. Ten collisions involved cyclists, and were relatively evenly distributed throughout the corridor.

The majority of collisions were non-reportable or resulted in property damage only; 20% resulted in injury, and no collisions resulted in a fatality. Midblock collisions were more likely to result in injury than intersection collisions.

Most collisions occurred under ideal environmental, lighting, and road surface conditions.

More than half (56%) of all collisions were rear-end collisions. Most of these involved eastbound or westbound vehicles (i.e., few occurred on intersecting streets), and most occurred on dry pavement (i.e., wet or slippery roadways were less of a factor than might normally be expected). Potential contributing factors may include the eastbound lane drop east of Upper James Street; the extent of direct property access, combined with traffic characteristics (the relatively high volumes in a single lane; longer queues at intersections) may also be a factor.

On the basis of the foregoing, no significant patterns were observed in the collision history that would warrant further investigation of potential countermeasures.

4.0 Future Policy Context

The following City of Hamilton plans and policies were reviewed for applicability to the Rymal Road review.

4.1 Official Plan

From the perspective of the urban structure, the City of Hamilton Official Plan designates Rymal Road throughout the study area as one of a number of "secondary corridors", which generally correspond with the lower-priority rapid transit corridors (see ***Section 4.3***). They are intended to be mixed-use corridors with retail and service clusters at key intersections and medium-density housing between these clusters, and with a focus on moderate-scale intensification, introduction of multiple-storey mixed use buildings, and measures to create "vibrant pedestrian and transit oriented places through investment in infrastructure, residential intensification, infill and redevelopment, and careful attention to urban design."

Schedule "C" of the Urban Hamilton Official Plan ("Functional Road Classification") identifies a southerly extension of Upper Sherman Road from Rymal Road to the urban boundary. However, the corresponding schedule of the Rural Hamilton Official Plan ("Rural Functional Road Classification") does not indicate a further southerly extension into the rural area.

4.2 Transportation Master Plan

The City of Hamilton completed an update to their Transportation Master Plan (TMP) in 2018. From an infrastructure perspective, it included recommendations related to active transportation, transit, roads, complete-livable better streets, and connectivity. As part of the TMP update, separate background reports were prepared discussing elements such as goods movement, the cycling network, and road safety.

The TMP does not identify Rymal Road for widening within the study area. It does recommend the widening of Rymal Road / Garner Road west of West 5th Street (which has subsequently been completed as far west as Upper Paradise Road), as well as the widening of Upper Wellington Street between Rymal Road and the Lincoln Alexander Parkway. It also identified the potential extension of the Upper Red Hill Valley Parkway southerly and westerly to Highway 6 south of Mount Hope as an alternate truck route between the Red Hill Valley Parkway and the airport, although this link was identified at a conceptual level only.

4.3 BLAST Network

The Rymal Road corridor is part of the City's proposed rapid transit network "BLAST", developed in 2008 in conjunction with the Metrolinx Regional Transportation Plan (RTP), known as "The Big Move". The BLAST network, shown in ***Figure 11***, consists of five rapid transit corridors that were identified in the Metrolinx RTP. The S-line was envisioned to extend east-west along the southern limits of the City along Garner Road and Rymal Road, before turning to the north and continuing along Centennial Parkway to Eastgate Square. This network has since been carried forward as part of the City's Transportation Master Plan update in 2018.

Figure 11: Proposed BLAST Rapid Transit Network

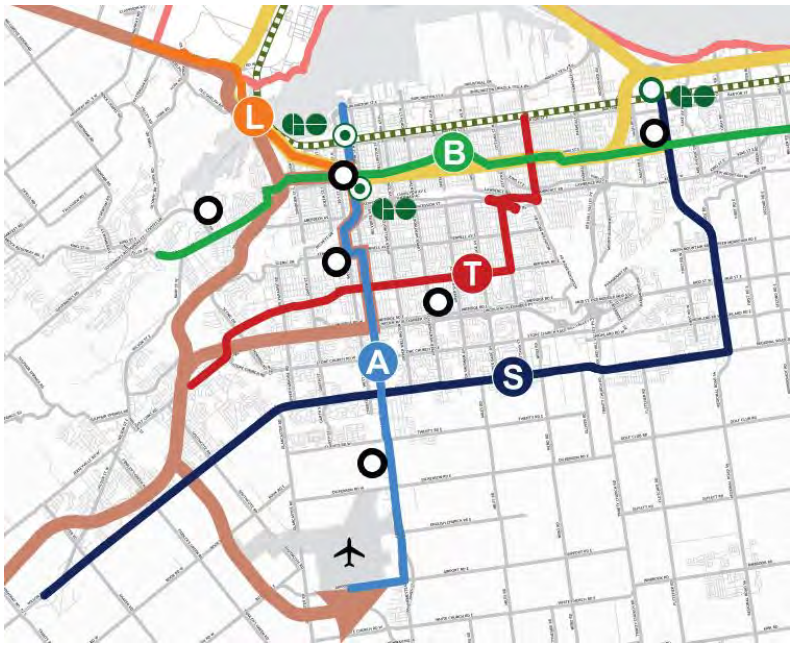

Source: Map 2, 2018 Transportation Master Plan

To date the primary focus has been on the B-line (King/Main Street corridor) and A-line (Upper James Street corridor); the B-line is an existing high-ridership corridor with a long history of express service, and the A-line is an emerging corridor serving a strategic market between downtown and the upper city. The Big Move identified these corridors in the 15-year priority network. The T-line, along Mohawk Road and Kenilworth Avenue, was identified as a secondary corridor in Metrolinx's 25-year network. By comparison, the S-line was identified more conceptually as a potential longer-term corridor; Metrolinx anticipated it to occur beyond the 25-year horizon.

In preparation for the implementation of the BLAST network, the City of Hamilton prepared a report ("Rapid Ready") in 2013, documenting policies and initiatives to support the planned development of a rapid transit network in Hamilton (focusing primarily on the A-line and B-line light rail corridors). It identified the following seven "key actions" as interim measures to support those corridors:

1) ***Building a rapid-ready transit network:*** Enhance and increase bus services, restructure the route network around rapid transit corridors
2) ***Creating an accessible transportation system:*** Transit and the transportation system will be fully accessible
3) ***Making transit faster and more reliable:*** Transit must offer journey times competitive to driving to be an attractive choice
4) ***Creating a refined transit customer experience:*** Provide customer service and amenities to make it easier and more attractive to use transit
5) ***Providing safe and convenient walking and cycling environments:*** Encourage walking and cycling for short- and medium-distance trips while creating strong linkages to transit
6) ***Integrating corridor and community planning:*** Planning for and building the city around transit
7) ***Developing seamless multi-modal connections:*** Integrating different modes of transportation to maximize connections to transit.

The Rapid Ready report continued to recommend the same timing for the S-line as was identified in the Metrolinx RTP (i.e., identified the corridor as a lower priority and a timing beyond the 25-year horizon).

Given its relatively low priority compared to the other corridors, the type of infrastructure and service associated with the S-line has not been determined, but is likely to be some sort of bus-based service, whether buses operating in reserved lanes, limited-stop service in mixed traffic overlaying the existing local service (similar to the existing A-line), or some intermediate combination (e.g., implementing high-frequency service on the existing route; construction of enhanced passenger amenities and/or strategic priority measures).

4.4 HSR Operational Plans

As of the writing of this report, HSR was in the midst of a master plan ("(Re)envision the HSR"). To date, a rider survey has been undertaken and consultations have been held with community members. The project is currently in the network design stage, with a target roll-out of a modified network in 2021.

4.5 Truck Route Network

A Goods Movement Review was completed in September 2015 as part of the update to the City of Hamilton's Transportation Master Plan. This study included a review of the city's truck route network; the truck route network review built from an earlier Truck Route Master Plan (TRMP) that was completed in 2010.

The 2010 TRMP recommended that all truck routes existing within the study area at that time be maintained:

- The full Rymal Road corridor (including Garner Road) throughout the city;
- Upper James Street;

- Upper Wentworth Street (north of Rymal Road);
- Upper Gage Avenue (north of Rymal Road);
- Upper Ottawa Street; and
- Dartnall Road (north of Rymal Road).

It also recommends the addition of the following links (both of which have since been implemented):

- Nebo Road (from Stone Church Road south to Twenty Road); and
- Dartnall Road (extension of existing truck route southerly from Rymal Road to Twenty Road).

The subsequent 2015 Goods Movement Review recommended that the truck route network identified in the TRMP be retained.

The City is in the process of undertaking an update to the TRMP. This study is in the preliminary stage, with the first round of public consultation occurring in September 2020.

4.6 Cycling Master Plan

The City of Hamilton's Cycling Master Plan was updated in 2018 as a component of its overall Transportation Master Plan (TMP). The plan recommended an off-street multi-use trail along Rymal Road from Upper Sherman Avenue westerly to West 5th Street, and on-street bicycle lanes from that point westerly to Upper Paradise Road. (As part of recent reconstruction of Rymal Road west of the study area, an off-street multi-use trail was constructed for approximately 400 to 500 metres on either side of Garth Street, but was not extended any farther to the east.)

Additional cycling infrastructure was also identified on the following north-south routes intersecting with Rymal Road:

- An off-street multi-use trail along the north-south hydro corridor between Upper Wentworth Street and Upper Sherman Avenue, extending from south of Rymal Road to Mohawk Road;
- A southerly extension of the Upper Sherman Avenue bicycle lanes, south and east to Miles Road (recently completed as part of the Upper Sherman Avenue extension);
- Construction of bicycle lanes on Upper Ottawa Street and Nebo Road, from Twenty Road northerly to Mountain Brow Boulevard.

Figure 12 is an excerpt from the 2018 Cycling Master Plan illustrating the recommended cycling infrastructure in the study area.

Figure 12: Recommended Cycling Infrastructure from 2018 Cycling Master Plan

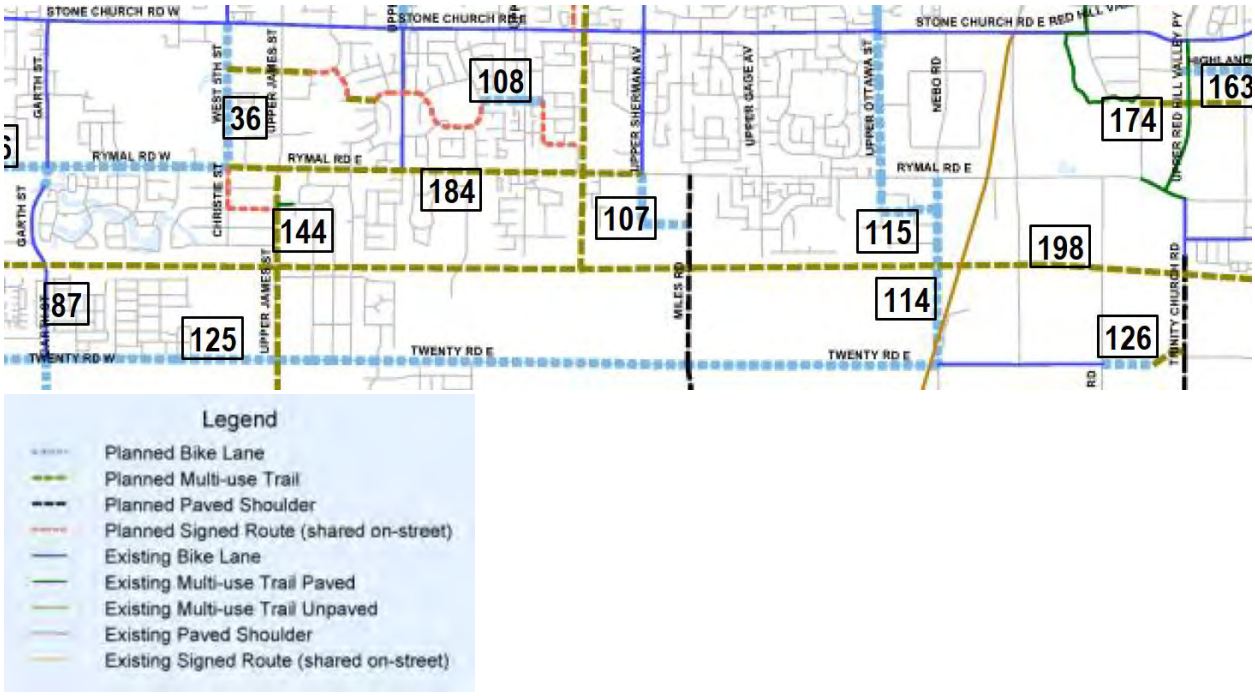

Source: Appendix A, Map 2, Cycling Master Plan Review and Update

4.7 Pedestrian Mobility Plan

The Hamilton Pedestrian Mobility Plan ("Step Forward") was completed in December 2012 by G. O'Connor Consultants Inc. and was prepared as a tool to be used to improve pedestrian environments in the city and to help achieve the pedestrian goals and objectives of the City of Hamilton's Transportation Master Plan and Official Plan.

The plan classifies the City of Hamilton into different context areas ranging from rural to urban for the purpose of identifying typical levels of pedestrian activity and appropriate types of pedestrian infrastructure. The full extent of the study area is classified as a "suburban" context area. The plan identified challenges generally associated with this context, including curvilinear local street patterns that can result in indirect travel paths; poor street and pedestrian connectivity; greater street widths than in older areas of the city; and longer distances between controlled crossings on arterial roads.

A toolbox was developed to facilitate the evaluation of existing pedestrian infrastructure and to be a guide for the design of new streets or reconfigurations of existing streets.

The 2018 TMP update recommended the development of new design criteria for Complete-Liveable-Better streets, which would build upon and/or supersede the 2012 report.

5.0 Future Traffic Volumes

Future traffic volumes were estimated by considering two potential components of traffic growth:

- Traffic generated by site specific developments within the study area; and
- Additional general background traffic growth as a result of changes in conditions or growth elsewhere in the region.

The general background growth rate was then calibrated against traffic forecasts for the Rymal Road corridor generated in the City's regional transportation model (which uses the EMME modeling platform).

The City's EMME model projects traffic volumes at a 2031 horizon. However, for the purposes of this study, a 20-year (2041) horizon has been considered.

5.1 Development Traffic

City staff provided a list of active development applications that could directly affect traffic volumes within the study area. ***Table 17*** presents the location and description of the development applications that were considered in the analyses. In total, they would result in the following development yield along the corridor:

- 587 residential units;
- A 33,300 sq. ft. place of worship;
- 185,000 sq. ft. of retail and commercial space; and
- Two service stations and two other auto service facilities.

Table 17: Study Area Development Applications

Address	Location	Proposed development
11 Springside Drive	SE corner Rymal / Springside / Atessa	15 stacked townhouse units
323 Rymal Road East	N side Rymal, NE corner of entrance to municipal centre	21 apartment units
544-550 Rymal Road East	S side Rymal opposite Acadia (access also via Upper Wentworth, Arrowhead)	8 single detached units 10 townhouses 69 stacked townhouse units 203 apartment units
620 Rymal Road East	S side Rymal between Arrowhead and Upper Sherman	33.3 ksf church
675 Rymal Road East	NE corner Rymal / Upper Sherman (No Frills plaza)	5.21 ksf commercial building (outparcel pad)
708 Rymal Road East	S side Rymal between Upper Sherman and Eva (Miles)	32 single detached units 18 townhouses
705 Rymal Road East	N side Rymal between Upper Sherman and Eva (Miles)	70 apartment units 95 townhouses
741 Rymal Road East	NW corner Rymal / Eva / Miles	4.57 ksf office

		32 apartment units
820 Rymal Road East	SW corner Rymal / Sulmona (e/o Miles)	14 townhouses
385 Nebo Road	SE corner Rymal / Nebo	Commercial plaza including: A gas bar with drive-through restaurant Ancillary auto service uses (car wash, quick lube etc.) 5.4 ksf stand-alone restaurant space 29.4 ksf retail / service commercial space 24.1 ksf office space 15.5 ksf medical clinic 84.8 ksf building supply store
1324 Rymal Road East	SW corner Rymal / Dartnall	Gas bar with convenience store and car wash A&W restaurant with drive-through (in convenience store)

Note: ksf = 1,000 sq. ft.

Three of the development applications (323 Rymal Road East, 544-550 Rymal Road East; 385 Nebo Road) have submitted traffic studies documenting anticipated traffic volumes generated by the proposed development. The other sites are in more preliminary stages or have not otherwise submitted traffic studies.[2] For the purpose of this assessment, the trip generation forecasts have been carried forward where available, and have been estimated where forecasts have not yet been prepared.

Given the high level of the analyses, pass-by trips were discounted from the overall trip generation forecasts but were not specifically assigned to the road network. (Pass-by trips are made by motorists that are already passing the site and are making a stop along the way at the subject site; these trips are observed on the site driveways but do not represent an increase in traffic on the road network. By comparison, primary trips are new trips made by motorists that would not otherwise be traveling in the area.) This is a reasonable representation of traffic forecasts at a link level but may understate turning movement volumes at some intersections where proposed commercial development is directly adjacent.

Table 18 presents the trip generation and pass-by rates applied to the planned developments in the study area. These rates were obtained from the ITE *Trip Generation Manual* (10th edition) and *Trip Generation Handbook* (3rd edition).

[2] The inclusion of data for these sites does not necessarily indicate the endorsement of City of Hamilton staff or negate any comments that may be provided through the development application process. Similarly, the inclusion of preliminary traffic forecasts for other sites does not obviate the requirement to prepare site-specific transportation studies as part of the development application process.

Table 18: Trip Generation Rates

Type of development; ITE land use code	AM peak hour					PM peak hour				
	Trip gen rate	% pass-by	Primary trip gen rates: Total	% In	% Out	Trip gen rate	% pass-by	Primary trip gen rates: Total	% In	% Out
Single / semi-detached (ITE 210)	0.74	0%	0.74	25%	75%	0.99	0%	0.99	63%	37%
Townhouse (ITE 220)	0.46	0%	0.46	23%	77%	0.56	0%	0.56	63%	37%
Apartment (ITE 221)	0.36	0%	0.36	26%	74%	0.44	0%	0.44	61%	39%
Church (ITE 560)	0.33	0%	0.33	60%	40%	0.49	0%	0.49	45%	55%
General Office Building (ITE 710)	1.16	0%	1.16	86%	14%	1.15	86%	0.16	13%	87%
Medical-Dental Office Building (ITE 720)	2.78	0%	2.78	78%	22%	3.46	37%	2.28	28%	72%
General Commercial (ITE 820)	0.94	34%	0.62	62%	38%	3.81	34%	2.51	48%	52%
Home Improvement Superstore (ITE 862)	1.57	0%	1.57	57%	43%	2.33	17%	1.93	49%	51%
Drive-in Bank (ITE 912)	9.5	35%	6.18	58%	42%	20.45	35%	13.29	50%	50%
Fast Food Restaurant with Drive-through (ITE 934)	40.19	49%	20.50	51%	49%	32.67	80%	6.53	52%	48%
Coffee/Donut Shop with Drive-through (ITE 936)	101.14	89%	11.13	51%	49%	43.38	89%	4.77	50%	50%
Quick Lubrication Vehicle Shop (ITE 941)	3	0%	3	67%	33%	4.85	0%	4.85	55%	45%
Gas Bar with Convenience Store (ITE 945)	12.47	66%	4.61	51%	49%	88.35	66%	32.69	51%	49%
Self-serve Car Wash (ITE 947)	-	-	-	-	-	5.54	0%	5.54	50%	50%
Car Wash with Detailing (ITE 949)	-	-	-	-	-	13.6	0%	13.6	50%	50%

Table 19 presents the number of trips generated throughout the study area based on the trip generation rates listed in ***Table 18***.

The directional distribution of development trips was estimated separately for residential, commercial (retail) and employment-based land uses based on data from the 2016 Transportation Tomorrow Survey (TTS). The TTS zones extending from Upper James Street to Dartnall Road, and from the Lincoln Alexander Parkway to south of Rymal Road, were assumed to be a reasonable proxy for future development traffic. ***Table 20*** presents the directional distribution applied to development traffic.

Table 19: Net Trip Generation

Land use and magnitude	AM peak hour			PM peak hour		
	In	Out	Total	In	Out	Total
Single / semi-detached (40 units)	8	22	30	25	15	40
Townhomes (312 units)	32	111	143	110	64	174
Apartments (235 units)	22	63	85	63	40	103
Church (33.3 ksf)	7	4	11	7	9	16
General Office Building (24.089 ksf)	24	4	28	1	3	4
Medical-Dental Office Building (15.5 ksf)	34	9	43	9	25	34
General Commercial (20.3 ksf)	11	7	18	29	32	61
Home Improvement Superstore (94.294 ksf)	85	64	149	90	93	183
Drive-in Bank (5.36 ksf)	19	14	33	36	35	71
Fast Food Restaurant with Drive-through (5.36 ksf)	56	54	110	18	17	35
Coffee/Donut Shop with Drive-through (2.797 ksf)	16	15	31	7	6	13
Quick Lubrication Vehicle Shop (6 bays)	12	6	18	16	13	29
Gas Bar with Convenience Store (12 bays)	26	25	51	184	176	360
Self-serve Car Wash (5 bays)	-	-	-	14	14	28
Car Wash with Detailing (4 bays)	-	-	-	27	27	54
Total auto trips	**411**	**452**	**863**	**845**	**772**	**1617**

Table 20: Directional Distribution for Development Traffic

To/from:	AM peak hour		PM peak hour	
	In	Out	In	Out
Residential trips				
West	12%	11%	6%	8%
North (to/from LINC)	4%	26%	35%	17%
North (to/from upper/lower city)	45%	40%	41%	37%
South	0%	2%	2%	2%
East	1%	4%	3%	4%
Local (within general study area)	38%	18%	13%	31%
Retail trips				
West	8%	0%	7%	10%
North (to/from LINC)	12%	7%	15%	10%
North (to/from upper/lower city)	47%	34%	16%	31%
South	6%	10%	14%	9%
East	2%	3%	10%	7%
Local (within general study area)	25%	46%	38%	33%
Employment trips				
West	6%	7%	1%	6%
North (to/from LINC)	30%	63%	9%	32%
North (to/from upper/lower city)	30%	25%	90%	34%
South	8%	0%	0%	6%
East	10%	5%	0%	8%
Local (within general study area)	16%	0%	0%	15%

(Note: Percentages may not add to 100% due to rounding.)

The trips were then assigned logically to the road network. Longer-distance trips using the Lincoln Alexander Parkway / Red Hill Valley Parkway were assigned to the most logical north-south roadway(s) with interchange access, depending on the location of the development and the relative ease of making right and left turn movements. A similar process was followed for trips destined to the north (both in the lower city and the northern area of the upper city) where appropriate.

Figure 13 presents the volume of traffic estimated to be generated by currently planned developments based on the methodology outlined above.

Figure 13: Projected Development Traffic

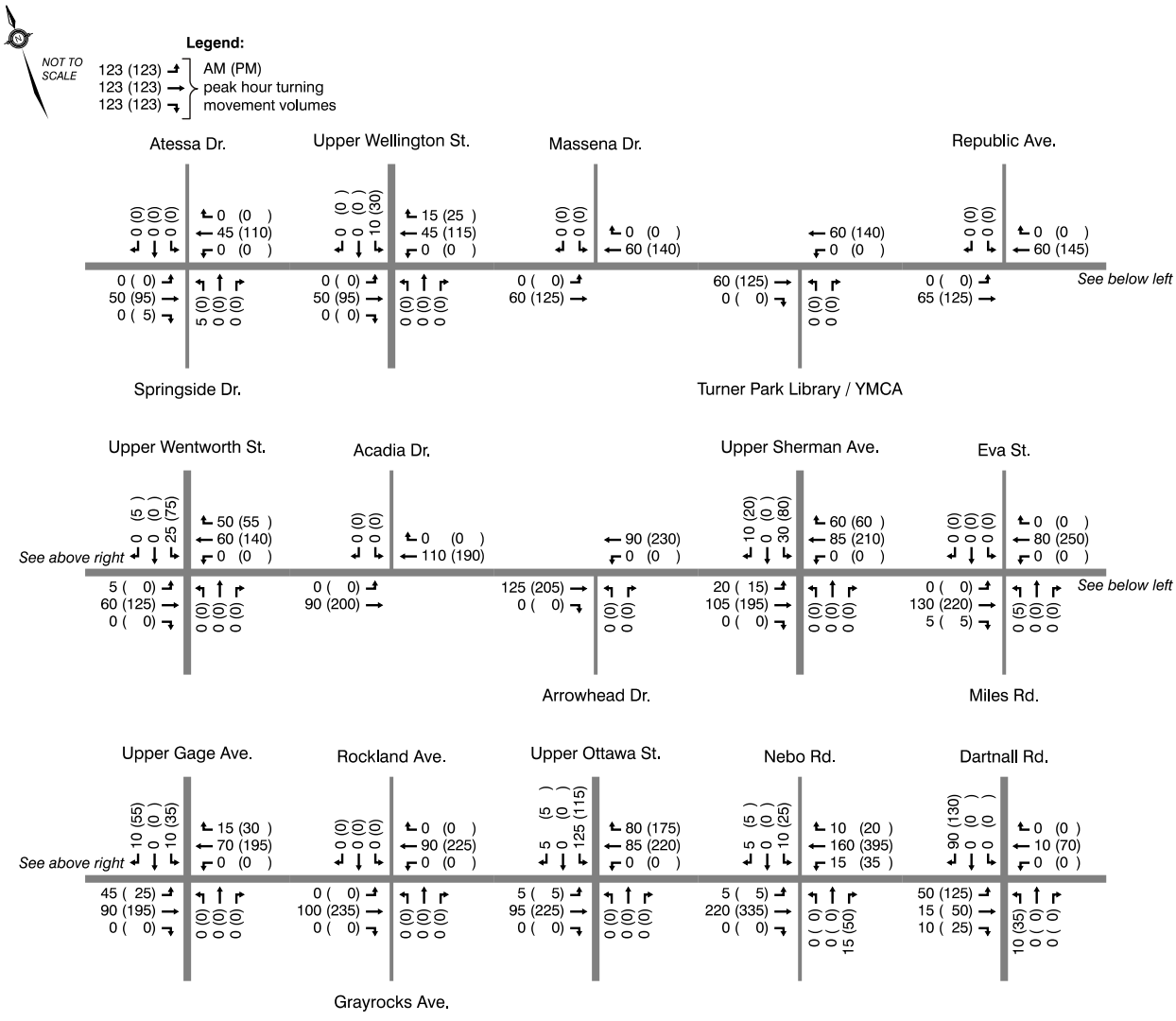

5.2 General Background Growth

General background growth is an increase in traffic volumes through the study area that is not directly attributable to any specific new developments. The background growth rate was estimated through a comparison with link traffic volumes forecast by the City's EMME long-range regional transportation model. The model was developed as part of the TMP update and includes the following scenarios (all of which reflect AM peak hour travel demand):

- 2011 existing conditions
- 2031 "do nothing" conditions (i.e., 2031 travel demand on the 2011 network)
- 2031 "base case" including currently programmed and approved infrastructure modifications
- 2031 Scenario "A": same as the "base case" but with widening of Highway 403
- 2031 Scenario "B": same as the "base case" but with a significant increase in non-auto ridership relying in part on the implementation of the BLAST network; also includes a potential roadway linking the Red Hill Valley Parkway and the airport
- 2031 Scenario "C": same as Scenario "B" but with the widening of the Lincoln Alexander Parkway / Red Hill Valley Parkway to six lanes
- 2031 Scenario "D": includes measures in Scenarios "A", "B" and "C" as well as additional modifications at Lincoln Alexander Parkway / Highway 403 and at Red Hill Valley Parkway / QEW.

Given the differences in the network from one scenario to another, the model yields a range of traffic forecasts along the Rymal Road corridor rather than a specific defined demand. In addition, the model is generally calibrated at a coarser screenline level rather than at the link level, and as such the forecasts on individual links may vary from actual conditions (e.g., when comparing the 2011 model scenario against the traffic volumes presented in ***Figure 6***, the model understates traffic volumes in the central part of the corridor).

The growth rate for this assessment was estimated by applying a preliminary growth rate to the existing volumes shown in ***Figure 6***, adding the development traffic volumes shown in ***Figure 13***, and comparing the resulting link volumes against the Scenario "A", "B" and "C" forecasts. The preliminary growth rate was then adjusted to yield link volumes that are broadly consistent with the EMME results, recognizing the range in forecasted volumes and the relatively coarse nature of the model output. ***Figure 14*** presents the estimated 2031 link volumes on Rymal Road assuming an annual growth rate of 1% eastbound / 2% westbound, and compares them against the forecasts from Scenarios "A" through "C".

For PM peak hour forecasts, the growth rates were reversed (1% westbound and northbound; 2% eastbound and southbound).

Figure 14: Comparison of Estimated Traffic Volumes and Model Projections (Rymal Road)

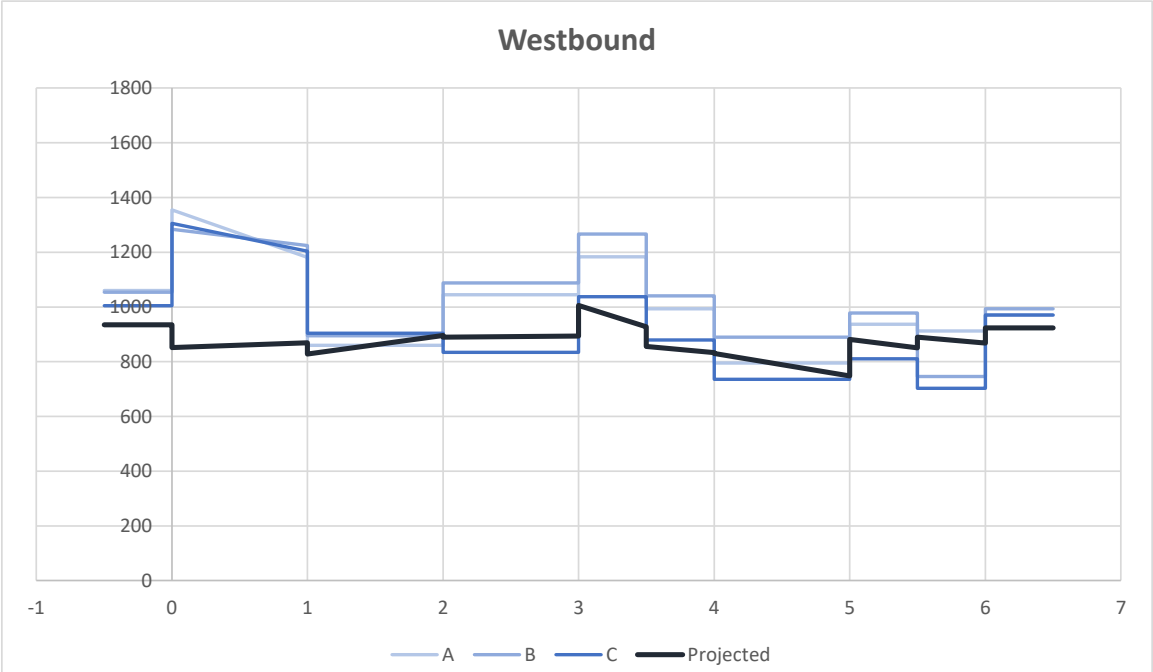

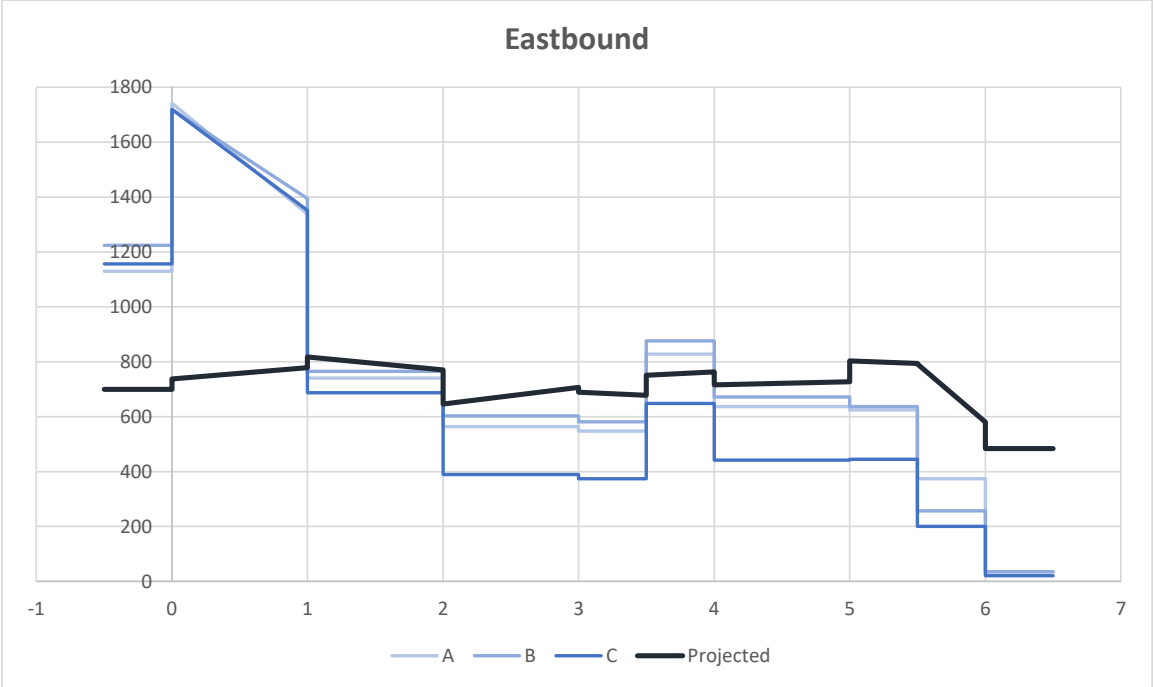

0 = Upper James
1 = Upper Wellington
2 = Upper Wentworth
3 = Upper Sherman
3.5 = Miles
4 = Upper Gage
5 = Upper Ottawa
5.5 = Nebo
6 = Dartnall

5.3 2041 Traffic Projections

Figure 15 presents the estimated 2041 traffic volumes applied in the traffic analyses. These volumes account for the development traffic documented in ***Section 5.1*** and the traffic growth rates documented in ***Section 5.2*** (extrapolated an additional 10 years to 2041).

Figure 15: Estimated 2041 Traffic Volumes

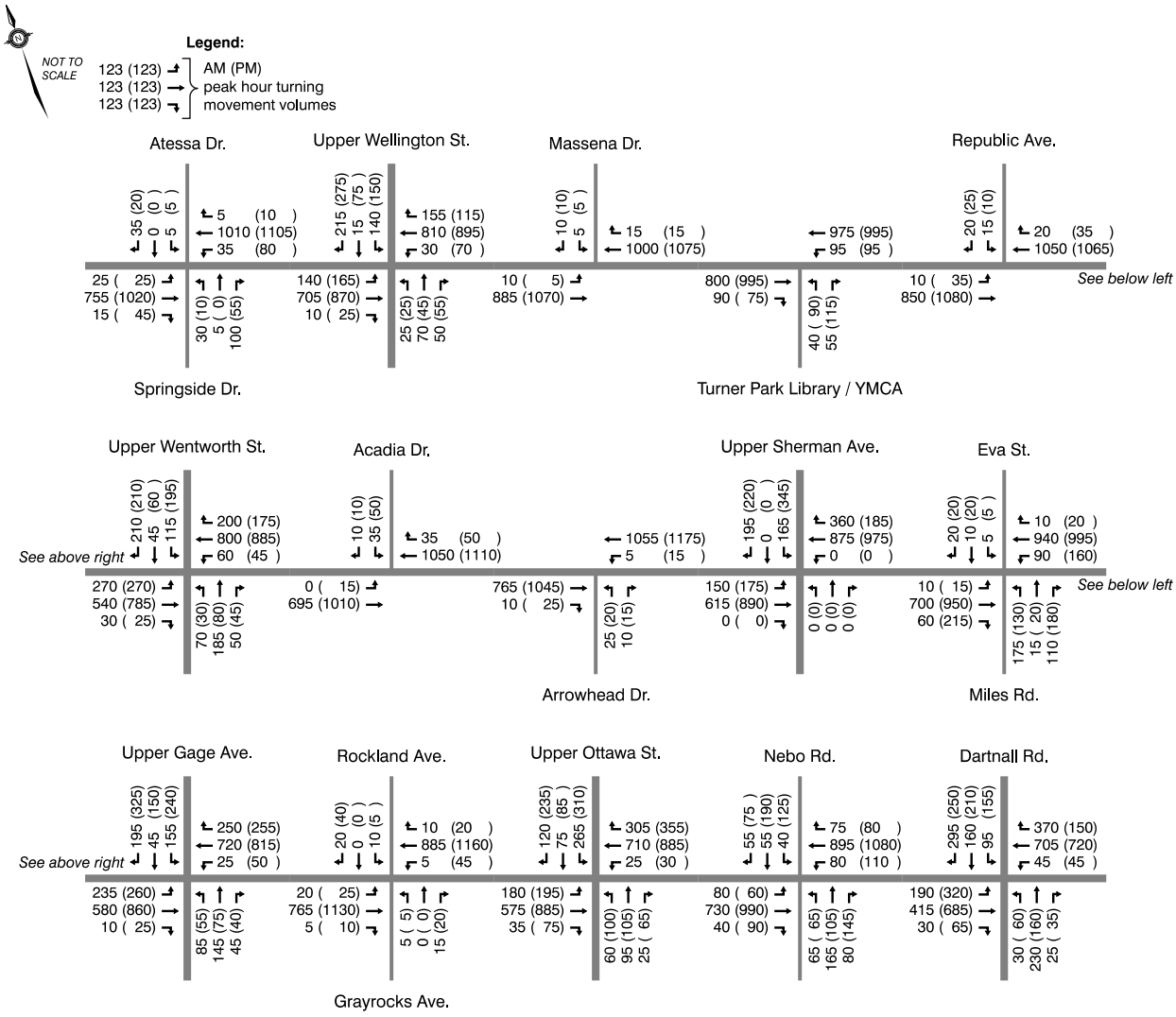

6.0 Assessment of Future Conditions

6.1 Future "Do Nothing" Intersection Operations

Intersection operational analyses were completed under the projected future volumes using Trafficware's Synchro software (version 10). At signalized intersections, the volume-to-capacity (v/c) ratio, average vehicular delay, level of service and 95th percentile queue were noted for each individual movement, and the average delay and level of service were noted for the intersection as a whole. At unsignalized (stop-controlled) intersections, the v/c ratio, delay, level of service and 95th percentile queue were noted for any stop-controlled movements. Synchro reports are provided in ***Appendix C***.

The 2019 lane configuration and intersection geometry was applied, with the following exceptions:

- Eastbound and westbound right turn lanes have subsequently been constructed at Upper Sherman Avenue and have been included in the analyses;
- Planned road construction on Nebo Road south of Rymal Road will result in the addition of a northbound right turn lane at the intersection with Rymal Road, which has been included in the analyses.

Table 21: 2041 Signalized Intersection Operations, Baseline Configuration

Rymal Road at:	Movement	AM peak hour				PM peak hour			
		v/c	LOS	Delay *(s/veh)*	95th %ile queue *(m)*	v/c	LOS	Delay *(s/veh)*	95th %ile queue *(m)*
Atessa Drive / Springside Drive	EB left	0.10	A	4.8	5	0.10	A	3.1	3
	EB through	0.54	A	6.7	129	0.70	A	7.3	153
	EB right	0.01	A	1.2	2	0.03	A	0.7	2
	WB left	0.09	A	5.1	4	0.29	A	4.6	5
	WB through	0.79	B	11.0	110	0.76	A	8.2	126
	NB approach	0.56	C	22.7	26	0.40	C	23.7	18
	SB approach	0.23	B	18.9	11	0.18	C	23.6	10
	Overall	—	**B**	**10.1**	—	—	**A**	**8.1**	—
Upper Wellington Street	EB left	0.72	D	45.1	47	0.83	E	59.5	58
	EB through	0.56	A	9.1	88	0.75	B	12.3	104
	WB left	0.09	B	15.1	6	0.30	B	18.3	14
	WB through	0.97	D	35.8	362	0.98	D	39.8	365
	NB left	0.20	D	43.0	13	0.44	E	64.3	16
	NB through	0.39	D	35.5	39	0.28	C	23.2	26
	SB left	0.74	E	66.3	57	0.60	D	53.1	56
	SB through	0.51	B	10.2	25	0.85	D	46.6	92
	Overall	—	**C**	**27.4**	—	—	**C**	**32.5**	—
Turner Park Library	EB through	0.63	B	12.2	168	0.84	B	19.9	337
	EB right	0.08	A	3.0	8	0.07	A	3.7	4
	WB left	0.25	A	4.2	9	0.40	A	7.8	9
	WB through	0.76	B	19.1	254	0.73	C	20.9	244
	NB left	0.21	D	45.0	19	0.31	D	44.8	34
	NB right	0.26	B	12.6	11	0.34	A	9.8	16
	Overall	—	**B**	**15.4**	—	—	**B**	**19.7**	—

Table 21: 2041 Signalized Intersection Operations, Baseline Configuration *(cont'd)*

Rymal Road at:	Movement	AM peak hour				PM peak hour			
		v/c	LOS	Delay *(s/veh)*	95th %ile queue *(m)*	v/c	LOS	Delay *(s/veh)*	95th %ile queue *(m)*
Upper Wentworth Street	EB left	0.91	E	66.9	129	0.89	E	64.4	96
	EB through	0.47	A	3.5	13	0.74	A	5.1	26
	EB right	0.04	A	0.2	0	0.03	A	0.1	0
	WB left	0.19	A	8.4	4	0.19	A	9.2	3
	WB through	1.14	F	84.5	63	1.11	E	69.2	64
	WB right	0.27	A	0.4	0	0.23	A	0.4	0
	NB left	0.27	D	39.5	29	0.13	D	35.8	15
	NB through	0.65	D	47.9	80	0.34	C	33.3	39
	SB left	0.90	F	101	61	0.83	E	70.5	82
	SB through	0.14	D	36.1	20	0.17	D	36.5	24
	SB right	0.46	A	7.7	20	0.45	A	7.6	20
	Overall	—	**D**	**45.4**	—	—	**D**	**37.4**	—
Upper Sherman Avenue	EB left	0.65	D	41	74	0.76	D	44.2	77
	EB through	0.49	A	10	130	0.82	C	25.0	314
	WB through	0.97	D	40	340	1.16	F	102	382
	WB right	0.44	B	13	57	0.27	B	11.5	19
	SB left	0.63	D	52	54	0.79	D	51.5	155
	SB right	0.45	A	5	11	0.41	A	7.1	21
	Overall	—	C	26.0	—	—	D	54.1	—
Miles Road / Eva Street	EB left	0.06	A	7.0	1	0.18	B	14.6	2
	EB through	0.77	C	23.1	110	1.36	F	188	515
	WB left	0.29	A	3.5	2	0.74	D	47.1	37
	WB through	0.87	B	18.5	306	0.87	B	15.7	285
	WB right	0.01	A	0.0	0	0.02	A	0.1	0
	NB approach	0.98	F	88.6	135	1.06	F	105	151
	SB left	0.02	D	37.4	5	0.03	D	37.8	5
	SB through	0.09	C	20.4	11	0.11	C	23.5	15
	Overall	—	**C**	**29.2**	—	—	**F**	**102**	—
Upper Gage Avenue	EB left	0.64	B	10.2	19	0.93	C	32.1	17
	EB through	0.52	A	8.4	103	0.77	A	9.8	61
	WB left	0.06	B	13.7	8	0.27	C	20.1	17
	WB through	0.79	C	28.3	245	0.85	C	33.7	244
	WB right	0.29	A	7.9	34	0.31	A	9.3	35
	NB left	0.37	D	45.0	35	0.23	D	40.4	24
	NB through	0.43	D	45.3	53	0.18	D	38.5	29
	NB right	0.14	A	7.6	8	0.10	A	4.9	5
	SB left	0.86	F	84.1	71	0.95	F	87.6	117
	SB through	0.14	D	39.0	21	0.37	D	42.0	53
	SB right	0.50	A	9.7	21	0.61	B	13.3	42
	Overall	—	**C**	**23.1**	—	—	**C**	**27.0**	—
Rockland Avenue / Grayrocks Avenue (IPS)	EB left	0.07	A	7.9	6	0.13	A	9.8	8
	EB through	0.57	B	10.7	198	0.79	B	17.4	395
	WB left	0.01	A	7.8	3	0.27	B	14.1	16
	WB through	0.70	B	14.4	300	0.88	C	24.3	410
	WB right	0.01	A	2.3	2	0.02	A	3.5	3

Table 21: 2041 Signalized Intersection Operations, Baseline Configuration *(cont'd)*

Rymal Road at:	Movement	AM peak hour				PM peak hour			
		v/c	LOS	Delay *(s/veh)*	95th %ile queue *(m)*	v/c	LOS	Delay *(s/veh)*	95th %ile queue *(m)*
Upper Ottawa Street	EB left	0.59	B	13.8	23	0.92	E	71.2	84
	EB through	0.75	B	19.4	150	1.12	F	94.8	397
	WB left	0.06	B	18.0	5	0.79	F	101	12
	WB through	0.85	D	41.2	234	1.23	F	144	375
	WB right	0.38	B	19.8	70	0.54	C	23.0	93
	NB left	0.34	D	44.9	28	0.43	D	46.2	42
	NB through	0.31	D	36.4	32	0.42	C	33.5	42
	SB left	1.13	F	139	136	1.10	F	115	159
	SB through	0.22	D	39.9	31	0.20	C	32.1	31
	SB right	0.49	D	47.8	49	0.57	D	41.0	81
	Overall	—	**D**	**41.6**	—	—	**F**	**90.8**	—
Nebo Road	EB left	0.42	B	10.5	10	0.52	B	13.1	6
	EB through	0.67	A	9.9	130	0.89	B	13.6	190
	WB left	0.26	A	2.1	2	1.05	F	112	56
	WB through	0.81	B	10.0	45	0.87	B	14.7	380
	NB left	0.53	E	58.2	31	0.73	F	83.9	34
	NB through	0.65	E	57.0	64	0.30	D	41.5	37
	NB right	0.36	B	17.9	18	1.03	F	91.6	46
	SB left	0.39	D	53.3	20	0.59	D	53.5	47
	SB through	0.47	D	35.0	35	0.79	E	58.9	85
	Overall	—	**B**	**16.4**	—	—	**C**	**28.6**	—
Dartnall Road	EB left	0.49	B	16.5	44	0.63	C	27.5	76
	EB through	0.22	A	5.9	25	0.41	A	6.9	54
	WB left	0.17	C	21.9	17	0.21	C	29.1	18
	WB through	0.80	D	36.6	171	0.86	D	46.1	184
	WB right	0.51	A	9.8	50	0.25	B	10.1	23
	NB left	0.32	D	53.0	18	0.61	E	72.3	29
	NB through	0.68	E	55.2	47	0.48	D	45.2	33
	SB left	0.53	D	47.0	35	0.69	D	53.6	55
	SB through	0.71	C	33.2	57	0.63	C	29.2	50
	Overall	—	**C**	**27.6**	—	—	**C**	**29.4**	—

Under the projected 2041 volumes, the majority of signalized intersections with major arterials are expected to operate at LOS C to D overall. The intersection with Upper Sherman Avenue is expected to operate at LOS F during both peak hours, and the intersections with Miles Road / Eva Street and with Upper Ottawa Street are expected to operate at LOS F during the PM peak hour.

The capacity of the roadway to accommodate the projected volumes was assessed by comparing the anticipated v/c ratios against critical thresholds typically applied by the City in evaluating intersection operations. A v/c ratio of 0.85 or higher on through lanes, or 1.00 or higher on dedicated left turn lanes, is typically an indication that mitigation is recommended. The majority of intersections are expected to experience capacity constraints on one or more movement during the AM and/or PM peak hours:

- Upper Wellington Street
  - Westbound through (AM/PM)
- Upper Wentworth Street
  - Westbound through (AM/PM)

- Upper Sherman Avenue
  - Westbound through (AM/PM)
- Miles Road / Eva Street:
  - Eastbound through (PM)
  - Westbound through (AM/PM)
  - Northbound approach (AM/PM)
- Upper Ottawa Street:
  - Eastbound through (PM)
  - Westbound through (PM)
  - Southbound left (AM/PM)
- Nebo Road:
  - Westbound through (PM)
  - Westbound left (PM)
  - Eastbound through (PM)
- Dartnall Road:
  - Westbound through (PM)

In some cases, the capacity constraint can be mitigated by minor timing adjustments (e.g., the westbound through movement at Dartnall Road, which is projected to only marginally exceed the critical threshold during the PM peak hour). However, in most cases the anticipated capacity constraints are too great to address through minor adjustments alone, or adjustments to mitigate the constraints would result in critical conditions on other movements.

Table 22: 2041 Unsignalized Intersection Operations, Baseline Configuration

Rymal Road at:	Movement	AM peak hour				PM peak hour			
		v/c	LOS	Delay *(s/veh)*	95th %ile queue *(m)*	v/c	LOS	Delay *(s/veh)*	95th %ile queue *(m)*
Massena Drive	SB approach	0.04	D	25.4	1	0.05	D	26.3	1
Republic Avenue	SB left SB right	0.17 0.11	F C	50.5 24.8	5 3	0.08 0.12	D C	34.7 23.4	2 3
Arcadia Drive	SB left SB right	0.73 0.05	F C	174 21.7	24 1	5.00 0.04	F C	>200 21.2	>39 1
Arrowhead Drive	NB approach	1.73	F	728	39	3.66	F	>200	>39

Growth on Rymal Road is anticipated to result in LOS F conditions on most stop-controlled intersections included in the assessment. The Republic Avenue stop-controlled approach is expected to have sufficient capacity, and the poor level of service is based on increased side street delays. The Acadia Drive and Arrowhead Drive intersections are expected to exceed capacity during one or both peak hours. While not all unsignalized intersections and driveways were included in the analyses, conditions at the intersections shown in ***Table 22*** suggest that most stop-controlled accesses and driveways are likely to experience poor levels of service and/or capacity constraints due to increased east-west travel in a two-lane cross-section.

6.2 Potential Future Road Configuration

The capacity and operational deficiencies identified in ***Section 6.1*** indicate that additional roadway capacity will be required along Rymal Road to accommodate anticipated growth in east-west traffic. The magnitude and extent of the constraints indicate that traffic signal timing modifications and/or isolated intersection modifications would not be sufficient to address the problem, and as a result the widening of Rymal Road to a five-lane cross-section (two lanes per direction plus a centre two-way left turn lane) is recommended. Widening of Rymal Road to five lanes would also result in a consistent cross-section along the corridor, matching the existing cross-section west of Springside Drive and east of Dartnall Road.

The projected 2041 traffic volumes were re-assessed assuming a five-lane cross-section along Rymal Road. Intersection operations were first tested assuming dedicated eastbound and westbound left turn lanes, no dedicated eastbound or westbound right turn lanes, and the existing lane configuration on north/south roadways. The opportunity to reduce the corridor cycle length from 120 seconds was reviewed, recognizing that the additional east-west capacity may reduce the need for long cycle lengths to maximize intersection capacity; shorter cycle lengths would allow for shorter delays and queues for vehicular traffic, as well as shorter delays for pedestrians waiting to cross Rymal Road. Potential changes to north-south pedestrian clearance intervals were estimated, given that intersection designs had not been prepared at the time of the analyses.

Table 23 presents the results of the signalized intersection analyses. Synchro reports are provided in ***Appendix D***.

Table 23: 2041 Signalized Intersection Operations, Five-Lane Cross-Section

Rymal Road at:	Movement	AM peak hour				PM peak hour			
		v/c	LOS	Delay *(s/veh)*	95th %ile queue *(m)*	v/c	LOS	Delay *(s/veh)*	95th %ile queue *(m)*
Atessa Drive / Springside Drive	EB left	0.08	A	5.1	5	0.08	A	3.1	3
	EB through	0.31	A	4.7	48	0.40	A	3.4	41
	WB left	0.09	A	1.4	1	0.26	A	3.5	5
	WB through	0.44	A	1.6	11	0.41	A	2.1	24
	NB approach	0.50	B	17.9	22	0.36	B	19.8	16
	SB approach	0.20	B	15.1	10	0.15	B	16.6	8
	Overall	—	A	4.2	—	—	A	3.4	—
Upper Wellington Street	EB left	0.43	B	15.1	37	0.49	B	15.5	34
	EB through	0.32	B	11.3	88	0.41	A	9.1	75
	WB left	0.09	A	6.7	3	0.23	A	8.2	7
	WB through	0.55	A	6.8	25	0.54	A	7.2	69
	NB left	0.14	C	30.3	10	0.37	D	45.0	12
	NB through	0.34	C	23.3	27	0.26	B	15.6	19
	SB left	0.60	D	44.2	42	0.56	D	41.5	42
	SB through	0.48	A	7.9	19	0.74	C	24.4	55
	Overall	—	B	12.0	—	—	B	12.9	—

Table 23: 2041 Signalized Intersection Operations, Five-Lane Cross-Section *(cont'd)*

Rymal Road at:	Movement	AM peak hour				PM peak hour			
		v/c	LOS	Delay *(s/veh)*	95th %ile queue *(m)*	v/c	LOS	Delay *(s/veh)*	95th %ile queue *(m)*
Turner Park Library	EB through	0.37	A	3.5	31	0.51	A	9.8	77
	WB left	0.22	A	1.7	2	0.27	A	2.7	2
	WB through	0.40	A	1.7	27	0.41	A	2.0	10
	NB left	0.21	D	38.9	16	0.26	C	33.5	28
	NB right	0.26	B	11.9	10	0.29	A	7.7	13
	Overall	—	A	3.5	—	—	A	7.1	—
Upper Wentworth Street	EB left	0.81	D	43.2	77	0.83	D	41.6	85
	EB through	0.29	A	4.0	5	0.44	A	4.6	24
	WB left	0.21	B	10.7	7	0.19	B	11.5	5
	WB through	0.82	B	17.5	63	0.76	B	12.4	47
	NB left	0.24	C	29.3	23	0.11	C	26.3	12
	NB through	0.57	C	34.9	62	0.30	C	23.0	30
	SB left	0.68	D	51.4	40	0.71	D	45.9	61
	SB through	0.13	C	26.7	16	0.15	C	26.9	20
	SB right	0.42	A	6.1	17	0.42	A	8.1	21
	Overall	—	B	19.7	—	—	B	15.8	—
Upper Sherman Avenue	EB left	0.61	C	26.4	38	0.79	D	49.5	62
	EB through	0.27	A	4.9	36	0.46	A	6.9	42
	WB through	0.73	B	11.3	128	0.79	B	17.0	55
	SB left	0.77	E	59.5	53	0.92	E	63.1	118
	SB right	0.47	A	7.7	17	0.40	A	8.1	24
	Overall	—	B	13.7	—	—	C	20.8	—
Miles Road / Eva Street	EB left	0.04	B	14.2	4	0.09	B	13.8	3
	EB through	0.45	B	13.7	64	0.81	B	19.5	170
	WB left	0.23	A	4.1	6	0.67	C	31.1	48
	WB through	0.51	A	5.7	45	0.52	A	7.1	70
	NB approach	0.82	D	47.9	80	0.85	D	46.7	86
	SB left	0.02	C	23.8	3	0.03	C	23.4	4
	SB through	0.08	B	13.5	8	0.09	B	14.9	10
	Overall	—	B	14.6	—	—	B	18.8	—
Upper Gage Avenue	EB left	0.67	B	16.9	24	0.84	C	33.3	37
	EB through	0.29	A	3.3	8	0.43	A	3.7	13
	WB left	0.06	A	8.5	3	0.19	A	6.3	1
	WB through	0.61	B	10.1	25	0.65	A	8.6	0
	NB left	0.34	D	35.7	29	0.20	C	30.2	20
	NB through	0.40	D	36.1	43	0.17	C	29.2	24
	NB right	0.12	A	4.0	5	0.09	A	2.5	3
	SB left	0.74	E	55.7	52	0.85	E	60.0	88
	SB through	0.13	C	30.8	17	0.34	C	32.4	43
	SB right	0.48	A	8.3	17	0.62	B	15.1	45
	Overall	—	B	14.5	—	—	B	15.9	—
Rockland Avenue / Grayrocks Avenue (IPS)	EB left	0.05	A	7.8	6	0.07	A	9.2	9
	EB through	0.27	A	4.9	64	0.37	A	6.9	128
	WB left	0.01	A	2.6	1	0.12	A	3.8	4
	WB through	0.33	A	2.3	61	0.42	A	3.9	114

Table 23: 2041 Signalized Intersection Operations, Five-Lane Cross-Section *(cont'd)*

Rymal Road at:	Movement	AM peak hour				PM peak hour			
		v/c	LOS	Delay *(s/veh)*	95th %ile queue *(m)*	v/c	LOS	Delay *(s/veh)*	95th %ile queue *(m)*
Upper Ottawa Street	EB left	0.70	C	31.5	54	0.93	E	69.2	69
	EB through	0.44	A	9.5	73	0.64	B	16.4	146
	WB left	0.07	B	11.5	4	0.25	C	20.5	9
	WB through	0.73	B	13.6	50	0.99	D	44.7	191
	NB left	0.28	C	30.6	22	0.29	C	27.6	31
	NB through	0.25	C	24.0	24	0.29	B	17.9	29
	SB left	0.91	E	68.1	100	1.07	F	103	136
	SB through	0.18	C	27.5	24	0.19	C	25.3	26
	SB right	0.39	C	32.6	38	0.53	C	32.1	67
	Overall	—	C	22.0	—	—	D	39.8	—
Nebo Road	EB left	0.36	A	8.6	6	0.27	B	12.9	11
	EB through	0.40	A	4.6	19	0.52	B	10.8	118
	WB left	0.26	A	3.4	2	0.57	C	26.1	20
	WB through	0.48	A	3.1	14	0.51	B	10.9	82
	NB left	0.34	D	36.3	23	0.46	D	43.0	24
	NB through	0.54	D	40.4	49	0.28	C	33.0	30
	NB right	0.30	A	9.2	12	0.39	B	16.7	26
	SB left	0.22	C	33.1	15	0.49	D	39.5	37
	SB through	0.38	C	22.2	25	0.73	D	45.2	69
	Overall	—	A	8.8	—	—	B	17.0	—
Dartnall Road	EB left	0.49	B	16.5	44	0.63	C	27.5	76
	EB through	0.22	A	5.9	25	0.41	A	6.9	54
	WB left	0.17	C	21.9	17	0.21	C	29.1	18
	WB through	0.80	D	36.6	171	0.86	D	46.1	184
	WB right	0.51	A	9.8	50	0.25	B	10.1	23
	NB left	0.32	D	53.0	18	0.61	E	72.3	29
	NB through	0.68	E	55.2	47	0.48	D	45.2	33
	SB left	0.53	D	47.0	35	0.69	D	53.6	55
	SB through	0.71	C	33.2	57	0.63	C	29.2	50
	Overall	—	C	27.6	—	—	C	29.4	—

With Rymal Road widened to a five-lane cross-section, the majority of signalized intersections west of Dartnall Road are anticipated to operate at LOS A to B, and with all movements operating at reasonable v/c levels. The main exception is the intersection with Upper Ottawa Street, which is anticipated to operate at LOS C to D, and with continued capacity constraints on the westbound approach and the southbound left turn. This can be addressed by adding a westbound right turn lane to the basic five-lane cross-section at this intersection.

As further mitigation, consideration was also given to the potential effects of extending Upper Sherman Avenue southerly to Miles Road, to eliminate the need for north-south traffic traveling along the Upper Sherman Avenue / Miles Road corridor to travel along Rymal Road. The results of this diversion scenario for these two intersections are presented in ***Table 24***.

Table 24: 2041 Signalized Intersection Operations with Upper Sherman Avenue Southerly Extension

Rymal Road at:	Movement	AM peak hour				PM peak hour			
		v/c	LOS	Delay (s/veh)	95th %ile queue (m)	v/c	LOS	Delay (s/veh)	95th %ile queue (m)
Upper Sherman Avenue	EB left	0.60	C	24.2	38	0.77	D	47.2	62
	EB through	0.35	B	12.1	67	0.58	B	15.1	109
	WB left	0.08	A	7.6	6	0.20	B	13.3	11
	WB through	0.70	B	16.4	142	0.77	C	25.4	84
	NB left	0.28	C	25.4	18	0.28	C	21.2	15
	NB through	0.74	D	51.5	61	0.34	C	25.5	35
	SB left	0.49	C	30.8	29	0.48	C	25.7	45
	SB through	0.62	C	20.4	42	0.90	D	53.3	120
	Overall	—	C	20.1	—	—	C	27.1	—
Miles Road / Eva Street	EB left	0.03	A	8.9	3	0.07	A	7.4	2
	EB through	0.35	A	6.7	46	0.54	A	7.1	48
	WB left	0.14	A	1.6	3	0.35	A	3.5	9
	WB through	0.42	A	2.4	40	0.44	A	2.9	66
	NB approach	0.42	B	16.8	19	0.57	B	16.9	24
	SB left	0.04	C	33.6	4	0.06	C	34.6	4
	SB through	0.14	B	19.7	9	0.18	C	22.3	12
	Overall	—	A	5.2	—	—	A	6.1	—

The diversion of traffic would result in moderately increased delays at Upper Sherman Avenue due to the increase in traffic on minor movements, but would improve operations at Miles Road and Eva Street due to diversion of traffic to Upper Sherman Avenue. It would also reduce travel times for north-south travel through these intersections by eliminating the need to travel along Rymal Road. As such, the Upper Sherman Avenue southerly extension is not necessary in addition to the widening of Rymal Road to five lanes, but would have other operational benefits that suggest it be considered as a separate initiative.

Table 25 presents the results of the unsignalized intersection analyses.

Table 25: 2041 Unsignalized Intersection Operations, Five-Lane Cross-Section

Rymal Road at:	Movement	AM peak hour				PM peak hour			
		v/c	LOS	Delay (s/veh)	95th %ile queue (m)	v/c	LOS	Delay (s/veh)	95th %ile queue (m)
Massena Drive	SB approach	0.03	C	15.1	1	0.02	B	14.4	1
Republic Avenue	SB left	0.07	C	21.7	2	0.03	C	16.6	1
	SB right	0.03	A	9.2	1	0.03	A	9.3	1
Arcadia Drive	SB left	0.37	F	59.2	12	0.60	F	98.0	22
	SB right	0.03	B	13.6	1	0.02	B	13.5	1
Arrowhead Drive	NB approach	0.16	C	24.2	4	0.22	E	36.3	7

The additional east-west lanes on Rymal Road are anticipated to improve conditions on the unsignalized intersections included in the study area. Most are anticipated to operate at better than LOS F, and all are anticipated to operate within capacity.

6.3 Multi-Modal Infrastructure Requirements

In addition to the traffic capacity and operational constraints identified in ***Section 6.1***, the following existing missing links and future opportunities were identified to accommodate multi-modal travel along Rymal Road.

6.3.1 Pedestrian Movement

Although there are sidewalks along both sides of most of the corridor, there are gaps in the sidewalk network:

- A 100-metre gap on the north side, west of Atessa Drive;
- A 300-metre gap between Upper Sherman Avenue and Miles Road (both sides);
- A 125-metre gap on the south side, east of Upper Ottawa Street; and
- The majority of the link between Nebo Road and Dartnall Road.

New sidewalk construction, and sidewalk reconstruction that may be required to accommodate roadway widening, should reference the design toolbox provided in the Hamilton Pedestrian Mobility Plan.

6.3.2 Cycling Activity

There is currently no dedicated cycling infrastructure along Rymal Road within the study area. The Cycling Master Plan identifies a future off-street multi-use trail from Upper Sherman Avenue westerly to beyond the western study area limits. Although the Cycling Master Plan does not identify cycling infrastructure east of Upper Sherman Avenue, consideration could be given to extending a multi-use trail farther to the east (e.g., to the Rymal Road Rail Trail between Nebo Road and Dartnall Road).

Two north-south off-street multi-use trails are planned to cross Rymal Road in the study area (the existing Rymal Road Rail Trail between Nebo Road and Dartnall Road; a proposed multi-use trail within the hydro corridor between Upper Wentworth Street and Upper Sherman Avenue). Opportunities should be considered to accommodate cyclists and pedestrians wishing to cross Rymal Road at these locations.

6.3.3 Transit

The "S" line of the planned BLAST rapid transit network follows Rymal Road through the study area. There are no implementation plans currently scheduled for the "S" line, and the type of infrastructure or service levels have not been identified. Given the low priority of the "S" line compared to the other rapid transit routes, it is likely that service would take the form of higher frequencies on the existing local service and/or a separate limited-stop service overlaid on the existing local service (similar to the existing "A" line service on Upper James Street), and that dedicated roadway lanes / infrastructure would not be warranted. Additional passenger amenities (e.g., shelters, real-time arrival information displays) could be provided at transfer points, major intersections and other higher-ridership stops.

6.3.4 Trucks

Rymal Road forms part of the truck route network. While no specific infrastructure is warranted, roadway geometry should accommodate the movement of larger trucks (particularly corner radii where other north-south truck routes intersect with Rymal Road).

Corner radii that are designed to accommodate truck movements can result in poorer conditions for pedestrians, in that they increase the crossing distance and exposure time for pedestrians crossing the intersection, and enable higher speeds for smaller vehicles completing right turns. At the detailed design stage, truck right turn paths should be tested at intersections between truck routes to identify the minimum radius that will reasonably accommodate truck movements.

7.0 Summary

Rymal Road is the southernmost east-west arterial road within the Hamilton urban limits, approximately 2 kilometres south of the Lincoln Alexander Parkway. It forms a continuous link across the city, from Ancaster to the boundary with Niagara Region.

In the past five years, sections of Rymal Road west of Upper James Street and east of Dartnall Road have been widened to a four- to five-lane cross-section with continuous active transportation features. A 4.7 kilometre section of Rymal Road, extending from Springside Avenue (east of Upper James Street) to Dartnall Road, still has a three-lane cross-section (one lane per direction plus a continuous two-way left turn lane) and has gaps in the sidewalk network. The closest east-west cycling infrastructure is bicycle lanes on Stone Church Road, 1 kilometre to the north.

Five years of collision reports were reviewed covering the years 2015 through 2019 inclusive. No significant patterns were observed in the collision history that would warrant further investigation of potential countermeasures.

Traffic forecasts have been prepared for a 2041 horizon. The forecasts account for currently anticipated development along the corridor, plus a growth rate of 1% to 2% per year. Under the 2041 traffic forecasts, several intersections along the corridor are anticipated to experience congestion and poor levels of service on one or more movements. The magnitude and nature of the capacity constraints are such that low-impact mitigation (signal timing adjustments; isolated intersection modifications) are unlikely to address them. Further, since the constraints extend broadly across the corridor, a considerable proportion of the corridor would require modifications even under an “isolated modifications” scenario.

Widening Rymal Road to a five-lane cross-section would address the anticipated capacity requirements and would provide flexibility for further growth. In addition to the five-lane cross-section, a westbound right turn lane is recommended at Upper Ottawa Street. Consideration should be given to carrying the planned Upper Sherman Avenue extension southerly into the rural area and connecting it to Miles Road to eliminate the jog along Rymal Road; although this is not required to accommodate the 2041 volumes, it would improve operations at Rymal Road and Miles Road, and would reduce delays for vehicles traveling along the Miles Road / Upper Sherman Avenue corridor.

Any construction on Rymal Road should include sidewalk construction to fill in existing gaps in the sidewalk network (west of Atessa Drive; between Upper Sherman Avenue and Miles Road; east of Upper Ottawa Street; east of Nebo Road). Sidewalk design should reference the design toolbox provided in the Hamilton Pedestrian Mobility Plan.

The Cycling Master Plan recommended an off-street multi-use pathway along Rymal Road from Upper Sherman Avenue westerly to beyond the study area limits. Road modification plans should accommodate cycling infrastructure in this section, and should consider the feasibility of extending it east of Upper Sherman Avenue for connectivity to other cycling infrastructure (e.g., the Rymal Road Rail Trail).

Rymal Road forms part of the "S" line, a crosstown route extending along Rymal Road and Centennial Parkway in the City's "BLAST" rapid transit plan. The "S" line is a lower priority line in the plan, is anticipated to be implemented beyond a 25-year horizon, and has undergone no planning to date to determine service levels or infrastructure needs. Given its low priority it is anticipated that dedicated roadway infrastructure is not warranted; however, passenger amenities at major stops (shelters, "next bus" displays, etc.) should be considered as part of the detailed design.

Rymal Road is a designated truck route, as are other several other north-south roadways that intersect with Rymal Road. While no specific infrastructure is required along Rymal Road to accommodate trucks, corner radii at intersecting truck routes should be designed to accommodate truck turns. To balance truck requirements against pedestrian crossing considerations, truck turning paths should be tested at the detailed design stage to identify the minimum corner radii that will reasonably accommodate truck movements.

Appendix A

Level of Service Definitions

LEVEL OF SERVICE[1]

Level of Service (LOS) is defined as a qualitative measure describing operational conditions within a traffic stream, and their perception by motorists and/or passengers. This concept was introduced in the 1965 *Highway Capacity Manual* as a criteria for interrupted flow conditions. The 2000 *Highway Capacity Manual* changed the basis for measuring Level of Service at intersections to control delay[2].

Six Levels of Service are defined with LOS A representing the best operating conditions, and LOS F the worst (briefly described below). It should be noted that there is often significant variability in the amount of delay experienced by individual drivers.

LOS A: This Level of Service describes the highest quality of traffic flow and is referred to as free flow. The approach appears open, turning movements are easily made and drivers have freedom of operation. Control delay is less than 10 seconds/vehicle.

LOS B: This Level of Service is referred to as a stable flow. Drivers feel somewhat restricted and occasionally may have to wait to complete the minor movement. Control delay is 10-15 seconds/vehicle for unsignalized intersections and 10-20 seconds/vehicle for signalized intersections.

LOS C: At this level, the operation is stable. Drivers feel more restricted and may have to wait, with queues developing for short periods. Control delay is 15-25 seconds/vehicle at unsignalized intersections and 20-35 seconds/vehicle at signalized intersections.

LOS D: At this level, traffic is approaching unstable flow. The motorist experiences increasing restriction and instability of flow. There are substantial delays to approaching vehicles during short peaks within the peak period, but there are enough gaps to lower demand to permit occasional clearance of developing queues and prevent excessive back-ups. Control delay is 25-35 seconds/vehicle at unsignalized intersections and 35-55 seconds/vehicle at signalized intersections.

LOS E: At this level capacity occurs. Long queues of vehicles exist and delays to vehicles may extend. Control delay is 35-50 seconds/vehicle at unsignalized intersections and 55-80 seconds/vehicle at signalized intersections.

LOS F: At this Level of Service, the intersection has failed. Capacity of the intersection has been exceeded. Control delay exceeds 50 seconds/vehicle at unsignalized intersections and exceeds 80 seconds/vehicle at signalized intersections.

---

[1] *Transportation Research Board: Highway Capacity Manual 1965, 2000*

[2] *Control delay is defined as the component of delay that results when a control signal causes a lane group to reduce speed or to stop; it is measured by comparison with the uncontrolled condition.*

Appendix B

Synchro Analysis Worksheets (Existing Conditions)



Lane Group	EBL	EBT	EBR	WBL	WBT	WBR	NBL	NBT	NBR	SBL	SBT	SBR
Lane Configurations												
Traffic Volume (vph)	25	540	15	35	615	5	25	5	100	5	0	35
Future Volume (vph)	25	540	15	35	615	5	25	5	100	5	0	35
Ideal Flow (vphpl)	1900	1900	1900	1900	1900	1900	1900	1900	1900	1900	1900	1900
Storage Length (m)	40.0		0.0	40.0		0.0	0.0		0.0	0.0		0.0
Storage Lanes	1		1	1		0	0		0	0		0
Taper Length (m)	7.5			7.5			7.5			7.5		
Lane Util. Factor	1.00	1.00	1.00	1.00	1.00	1.00	1.00	1.00	1.00	1.00	1.00	1.00
Ped Bike Factor	1.00		0.97	1.00	1.00			0.98			1.00	
Frt			0.850		0.999			0.896			0.881	
Flt Protected	0.950			0.950				0.991			0.994	
Satd. Flow (prot)	1805	1900	1524	1703	1755	0	0	1608	0	0	1486	0
Flt Permitted	0.371			0.415				0.923			0.944	
Satd. Flow (perm)	704	1900	1484	742	1755	0	0	1498	0	0	1411	0
Right Turn on Red			Yes			Yes			Yes			Yes
Satd. Flow (RTOR)			25		1			109			38	
Link Speed (k/h)		50			50			50			50	
Link Distance (m)		170.2			375.5			112.3			153.5	
Travel Time (s)		12.3			27.0			8.1			11.1	
Confl. Peds. (#/hr)	2		3	3		2			1	1		
Peak Hour Factor	0.92	0.92	0.92	0.92	0.92	0.92	0.92	0.92	0.92	0.92	0.92	0.92
Heavy Vehicles (%)	0%	0%	6%	6%	8%	25%	0%	0%	4%	4%	8%	13%
Adj. Flow (vph)	27	587	16	38	668	5	27	5	109	5	0	38
Shared Lane Traffic (%)												
Lane Group Flow (vph)	27	587	16	38	673	0	0	141	0	0	43	0
Turn Type	Perm	NA	Perm	Perm	NA		Perm	NA		Perm	NA	
Protected Phases		2			6			8			4	
Permitted Phases	2		2	6			8			4		
Detector Phase	2	2	2	6	6		8	8		4	4	
Switch Phase												
Minimum Initial (s)	30.0	30.0	30.0	30.0	30.0		10.0	10.0		10.0	10.0	
Minimum Split (s)	35.6	35.6	35.6	35.6	35.6		29.7	29.7		29.7	29.7	
Total Split (s)	89.0	89.0	89.0	89.0	89.0		31.0	31.0		31.0	31.0	
Total Split (%)	74.2%	74.2%	74.2%	74.2%	74.2%		25.8%	25.8%		25.8%	25.8%	
Maximum Green (s)	83.4	83.4	83.4	83.4	83.4		25.3	25.3		25.3	25.3	
Yellow Time (s)	3.7	3.7	3.7	3.7	3.7		3.3	3.3		3.3	3.3	
All-Red Time (s)	1.9	1.9	1.9	1.9	1.9		2.4	2.4		2.4	2.4	
Lost Time Adjust (s)	0.0	0.0	0.0	0.0	0.0			0.0			0.0	
Total Lost Time (s)	5.6	5.6	5.6	5.6	5.6			5.7			5.7	
Lead/Lag												
Lead-Lag Optimize?												
Vehicle Extension (s)	3.0	3.0	3.0	3.0	3.0		3.0	3.0		3.0	3.0	
Recall Mode	C-Max	C-Max	C-Max	C-Max	C-Max		None	None		None	None	
Walk Time (s)	21.0	21.0	21.0	21.0	21.0		12.0	12.0		12.0	12.0	
Flash Dont Walk (s)	9.0	9.0	9.0	9.0	9.0		12.0	12.0		12.0	12.0	
Pedestrian Calls (#/hr)	3	3	3	2	2		1	1		0	0	
Act Effct Green (s)	95.7	95.7	95.7	95.7	95.7			13.0			13.0	
Actuated g/C Ratio	0.80	0.80	0.80	0.80	0.80			0.11			0.11	
v/c Ratio	0.05	0.39	0.01	0.06	0.48			0.54			0.23	

Lane Group	EBL	EBT	EBR	WBL	WBT	WBR	NBL	NBT	NBR	SBL	SBT	SBR
Control Delay	3.8	5.0	1.2	5.0	6.1			22.1			18.9	
Queue Delay	0.0	0.0	0.0	0.0	0.0			0.0			0.0	
Total Delay	3.8	5.0	1.2	5.0	6.1			22.1			18.9	
LOS	A	A	A	A	A			C			B	
Approach Delay		4.9			6.1			22.1			18.9	
Approach LOS		A			A			C			B	
Queue Length 50th (m)	1.0	28.9	0.0	1.0	19.9			7.6			1.2	
Queue Length 95th (m)	4.8	76.5	1.5	m6.5	79.3			25.1			11.2	
Internal Link Dist (m)		146.2			351.5			88.3			129.5	
Turn Bay Length (m)	40.0			40.0								
Base Capacity (vph)	561	1515	1189	591	1400			401			327	
Starvation Cap Reductn	0	0	0	0	0			0			0	
Spillback Cap Reductn	0	0	0	0	0			0			0	
Storage Cap Reductn	0	0	0	0	0			0			0	
Reduced v/c Ratio	0.05	0.39	0.01	0.06	0.48			0.35			0.13	

Intersection Summary			
Area Type:	Other		
Cycle Length: 120			
Actuated Cycle Length: 120			
Offset: 114 (95%), Referenced to phase 2:EBTL and 6:WBTL, Start of Green			
Natural Cycle: 70			
Control Type: Actuated-Coordinated			
Maximum v/c Ratio: 0.54			
Intersection Signal Delay: 7.4		Intersection LOS: A	
Intersection Capacity Utilization 72.4%		ICU Level of Service C	
Analysis Period (min) 15			
m Volume for 95th percentile queue is metered by upstream signal.			

Splits and Phases: 101: Springside Dr./Atessa Dr. & Rymal Rd.



Lane Group	EBL	EBT	EBR	WBL	WBT	WBR	NBL	NBT	NBR	SBL	SBT	SBR
Lane Configurations												
Traffic Volume (vph)	110	525	10	20	495	90	15	45	40	105	10	140
Future Volume (vph)	110	525	10	20	495	90	15	45	40	105	10	140
Ideal Flow (vphpl)	1900	1900	1900	1900	1900	1900	1900	1900	1900	1900	1900	1900
Storage Length (m)	50.0		10.0	40.0		0.0	15.0		0.0	35.0		0.0
Storage Lanes	1		0	1		0	1		0	1		0
Taper Length (m)	7.5			7.5			7.5			7.5		
Lane Util. Factor	1.00	1.00	1.00	1.00	1.00	1.00	1.00	1.00	1.00	1.00	1.00	1.00
Ped Bike Factor	1.00	1.00		0.99	1.00		1.00	0.98		0.98	0.98	
Frt		0.997			0.977			0.929			0.860	
Flt Protected	0.950			0.950			0.950			0.950		
Satd. Flow (prot)	1656	1890	0	1641	1722	0	1805	1604	0	1703	1590	0
Flt Permitted	0.334			0.450			0.520			0.698		
Satd. Flow (perm)	581	1890	0	773	1722	0	985	1604	0	1222	1590	0
Right Turn on Red			Yes			Yes			Yes			Yes
Satd. Flow (RTOR)		2			12			35			149	
Link Speed (k/h)		50			50			50			50	
Link Distance (m)		375.5			185.6			230.2			240.7	
Travel Time (s)		27.0			13.4			16.6			17.3	
Confl. Peds. (#/hr)	5		5	5		5	2		12	12		2
Peak Hour Factor	0.94	0.94	0.94	0.94	0.94	0.94	0.94	0.94	0.94	0.94	0.94	0.94
Heavy Vehicles (%)	9%	0%	8%	10%	7%	9%	0%	2%	14%	6%	6%	0%
Adj. Flow (vph)	117	559	11	21	527	96	16	48	43	112	11	149
Shared Lane Traffic (%)												
Lane Group Flow (vph)	117	570	0	21	623	0	16	91	0	112	160	0
Turn Type	pm+pt	NA		Perm	NA		Perm	NA		Perm	NA	
Protected Phases	5	2			6			4			8	
Permitted Phases	2			6			4			8		
Detector Phase	5	2		6	6		4	4		8	8	
Switch Phase												
Minimum Initial (s)	5.0	30.0		30.0	30.0		10.0	10.0		10.0	10.0	
Minimum Split (s)	9.5	36.0		36.0	36.0		33.1	33.1		33.1	33.1	
Total Split (s)	14.0	86.0		72.0	72.0		34.0	34.0		34.0	34.0	
Total Split (%)	11.7%	71.7%		60.0%	60.0%		28.3%	28.3%		28.3%	28.3%	
Maximum Green (s)	11.0	80.0		66.0	66.0		27.9	27.9		27.9	27.9	
Yellow Time (s)	3.0	3.7		3.7	3.7		3.3	3.3		3.3	3.3	
All-Red Time (s)	0.0	2.3		2.3	2.3		2.8	2.8		2.8	2.8	
Lost Time Adjust (s)	0.0	0.0		0.0	0.0		0.0	0.0		0.0	0.0	
Total Lost Time (s)	3.0	6.0		6.0	6.0		6.1	6.1		6.1	6.1	
Lead/Lag	Lead			Lag	Lag							
Lead-Lag Optimize?	Yes			Yes	Yes							
Vehicle Extension (s)	2.0	0.2		0.2	0.2		5.0	5.0		5.0	5.0	
Recall Mode	None	C-Max		C-Max	C-Max		Min	Min		Min	Min	
Walk Time (s)		10.0		10.0	10.0		10.0	10.0		10.0	10.0	
Flash Dont Walk (s)		17.0		17.0	17.0		17.0	17.0		17.0	17.0	
Pedestrian Calls (#/hr)		5		5	5		2	2		12	12	
Act Effct Green (s)	92.5	89.5		79.7	79.7		18.4	18.4		18.4	18.4	
Actuated g/C Ratio	0.77	0.75		0.66	0.66		0.15	0.15		0.15	0.15	
v/c Ratio	0.23	0.40		0.04	0.54		0.11	0.33		0.60	0.43	

Lane Group	EBL	EBT	EBR	WBL	WBT	WBR	NBL	NBT	NBR	SBL	SBT	SBR
Control Delay	4.9	6.5		6.7	7.4		41.9	30.1		59.3	11.6	
Queue Delay	0.0	0.0		0.0	0.0		0.0	0.0		0.0	0.0	
Total Delay	4.9	6.5		6.7	7.4		41.9	30.1		59.3	11.6	
LOS	A	A		A	A		D	C		E	B	
Approach Delay		6.2			7.3			31.9			31.2	
Approach LOS		A			A			C			C	
Queue Length 50th (m)	5.7	41.9		0.6	17.8		3.5	12.4		26.3	2.4	
Queue Length 95th (m)	13.4	62.9		m3.1	59.1		9.5	26.1		42.4	20.2	
Internal Link Dist (m)		351.5			161.6			206.2			216.7	
Turn Bay Length (m)	50.0			40.0			15.0			35.0		
Base Capacity (vph)	546	1409		513	1147		229	399		284	484	
Starvation Cap Reductn	0	0		0	0		0	0		0	0	
Spillback Cap Reductn	0	0		0	0		0	0		0	0	
Storage Cap Reductn	0	0		0	0		0	0		0	0	
Reduced v/c Ratio	0.21	0.40		0.04	0.54		0.07	0.23		0.39	0.33	

Intersection Summary			
Area Type:	Other		
Cycle Length: 120			
Actuated Cycle Length: 120			
Offset: 0 (0%), Referenced to phase 2:EBTL and 6:WBTL, Start of Green			
Natural Cycle: 80			
Control Type: Actuated-Coordinated			
Maximum v/c Ratio: 0.60			
Intersection Signal Delay: 12.2		Intersection LOS: B	
Intersection Capacity Utilization 84.1%		ICU Level of Service E	
Analysis Period (min) 15			
m Volume for 95th percentile queue is metered by upstream signal.			

Splits and Phases: 110: Upper Wellington St. & Rymal Rd.



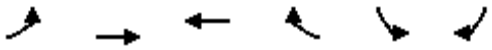

Movement	EBL	EBT	WBT	WBR	SBL	SBR
Lane Configurations						
Traffic Volume (veh/h)	10	665	595	15	5	10
Future Volume (Veh/h)	10	665	595	15	5	10
Sign Control		Free	Free		Stop	
Grade		0%	0%		0%	
Peak Hour Factor	0.97	0.97	0.97	0.97	0.97	0.97
Hourly flow rate (vph)	10	686	613	15	5	10
Pedestrians						
Lane Width (m)						
Walking Speed (m/s)						
Percent Blockage						
Right turn flare (veh)						2
Median type		None	None			
Median storage veh)						
Upstream signal (m)		186	187			
pX, platoon unblocked	0.89				0.91	0.89
vC, conflicting volume	628				1319	613
vC1, stage 1 conf vol						
vC2, stage 2 conf vol						
vCu, unblocked vol	516				1018	499
tC, single (s)	4.1				6.5	6.2
tC, 2 stage (s)						
tF (s)	2.2				3.6	3.3
p0 queue free %	99				98	98
cM capacity (veh/h)	939				228	510

Direction, Lane #	EB 1	EB 2	WB 1	WB 2	SB 1
Volume Total	10	686	613	15	15
Volume Left	10	0	0	0	5
Volume Right	0	0	0	15	10
cSH	939	1700	1700	1700	684
Volume to Capacity	0.01	0.40	0.36	0.01	0.02
Queue Length 95th (m)	0.3	0.0	0.0	0.0	0.5
Control Delay (s)	8.9	0.0	0.0	0.0	15.2
Lane LOS	A				C
Approach Delay (s)	0.1		0.0		15.2
Approach LOS					C

Intersection Summary			
Average Delay	0.2		
Intersection Capacity Utilization	45.0%	ICU Level of Service	A
Analysis Period (min)	15		

Lane Group	EBT	EBR	WBL	WBT	NBL	NBR
Lane Configurations						
Traffic Volume (vph)	580	90	95	570	40	55
Future Volume (vph)	580	90	95	570	40	55
Ideal Flow (vphpl)	1900	1900	1900	1900	1900	1900
Storage Length (m)		55.0	35.0		0.0	0.0
Storage Lanes		1	1		1	1
Taper Length (m)			65.0		7.5	
Lane Util. Factor	1.00	1.00	1.00	1.00	1.00	1.00
Ped Bike Factor					0.98	0.97
Frt		0.850				0.850
Flt Protected			0.950		0.950	
Satd. Flow (prot)	1900	1615	1687	1696	1530	1335
Flt Permitted			0.351		0.950	
Satd. Flow (perm)	1900	1615	623	1696	1498	1299
Right Turn on Red		Yes				Yes
Satd. Flow (RTOR)		86				59
Link Speed (k/h)	50			50	50	
Link Distance (m)	186.7			157.7	124.6	
Travel Time (s)	13.4			11.4	9.0	
Confl. Peds. (#/hr)					9	3
Peak Hour Factor	0.94	0.94	0.94	0.94	0.94	0.94
Heavy Vehicles (%)	0%	0%	7%	12%	18%	21%
Adj. Flow (vph)	617	96	101	606	43	59
Shared Lane Traffic (%)						
Lane Group Flow (vph)	617	96	101	606	43	59
Turn Type	NA	Perm	pm+pt	NA	Prot	Perm
Protected Phases	2		1	6	4	
Permitted Phases		2	6			4
Detector Phase	2	2	1	6	4	4
Switch Phase						
Minimum Initial (s)	30.0	30.0	5.0	30.0	10.0	10.0
Minimum Split (s)	35.6	35.6	8.0	35.6	31.8	31.8
Total Split (s)	74.6	74.6	13.2	74.6	32.2	32.2
Total Split (%)	62.2%	62.2%	11.0%	62.2%	26.8%	26.8%
Maximum Green (s)	69.0	69.0	10.2	69.0	26.4	26.4
Yellow Time (s)	3.7	3.7	3.0	3.7	3.3	3.3
All-Red Time (s)	1.9	1.9	0.0	1.9	2.5	2.5
Lost Time Adjust (s)	0.0	0.0	0.0	0.0	0.0	0.0
Total Lost Time (s)	5.6	5.6	3.0	5.6	5.8	5.8
Lead/Lag	Lag	Lag	Lead			
Lead-Lag Optimize?	Yes	Yes	Yes			
Vehicle Extension (s)	3.0	3.0	3.0	3.0	3.0	3.0
Recall Mode	C-Max	C-Max	None	C-Max	None	None
Walk Time (s)	17.0	17.0			12.0	12.0
Flash Dont Walk (s)	13.0	13.0			14.0	14.0
Pedestrian Calls (#/hr)	0	0			12	12
Act Effct Green (s)	85.1	85.1	98.0	96.5	16.4	16.4
Actuated g/C Ratio	0.71	0.71	0.82	0.80	0.14	0.14
v/c Ratio	0.46	0.08	0.18	0.44	0.21	0.26

Lane Group	EBT	EBR	WBL	WBT	NBL	NBR
Control Delay	9.7	1.9	5.2	10.8	45.0	12.6
Queue Delay	0.0	0.0	0.0	0.0	0.0	0.0
Total Delay	9.7	1.9	5.2	10.8	45.0	12.6
LOS	A	A	A	B	D	B
Approach Delay	8.7			10.0	26.2	
Approach LOS	A			A	C	
Queue Length 50th (m)	46.3	1.6	3.9	77.3	10.2	0.0
Queue Length 95th (m)	119.0	4.1	16.6	159.3	19.2	11.4
Internal Link Dist (m)	162.7			133.7	100.6	
Turn Bay Length (m)		55.0	35.0			
Base Capacity (vph)	1347	1170	598	1363	336	331
Starvation Cap Reductn	0	0	0	0	0	0
Spillback Cap Reductn	0	0	0	0	0	0
Storage Cap Reductn	0	0	0	0	0	0
Reduced v/c Ratio	0.46	0.08	0.17	0.44	0.13	0.18

Intersection Summary			
Area Type:	Other		
Cycle Length: 120			
Actuated Cycle Length: 120			
Offset: 11 (9%), Referenced to phase 2:EBT and 6:WBTL, Start of Green			
Natural Cycle: 80			
Control Type: Actuated-Coordinated			
Maximum v/c Ratio: 0.46			
Intersection Signal Delay: 10.5		Intersection LOS: B	
Intersection Capacity Utilization 58.2%		ICU Level of Service B	
Analysis Period (min) 15			

Splits and Phases: 112: Turner Park Library & Rymal Rd.



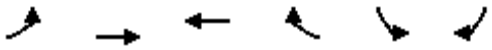

Movement	EBL	EBT	WBT	WBR	SBL	SBR
Lane Configurations						
Traffic Volume (veh/h)	10	625	645	20	15	20
Future Volume (Veh/h)	10	625	645	20	15	20
Sign Control		Free	Free		Stop	
Grade		0%	0%		0%	
Peak Hour Factor	0.93	0.93	0.93	0.93	0.93	0.93
Hourly flow rate (vph)	11	672	694	22	16	22
Pedestrians		3	5		2	
Lane Width (m)		3.6	3.6		3.6	
Walking Speed (m/s)		1.2	1.2		1.2	
Percent Blockage		0	0		0	
Right turn flare (veh)						
Median type		None	None			
Median storage veh)						
Upstream signal (m)		158	345			
pX, platoon unblocked	0.82				0.90	0.82
vC, conflicting volume	718				1395	699
vC1, stage 1 conf vol						
vC2, stage 2 conf vol						
vCu, unblocked vol	543				990	520
tC, single (s)	4.1				6.5	6.2
tC, 2 stage (s)						
tF (s)	2.2				3.6	3.3
p0 queue free %	99				93	95
cM capacity (veh/h)	845				229	456

Direction, Lane #	EB 1	EB 2	WB 1	WB 2	SB 1	SB 2
Volume Total	11	672	694	22	16	22
Volume Left	11	0	0	0	16	0
Volume Right	0	0	0	22	0	22
cSH	845	1700	1700	1700	229	456
Volume to Capacity	0.01	0.40	0.41	0.01	0.07	0.05
Queue Length 95th (m)	0.3	0.0	0.0	0.0	1.8	1.2
Control Delay (s)	9.3	0.0	0.0	0.0	21.9	13.3
Lane LOS	A				C	B
Approach Delay (s)	0.2		0.0		16.9	
Approach LOS					C	

Intersection Summary				
Average Delay	0.5			
Intersection Capacity Utilization	44.9%	ICU Level of Service		A
Analysis Period (min)	15			

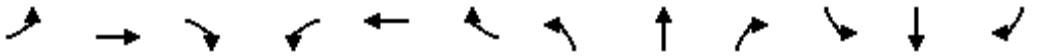

Lane Group	EBL	EBT	EBR	WBL	WBT	WBR	NBL	NBT	NBR	SBL	SBT	SBR
Lane Configurations												
Traffic Volume (vph)	215	385	25	40	480	95	45	120	40	70	30	135
Future Volume (vph)	215	385	25	40	480	95	45	120	40	70	30	135
Ideal Flow (vphpl)	1900	1900	1900	1900	1900	1900	1900	1900	1900	1900	1900	1900
Storage Length (m)	80.0		15.0	50.0		120.0	30.0		0.0	55.0		0.0
Storage Lanes	1		1	1		1	1		0	1		1
Taper Length (m)	7.5			20.0			35.0			7.5		
Lane Util. Factor	1.00	1.00	1.00	1.00	1.00	1.00	1.00	1.00	1.00	1.00	1.00	1.00
Ped Bike Factor	0.99		0.96	0.99		0.97	0.97	0.99		0.98		0.95
Frt			0.850			0.850		0.963				0.850
Flt Protected	0.950			0.950			0.950			0.950		
Satd. Flow (prot)	1612	1845	1404	1597	1557	1455	1752	1785	0	1597	1624	1553
Flt Permitted	0.359			0.518			0.736			0.537		
Satd. Flow (perm)	605	1845	1353	863	1557	1406	1315	1785	0	883	1624	1472
Right Turn on Red			Yes			Yes			Yes			Yes
Satd. Flow (RTOR)			30			103		13				147
Link Speed (k/h)		50			50			50			50	
Link Distance (m)		344.6			378.8			243.5			277.8	
Travel Time (s)		24.8			27.3			17.5			20.0	
Confl. Peds. (#/hr)	19		7	7		19	17		15	15		17
Peak Hour Factor	0.92	0.92	0.92	0.92	0.92	0.92	0.92	0.92	0.92	0.92	0.92	0.92
Heavy Vehicles (%)	12%	3%	15%	13%	22%	11%	3%	0%	5%	13%	17%	4%
Adj. Flow (vph)	234	418	27	43	522	103	49	130	43	76	33	147
Shared Lane Traffic (%)												
Lane Group Flow (vph)	234	418	27	43	522	103	49	173	0	76	33	147
Turn Type	pm+pt	NA	Perm	Perm	NA	Perm	Perm	NA		Perm	NA	Perm
Protected Phases	1	6			2			4			4	
Permitted Phases	6		6	2		2	4			4		4
Detector Phase	1	6	6	2	2	2	4	4		4	4	4
Switch Phase												
Minimum Initial (s)	5.0	1.0	1.0	30.0	30.0	30.0	10.0	10.0		10.0	10.0	10.0
Minimum Split (s)	9.5	31.3	31.3	37.3	37.3	37.3	37.3	37.3		37.3	37.3	37.3
Total Split (s)	17.0	82.0	82.0	65.0	65.0	65.0	38.0	38.0		38.0	38.0	38.0
Total Split (%)	14.2%	68.3%	68.3%	54.2%	54.2%	54.2%	31.7%	31.7%		31.7%	31.7%	31.7%
Maximum Green (s)	14.0	75.7	75.7	58.7	58.7	58.7	31.7	31.7		31.7	31.7	31.7
Yellow Time (s)	3.0	3.7	3.7	3.7	3.7	3.7	3.3	3.3		3.3	3.3	3.3
All-Red Time (s)	0.0	2.6	2.6	2.6	2.6	2.6	3.0	3.0		3.0	3.0	3.0
Lost Time Adjust (s)	0.0	0.0	0.0	0.0	0.0	0.0	0.0	0.0		0.0	0.0	0.0
Total Lost Time (s)	3.0	6.3	6.3	6.3	6.3	6.3	6.3	6.3		6.3	6.3	6.3
Lead/Lag	Lead			Lag	Lag	Lag						
Lead-Lag Optimize?	Yes			Yes	Yes	Yes						
Vehicle Extension (s)	3.0	3.0	3.0	3.0	3.0	3.0	3.0	3.0		3.0	3.0	3.0
Recall Mode	None	C-Max	C-Max	C-Max	C-Max	C-Max	None	None		None	None	None
Walk Time (s)		12.0	12.0	12.0	12.0	12.0	12.0	12.0		12.0	12.0	12.0
Flash Dont Walk (s)		13.0	13.0	19.0	19.0	19.0	19.0	19.0		19.0	19.0	19.0
Pedestrian Calls (#/hr)		7	7	19	19	19	32	32		32	32	32
Act Effct Green (s)	87.4	84.1	84.1	69.8	69.8	69.8	23.3	23.3		23.3	23.3	23.3
Actuated g/C Ratio	0.73	0.70	0.70	0.58	0.58	0.58	0.19	0.19		0.19	0.19	0.19
v/c Ratio	0.44	0.32	0.03	0.09	0.58	0.12	0.19	0.48		0.44	0.10	0.36

Lane Group	EBL	EBT	EBR	WBL	WBT	WBR	NBL	NBT	NBR	SBL	SBT	SBR
Control Delay	4.7	3.0	0.3	7.8	11.0	1.0	38.3	42.3		48.0	36.1	8.2
Queue Delay	0.0	0.0	0.0	0.0	0.0	0.0	0.0	0.0		0.0	0.0	0.0
Total Delay	4.7	3.0	0.3	7.8	11.0	1.0	38.3	42.3		48.0	36.1	8.2
LOS	A	A	A	A	B	A	D	D		D	D	A
Approach Delay		3.5			9.2			41.4			23.6	
Approach LOS		A			A			D			C	
Queue Length 50th (m)	16.1	40.4	0.6	3.9	69.1	2.4	9.4	32.5		15.3	6.2	0.0
Queue Length 95th (m)	5.7	10.7	m0.3	m3.3	40.2	m0.0	20.2	53.9		30.7	14.9	16.2
Internal Link Dist (m)		320.6			354.8			219.5			253.8	
Turn Bay Length (m)	80.0		15.0	50.0		120.0	30.0			55.0		
Base Capacity (vph)	559	1292	957	501	905	860	347	481		233	429	497
Starvation Cap Reductn	0	0	0	0	0	0	0	0		0	0	0
Spillback Cap Reductn	0	0	0	0	0	0	0	0		0	0	0
Storage Cap Reductn	0	0	0	0	0	0	0	0		0	0	0
Reduced v/c Ratio	0.42	0.32	0.03	0.09	0.58	0.12	0.14	0.36		0.33	0.08	0.30

Intersection Summary			
Area Type:	Other		
Cycle Length: 120			
Actuated Cycle Length: 120			
Offset: 56 (47%), Referenced to phase 2:WBTL and 6:EBTL, Start of Green			
Natural Cycle: 85			
Control Type: Actuated-Coordinated			
Maximum v/c Ratio: 0.58			
Intersection Signal Delay: 13.0		Intersection LOS: B	
Intersection Capacity Utilization 91.1%		ICU Level of Service F	
Analysis Period (min) 15			
m Volume for 95th percentile queue is metered by upstream signal.			

Splits and Phases: 120: Upper Wentworth St. & Rymal Rd.



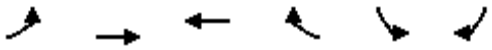

Movement	EBL	EBT	WBT	WBR	SBL	SBR
Lane Configurations						
Traffic Volume (veh/h)	0	485	600	35	35	10
Future Volume (Veh/h)	0	485	600	35	35	10
Sign Control		Free	Free		Stop	
Grade		0%	0%		0%	
Peak Hour Factor	0.92	0.92	0.92	0.92	0.92	0.92
Hourly flow rate (vph)	0	527	652	38	38	11
Pedestrians			4		26	
Lane Width (m)			3.6		3.6	
Walking Speed (m/s)			1.2		1.2	
Percent Blockage			0		2	
Right turn flare (veh)						
Median type		None	None			
Median storage veh)						
Upstream signal (m)		379				
pX, platoon unblocked					0.94	
vC, conflicting volume	716				1228	697
vC1, stage 1 conf vol						
vC2, stage 2 conf vol						
vCu, unblocked vol	716				1210	697
tC, single (s)	4.1				6.4	6.2
tC, 2 stage (s)						
tF (s)	2.2				3.5	3.3
p0 queue free %	100				80	97
cM capacity (veh/h)	861				186	435

Direction, Lane #	EB 1	EB 2	WB 1	SB 1	SB 2
Volume Total	0	527	690	38	11
Volume Left	0	0	0	38	0
Volume Right	0	0	38	0	11
cSH	1700	1700	1700	186	435
Volume to Capacity	0.00	0.31	0.41	0.20	0.03
Queue Length 95th (m)	0.0	0.0	0.0	5.9	0.6
Control Delay (s)	0.0	0.0	0.0	29.2	13.5
Lane LOS				D	B
Approach Delay (s)	0.0		0.0	25.7	
Approach LOS				D	

Intersection Summary			
Average Delay	1.0		
Intersection Capacity Utilization	43.8%	ICU Level of Service	A
Analysis Period (min)	15		



Movement	EBT	EBR	WBL	WBT	NBL	NBR
Lane Configurations						
Traffic Volume (veh/h)	515	10	5	625	25	10
Future Volume (Veh/h)	515	10	5	625	25	10
Sign Control	Free			Free	Stop	
Grade	0%			0%	0%	
Peak Hour Factor	0.93	0.93	0.93	0.93	0.93	0.93
Hourly flow rate (vph)	554	11	5	672	27	11
Pedestrians				2	1	
Lane Width (m)				3.6	3.6	
Walking Speed (m/s)				1.2	1.2	
Percent Blockage				0	0	
Right turn flare (veh)						2
Median type	None			None		
Median storage veh)						
Upstream signal (m)				292		
pX, platoon unblocked					0.77	
vC, conflicting volume			566		1242	562
vC1, stage 1 conf vol						
vC2, stage 2 conf vol						
vCu, unblocked vol			566		1166	562
tC, single (s)			4.1		6.4	6.2
tC, 2 stage (s)						
tF (s)			2.2		3.5	3.3
p0 queue free %			100		84	98
cM capacity (veh/h)			1015		166	529

Direction, Lane #	EB 1	WB 1	WB 2	NB 1
Volume Total	565	5	672	38
Volume Left	0	5	0	27
Volume Right	11	0	0	11
cSH	1700	1015	1700	233
Volume to Capacity	0.33	0.00	0.40	0.16
Queue Length 95th (m)	0.0	0.1	0.0	4.6
Control Delay (s)	0.0	8.6	0.0	25.4
Lane LOS		A		D
Approach Delay (s)	0.0	0.1		25.4
Approach LOS				D

Intersection Summary			
Average Delay	0.8		
Intersection Capacity Utilization	43.5%	ICU Level of Service	A
Analysis Period (min)	15		

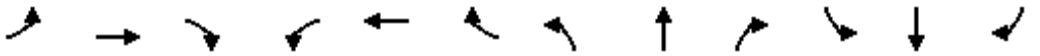

Lane Group	EBL	EBT	EBR	WBL	WBT	WBR	NBL	NBT	NBR	SBL	SBT	SBR
Lane Configurations												
Traffic Volume (vph)	105	410	0	0	510	195	0	0	0	110	0	120
Future Volume (vph)	105	410	0	0	510	195	0	0	0	110	0	120
Ideal Flow (vphpl)	1900	1900	1900	1900	1900	1900	1900	1900	1900	1900	1900	1900
Storage Length (m)	20.0		0.0	20.0		0.0	40.0		0.0	40.0		0.0
Storage Lanes	1		0	1		0	1		0	1		0
Taper Length (m)	7.5			7.5			7.5			7.5		
Lane Util. Factor	1.00	1.00	1.00	1.00	1.00	1.00	1.00	1.00	1.00	1.00	1.00	1.00
Ped Bike Factor					0.99					1.00	0.97	
Frt					0.959						0.850	
Flt Protected	0.950									0.950		
Satd. Flow (prot)	1612	1900	0	1900	1637	0	1900	1900	0	1703	1573	0
Flt Permitted	0.234									0.493		
Satd. Flow (perm)	397	1900	0	1900	1637	0	1900	1900	0	880	1573	0
Right Turn on Red			Yes			Yes			Yes			Yes
Satd. Flow (RTOR)					23						384	
Link Speed (k/h)		50			50			50			50	
Link Distance (m)		291.6			340.9			113.6			275.5	
Travel Time (s)		21.0			24.5			8.2			19.8	
Confl. Peds. (#/hr)	8		3	3		8	3		2	2		3
Peak Hour Factor	0.91	0.91	0.91	0.91	0.91	0.91	0.91	0.91	0.91	0.91	0.91	0.91
Heavy Vehicles (%)	12%	0%	4%	0%	12%	5%	0%	0%	0%	6%	9%	0%
Adj. Flow (vph)	115	451	0	0	560	214	0	0	0	121	0	132
Shared Lane Traffic (%)												
Lane Group Flow (vph)	115	451	0	0	774	0	0	0	0	121	132	0
Turn Type	pm+pt	NA		pm+pt	NA		pm+pt			pm+pt	NA	
Protected Phases	5	2		1	6		3	8		7	4	
Permitted Phases	2			6			8			4		
Detector Phase	5	2		1	6		3	8		7 4	4	
Switch Phase												
Minimum Initial (s)	5.0	20.0		5.0	20.0		5.0	10.0		5.0	10.0	
Minimum Split (s)	8.0	30.1		8.0	30.1		8.0	34.3		8.0	34.3	
Total Split (s)	9.0	66.0		9.0	66.0		9.0	36.0		9.0	36.0	
Total Split (%)	7.5%	55.0%		7.5%	55.0%		7.5%	30.0%		7.5%	30.0%	
Maximum Green (s)	6.0	59.9		6.0	59.9		6.0	29.7		6.0	29.7	
Yellow Time (s)	3.0	3.7		3.0	3.7		3.0	3.3		3.0	3.3	
All-Red Time (s)	0.0	2.4		0.0	2.4		0.0	3.0		0.0	3.0	
Lost Time Adjust (s)	0.0	0.0		0.0	0.0		0.0	0.0		0.0	0.0	
Total Lost Time (s)	3.0	6.1		3.0	6.1		3.0	6.3		3.0	6.3	
Lead/Lag	Lead	Lag		Lead	Lag		Lead	Lag		Lead	Lag	
Lead-Lag Optimize?	Yes	Yes		Yes	Yes		Yes	Yes		Yes	Yes	
Vehicle Extension (s)	1.0	0.2		1.0	0.2		1.0	0.2		1.0	0.2	
Recall Mode	None	C-Max		None	C-Max		None	None		None	None	
Walk Time (s)		12.0			12.0			12.0			12.0	
Flash Dont Walk (s)		12.0			12.0			16.0			16.0	
Pedestrian Calls (#/hr)		3			8			3			2	
Act Effct Green (s)	93.5	90.4			81.7					20.5	17.2	
Actuated g/C Ratio	0.78	0.75			0.68					0.17	0.14	
v/c Ratio	0.31	0.32			0.69					0.50	0.24	

Lane Group	EBL	EBT	EBR	WBL	WBT	WBR	NBL	NBT	NBR	SBL	SBT	SBR
Control Delay	7.0	7.8			13.0					49.5	1.0	
Queue Delay	0.0	0.0			0.0					0.0	0.0	
Total Delay	7.0	7.8			13.0					49.5	1.0	
LOS	A	A			B					D	A	
Approach Delay		7.6			13.0						24.2	
Approach LOS		A			B						C	
Queue Length 50th (m)	4.7	24.8			41.7					28.3	0.0	
Queue Length 95th (m)	14.7	79.4			m#247.2					36.7	0.0	
Internal Link Dist (m)		267.6			316.9			89.6			251.5	
Turn Bay Length (m)	20.0									40.0		
Base Capacity (vph)	373	1431			1121					346	692	
Starvation Cap Reductn	0	0			0					0	0	
Spillback Cap Reductn	0	0			0					0	0	
Storage Cap Reductn	0	0			0					0	0	
Reduced v/c Ratio	0.31	0.32			0.69					0.35	0.19	

Intersection Summary			
Area Type:	Other		
Cycle Length: 120			
Actuated Cycle Length: 120			
Offset: 0 (0%), Referenced to phase 2:EBTL and 6:WBTL, Start of Green			
Natural Cycle: 105			
Control Type: Actuated-Coordinated			
Maximum v/c Ratio: 0.69			
Intersection Signal Delay: 12.9		Intersection LOS: B	
Intersection Capacity Utilization 72.2%		ICU Level of Service C	
Analysis Period (min) 15			
# 95th percentile volume exceeds capacity, queue may be longer.			
Queue shown is maximum after two cycles.			
m Volume for 95th percentile queue is metered by upstream signal.			

Splits and Phases: 130: Rymal Rd. & Upper Sherman Ave.



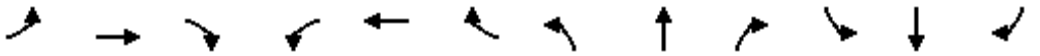

Lane Group	EBL	EBT	EBR	WBL	WBT	WBR	NBL	NBT	NBR	SBL	SBT	SBR
Lane Configurations												
Traffic Volume (vph)	10	440	55	90	505	10	175	15	110	5	10	20
Future Volume (vph)	10	440	55	90	505	10	175	15	110	5	10	20
Ideal Flow (vphpl)	1900	1900	1900	1900	1900	1900	1900	1900	1900	1900	1900	1900
Storage Length (m)	30.0		0.0	30.0		10.0	0.0		0.0	20.0		0.0
Storage Lanes	1		0	1		1	0		0	1		0
Taper Length (m)	7.5			7.5			7.5			30.0		
Lane Util. Factor	1.00	1.00	1.00	1.00	1.00	1.00	1.00	1.00	1.00	1.00	1.00	1.00
Ped Bike Factor	0.99	1.00		1.00		0.97		0.99		1.00	0.98	
Frt		0.983				0.850		0.950			0.902	
Flt Protected	0.950			0.950				0.972		0.950		
Satd. Flow (prot)	1805	1739	0	1752	1667	1292	0	1718	0	1656	1551	0
Flt Permitted	0.464			0.360				0.802		0.578		
Satd. Flow (perm)	877	1739	0	664	1667	1252	0	1413	0	1007	1551	0
Right Turn on Red			Yes			Yes			Yes			Yes
Satd. Flow (RTOR)		8				25		22			21	
Link Speed (k/h)		50			50			50			50	
Link Distance (m)		340.9			498.9			153.4			80.6	
Travel Time (s)		24.5			35.9			11.0			5.8	
Confl. Peds. (#/hr)	4		1	1		4	2		1	1		2
Peak Hour Factor	0.94	0.94	0.94	0.94	0.94	0.94	0.94	0.94	0.94	0.94	0.94	0.94
Heavy Vehicles (%)	0%	8%	0%	3%	14%	25%	1%	0%	2%	9%	12%	7%
Adj. Flow (vph)	11	468	59	96	537	11	186	16	117	5	11	21
Shared Lane Traffic (%)												
Lane Group Flow (vph)	11	527	0	96	537	11	0	319	0	5	32	0
Turn Type	Perm	NA		pm+pt	NA	Perm	Perm	NA		Perm	NA	
Protected Phases		2		1	6			4			8	
Permitted Phases	2			6		6	4			8		
Detector Phase	2	2		1	6	6	4	4		8	8	
Switch Phase												
Minimum Initial (s)	20.0	20.0		5.0	20.0	20.0	10.0	10.0		10.0	10.0	
Minimum Split (s)	27.7	27.7		8.0	27.7	27.7	31.7	31.7		31.7	31.7	
Total Split (s)	70.0	70.0		18.0	88.0	88.0	32.0	32.0		32.0	32.0	
Total Split (%)	58.3%	58.3%		15.0%	73.3%	73.3%	26.7%	26.7%		26.7%	26.7%	
Maximum Green (s)	64.3	64.3		15.0	82.3	82.3	26.3	26.3		26.3	26.3	
Yellow Time (s)	3.7	3.7		3.0	3.7	3.7	3.3	3.3		3.3	3.3	
All-Red Time (s)	2.0	2.0		0.0	2.0	2.0	2.4	2.4		2.4	2.4	
Lost Time Adjust (s)	0.0	0.0		0.0	0.0	0.0		0.0		0.0	0.0	
Total Lost Time (s)	5.7	5.7		3.0	5.7	5.7		5.7		5.7	5.7	
Lead/Lag	Lag	Lag		Lead								
Lead-Lag Optimize?	Yes	Yes		Yes								
Vehicle Extension (s)	3.0	3.0		3.0	3.0	3.0	3.0	3.0		3.0	3.0	
Recall Mode	C-Max	C-Max		None	C-Max	C-Max	None	None		None	None	
Walk Time (s)	10.0	10.0			10.0	10.0	10.0	10.0		10.0	10.0	
Flash Dont Walk (s)	12.0	12.0			12.0	12.0	16.0	16.0		16.0	16.0	
Pedestrian Calls (#/hr)	1	1			4	4	1	1		2	2	
Act Effct Green (s)	71.8	71.8		85.0	82.3	82.3		26.3		26.3	26.3	
Actuated g/C Ratio	0.60	0.60		0.71	0.69	0.69		0.22		0.22	0.22	
v/c Ratio	0.02	0.51		0.18	0.47	0.01		0.98		0.02	0.09	

Lane Group	EBL	EBT	EBR	WBL	WBT	WBR	NBL	NBT	NBR	SBL	SBT	SBR
Control Delay	7.7	15.9		3.8	8.5	0.3		88.7		37.4	20.4	
Queue Delay	0.0	0.0		0.0	0.0	0.0		0.0		0.0	0.0	
Total Delay	7.7	15.9		3.8	8.5	0.3		88.7		37.4	20.4	
LOS	A	B		A	A	A		F		D	C	
Approach Delay		15.8			7.6			88.7			22.7	
Approach LOS		B			A			F			C	
Queue Length 50th (m)	1.2	108.4		8.7	73.6	0.2		74.4		1.0	2.2	
Queue Length 95th (m)	m2.0	39.5		2.1	47.0	m0.0		#134.9		4.6	10.9	
Internal Link Dist (m)		316.9			474.9			129.4			56.6	
Turn Bay Length (m)	30.0			30.0		10.0				20.0		
Base Capacity (vph)	524	1043		606	1143	866		326		220	356	
Starvation Cap Reductn	0	0		0	0	0		0		0	0	
Spillback Cap Reductn	0	0		0	0	0		0		0	0	
Storage Cap Reductn	0	0		0	0	0		0		0	0	
Reduced v/c Ratio	0.02	0.51		0.16	0.47	0.01		0.98		0.02	0.09	

Intersection Summary	
Area Type:	Other
Cycle Length: 120	
Actuated Cycle Length: 120	
Offset: 11 (9%), Referenced to phase 2:EBTL and 6:WBTL, Start of Green	
Natural Cycle: 70	
Control Type: Actuated-Coordinated	
Maximum v/c Ratio: 0.98	
Intersection Signal Delay: 27.6	Intersection LOS: C
Intersection Capacity Utilization 81.4%	ICU Level of Service D
Analysis Period (min) 15	
# 95th percentile volume exceeds capacity, queue may be longer.	
Queue shown is maximum after two cycles.	
m Volume for 95th percentile queue is metered by upstream signal.	

Splits and Phases: 131: Miles Rd./Eva St. & Rymal Rd.



Lane Group	EBL	EBT	EBR	WBL	WBT	WBR	NBL	NBT	NBR	SBL	SBT	SBR
Lane Configurations												
Traffic Volume (vph)	155	395	10	15	420	150	55	95	35	115	30	120
Future Volume (vph)	155	395	10	15	420	150	55	95	35	115	30	120
Ideal Flow (vphpl)	1900	1900	1900	1900	1900	1900	1900	1900	1900	1900	1900	1900
Storage Length (m)	30.0		0.0	90.0		40.0	45.0		45.0	50.0		30.0
Storage Lanes	1		0	1		1	1		1	1		1
Taper Length (m)	7.5			7.5			35.0			7.5		
Lane Util. Factor	1.00	1.00	1.00	1.00	1.00	1.00	1.00	1.00	1.00	1.00	1.00	1.00
Ped Bike Factor	0.99	1.00		0.99		0.97	0.99		0.95	0.97		0.97
Frt		0.996				0.850			0.850			0.850
Flt Protected	0.950			0.950			0.950			0.950		
Satd. Flow (prot)	1719	1720	0	1597	1667	1509	1687	1881	1615	1687	1776	1292
Flt Permitted	0.433			0.512			0.736			0.692		
Satd. Flow (perm)	778	1720	0	853	1667	1468	1295	1881	1531	1192	1776	1254
Right Turn on Red			Yes			Yes			Yes			Yes
Satd. Flow (RTOR)		2				137			59			128
Link Speed (k/h)		50			50			50			50	
Link Distance (m)		498.9			509.5			366.2			122.9	
Travel Time (s)		35.9			36.7			26.4			8.8	
Confl. Peds. (#/hr)	14		9	9		14	4		15	15		4
Peak Hour Factor	0.94	0.94	0.94	0.94	0.94	0.94	0.94	0.94	0.94	0.94	0.94	0.94
Heavy Vehicles (%)	5%	10%	7%	13%	14%	7%	7%	1%	0%	7%	7%	25%
Adj. Flow (vph)	165	420	11	16	447	160	59	101	37	122	32	128
Shared Lane Traffic (%)												
Lane Group Flow (vph)	165	431	0	16	447	160	59	101	37	122	32	128
Turn Type	pm+pt	NA		Perm	NA	Perm	Perm	NA	Perm	Perm	NA	Perm
Protected Phases	1	6			2			8			4	
Permitted Phases	6			2		2	8		8	4		4
Detector Phase	1	6		2	2	2	8	8	8	4	4	4
Switch Phase												
Minimum Initial (s)	5.0	35.0		35.0	35.0	35.0	15.0	15.0	15.0	15.0	15.0	15.0
Minimum Split (s)	8.0	41.5		41.5	41.5	41.5	32.2	32.2	32.2	32.2	32.2	32.2
Total Split (s)	16.0	86.0		70.0	70.0	70.0	34.0	34.0	34.0	34.0	34.0	34.0
Total Split (%)	13.3%	71.7%		58.3%	58.3%	58.3%	28.3%	28.3%	28.3%	28.3%	28.3%	28.3%
Maximum Green (s)	13.0	79.5		63.5	63.5	63.5	27.8	27.8	27.8	27.8	27.8	27.8
Yellow Time (s)	3.0	3.7		3.7	3.7	3.7	3.3	3.3	3.3	3.3	3.3	3.3
All-Red Time (s)	0.0	2.8		2.8	2.8	2.8	2.9	2.9	2.9	2.9	2.9	2.9
Lost Time Adjust (s)	0.0	0.0		0.0	0.0	0.0	0.0	0.0	0.0	0.0	0.0	0.0
Total Lost Time (s)	3.0	6.5		6.5	6.5	6.5	6.2	6.2	6.2	6.2	6.2	6.2
Lead/Lag	Lead			Lag	Lag	Lag						
Lead-Lag Optimize?	Yes			Yes	Yes	Yes						
Vehicle Extension (s)	3.0	3.0		3.0	3.0	3.0	3.0	3.0	3.0	3.0	3.0	3.0
Recall Mode	None	C-Max		C-Max	C-Max	C-Max	None	None	None	None	None	None
Walk Time (s)		12.0		12.0	12.0	12.0				12.0	12.0	12.0
Flash Dont Walk (s)		20.0		20.0	20.0	20.0				14.0	14.0	14.0
Pedestrian Calls (#/hr)		9		14	14	14				19	19	19
Act Effct Green (s)	90.9	87.4		75.6	75.6	75.6	19.9	19.9	19.9	19.9	19.9	19.9
Actuated g/C Ratio	0.76	0.73		0.63	0.63	0.63	0.17	0.17	0.17	0.17	0.17	0.17
v/c Ratio	0.25	0.34		0.03	0.43	0.16	0.28	0.32	0.12	0.62	0.11	0.41

Lane Group	EBL	EBT	EBR	WBL	WBT	WBR	NBL	NBT	NBR	SBL	SBT	SBR
Control Delay	3.6	7.0		11.1	14.1	3.2	45.2	45.5	4.9	59.3	40.9	10.7
Queue Delay	0.0	0.0		0.0	0.0	0.0	0.0	0.0	0.0	0.0	0.0	0.0
Total Delay	3.6	7.0		11.1	14.1	3.2	45.2	45.5	4.9	59.3	40.9	10.7
LOS	A	A		B	B	A	D	D	A	E	D	B
Approach Delay		6.1			11.2			37.8			35.2	
Approach LOS		A			B			D			D	
Queue Length 50th (m)	5.0	37.3		1.3	48.3	1.9	13.3	22.9	0.0	29.1	7.0	0.0
Queue Length 95th (m)	m16.2	m80.6		5.2	91.9	12.5	24.7	37.3	4.8	47.0	15.3	16.5
Internal Link Dist (m)		474.9			485.5			342.2			98.9	
Turn Bay Length (m)	30.0			90.0		40.0	45.0		45.0	50.0		30.0
Base Capacity (vph)	691	1252		537	1049	975	300	435	400	276	411	388
Starvation Cap Reductn	0	0		0	0	0	0	0	0	0	0	0
Spillback Cap Reductn	0	0		0	0	0	0	0	0	0	0	0
Storage Cap Reductn	0	0		0	0	0	0	0	0	0	0	0
Reduced v/c Ratio	0.24	0.34		0.03	0.43	0.16	0.20	0.23	0.09	0.44	0.08	0.33

Intersection Summary			
Area Type:	Other		
Cycle Length: 120			
Actuated Cycle Length: 120			
Offset: 75 (63%), Referenced to phase 2:WBTL and 6:EBTL, Start of Green			
Natural Cycle: 85			
Control Type: Actuated-Coordinated			
Maximum v/c Ratio: 0.62			
Intersection Signal Delay: 16.5		Intersection LOS: B	
Intersection Capacity Utilization 88.4%		ICU Level of Service E	
Analysis Period (min) 15			
m Volume for 95th percentile queue is metered by upstream signal.			

Splits and Phases: 140: Upper Gage Ave. & Rymal Rd.



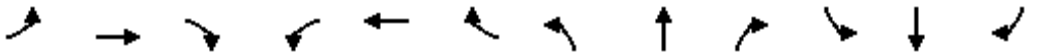

Lane Group	EBL	EBT	EBR	WBL	WBT	WBR	NBL	NBT	NBR	SBL	SBT	SBR
Lane Configurations												
Traffic Volume (vph)	20	530	5	5	495	10	0	0	0	0	0	0
Future Volume (vph)	20	530	5	5	495	10	0	0	0	0	0	0
Ideal Flow (vphpl)	1900	1900	1900	1900	1900	1900	1900	1900	1900	1900	1900	1900
Storage Length (m)	30.0		5.0	35.0		20.0	0.0		0.0	0.0		0.0
Storage Lanes	1		0	1		1	0		0	0		0
Taper Length (m)	7.5			7.5			7.5			7.5		
Lane Util. Factor	1.00	1.00	1.00	1.00	1.00	1.00	1.00	1.00	1.00	1.00	1.00	1.00
Ped Bike Factor	1.00					0.97						
Frt		0.999				0.850						
Flt Protected	0.950			0.950								
Satd. Flow (prot)	1805	1898	0	1805	1776	1615	0	1900	0	0	1712	0
Flt Permitted	0.444			0.421								
Satd. Flow (perm)	840	1898	0	800	1776	1567	0	1900	0	0	1712	0
Right Turn on Red			Yes			Yes			Yes			Yes
Satd. Flow (RTOR)		1				20						
Link Speed (k/h)		50			50			50			50	
Link Distance (m)		509.5			351.2			177.4			122.5	
Travel Time (s)		36.7			25.3			12.8			8.8	
Confl. Peds. (#/hr)	11					11	4					4
Peak Hour Factor	0.89	0.89	0.89	0.89	0.89	0.89	0.89	0.89	0.89	0.89	0.89	0.89
Heavy Vehicles (%)	0%	0%	0%	0%	7%	0%	0%	0%	7%	5%	11%	0%
Adj. Flow (vph)	22	596	6	6	556	11	0	0	0	0	0	0
Shared Lane Traffic (%)												
Lane Group Flow (vph)	22	602	0	6	556	11	0	0	0	0	0	0
Turn Type	Perm	NA		Perm	NA	Perm						
Protected Phases		2			6			8			4	
Permitted Phases	2			6		6	8			4		
Detector Phase	2	2		6	6	6	8	8		4	4	
Switch Phase												
Minimum Initial (s)	10.0	10.0		10.0	10.0	10.0	20.0	20.0		20.0	20.0	
Minimum Split (s)	41.0	41.0		41.0	41.0	41.0	25.6	25.6		41.6	41.6	
Total Split (s)	68.4	68.4		68.4	68.4	68.4	41.6	41.6		41.6	41.6	
Total Split (%)	62.2%	62.2%		62.2%	62.2%	62.2%	37.8%	37.8%		37.8%	37.8%	
Maximum Green (s)	62.8	62.8		62.8	62.8	62.8	36.6	36.6		36.6	36.6	
Yellow Time (s)	3.7	3.7		3.7	3.7	3.7	3.0	3.0		3.0	3.0	
All-Red Time (s)	1.9	1.9		1.9	1.9	1.9	2.0	2.0		2.0	2.0	
Lost Time Adjust (s)	0.0	0.0		0.0	0.0	0.0		0.0			0.0	
Total Lost Time (s)	5.6	5.6		5.6	5.6	5.6		5.0			5.0	
Lead/Lag												
Lead-Lag Optimize?												
Vehicle Extension (s)	3.0	3.0		3.0	3.0	3.0	3.0	3.0		3.0	3.0	
Recall Mode	C-Max	C-Max		C-Max	C-Max	C-Max	None	None		None	None	
Walk Time (s)										15.0	15.0	
Flash Dont Walk (s)										21.0	21.0	
Pedestrian Calls (#/hr)										1	1	
Act Effct Green (s)	100.7	100.7		100.7	100.7	100.7						
Actuated g/C Ratio	0.92	0.92		0.92	0.92	0.92						
v/c Ratio	0.03	0.35		0.01	0.34	0.01						

Lane Group	EBL	EBT	EBR	WBL	WBT	WBR	NBL	NBT	NBR	SBL	SBT	SBR
Control Delay	4.9	4.9		5.6	5.0	2.2						
Queue Delay	0.0	0.0		0.0	0.0	0.0						
Total Delay	4.9	4.9		5.6	5.0	2.2						
LOS	A	A		A	A	A						
Approach Delay		4.9			4.9							
Approach LOS		A			A							
Queue Length 50th (m)	0.0	0.0		0.0	0.0	0.0						
Queue Length 95th (m)	5.7	109.7		2.4	102.4	1.6						
Internal Link Dist (m)		485.5			327.2			153.4			98.5	
Turn Bay Length (m)	30.0			35.0		20.0						
Base Capacity (vph)	769	1737		732	1625	1436						
Starvation Cap Reductn	0	0		0	0	0						
Spillback Cap Reductn	0	0		0	0	0						
Storage Cap Reductn	0	0		0	0	0						
Reduced v/c Ratio	0.03	0.35		0.01	0.34	0.01						

Intersection Summary			
Area Type:	Other		
Cycle Length: 110			
Actuated Cycle Length: 110			
Offset: 58 (53%), Referenced to phase 2:EBTL and 6:WBTL, Start of Green			
Natural Cycle: 85			
Control Type: Actuated-Coordinated			
Maximum v/c Ratio: 0.35			
Intersection Signal Delay: 4.9		Intersection LOS: A	
Intersection Capacity Utilization 55.4%		ICU Level of Service B	
Analysis Period (min) 15			

Splits and Phases: 141: Grayrocks Ave./Rockland Ave. & Rymal Rd.



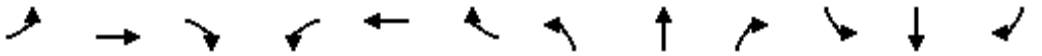

Lane Group	EBL	EBT	EBR	WBL	WBT	WBR	NBL	NBT	NBR	SBL	SBT	SBR
Lane Configurations												
Traffic Volume (vph)	140	385	30	15	405	145	40	60	20	110	50	75
Future Volume (vph)	140	385	30	15	405	145	40	60	20	110	50	75
Ideal Flow (vphpl)	1900	1900	1900	1900	1900	1900	1900	1900	1900	1900	1900	1900
Storage Length (m)	45.0		0.0	30.0		10.0	35.0		50.0	50.0		0.0
Storage Lanes	1		0	1		0	1		0	1		1
Taper Length (m)	7.5			7.5			7.5			7.5		
Lane Util. Factor	1.00	1.00	1.00	1.00	1.00	1.00	1.00	*0.65	0.95	1.00	1.00	1.00
Ped Bike Factor	1.00	1.00		1.00	1.00			0.99		0.99		
Frt		0.989						0.963				0.850
Flt Protected	0.950			0.950			0.950			0.950		
Satd. Flow (prot)	1556	1294	0	1570	1616	0	1165	1739	0	1671	1652	1170
Flt Permitted	0.354			0.507			0.722			0.673		
Satd. Flow (perm)	579	1294	0	837	1616	0	885	1739	0	1171	1652	1170
Right Turn on Red			Yes			Yes			Yes			No
Satd. Flow (RTOR)		7			*55			18				
Link Speed (k/h)		50			50			50			50	
Link Distance (m)		351.2			400.2			147.9			323.0	
Travel Time (s)		25.3			28.8			10.6			23.3	
Confl. Peds. (#/hr)	3		1	1		3			5	5		
Peak Hour Factor	0.94	0.94	0.94	0.94	0.94	0.94	0.94	0.94	0.94	0.94	0.94	0.94
Heavy Vehicles (%)	16%	47%	19%	15%	20%	9%	55%	31%	50%	8%	15%	38%
Adj. Flow (vph)	149	410	32	16	431	154	43	64	21	117	53	80
Shared Lane Traffic (%)												
Lane Group Flow (vph)	149	442	0	16	585	0	43	85	0	117	53	80
Turn Type	pm+pt	NA		Perm	NA		Perm	NA		Perm	NA	Perm
Protected Phases	5	2			6			4			8	
Permitted Phases	2			6			4			8		8
Detector Phase	5	2		6	6		4	4		8	8	8
Switch Phase												
Minimum Initial (s)	5.0	35.0		35.0	35.0		10.0	10.0		10.0	10.0	10.0
Minimum Split (s)	9.5	48.2		48.2	48.2		31.0	31.0		31.0	31.0	31.0
Total Split (s)	15.0	87.0		72.0	72.0		33.0	33.0		33.0	33.0	33.0
Total Split (%)	12.5%	72.5%		60.0%	60.0%		27.5%	27.5%		27.5%	27.5%	27.5%
Maximum Green (s)	12.0	80.8		65.8	65.8		27.0	27.0		27.0	27.0	27.0
Yellow Time (s)	3.0	3.7		3.7	3.7		3.3	3.3		3.3	3.3	3.3
All-Red Time (s)	0.0	2.5		2.5	2.5		2.7	2.7		2.7	2.7	2.7
Lost Time Adjust (s)	0.0	0.0		0.0	0.0		0.0	0.0		0.0	0.0	0.0
Total Lost Time (s)	3.0	6.2		6.2	6.2		6.0	6.0		6.0	6.0	6.0
Lead/Lag	Lead			Lag	Lag							
Lead-Lag Optimize?	Yes			Yes	Yes							
Vehicle Extension (s)	3.0	3.0		3.0	3.0		3.0	3.0		3.0	3.0	3.0
Recall Mode	None	C-Max		C-Max	C-Max		None	None		None	None	None
Walk Time (s)		20.0		20.0	20.0		7.0	7.0		7.0	7.0	7.0
Flash Dont Walk (s)		22.0		22.0	22.0		18.0	18.0		18.0	18.0	18.0
Pedestrian Calls (#/hr)		1		3	3		5	5		0	0	0
Act Effct Green (s)	93.6	90.4		78.9	78.9		17.4	17.4		17.4	17.4	17.4
Actuated g/C Ratio	0.78	0.75		0.66	0.66		0.14	0.14		0.14	0.14	0.14
v/c Ratio	0.29	0.45		0.03	0.54		0.34	0.32		0.69	0.22	0.47

Lane Group	EBL	EBT	EBR	WBL	WBT	WBR	NBL	NBT	NBR	SBL	SBT	SBR
Control Delay	5.3	8.0		16.4	18.6		51.1	37.4		68.6	45.2	54.9
Queue Delay	0.0	0.0		0.0	0.0		0.0	0.0		0.0	0.0	0.0
Total Delay	5.3	8.0		16.4	18.6		51.1	37.4		68.6	45.2	54.9
LOS	A	A		B	B		D	D		E	D	D
Approach Delay		7.3			18.6			42.0			59.2	
Approach LOS		A			B			D			E	
Queue Length 50th (m)	7.4	34.4		1.5	65.8		9.7	11.5		27.9	11.8	18.5
Queue Length 95th (m)	17.1	69.3		m6.2	152.2		20.3	21.9		45.7	22.6	32.8
Internal Link Dist (m)		327.2			376.2			123.9			299.0	
Turn Bay Length (m)	45.0			30.0			35.0			50.0		
Base Capacity (vph)	549	976		550	1081		199	405		263	371	263
Starvation Cap Reductn	0	0		0	0		0	0		0	0	0
Spillback Cap Reductn	0	0		0	0		0	0		0	0	0
Storage Cap Reductn	0	0		0	0		0	0		0	0	0
Reduced v/c Ratio	0.27	0.45		0.03	0.54		0.22	0.21		0.44	0.14	0.30

Intersection Summary			
Area Type:	Other		
Cycle Length: 120			
Actuated Cycle Length: 120			
Offset: 116 (97%), Referenced to phase 2:EBTL and 6:WBTL, Start of Green			
Natural Cycle: 90			
Control Type: Actuated-Coordinated			
Maximum v/c Ratio: 0.69			
Intersection Signal Delay: 22.7		Intersection LOS: C	
Intersection Capacity Utilization 92.3%		ICU Level of Service F	
Analysis Period (min) 15			
* User Entered Value			
m Volume for 95th percentile queue is metered by upstream signal.			

Splits and Phases: 150: Upper Ottawa St. & Rymal Rd.



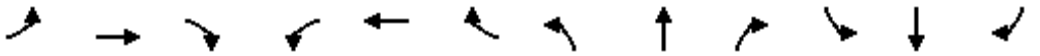

Lane Group	EBL	EBT	EBR	WBL	WBT	WBR	NBL	NBT	NBR	SBL	SBT	SBR
Lane Configurations												
Traffic Volume (vph)	75	395	40	65	415	65	65	165	65	30	55	50
Future Volume (vph)	75	395	40	65	415	65	65	165	65	30	55	50
Ideal Flow (vphpl)	1900	1900	1900	1900	1900	1900	1900	1900	1900	1900	1900	1900
Storage Length (m)	50.0		0.0	45.0		0.0	20.0		0.0	0.0		0.0
Storage Lanes	1		0	1		0	1		0	1		0
Taper Length (m)	7.5			7.5			30.0			7.5		
Lane Util. Factor	1.00	1.00	1.00	1.00	1.00	1.00	1.00	1.00	1.00	1.00	1.00	1.00
Ped Bike Factor	0.99	1.00		1.00	0.99		0.98	0.99		0.99	0.98	
Frt		0.986			0.980			0.958			0.928	
Flt Protected	0.950			0.950			0.950			0.950		
Satd. Flow (prot)	1456	1626	0	1556	1683	0	1530	1554	0	1719	1402	0
Flt Permitted	0.416			0.444			0.587			0.284		
Satd. Flow (perm)	633	1626	0	724	1683	0	922	1554	0	511	1402	0
Right Turn on Red			Yes			Yes			Yes			Yes
Satd. Flow (RTOR)		9			15			16			37	
Link Speed (k/h)		50			50			50			50	
Link Distance (m)		400.2			349.0			199.0			219.6	
Travel Time (s)		28.8			25.1			14.3			15.8	
Confl. Peds. (#/hr)	9		4	4		9	13		4	4		13
Peak Hour Factor	0.90	0.90	0.90	0.90	0.90	0.90	0.90	0.90	0.90	0.90	0.90	0.90
Heavy Vehicles (%)	24%	16%	4%	16%	10%	10%	18%	8%	37%	5%	7%	40%
Adj. Flow (vph)	83	439	44	72	461	72	72	183	72	33	61	56
Shared Lane Traffic (%)												
Lane Group Flow (vph)	83	483	0	72	533	0	72	255	0	33	117	0
Turn Type	Perm	NA		Perm	NA		Perm	NA		Perm	NA	
Protected Phases		2			2			4			4	
Permitted Phases	2			2			4			4		
Detector Phase	2	2		2	2		4	4		4	4	
Switch Phase												
Minimum Initial (s)	25.0	25.0		25.0	25.0		10.0	10.0		10.0	10.0	
Minimum Split (s)	29.5	29.5		29.5	29.5		29.4	29.4		29.4	29.4	
Total Split (s)	85.0	85.0		85.0	85.0		35.0	35.0		35.0	35.0	
Total Split (%)	70.8%	70.8%		70.8%	70.8%		29.2%	29.2%		29.2%	29.2%	
Maximum Green (s)	82.0	82.0		82.0	82.0		31.6	31.6		31.6	31.6	
Yellow Time (s)	2.0	2.0		2.0	2.0		2.4	2.4		2.4	2.4	
All-Red Time (s)	1.0	1.0		1.0	1.0		1.0	1.0		1.0	1.0	
Lost Time Adjust (s)	0.0	0.0		0.0	0.0		0.0	0.0		0.0	0.0	
Total Lost Time (s)	3.0	3.0		3.0	3.0		3.4	3.4		3.4	3.4	
Lead/Lag												
Lead-Lag Optimize?												
Vehicle Extension (s)	3.0	3.0		3.0	3.0		3.0	3.0		3.0	3.0	
Recall Mode	C-Max	C-Max		C-Max	C-Max		None	None		None	None	
Walk Time (s)	10.0	10.0		10.0	10.0		10.0	10.0		10.0	10.0	
Flash Dont Walk (s)	15.0	15.0		15.0	15.0		16.0	16.0		16.0	16.0	
Pedestrian Calls (#/hr)	13	13		13	13		17	17		17	17	
Act Effct Green (s)	89.9	89.9		89.9	89.9		23.7	23.7		23.7	23.7	
Actuated g/C Ratio	0.75	0.75		0.75	0.75		0.20	0.20		0.20	0.20	
v/c Ratio	0.18	0.40		0.13	0.42		0.40	0.80		0.33	0.38	

Lane Group	EBL	EBT	EBR	WBL	WBT	WBR	NBL	NBT	NBR	SBL	SBT	SBR
Control Delay	7.0	8.4		4.4	7.9		46.6	60.5		48.0	30.2	
Queue Delay	0.0	0.0		0.0	0.0		0.0	0.0		0.0	0.0	
Total Delay	7.0	8.4		4.4	7.9		46.6	60.5		48.0	30.2	
LOS	A	A		A	A		D	E		D	C	
Approach Delay		8.2			7.5			57.4			34.2	
Approach LOS		A			A			E			C	
Queue Length 50th (m)	7.1	47.0		5.4	67.0		15.6	57.0		7.1	17.0	
Queue Length 95th (m)	18.1	86.4		12.2	104.2		28.5	81.4		16.6	32.6	
Internal Link Dist (m)		376.2			325.0			175.0			195.6	
Turn Bay Length (m)	50.0			45.0			20.0					
Base Capacity (vph)	474	1219		542	1264		242	421		134	396	
Starvation Cap Reductn	0	0		0	0		0	0		0	0	
Spillback Cap Reductn	0	0		0	0		0	0		0	0	
Storage Cap Reductn	0	0		0	0		0	0		0	0	
Reduced v/c Ratio	0.18	0.40		0.13	0.42		0.30	0.61		0.25	0.30	

Intersection Summary			
Area Type:	Other		
Cycle Length: 120			
Actuated Cycle Length: 120			
Offset: 30 (25%), Referenced to phase 2:EBWB and 6:, Start of Green			
Natural Cycle: 60			
Control Type: Actuated-Coordinated			
Maximum v/c Ratio: 0.80			
Intersection Signal Delay: 20.1		Intersection LOS: C	
Intersection Capacity Utilization 81.7%		ICU Level of Service D	
Analysis Period (min) 15			

Splits and Phases: 160: Nebo Rd. & Rymal Rd.



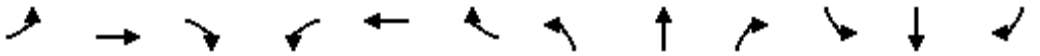

Lane Group	EBL	EBT	EBR	WBL	WBT	WBR	NBL	NBT	NBR	SBL	SBT	SBR
Lane Configurations												
Traffic Volume (vph)	115	320	15	30	450	240	15	150	20	75	105	135
Future Volume (vph)	115	320	15	30	450	240	15	150	20	75	105	135
Ideal Flow (vphpl)	1900	1900	1900	1900	1900	1900	1900	1900	1900	1900	1900	1900
Storage Length (m)	50.0		150.0	60.0		60.0	85.0		0.0	30.0		0.0
Storage Lanes	1		0	1		1	1		0	1		0
Taper Length (m)	7.5			7.5			55.0			7.5		
Lane Util. Factor	1.00	0.95	0.95	1.00	*0.65	1.00	1.00	0.95	0.95	1.00	0.95	0.95
Ped Bike Factor							0.99				0.99	
Frt		0.993				0.850		0.983			0.916	
Flt Protected	0.950			0.950			0.950			0.950		
Satd. Flow (prot)	1626	3321	0	1421	2266	1509	1805	2974	0	1480	2768	0
Flt Permitted	0.328			0.528			0.585			0.512		
Satd. Flow (perm)	561	3321	0	790	2266	1509	1104	2974	0	797	2768	0
Right Turn on Red			Yes			Yes			Yes			Yes
Satd. Flow (RTOR)		5				270		13			152	
Link Speed (k/h)		50			50			50			50	
Link Distance (m)		106.4			328.2			269.5			224.1	
Travel Time (s)		7.7			23.6			19.4			16.1	
Confl. Peds. (#/hr)							3					3
Peak Hour Factor	0.89	0.89	0.89	0.89	0.89	0.89	0.89	0.89	0.89	0.89	0.89	0.89
Heavy Vehicles (%)	11%	8%	7%	27%	9%	7%	0%	17%	37%	22%	9%	25%
Adj. Flow (vph)	129	360	17	34	506	270	17	169	22	84	118	152
Shared Lane Traffic (%)												
Lane Group Flow (vph)	129	377	0	34	506	270	17	191	0	84	270	0
Turn Type	pm+pt	NA		Perm	NA	Perm	Perm	NA		pm+pt	NA	
Protected Phases	5	2			6			4		3	8	
Permitted Phases	2			6		6	4			8		
Detector Phase	5	2		6	6	6	4	4		3	8	
Switch Phase												
Minimum Initial (s)	5.0	20.0		20.0	20.0	20.0	10.0	10.0		5.0	10.0	
Minimum Split (s)	8.0	36.3		36.3	36.3	36.3	37.6	37.6		8.0	27.6	
Total Split (s)	9.0	60.0		51.0	51.0	51.0	51.0	51.0		9.0	60.0	
Total Split (%)	7.5%	50.0%		42.5%	42.5%	42.5%	42.5%	42.5%		7.5%	50.0%	
Maximum Green (s)	6.0	53.7		44.7	44.7	44.7	44.4	44.4		6.0	53.4	
Yellow Time (s)	3.0	3.7		3.7	3.7	3.7	3.3	3.3		3.0	3.3	
All-Red Time (s)	0.0	2.6		2.6	2.6	2.6	3.3	3.3		0.0	3.3	
Lost Time Adjust (s)	0.0	0.0		0.0	0.0	0.0	0.0	0.0		0.0	0.0	
Total Lost Time (s)	3.0	6.3		6.3	6.3	6.3	6.6	6.6		3.0	6.6	
Lead/Lag	Lead			Lag	Lag	Lag	Lag	Lag		Lead		
Lead-Lag Optimize?	Yes			Yes	Yes	Yes	Yes	Yes		Yes		
Vehicle Extension (s)	3.0	3.0		3.0	3.0	3.0	3.0	3.0		3.0	3.0	
Recall Mode	None	C-Max		C-Max	C-Max	C-Max	None	None		None	None	
Walk Time (s)		12.0		12.0	12.0	12.0	10.0	10.0			10.0	
Flash Dont Walk (s)		18.0		18.0	18.0	18.0	21.0	21.0			1.0	
Pedestrian Calls (#/hr)		0		0	0	0	0	0			3	
Act Effct Green (s)	90.3	87.0		75.8	75.8	75.8	12.9	12.9		23.7	20.1	
Actuated g/C Ratio	0.75	0.72		0.63	0.63	0.63	0.11	0.11		0.20	0.17	
v/c Ratio	0.26	0.16		0.07	0.35	0.26	0.14	0.58		0.44	0.46	

Lane Group	EBL	EBT	EBR	WBL	WBT	WBR	NBL	NBT	NBR	SBL	SBT	SBR
Control Delay	6.0	6.0		11.0	12.4	2.0	50.0	54.3		46.9	20.7	
Queue Delay	0.0	0.0		0.0	0.0	0.0	0.0	0.0		0.0	0.0	
Total Delay	6.0	6.0		11.0	12.4	2.0	50.0	54.3		46.9	20.7	
LOS	A	A		B	B	A	D	D		D	C	
Approach Delay		6.0			8.9			53.9			26.9	
Approach LOS		A			A			D			C	
Queue Length 50th (m)	12.6	21.7		3.1	44.1	0.0	3.9	22.4		17.6	13.3	
Queue Length 95th (m)	15.3	22.7		8.8	69.0	11.2	10.9	33.6		31.2	25.0	
Internal Link Dist (m)		82.4			304.2			245.5			200.1	
Turn Bay Length (m)	50.0			60.0		60.0	85.0			30.0		
Base Capacity (vph)	495	2409		499	1430	1052	408	1108		191	1316	
Starvation Cap Reductn	0	0		0	0	0	0	0		0	0	
Spillback Cap Reductn	0	0		0	0	0	0	0		0	0	
Storage Cap Reductn	0	0		0	0	0	0	0		0	0	
Reduced v/c Ratio	0.26	0.16		0.07	0.35	0.26	0.04	0.17		0.44	0.21	

Intersection Summary			
Area Type:	Other		
Cycle Length: 120			
Actuated Cycle Length: 120			
Offset: 0 (0%), Referenced to phase 2:EBTL and 6:WBTL, Start of Green			
Natural Cycle: 90			
Control Type: Actuated-Coordinated			
Maximum v/c Ratio: 0.58			
Intersection Signal Delay: 16.5		Intersection LOS: B	
Intersection Capacity Utilization 71.6%		ICU Level of Service C	
Analysis Period (min) 15			
* User Entered Value			

Splits and Phases: 170: Dartnall Rd. & Rymal Rd.

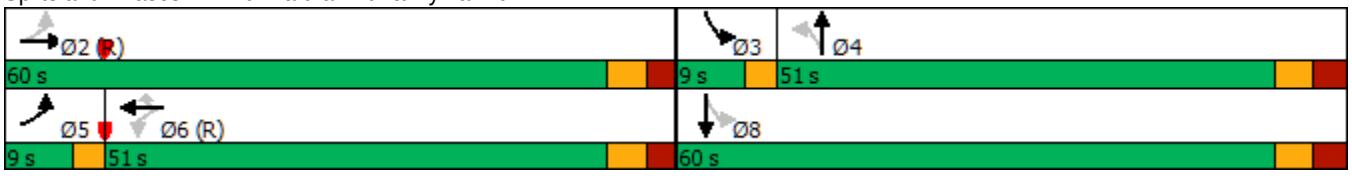

Lane Group	EBL	EBT	EBR	WBL	WBT	WBR	NBL	NBT	NBR	SBL	SBT	SBR
Lane Configurations												
Traffic Volume (vph)	25	740	40	80	775	10	10	0	55	5	0	20
Future Volume (vph)	25	740	40	80	775	10	10	0	55	5	0	20
Ideal Flow (vphpl)	1900	1900	1900	1900	1900	1900	1900	1900	1900	1900	1900	1900
Storage Length (m)	40.0		0.0	40.0		0.0	0.0		0.0	0.0		0.0
Storage Lanes	1		1	1		0	0		0	0		0
Taper Length (m)	7.5			7.5			7.5			7.5		
Lane Util. Factor	1.00	1.00	1.00	1.00	1.00	1.00	1.00	1.00	1.00	1.00	1.00	1.00
Ped Bike Factor			0.97	1.00								
Frt			0.850		0.998			0.886			0.890	
Flt Protected	0.950			0.950				0.992			0.991	
Satd. Flow (prot)	1805	1900	1615	1770	1839	0	0	1552	0	0	1636	0
Flt Permitted	0.308			0.329				0.939			0.935	
Satd. Flow (perm)	585	1900	1570	612	1839	0	0	1469	0	0	1543	0
Right Turn on Red			Yes			Yes			Yes			Yes
Satd. Flow (RTOR)			43		1			59			24	
Link Speed (k/h)		50			50			50			50	
Link Distance (m)		170.2			375.5			112.3			153.5	
Travel Time (s)		12.3			27.0			8.1			11.1	
Confl. Peds. (#/hr)			4	4								
Peak Hour Factor	0.93	0.93	0.93	0.93	0.93	0.93	0.93	0.93	0.93	0.93	0.93	0.93
Heavy Vehicles (%)	0%	0%	0%	2%	3%	11%	0%	0%	9%	0%	4%	3%
Adj. Flow (vph)	27	796	43	86	833	11	11	0	59	5	0	22
Shared Lane Traffic (%)												
Lane Group Flow (vph)	27	796	43	86	844	0	0	70	0	0	27	0
Turn Type	Perm	NA	Perm	Perm	NA		Perm	NA		Perm	NA	
Protected Phases		2			6			8			4	
Permitted Phases	2		2	6			8			4		
Detector Phase	2	2	2	6	6		8	8		4	4	
Switch Phase												
Minimum Initial (s)	30.0	30.0	30.0	30.0	30.0		10.0	10.0		10.0	10.0	
Minimum Split (s)	35.6	35.6	35.6	35.6	35.6		29.7	29.7		29.7	29.7	
Total Split (s)	89.0	89.0	89.0	89.0	89.0		31.0	31.0		31.0	31.0	
Total Split (%)	74.2%	74.2%	74.2%	74.2%	74.2%		25.8%	25.8%		25.8%	25.8%	
Maximum Green (s)	83.4	83.4	83.4	83.4	83.4		25.3	25.3		25.3	25.3	
Yellow Time (s)	3.7	3.7	3.7	3.7	3.7		3.3	3.3		3.3	3.3	
All-Red Time (s)	1.9	1.9	1.9	1.9	1.9		2.4	2.4		2.4	2.4	
Lost Time Adjust (s)	0.0	0.0	0.0	0.0	0.0			0.0			0.0	
Total Lost Time (s)	5.6	5.6	5.6	5.6	5.6			5.7			5.7	
Lead/Lag												
Lead-Lag Optimize?												
Vehicle Extension (s)	3.0	3.0	3.0	3.0	3.0		3.0	3.0		3.0	3.0	
Recall Mode	C-Max	C-Max	C-Max	C-Max	C-Max		None	None		None	None	
Walk Time (s)	21.0	21.0	21.0	21.0	21.0		12.0	12.0		12.0	12.0	
Flash Dont Walk (s)	9.0	9.0	9.0	9.0	9.0		12.0	12.0		12.0	12.0	
Pedestrian Calls (#/hr)	3	3	3	0	0		0	0		0	0	
Act Effct Green (s)	102.7	102.7	102.7	102.7	102.7			10.2			10.2	
Actuated g/C Ratio	0.86	0.86	0.86	0.86	0.86			0.08			0.08	
v/c Ratio	0.05	0.49	0.03	0.16	0.54			0.39			0.18	

Lane Group	EBL	EBT	EBR	WBL	WBT	WBR	NBL	NBT	NBR	SBL	SBT	SBR
Control Delay	2.4	4.1	0.7	3.6	5.5			23.5			23.7	
Queue Delay	0.0	0.0	0.0	0.0	0.0			0.0			0.0	
Total Delay	2.4	4.1	0.7	3.6	5.5			23.5			23.7	
LOS	A	A	A	A	A			C			C	
Approach Delay		3.9			5.3			23.5			23.7	
Approach LOS		A			A			C			C	
Queue Length 50th (m)	1.0	46.6	0.0	4.9	84.9			2.6			0.7	
Queue Length 95th (m)	2.8	68.6	1.8	m7.2	95.0			17.3			10.1	
Internal Link Dist (m)		146.2			351.5			88.3			129.5	
Turn Bay Length (m)	40.0			40.0								
Base Capacity (vph)	501	1626	1350	524	1574			356			344	
Starvation Cap Reductn	0	0	0	0	0			0			0	
Spillback Cap Reductn	0	0	0	0	0			0			0	
Storage Cap Reductn	0	0	0	0	0			0			0	
Reduced v/c Ratio	0.05	0.49	0.03	0.16	0.54			0.20			0.08	

Intersection Summary

Area Type: Other
Cycle Length: 120
Actuated Cycle Length: 120
Offset: 114 (95%), Referenced to phase 2:EBTL and 6:WBTL, Start of Green
Natural Cycle: 75
Control Type: Actuated-Coordinated
Maximum v/c Ratio: 0.54
Intersection Signal Delay: 5.6 Intersection LOS: A
Intersection Capacity Utilization 84.2% ICU Level of Service E
Analysis Period (min) 15
m Volume for 95th percentile queue is metered by upstream signal.

Splits and Phases: 101: Springside Dr./Atessa Dr. & Rymal Rd.



Lane Group	EBL	EBT	EBR	WBL	WBT	WBR	NBL	NBT	NBR	SBL	SBT	SBR
Lane Configurations												
Traffic Volume (vph)	135	645	25	55	630	70	20	35	45	95	60	220
Future Volume (vph)	135	645	25	55	630	70	20	35	45	95	60	220
Ideal Flow (vphpl)	1900	1900	1900	1900	1900	1900	1900	1900	1900	1900	1900	1900
Storage Length (m)	50.0		10.0	40.0		0.0	15.0		0.0	35.0		0.0
Storage Lanes	1		0	1		0	1		0	1		0
Taper Length (m)	7.5			7.5			7.5			7.5		
Lane Util. Factor	1.00	1.00	1.00	1.00	1.00	1.00	1.00	1.00	1.00	1.00	1.00	1.00
Ped Bike Factor		1.00		1.00	1.00		0.99	0.98		0.99	0.98	
Frt		0.994			0.985			0.915			0.882	
Flt Protected	0.950			0.950			0.950			0.950		
Satd. Flow (prot)	1752	1851	0	1805	1807	0	1703	1704	0	1805	1582	0
Flt Permitted	0.266			0.381			0.205			0.703		
Satd. Flow (perm)	491	1851	0	723	1807	0	365	1704	0	1317	1582	0
Right Turn on Red			Yes			Yes			Yes			Yes
Satd. Flow (RTOR)		3			7			47			142	
Link Speed (k/h)		50			50			50			50	
Link Distance (m)		375.5			185.6			230.2			240.7	
Travel Time (s)		27.0			13.4			16.6			17.3	
Confl. Peds. (#/hr)	3		2	2		3	5		7	7		5
Peak Hour Factor	0.96	0.96	0.96	0.96	0.96	0.96	0.96	0.96	0.96	0.96	0.96	0.96
Heavy Vehicles (%)	3%	2%	0%	0%	3%	6%	6%	0%	0%	0%	1%	4%
Adj. Flow (vph)	141	672	26	57	656	73	21	36	47	99	63	229
Shared Lane Traffic (%)												
Lane Group Flow (vph)	141	698	0	57	729	0	21	83	0	99	292	0
Turn Type	pm+pt	NA		Perm	NA		Perm	NA		Perm	NA	
Protected Phases	5	2			6			4			8	
Permitted Phases	2			6			4			8		
Detector Phase	5	2		6	6		4	4		8	8	
Switch Phase												
Minimum Initial (s)	5.0	30.0		30.0	30.0		10.0	10.0		10.0	10.0	
Minimum Split (s)	9.5	36.0		36.0	36.0		33.1	33.1		33.1	33.1	
Total Split (s)	14.0	86.0		72.0	72.0		34.0	34.0		34.0	34.0	
Total Split (%)	11.7%	71.7%		60.0%	60.0%		28.3%	28.3%		28.3%	28.3%	
Maximum Green (s)	11.0	80.0		66.0	66.0		27.9	27.9		27.9	27.9	
Yellow Time (s)	3.0	3.7		3.7	3.7		3.3	3.3		3.3	3.3	
All-Red Time (s)	0.0	2.3		2.3	2.3		2.8	2.8		2.8	2.8	
Lost Time Adjust (s)	0.0	0.0		0.0	0.0		0.0	0.0		0.0	0.0	
Total Lost Time (s)	3.0	6.0		6.0	6.0		6.1	6.1		6.1	6.1	
Lead/Lag	Lead			Lag	Lag							
Lead-Lag Optimize?	Yes			Yes	Yes							
Vehicle Extension (s)	2.0	0.2		0.2	0.2		5.0	5.0		5.0	5.0	
Recall Mode	None	C-Max		C-Max	C-Max		Min	Min		Min	Min	
Walk Time (s)		10.0		10.0	10.0		10.0	10.0		10.0	10.0	
Flash Dont Walk (s)		17.0		17.0	17.0		17.0	17.0		17.0	17.0	
Pedestrian Calls (#/hr)		2		3	3		5	5		7	7	
Act Effct Green (s)	91.4	88.4		78.2	78.2		19.5	19.5		19.5	19.5	
Actuated g/C Ratio	0.76	0.74		0.65	0.65		0.16	0.16		0.16	0.16	
v/c Ratio	0.31	0.51		0.12	0.62		0.36	0.26		0.46	0.78	

Lane Group	EBL	EBT	EBR	WBL	WBT	WBR	NBL	NBT	NBR	SBL	SBT	SBR
Control Delay	6.1	7.9		6.7	8.0		58.7	21.8		50.8	38.0	
Queue Delay	0.0	0.0		0.0	0.0		0.0	0.0		0.0	0.0	
Total Delay	6.1	7.9		6.7	8.0		58.7	21.8		50.8	38.0	
LOS	A	A		A	A		E	C		D	D	
Approach Delay		7.6			7.9			29.3			41.2	
Approach LOS		A			A			C			D	
Queue Length 50th (m)	7.6	59.0		1.3	17.1		4.7	7.7		22.5	36.3	
Queue Length 95th (m)	16.8	78.2		9.1	80.0		12.7	20.8		37.4	63.9	
Internal Link Dist (m)		351.5			161.6			206.2			216.7	
Turn Bay Length (m)	50.0			40.0			15.0			35.0		
Base Capacity (vph)	489	1365		471	1180		84	432		306	476	
Starvation Cap Reductn	0	0		0	0		0	0		0	0	
Spillback Cap Reductn	0	0		0	0		0	0		0	0	
Storage Cap Reductn	0	0		0	0		0	0		0	0	
Reduced v/c Ratio	0.29	0.51		0.12	0.62		0.25	0.19		0.32	0.61	

Intersection Summary			
Area Type:	Other		
Cycle Length: 120			
Actuated Cycle Length: 120			
Offset: 0 (0%), Referenced to phase 2:EBTL and 6:WBTL, Start of Green			
Natural Cycle: 80			
Control Type: Actuated-Coordinated			
Maximum v/c Ratio: 0.78			
Intersection Signal Delay: 15.0		Intersection LOS: B	
Intersection Capacity Utilization 93.5%		ICU Level of Service F	
Analysis Period (min) 15			

Splits and Phases: 110: Upper Wellington St. & Rymal Rd.



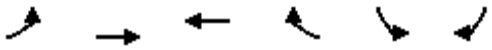

Movement	EBL	EBT	WBT	WBR	SBL	SBR
Lane Configurations						
Traffic Volume (veh/h)	5	785	745	15	5	10
Future Volume (Veh/h)	5	785	745	15	5	10
Sign Control		Free	Free		Stop	
Grade		0%	0%		0%	
Peak Hour Factor	0.95	0.95	0.95	0.95	0.95	0.95
Hourly flow rate (vph)	5	826	784	16	5	11
Pedestrians					6	
Lane Width (m)					3.6	
Walking Speed (m/s)					1.2	
Percent Blockage					1	
Right turn flare (veh)						2
Median type		None	None			
Median storage veh)						
Upstream signal (m)		186	187			
pX, platoon unblocked	0.84				0.88	0.84
vC, conflicting volume	806				1626	790
vC1, stage 1 conf vol						
vC2, stage 2 conf vol						
vCu, unblocked vol	672				1229	653
tC, single (s)	4.1				6.4	6.2
tC, 2 stage (s)						
tF (s)	2.2				3.5	3.3
p0 queue free %	99				97	97
cM capacity (veh/h)	774				172	393

Direction, Lane #	EB 1	EB 2	WB 1	WB 2	SB 1
Volume Total	5	826	784	16	16
Volume Left	5	0	0	0	5
Volume Right	0	0	0	16	11
cSH	774	1700	1700	1700	551
Volume to Capacity	0.01	0.49	0.46	0.01	0.03
Queue Length 95th (m)	0.2	0.0	0.0	0.0	0.7
Control Delay (s)	9.7	0.0	0.0	0.0	18.2
Lane LOS	A				C
Approach Delay (s)	0.1		0.0		18.2
Approach LOS					C

Intersection Summary			
Average Delay	0.2		
Intersection Capacity Utilization	51.3%	ICU Level of Service	A
Analysis Period (min)	15		

Lane Group	EBT	EBR	WBL	WBT	NBL	NBR
Lane Configurations						
Traffic Volume (vph)	710	75	95	665	90	115
Future Volume (vph)	710	75	95	665	90	115
Ideal Flow (vphpl)	1900	1900	1900	1900	1900	1900
Storage Length (m)		55.0	35.0		0.0	0.0
Storage Lanes		1	1		1	1
Taper Length (m)			65.0		7.5	
Lane Util. Factor	1.00	1.00	1.00	1.00	1.00	1.00
Ped Bike Factor		0.98			0.98	0.93
Frt		0.850				0.850
Flt Protected			0.950		0.950	
Satd. Flow (prot)	1900	1615	1805	1845	1787	1615
Flt Permitted			0.274		0.950	
Satd. Flow (perm)	1900	1576	521	1845	1750	1499
Right Turn on Red		Yes				Yes
Satd. Flow (RTOR)		59				116
Link Speed (k/h)	50			50	50	
Link Distance (m)	186.7			157.7	124.6	
Travel Time (s)	13.4			11.4	9.0	
Confl. Peds. (#/hr)		2	2		9	23
Peak Hour Factor	0.99	0.99	0.99	0.99	0.99	0.99
Heavy Vehicles (%)	0%	0%	0%	3%	1%	0%
Adj. Flow (vph)	717	76	96	672	91	116
Shared Lane Traffic (%)						
Lane Group Flow (vph)	717	76	96	672	91	116
Turn Type	NA	Perm	pm+pt	NA	Prot	Perm
Protected Phases	2		1	6	4	
Permitted Phases		2	6			4
Detector Phase	2	2	1	6	4	4
Switch Phase						
Minimum Initial (s)	30.0	30.0	5.0	30.0	10.0	10.0
Minimum Split (s)	35.6	35.6	8.0	35.6	31.8	31.8
Total Split (s)	74.6	74.6	13.2	74.6	32.2	32.2
Total Split (%)	62.2%	62.2%	11.0%	62.2%	26.8%	26.8%
Maximum Green (s)	69.0	69.0	10.2	69.0	26.4	26.4
Yellow Time (s)	3.7	3.7	3.0	3.7	3.3	3.3
All-Red Time (s)	1.9	1.9	0.0	1.9	2.5	2.5
Lost Time Adjust (s)	0.0	0.0	0.0	0.0	0.0	0.0
Total Lost Time (s)	5.6	5.6	3.0	5.6	5.8	5.8
Lead/Lag	Lag	Lag	Lead			
Lead-Lag Optimize?	Yes	Yes	Yes			
Vehicle Extension (s)	3.0	3.0	3.0	3.0	3.0	3.0
Recall Mode	C-Max	C-Max	None	C-Max	None	None
Walk Time (s)	17.0	17.0			12.0	12.0
Flash Dont Walk (s)	13.0	13.0			14.0	14.0
Pedestrian Calls (#/hr)	2	2			32	32
Act Effct Green (s)	78.7	78.7	91.6	89.0	19.6	19.6
Actuated g/C Ratio	0.66	0.66	0.76	0.74	0.16	0.16
v/c Ratio	0.58	0.07	0.20	0.49	0.31	0.34

Lane Group	EBT	EBR	WBL	WBT	NBL	NBR
Control Delay	11.9	2.1	6.8	14.6	44.8	9.8
Queue Delay	0.0	0.0	0.0	0.0	0.0	0.0
Total Delay	11.9	2.1	6.8	14.6	44.8	9.8
LOS	B	A	A	B	D	A
Approach Delay	10.9			13.6	25.2	
Approach LOS	B			B	C	
Queue Length 50th (m)	100.6	0.8	11.0	154.4	18.8	0.0
Queue Length 95th (m)	125.8	3.6	m14.2	182.5	34.1	15.7
Internal Link Dist (m)	162.7			133.7	100.6	
Turn Bay Length (m)		55.0	35.0			
Base Capacity (vph)	1246	1054	507	1367	393	420
Starvation Cap Reductn	0	0	0	0	0	0
Spillback Cap Reductn	0	0	0	0	0	0
Storage Cap Reductn	0	0	0	0	0	0
Reduced v/c Ratio	0.58	0.07	0.19	0.49	0.23	0.28

Intersection Summary			
Area Type:	Other		
Cycle Length: 120			
Actuated Cycle Length: 120			
Offset: 11 (9%), Referenced to phase 2:EBT and 6:WBTL, Start of Green			
Natural Cycle: 80			
Control Type: Actuated-Coordinated			
Maximum v/c Ratio: 0.58			
Intersection Signal Delay: 13.8		Intersection LOS: B	
Intersection Capacity Utilization 70.9%		ICU Level of Service C	
Analysis Period (min) 15			
m Volume for 95th percentile queue is metered by upstream signal.			

Splits and Phases: 112: Turner Park Library & Rymal Rd.



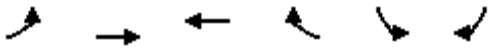

Movement	EBL	EBT	WBT	WBR	SBL	SBR
Lane Configurations						
Traffic Volume (veh/h)	35	795	735	35	10	25
Future Volume (Veh/h)	35	795	735	35	10	25
Sign Control		Free	Free		Stop	
Grade		0%	0%		0%	
Peak Hour Factor	0.98	0.98	0.98	0.98	0.98	0.98
Hourly flow rate (vph)	36	811	750	36	10	26
Pedestrians		4	7		3	
Lane Width (m)		3.6	3.6		3.6	
Walking Speed (m/s)		1.2	1.2		1.2	
Percent Blockage		0	1		0	
Right turn flare (veh)						
Median type		None	None			
Median storage veh)						
Upstream signal (m)		158	345			
pX, platoon unblocked	0.77				0.89	0.77
vC, conflicting volume	789				1643	757
vC1, stage 1 conf vol						
vC2, stage 2 conf vol						
vCu, unblocked vol	581				1093	540
tC, single (s)	4.1				6.4	6.2
tC, 2 stage (s)						
tF (s)	2.2				3.5	3.3
p0 queue free %	95				95	94
cM capacity (veh/h)	774				200	420

Direction, Lane #	EB 1	EB 2	WB 1	WB 2	SB 1	SB 2
Volume Total	36	811	750	36	10	26
Volume Left	36	0	0	0	10	0
Volume Right	0	0	0	36	0	26
cSH	774	1700	1700	1700	200	420
Volume to Capacity	0.05	0.48	0.44	0.02	0.05	0.06
Queue Length 95th (m)	1.2	0.0	0.0	0.0	1.3	1.6
Control Delay (s)	9.9	0.0	0.0	0.0	23.9	14.1
Lane LOS	A				C	B
Approach Delay (s)	0.4		0.0		16.9	
Approach LOS					C	

Intersection Summary			
Average Delay	0.6		
Intersection Capacity Utilization	53.1%	ICU Level of Service	A
Analysis Period (min)	15		

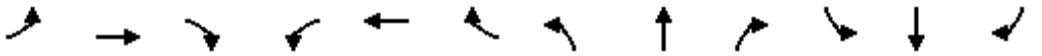

Lane Group	EBL	EBT	EBR	WBL	WBT	WBR	NBL	NBT	NBR	SBL	SBT	SBR
Lane Configurations												
Traffic Volume (vph)	215	565	20	35	600	95	25	65	35	100	50	165
Future Volume (vph)	215	565	20	35	600	95	25	65	35	100	50	165
Ideal Flow (vphpl)	1900	1900	1900	1900	1900	1900	1900	1900	1900	1900	1900	1900
Storage Length (m)	80.0		15.0	50.0		120.0	30.0		0.0	55.0		0.0
Storage Lanes	1		1	1		1	1		0	1		1
Taper Length (m)	7.5			20.0			35.0			7.5		
Lane Util. Factor	1.00	1.00	1.00	1.00	1.00	1.00	1.00	1.00	1.00	1.00	1.00	1.00
Ped Bike Factor	0.99		0.96	0.99		0.94	0.96	0.99		0.98		0.93
Frt			0.850			0.850		0.947				0.850
Flt Protected	0.950			0.950			0.950			0.950		
Satd. Flow (prot)	1641	1759	1495	1626	1712	1495	1597	1657	0	1687	1712	1538
Flt Permitted	0.288			0.440			0.722			0.689		
Satd. Flow (perm)	493	1759	1441	748	1712	1413	1159	1657	0	1203	1712	1434
Right Turn on Red			Yes			Yes			Yes			Yes
Satd. Flow (RTOR)			30			100		22				174
Link Speed (k/h)		50			50			50			50	
Link Distance (m)		344.6			378.8			243.5			277.8	
Travel Time (s)		24.8			27.3			17.5			20.0	
Confl. Peds. (#/hr)	38		7	7		38	25		10	10		25
Peak Hour Factor	0.95	0.95	0.95	0.95	0.95	0.95	0.95	0.95	0.95	0.95	0.95	0.95
Heavy Vehicles (%)	10%	8%	8%	11%	11%	8%	13%	5%	11%	7%	11%	5%
Adj. Flow (vph)	226	595	21	37	632	100	26	68	37	105	53	174
Shared Lane Traffic (%)												
Lane Group Flow (vph)	226	595	21	37	632	100	26	105	0	105	53	174
Turn Type	pm+pt	NA	Perm	Perm	NA	Perm	Perm	NA		Perm	NA	Perm
Protected Phases	1	6			2			4			4	
Permitted Phases	6		6	2		2	4			4		4
Detector Phase	1	6	6	2	2	2	4	4		4	4	4
Switch Phase												
Minimum Initial (s)	5.0	1.0	1.0	30.0	30.0	30.0	10.0	10.0		10.0	10.0	10.0
Minimum Split (s)	9.5	31.3	31.3	37.3	37.3	37.3	37.3	37.3		37.3	37.3	37.3
Total Split (s)	17.0	82.0	82.0	65.0	65.0	65.0	38.0	38.0		38.0	38.0	38.0
Total Split (%)	14.2%	68.3%	68.3%	54.2%	54.2%	54.2%	31.7%	31.7%		31.7%	31.7%	31.7%
Maximum Green (s)	14.0	75.7	75.7	58.7	58.7	58.7	31.7	31.7		31.7	31.7	31.7
Yellow Time (s)	3.0	3.7	3.7	3.7	3.7	3.7	3.3	3.3		3.3	3.3	3.3
All-Red Time (s)	0.0	2.6	2.6	2.6	2.6	2.6	3.0	3.0		3.0	3.0	3.0
Lost Time Adjust (s)	0.0	0.0	0.0	0.0	0.0	0.0	0.0	0.0		0.0	0.0	0.0
Total Lost Time (s)	3.0	6.3	6.3	6.3	6.3	6.3	6.3	6.3		6.3	6.3	6.3
Lead/Lag	Lead			Lag	Lag	Lag						
Lead-Lag Optimize?	Yes			Yes	Yes	Yes						
Vehicle Extension (s)	3.0	3.0	3.0	3.0	3.0	3.0	3.0	3.0		3.0	3.0	3.0
Recall Mode	None	C-Max	C-Max	C-Max	C-Max	C-Max	None	None		None	None	None
Walk Time (s)		12.0	12.0	12.0	12.0	12.0	12.0	12.0		12.0	12.0	12.0
Flash Dont Walk (s)		13.0	13.0	19.0	19.0	19.0	19.0	19.0		19.0	19.0	19.0
Pedestrian Calls (#/hr)		7	7	38	38	38	35	35		35	35	35
Act Effct Green (s)	87.5	84.2	84.2	70.2	70.2	70.2	23.2	23.2		23.2	23.2	23.2
Actuated g/C Ratio	0.73	0.70	0.70	0.58	0.58	0.58	0.19	0.19		0.19	0.19	0.19
v/c Ratio	0.49	0.48	0.02	0.08	0.63	0.12	0.12	0.31		0.45	0.16	0.42

Lane Group	EBL	EBT	EBR	WBL	WBT	WBR	NBL	NBT	NBR	SBL	SBT	SBR
Control Delay	6.3	3.3	0.1	6.6	9.9	0.5	36.6	32.4		46.7	37.5	8.3
Queue Delay	0.0	0.0	0.0	0.0	0.0	0.0	0.0	0.0		0.0	0.0	0.0
Total Delay	6.3	3.3	0.1	6.6	9.9	0.5	36.6	32.4		46.7	37.5	8.3
LOS	A	A	A	A	A	A	D	C		D	D	A
Approach Delay		4.0			8.5			33.2			25.1	
Approach LOS		A			A			C			C	
Queue Length 50th (m)	3.3	11.2	0.0	1.6	76.0	0.3	4.9	16.1		21.2	10.1	0.0
Queue Length 95th (m)	8.9	21.2	m0.2	m3.0	59.3	m0.0	12.7	31.7		38.3	21.1	17.7
Internal Link Dist (m)		320.6			354.8			219.5			253.8	
Turn Bay Length (m)	80.0		15.0	50.0		120.0	30.0			55.0		
Base Capacity (vph)	494	1234	1020	437	1001	867	306	453		317	452	506
Starvation Cap Reductn	0	0	0	0	0	0	0	0		0	0	0
Spillback Cap Reductn	0	0	0	0	0	0	0	0		0	0	0
Storage Cap Reductn	0	0	0	0	0	0	0	0		0	0	0
Reduced v/c Ratio	0.46	0.48	0.02	0.08	0.63	0.12	0.08	0.23		0.33	0.12	0.34

Intersection Summary			
Area Type:	Other		
Cycle Length: 120			
Actuated Cycle Length: 120			
Offset: 56 (47%), Referenced to phase 2:WBTL and 6:EBTL, Start of Green			
Natural Cycle: 85			
Control Type: Actuated-Coordinated			
Maximum v/c Ratio: 0.63			
Intersection Signal Delay: 10.9		Intersection LOS: B	
Intersection Capacity Utilization 90.4%		ICU Level of Service E	
Analysis Period (min) 15			
m	Volume for 95th percentile queue is metered by upstream signal.		

Splits and Phases: 120: Upper Wentworth St. & Rymal Rd.



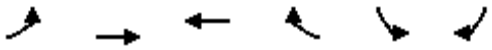

Movement	EBL	EBT	WBT	WBR	SBL	SBR
Lane Configurations						
Traffic Volume (veh/h)	15	685	735	50	50	10
Future Volume (Veh/h)	15	685	735	50	50	10
Sign Control		Free	Free		Stop	
Grade		0%	0%		0%	
Peak Hour Factor	0.99	0.99	0.99	0.99	0.99	0.99
Hourly flow rate (vph)	15	692	742	51	51	10
Pedestrians					22	
Lane Width (m)					3.6	
Walking Speed (m/s)					1.2	
Percent Blockage					2	
Right turn flare (veh)						
Median type		None	None			
Median storage veh)						
Upstream signal (m)		379				
pX, platoon unblocked					0.86	
vC, conflicting volume	815				1512	790
vC1, stage 1 conf vol						
vC2, stage 2 conf vol						
vCu, unblocked vol	815				1513	790
tC, single (s)	4.1				6.4	6.2
tC, 2 stage (s)						
tF (s)	2.2				3.5	3.3
p0 queue free %	98				54	97
cM capacity (veh/h)	806				111	386

Direction, Lane #	EB 1	EB 2	WB 1	SB 1	SB 2
Volume Total	15	692	793	51	10
Volume Left	15	0	0	51	0
Volume Right	0	0	51	0	10
cSH	806	1700	1700	111	386
Volume to Capacity	0.02	0.41	0.47	0.46	0.03
Queue Length 95th (m)	0.5	0.0	0.0	16.1	0.6
Control Delay (s)	9.6	0.0	0.0	62.7	14.6
Lane LOS	A			F	B
Approach Delay (s)	0.2		0.0	54.8	
Approach LOS				F	

Intersection Summary			
Average Delay	2.2		
Intersection Capacity Utilization	51.8%	ICU Level of Service	A
Analysis Period (min)	15		



Movement	EBT	EBR	WBL	WBT	NBL	NBR
Lane Configurations						
Traffic Volume (veh/h)	715	25	15	760	20	15
Future Volume (Veh/h)	715	25	15	760	20	15
Sign Control	Free			Free	Stop	
Grade	0%			0%	0%	
Peak Hour Factor	0.94	0.94	0.94	0.94	0.94	0.94
Hourly flow rate (vph)	761	27	16	809	21	16
Pedestrians				2		
Lane Width (m)				3.6		
Walking Speed (m/s)				1.2		
Percent Blockage				0		
Right turn flare (veh)						2
Median type	None			None		
Median storage veh)						
Upstream signal (m)				292		
pX, platoon unblocked					0.68	
vC, conflicting volume			788		1616	776
vC1, stage 1 conf vol						
vC2, stage 2 conf vol						
vCu, unblocked vol			788		1670	776
tC, single (s)			4.1		6.4	6.2
tC, 2 stage (s)						
tF (s)			2.2		3.5	3.3
p0 queue free %			98		71	96
cM capacity (veh/h)			840		71	400

Direction, Lane #	EB 1	WB 1	WB 2	NB 1
Volume Total	788	16	809	37
Volume Left	0	16	0	21
Volume Right	27	0	0	16
cSH	1700	840	1700	126
Volume to Capacity	0.46	0.02	0.48	0.29
Queue Length 95th (m)	0.0	0.5	0.0	9.1
Control Delay (s)	0.0	9.4	0.0	48.9
Lane LOS		A		E
Approach Delay (s)	0.0	0.2		48.9
Approach LOS				E

Intersection Summary			
Average Delay	1.2		
Intersection Capacity Utilization	50.6%	ICU Level of Service	A
Analysis Period (min)	15		

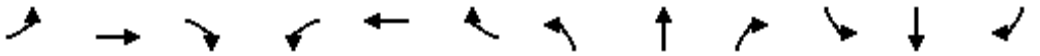

Lane Group	EBL	EBT	EBR	WBL	WBT	WBR	NBL	NBT	NBR	SBL	SBT	SBR
Lane Configurations												
Traffic Volume (vph)	135	595	0	0	615	100	0	0	0	240	0	160
Future Volume (vph)	135	595	0	0	615	100	0	0	0	240	0	160
Ideal Flow (vphpl)	1900	1900	1900	1900	1900	1900	1900	1900	1900	1900	1900	1900
Storage Length (m)	20.0		0.0	20.0		0.0	40.0		0.0	40.0		0.0
Storage Lanes	1		0	1		0	1		0	1		0
Taper Length (m)	7.5			7.5			7.5			7.5		
Lane Util. Factor	1.00	1.00	1.00	1.00	1.00	1.00	1.00	1.00	1.00	1.00	1.00	1.00
Ped Bike Factor					0.99					0.99	0.97	
Frt					0.979						0.850	
Flt Protected	0.950									0.950		
Satd. Flow (prot)	1770	1900	0	1900	1799	0	1900	1900	0	1787	1562	0
Flt Permitted	0.176									0.493		
Satd. Flow (perm)	328	1900	0	1900	1799	0	1900	1900	0	921	1562	0
Right Turn on Red			Yes			Yes			Yes			Yes
Satd. Flow (RTOR)					10						317	
Link Speed (k/h)		50			50			50			50	
Link Distance (m)		291.6			340.9			113.6			275.5	
Travel Time (s)		21.0			24.5			8.2			19.8	
Confl. Peds. (#/hr)	24		6	6		24	6		3	3		6
Peak Hour Factor	0.91	0.91	0.91	0.91	0.91	0.91	0.91	0.91	0.91	0.91	0.91	0.91
Heavy Vehicles (%)	2%	0%	1%	0%	2%	4%	0%	0%	0%	1%	1%	0%
Adj. Flow (vph)	148	654	0	0	676	110	0	0	0	264	0	176
Shared Lane Traffic (%)												
Lane Group Flow (vph)	148	654	0	0	786	0	0	0	0	264	176	0
Turn Type	pm+pt	NA		pm+pt	NA		pm+pt			pm+pt	NA	
Protected Phases	5	2		1	6		3	8		7	4	
Permitted Phases	2			6			8			4		
Detector Phase	5	2		1	6		3	8		7 4	4	
Switch Phase												
Minimum Initial (s)	5.0	20.0		5.0	20.0		5.0	10.0		5.0	10.0	
Minimum Split (s)	8.0	30.1		8.0	30.1		8.0	34.3		8.0	34.3	
Total Split (s)	9.0	66.0		9.0	66.0		9.0	36.0		9.0	36.0	
Total Split (%)	7.5%	55.0%		7.5%	55.0%		7.5%	30.0%		7.5%	30.0%	
Maximum Green (s)	6.0	59.9		6.0	59.9		6.0	29.7		6.0	29.7	
Yellow Time (s)	3.0	3.7		3.0	3.7		3.0	3.3		3.0	3.3	
All-Red Time (s)	0.0	2.4		0.0	2.4		0.0	3.0		0.0	3.0	
Lost Time Adjust (s)	0.0	0.0		0.0	0.0		0.0	0.0		0.0	0.0	
Total Lost Time (s)	3.0	6.1		3.0	6.1		3.0	6.3		3.0	6.3	
Lead/Lag	Lead	Lag		Lead	Lag		Lead	Lag		Lead	Lag	
Lead-Lag Optimize?	Yes	Yes		Yes	Yes		Yes	Yes		Yes	Yes	
Vehicle Extension (s)	1.0	0.2		1.0	0.2		1.0	0.2		1.0	0.2	
Recall Mode	None	C-Max		None	C-Max		None	None		None	None	
Walk Time (s)		12.0			12.0			12.0			12.0	
Flash Dont Walk (s)		12.0			12.0			16.0			16.0	
Pedestrian Calls (#/hr)		6			24			6			3	
Act Effct Green (s)	86.0	82.9			73.1					28.0	24.7	
Actuated g/C Ratio	0.72	0.69			0.61					0.23	0.21	
v/c Ratio	0.47	0.50			0.71					0.72	0.31	

Lane Group	EBL	EBT	EBR	WBL	WBT	WBR	NBL	NBT	NBR	SBL	SBT	SBR
Control Delay	10.2	11.5			15.2					53.2	1.4	
Queue Delay	0.0	0.0			0.0					0.0	0.0	
Total Delay	10.2	11.5			15.2					53.2	1.4	
LOS	B	B			B					D	A	
Approach Delay		11.3			15.2						32.5	
Approach LOS		B			B						C	
Queue Length 50th (m)	6.3	44.8			59.7					59.8	0.0	
Queue Length 95th (m)	19.0	142.4			m#228.6					#81.3	0.0	
Internal Link Dist (m)		267.6			316.9			89.6			251.5	
Turn Bay Length (m)	20.0									40.0		
Base Capacity (vph)	318	1312			1100					416	640	
Starvation Cap Reductn	0	0			0					0	0	
Spillback Cap Reductn	0	0			0					0	0	
Storage Cap Reductn	0	0			0					0	0	
Reduced v/c Ratio	0.47	0.50			0.71					0.63	0.28	

Intersection Summary			
Area Type:	Other		
Cycle Length: 120			
Actuated Cycle Length: 120			
Offset: 0 (0%), Referenced to phase 2:EBTL and 6:WBTL, Start of Green			
Natural Cycle: 95			
Control Type: Actuated-Coordinated			
Maximum v/c Ratio: 0.72			
Intersection Signal Delay: 17.4		Intersection LOS: B	
Intersection Capacity Utilization 80.5%		ICU Level of Service D	
Analysis Period (min) 15			
# 95th percentile volume exceeds capacity, queue may be longer.			
Queue shown is maximum after two cycles.			
m Volume for 95th percentile queue is metered by upstream signal.			

Splits and Phases: 130: Rymal Rd. & Upper Sherman Ave.



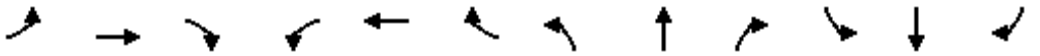

Lane Group	EBL	EBT	EBR	WBL	WBT	WBR	NBL	NBT	NBR	SBL	SBT	SBR
Lane Configurations												
Traffic Volume (vph)	15	600	210	160	565	20	125	20	180	5	20	20
Future Volume (vph)	15	600	210	160	565	20	125	20	180	5	20	20
Ideal Flow (vphpl)	1900	1900	1900	1900	1900	1900	1900	1900	1900	1900	1900	1900
Storage Length (m)	30.0		0.0	30.0		10.0	0.0		0.0	20.0		0.0
Storage Lanes	1		0	1		1	0		0	1		0
Taper Length (m)	7.5			7.5			7.5			30.0		
Lane Util. Factor	1.00	1.00	1.00	1.00	1.00	1.00	1.00	1.00	1.00	1.00	1.00	1.00
Ped Bike Factor	0.99					0.97		0.98		1.00	0.98	
Frt		0.961				0.850		0.925			0.925	
Flt Protected	0.950			0.950				0.981		0.950		
Satd. Flow (prot)	1504	1700	0	1787	1863	1615	0	1659	0	1805	1672	0
Flt Permitted	0.423			0.092				0.855		0.427		
Satd. Flow (perm)	666	1700	0	173	1863	1561	0	1435	0	810	1672	0
Right Turn on Red			Yes			Yes			Yes			Yes
Satd. Flow (RTOR)		23				25		48			22	
Link Speed (k/h)		50			50			50			50	
Link Distance (m)		340.9			498.9			153.4			80.6	
Travel Time (s)		24.5			35.9			11.0			5.8	
Confl. Peds. (#/hr)	5					5	9		2	2		9
Peak Hour Factor	0.89	0.89	0.89	0.89	0.89	0.89	0.89	0.89	0.89	0.89	0.89	0.89
Heavy Vehicles (%)	20%	10%	0%	1%	2%	0%	2%	10%	2%	0%	4%	2%
Adj. Flow (vph)	17	674	236	180	635	22	140	22	202	6	22	22
Shared Lane Traffic (%)												
Lane Group Flow (vph)	17	910	0	180	635	22	0	364	0	6	44	0
Turn Type	Perm	NA		pm+pt	NA	Perm	Perm	NA		Perm	NA	
Protected Phases		2		1	6			4			8	
Permitted Phases	2			6		6	4			8		
Detector Phase	2	2		1	6	6	4	4		8	8	
Switch Phase												
Minimum Initial (s)	20.0	20.0		5.0	20.0	20.0	10.0	10.0		10.0	10.0	
Minimum Split (s)	27.7	27.7		8.0	27.7	27.7	31.7	31.7		31.7	31.7	
Total Split (s)	70.0	70.0		18.0	88.0	88.0	32.0	32.0		32.0	32.0	
Total Split (%)	58.3%	58.3%		15.0%	73.3%	73.3%	26.7%	26.7%		26.7%	26.7%	
Maximum Green (s)	64.3	64.3		15.0	82.3	82.3	26.3	26.3		26.3	26.3	
Yellow Time (s)	3.7	3.7		3.0	3.7	3.7	3.3	3.3		3.3	3.3	
All-Red Time (s)	2.0	2.0		0.0	2.0	2.0	2.4	2.4		2.4	2.4	
Lost Time Adjust (s)	0.0	0.0		0.0	0.0	0.0		0.0		0.0	0.0	
Total Lost Time (s)	5.7	5.7		3.0	5.7	5.7		5.7		5.7	5.7	
Lead/Lag	Lag	Lag		Lead								
Lead-Lag Optimize?	Yes	Yes		Yes								
Vehicle Extension (s)	3.0	3.0		3.0	3.0	3.0	3.0	3.0		3.0	3.0	
Recall Mode	C-Max	C-Max		None	C-Max	C-Max	None	None		None	None	
Walk Time (s)	10.0	10.0			10.0	10.0	10.0	10.0		10.0	10.0	
Flash Dont Walk (s)	12.0	12.0			12.0	12.0	16.0	16.0		16.0	16.0	
Pedestrian Calls (#/hr)	0	0			5	5	2	2		9	9	
Act Effct Green (s)	67.6	67.6		85.0	82.3	82.3		26.3		26.3	26.3	
Actuated g/C Ratio	0.56	0.56		0.71	0.69	0.69		0.22		0.22	0.22	
v/c Ratio	0.05	0.94		0.64	0.50	0.02		1.04		0.03	0.11	

Lane Group	EBL	EBT	EBR	WBL	WBT	WBR	NBL	NBT	NBR	SBL	SBT	SBR
Control Delay	9.7	42.8		22.8	8.0	0.1		98.0		37.8	23.5	
Queue Delay	0.0	0.0		0.0	0.0	0.0		0.0		0.0	0.0	
Total Delay	9.7	42.8		22.8	8.0	0.1		98.0		37.8	23.5	
LOS	A	D		C	A	A		F		D	C	
Approach Delay		42.2			11.0			98.0			25.2	
Approach LOS		D			B			F			C	
Queue Length 50th (m)	1.6	209.3		6.3	90.7	0.1		~87.1		1.2	4.4	
Queue Length 95th (m)	m2.4	#308.3		28.4	24.8	m0.0		#146.4		5.0	14.5	
Internal Link Dist (m)		316.9			474.9			129.4			56.6	
Turn Bay Length (m)	30.0			30.0		10.0				20.0		
Base Capacity (vph)	374	966		324	1277	1078		351		177	383	
Starvation Cap Reductn	0	0		0	0	0		0		0	0	
Spillback Cap Reductn	0	0		0	0	0		0		0	0	
Storage Cap Reductn	0	0		0	0	0		0		0	0	
Reduced v/c Ratio	0.05	0.94		0.56	0.50	0.02		1.04		0.03	0.11	

Intersection Summary			
Area Type:	Other		
Cycle Length: 120			
Actuated Cycle Length: 120			
Offset: 11 (9%), Referenced to phase 2:EBTL and 6:WBTL, Start of Green			
Natural Cycle: 100			
Control Type: Actuated-Coordinated			
Maximum v/c Ratio: 1.04			
Intersection Signal Delay: 39.1		Intersection LOS: D	
Intersection Capacity Utilization 91.9%		ICU Level of Service F	
Analysis Period (min) 15			
~	Volume exceeds capacity, queue is theoretically infinite.		
	Queue shown is maximum after two cycles.		
#	95th percentile volume exceeds capacity, queue may be longer.		
	Queue shown is maximum after two cycles.		
m	Volume for 95th percentile queue is metered by upstream signal.		

Splits and Phases: 131: Miles Rd./Eva St. & Rymal Rd.



Lane Group	EBL	EBT	EBR	WBL	WBT	WBR	NBL	NBT	NBR	SBL	SBT	SBR
Lane Configurations												
Traffic Volume (vph)	200	565	25	40	500	180	45	60	30	175	120	215
Future Volume (vph)	200	565	25	40	500	180	45	60	30	175	120	215
Ideal Flow (vphpl)	1900	1900	1900	1900	1900	1900	1900	1900	1900	1900	1900	1900
Storage Length (m)	30.0		0.0	90.0		40.0	45.0		45.0	50.0		30.0
Storage Lanes	1		0	1		1	1		1	1		1
Taper Length (m)	7.5			7.5			35.0			7.5		
Lane Util. Factor	1.00	1.00	1.00	1.00	1.00	1.00	1.00	1.00	1.00	1.00	1.00	1.00
Ped Bike Factor	0.99	1.00		0.99		0.96	0.98		0.93	0.95		0.96
Frt		0.994				0.850			0.850			0.850
Flt Protected	0.950			0.950			0.950			0.950		
Satd. Flow (prot)	1752	1883	0	1805	1881	1583	1805	1900	1615	1770	1845	1553
Flt Permitted	0.369			0.432			0.645			0.716		
Satd. Flow (perm)	675	1883	0	812	1881	1526	1202	1900	1494	1260	1845	1487
Right Turn on Red			Yes			Yes			Yes			Yes
Satd. Flow (RTOR)		4				138			59			224
Link Speed (k/h)		50			50			50			50	
Link Distance (m)		498.9			509.5			366.2			122.9	
Travel Time (s)		35.9			36.7			26.4			8.8	
Confl. Peds. (#/hr)	22		13	13		22	10		26	26		10
Peak Hour Factor	0.96	0.96	0.96	0.96	0.96	0.96	0.96	0.96	0.96	0.96	0.96	0.96
Heavy Vehicles (%)	3%	0%	3%	0%	1%	2%	0%	0%	0%	2%	3%	4%
Adj. Flow (vph)	208	589	26	42	521	188	47	63	31	182	125	224
Shared Lane Traffic (%)												
Lane Group Flow (vph)	208	615	0	42	521	188	47	63	31	182	125	224
Turn Type	pm+pt	NA		Perm	NA	Perm	Perm	NA	Perm	Perm	NA	Perm
Protected Phases	1	6			2			8			4	
Permitted Phases	6			2		2	8		8	4		4
Detector Phase	1	6		2	2	2	8	8	8	4	4	4
Switch Phase												
Minimum Initial (s)	5.0	35.0		35.0	35.0	35.0	15.0	15.0	15.0	15.0	15.0	15.0
Minimum Split (s)	8.0	41.5		41.5	41.5	41.5	32.2	32.2	32.2	32.2	32.2	32.2
Total Split (s)	16.0	86.0		70.0	70.0	70.0	34.0	34.0	34.0	34.0	34.0	34.0
Total Split (%)	13.3%	71.7%		58.3%	58.3%	58.3%	28.3%	28.3%	28.3%	28.3%	28.3%	28.3%
Maximum Green (s)	13.0	79.5		63.5	63.5	63.5	27.8	27.8	27.8	27.8	27.8	27.8
Yellow Time (s)	3.0	3.7		3.7	3.7	3.7	3.3	3.3	3.3	3.3	3.3	3.3
All-Red Time (s)	0.0	2.8		2.8	2.8	2.8	2.9	2.9	2.9	2.9	2.9	2.9
Lost Time Adjust (s)	0.0	0.0		0.0	0.0	0.0	0.0	0.0	0.0	0.0	0.0	0.0
Total Lost Time (s)	3.0	6.5		6.5	6.5	6.5	6.2	6.2	6.2	6.2	6.2	6.2
Lead/Lag	Lead			Lag	Lag	Lag						
Lead-Lag Optimize?	Yes			Yes	Yes	Yes						
Vehicle Extension (s)	3.0	3.0		3.0	3.0	3.0	3.0	3.0	3.0	3.0	3.0	3.0
Recall Mode	None	C-Max		C-Max	C-Max	C-Max	None	None	None	None	None	None
Walk Time (s)		12.0		12.0	12.0	12.0				12.0	12.0	12.0
Flash Dont Walk (s)		20.0		20.0	20.0	20.0				14.0	14.0	14.0
Pedestrian Calls (#/hr)		13		22	22	22				36	36	36
Act Effct Green (s)	88.1	84.6		71.6	71.6	71.6	22.7	22.7	22.7	22.7	22.7	22.7
Actuated g/C Ratio	0.73	0.70		0.60	0.60	0.60	0.19	0.19	0.19	0.19	0.19	0.19
v/c Ratio	0.36	0.46		0.09	0.46	0.19	0.21	0.17	0.09	0.76	0.36	0.48

Lane Group	EBL	EBT	EBR	WBL	WBT	WBR	NBL	NBT	NBR	SBL	SBT	SBR
Control Delay	2.0	3.7		13.2	16.6	4.7	41.2	40.0	3.0	65.9	44.0	8.7
Queue Delay	0.0	0.0		0.0	0.0	0.0	0.0	0.0	0.0	0.0	0.0	0.0
Total Delay	2.0	3.7		13.2	16.6	4.7	41.2	40.0	3.0	65.9	44.0	8.7
LOS	A	A		B	B	A	D	D	A	E	D	A
Approach Delay		3.3			13.4			32.3			36.6	
Approach LOS		A			B			C			D	
Queue Length 50th (m)	7.1	41.5		4.5	73.5	5.3	9.6	12.8	0.0	41.6	26.2	0.0
Queue Length 95th (m)	m6.7	m40.7		11.4	112.6	17.7	20.4	25.0	2.7	67.1	43.7	20.5
Internal Link Dist (m)		474.9			485.5			342.2			98.9	
Turn Bay Length (m)	30.0			90.0		40.0	45.0		45.0	50.0		30.0
Base Capacity (vph)	611	1328		484	1122	965	278	440	391	291	427	516
Starvation Cap Reductn	0	0		0	0	0	0	0	0	0	0	0
Spillback Cap Reductn	0	0		0	0	0	0	0	0	0	0	0
Storage Cap Reductn	0	0		0	0	0	0	0	0	0	0	0
Reduced v/c Ratio	0.34	0.46		0.09	0.46	0.19	0.17	0.14	0.08	0.63	0.29	0.43

Intersection Summary			
Area Type:	Other		
Cycle Length: 120			
Actuated Cycle Length: 120			
Offset: 75 (63%), Referenced to phase 2:WBTL and 6:EBTL, Start of Green			
Natural Cycle: 85			
Control Type: Actuated-Coordinated			
Maximum v/c Ratio: 0.76			
Intersection Signal Delay: 16.4		Intersection LOS: B	
Intersection Capacity Utilization 94.3%		ICU Level of Service F	
Analysis Period (min) 15			
m Volume for 95th percentile queue is metered by upstream signal.			

Splits and Phases: 140: Upper Gage Ave. & Rymal Rd.



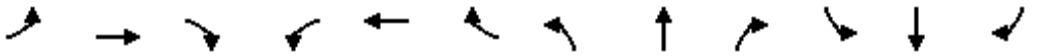

Lane Group	EBL	EBT	EBR	WBL	WBT	WBR	NBL	NBT	NBR	SBL	SBT	SBR
Lane Configurations												
Traffic Volume (vph)	25	760	10	45	750	20	0	0	0	0	0	0
Future Volume (vph)	25	760	10	45	750	20	0	0	0	0	0	0
Ideal Flow (vphpl)	1900	1900	1900	1900	1900	1900	1900	1900	1900	1900	1900	1900
Storage Length (m)	30.0		5.0	35.0		20.0	0.0		0.0	0.0		0.0
Storage Lanes	1		0	1		1	0		0	0		0
Taper Length (m)	7.5			7.5			7.5			7.5		
Lane Util. Factor	1.00	1.00	1.00	1.00	1.00	1.00	1.00	1.00	1.00	1.00	1.00	1.00
Ped Bike Factor	1.00	1.00		1.00		0.97						
Frt		0.998				0.850						
Flt Protected	0.950			0.950								
Satd. Flow (prot)	1787	1895	0	1805	1652	1599	0	1900	0	0	1462	0
Flt Permitted	0.348			0.339								
Satd. Flow (perm)	653	1895	0	644	1652	1549	0	1900	0	0	1462	0
Right Turn on Red			Yes			Yes			Yes			Yes
Satd. Flow (RTOR)		1				20						
Link Speed (k/h)		50			50			50			50	
Link Distance (m)		509.5			351.2			177.4			122.5	
Travel Time (s)		36.7			25.3			12.8			8.8	
Confl. Peds. (#/hr)	13		3	3		13	5					
Peak Hour Factor	0.99	0.99	0.99	0.99	0.99	0.99	0.99	0.99	0.99	0.99	0.99	0.99
Heavy Vehicles (%)	1%	0%	1%	0%	15%	1%	0%	0%	0%	1%	30%	0%
Adj. Flow (vph)	25	768	10	45	758	20	0	0	0	0	0	0
Shared Lane Traffic (%)												
Lane Group Flow (vph)	25	778	0	45	758	20	0	0	0	0	0	0
Turn Type	Perm	NA		Perm	NA	Perm						
Protected Phases		2			6			8			4	
Permitted Phases	2			6		6	8			4		
Detector Phase	2	2		6	6	6	8	8		4	4	
Switch Phase												
Minimum Initial (s)	10.0	10.0		10.0	10.0	10.0	20.0	20.0		20.0	20.0	
Minimum Split (s)	41.0	41.0		41.0	41.0	41.0	25.6	25.6		41.6	41.6	
Total Split (s)	68.4	68.4		68.4	68.4	68.4	41.6	41.6		41.6	41.6	
Total Split (%)	62.2%	62.2%		62.2%	62.2%	62.2%	37.8%	37.8%		37.8%	37.8%	
Maximum Green (s)	62.8	62.8		62.8	62.8	62.8	36.6	36.6		36.6	36.6	
Yellow Time (s)	3.7	3.7		3.7	3.7	3.7	3.0	3.0		3.0	3.0	
All-Red Time (s)	1.9	1.9		1.9	1.9	1.9	2.0	2.0		2.0	2.0	
Lost Time Adjust (s)	0.0	0.0		0.0	0.0	0.0		0.0			0.0	
Total Lost Time (s)	5.6	5.6		5.6	5.6	5.6		5.0			5.0	
Lead/Lag												
Lead-Lag Optimize?												
Vehicle Extension (s)	3.0	3.0		3.0	3.0	3.0	3.0	3.0		3.0	3.0	
Recall Mode	C-Max	C-Max		C-Max	C-Max	C-Max	None	None		None	None	
Walk Time (s)										15.0	15.0	
Flash Dont Walk (s)										21.0	21.0	
Pedestrian Calls (#/hr)										5	5	
Act Effct Green (s)	100.7	100.7		100.7	100.7	100.7						
Actuated g/C Ratio	0.92	0.92		0.92	0.92	0.92						
v/c Ratio	0.04	0.45		0.08	0.50	0.01						

Lane Group	EBL	EBT	EBR	WBL	WBT	WBR	NBL	NBT	NBR	SBL	SBT	SBR
Control Delay	5.0	6.0		5.0	7.2	3.0						
Queue Delay	0.0	0.0		0.0	0.0	0.0						
Total Delay	5.0	6.0		5.0	7.2	3.0						
LOS	A	A		A	A	A						
Approach Delay		6.0			6.9							
Approach LOS		A			A							
Queue Length 50th (m)	0.0	0.0		0.0	0.0	0.0						
Queue Length 95th (m)	6.5	166.8		10.3	185.1	3.3						
Internal Link Dist (m)		485.5			327.2			153.4			98.5	
Turn Bay Length (m)	30.0			35.0		20.0						
Base Capacity (vph)	598	1734		589	1512	1419						
Starvation Cap Reductn	0	0		0	0	0						
Spillback Cap Reductn	0	0		0	0	0						
Storage Cap Reductn	0	0		0	0	0						
Reduced v/c Ratio	0.04	0.45		0.08	0.50	0.01						

Intersection Summary			
Area Type:	Other		
Cycle Length: 110			
Actuated Cycle Length: 110			
Offset: 58 (53%), Referenced to phase 2:EBTL and 6:WBTL, Start of Green			
Natural Cycle: 85			
Control Type: Actuated-Coordinated			
Maximum v/c Ratio: 0.50			
Intersection Signal Delay: 6.5		Intersection LOS: A	
Intersection Capacity Utilization 45.3%		ICU Level of Service A	
Analysis Period (min) 15			

Splits and Phases: 141: Grayrocks Ave./Rockland Ave. & Rymal Rd.



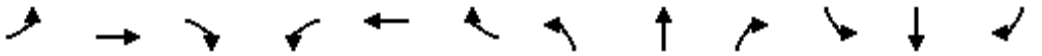

Lane Group	EBL	EBT	EBR	WBL	WBT	WBR	NBL	NBT	NBR	SBL	SBT	SBR
Lane Configurations												
Traffic Volume (vph)	155	565	70	25	535	145	80	85	60	170	70	185
Future Volume (vph)	155	565	70	25	535	145	80	85	60	170	70	185
Ideal Flow (vphpl)	1900	1900	1900	1900	1900	1900	1900	1900	1900	1900	1900	1900
Storage Length (m)	45.0		0.0	30.0		10.0	35.0		50.0	50.0		0.0
Storage Lanes	1		0	1		0	1		0	1		1
Taper Length (m)	7.5			7.5			7.5			7.5		
Lane Util. Factor	1.00	1.00	1.00	1.00	1.00	1.00	1.00	*0.65	0.95	1.00	1.00	1.00
Ped Bike Factor	1.00	1.00		1.00	1.00		1.00	0.99		0.99		0.98
Frt		0.984						0.937				0.850
Flt Protected	0.950			0.950			0.950			0.950		
Satd. Flow (prot)	1703	1632	0	1220	1673	0	1530	1902	0	1656	1508	1468
Flt Permitted	0.220			0.381			0.708			0.463		
Satd. Flow (perm)	394	1632	0	489	1673	0	1138	1902	0	803	1508	1435
Right Turn on Red			Yes			Yes			Yes			No
Satd. Flow (RTOR)		9			*82			46				
Link Speed (k/h)		50			50			50			50	
Link Distance (m)		351.2			400.2			147.9			323.0	
Travel Time (s)		25.3			28.8			10.6			23.3	
Confl. Peds. (#/hr)	5		2	2		5	1		3	3		1
Peak Hour Factor	0.93	0.93	0.93	0.93	0.93	0.93	0.93	0.93	0.93	0.93	0.93	0.93
Heavy Vehicles (%)	6%	12%	33%	48%	14%	10%	18%	17%	25%	9%	26%	10%
Adj. Flow (vph)	167	608	75	27	575	156	86	91	65	183	75	199
Shared Lane Traffic (%)												
Lane Group Flow (vph)	167	683	0	27	731	0	86	156	0	183	75	199
Turn Type	pm+pt	NA		Perm	NA		Perm	NA		pm+pt	NA	Perm
Protected Phases	5	2			6			4		3	8	
Permitted Phases	2			6			4			8		8
Detector Phase	5	2		6	6		4	4		3	8	8
Switch Phase												
Minimum Initial (s)	5.0	35.0		35.0	35.0		10.0	10.0		5.0	10.0	10.0
Minimum Split (s)	9.5	48.2		48.2	48.2		31.0	31.0		8.0	31.0	31.0
Total Split (s)	15.0	77.0		62.0	62.0		33.0	33.0		10.0	43.0	43.0
Total Split (%)	12.5%	64.2%		51.7%	51.7%		27.5%	27.5%		8.3%	35.8%	35.8%
Maximum Green (s)	12.0	70.8		55.8	55.8		27.0	27.0		7.0	37.0	37.0
Yellow Time (s)	3.0	3.7		3.7	3.7		3.3	3.3		3.0	3.3	3.3
All-Red Time (s)	0.0	2.5		2.5	2.5		2.7	2.7		0.0	2.7	2.7
Lost Time Adjust (s)	0.0	0.0		0.0	0.0		0.0	0.0		0.0	0.0	0.0
Total Lost Time (s)	3.0	6.2		6.2	6.2		6.0	6.0		3.0	6.0	6.0
Lead/Lag	Lead			Lag	Lag		Lag	Lag		Lead		
Lead-Lag Optimize?	Yes			Yes	Yes		Yes	Yes		Yes		
Vehicle Extension (s)	3.0	3.0		3.0	3.0		3.0	3.0		3.0	3.0	3.0
Recall Mode	None	C-Max		C-Max	C-Max		None	None		None	None	None
Walk Time (s)		20.0		20.0	20.0		7.0	7.0			7.0	7.0
Flash Dont Walk (s)		22.0		22.0	22.0		18.0	18.0			18.0	18.0
Pedestrian Calls (#/hr)		2		5	5		3	3			1	1
Act Effct Green (s)	85.4	82.2		69.5	69.5		15.6	15.6		28.6	25.6	25.6
Actuated g/C Ratio	0.71	0.68		0.58	0.58		0.13	0.13		0.24	0.21	0.21
v/c Ratio	0.43	0.61		0.10	0.73		0.58	0.54		0.76	0.23	0.65

Lane Group	EBL	EBT	EBR	WBL	WBT	WBR	NBL	NBT	NBR	SBL	SBT	SBR
Control Delay	10.0	14.1		23.5	31.4		63.3	40.0		59.7	39.1	52.5
Queue Delay	0.0	0.0		0.0	0.0		0.0	0.0		0.0	0.0	0.0
Total Delay	10.0	14.1		23.5	31.4		63.3	40.0		59.7	39.1	52.5
LOS	A	B		C	C		E	D		E	D	D
Approach Delay		13.3			31.2			48.3			53.2	
Approach LOS		B			C			D			D	
Queue Length 50th (m)	11.3	78.6		4.0	138.3		20.6	19.9		39.6	15.7	46.0
Queue Length 95th (m)	25.4	151.3		m10.6	#232.5		35.0	33.6		55.7	26.7	64.7
Internal Link Dist (m)		327.2			376.2			123.9			299.0	
Turn Bay Length (m)	45.0			30.0			35.0			50.0		
Base Capacity (vph)	415	1120		283	1003		256	463		241	464	442
Starvation Cap Reductn	0	0		0	0		0	0		0	0	0
Spillback Cap Reductn	0	0		0	0		0	0		0	0	0
Storage Cap Reductn	0	0		0	0		0	0		0	0	0
Reduced v/c Ratio	0.40	0.61		0.10	0.73		0.34	0.34		0.76	0.16	0.45

Intersection Summary	
Area Type:	Other
Cycle Length: 120	
Actuated Cycle Length: 120	
Offset: 116 (97%), Referenced to phase 2:EBTL and 6:WBTL, Start of Green	
Natural Cycle: 100	
Control Type: Actuated-Coordinated	
Maximum v/c Ratio: 0.76	
Intersection Signal Delay: 30.8	Intersection LOS: C
Intersection Capacity Utilization 101.8%	ICU Level of Service G
Analysis Period (min) 15	
* User Entered Value	
# 95th percentile volume exceeds capacity, queue may be longer.	
Queue shown is maximum after two cycles.	
m Volume for 95th percentile queue is metered by upstream signal.	

Splits and Phases: 150: Upper Ottawa St. & Rymal Rd.



Lane Group	EBL	EBT	EBR	WBL	WBT	WBR	NBL	NBT	NBR	SBL	SBT	SBR
Lane Configurations												
Traffic Volume (vph)	55	535	90	75	520	60	65	105	95	100	190	70
Future Volume (vph)	55	535	90	75	520	60	65	105	95	100	190	70
Ideal Flow (vphpl)	1900	1900	1900	1900	1900	1900	1900	1900	1900	1900	1900	1900
Storage Length (m)	50.0		0.0	45.0		0.0	20.0		0.0	0.0		0.0
Storage Lanes	1		0	1		0	1		0	1		0
Taper Length (m)	7.5			7.5			30.0			7.5		
Lane Util. Factor	1.00	1.00	1.00	1.00	1.00	1.00	1.00	1.00	1.00	1.00	1.00	1.00
Ped Bike Factor	1.00	1.00		1.00	1.00		0.99	0.99		1.00	0.99	
Frt		0.978			0.984			0.929			0.960	
Flt Protected	0.950			0.950			0.950			0.950		
Satd. Flow (prot)	1656	1774	0	1456	1827	0	1752	1651	0	1719	1663	0
Flt Permitted	0.380			0.355			0.259			0.390		
Satd. Flow (perm)	660	1774	0	542	1827	0	472	1651	0	703	1663	0
Right Turn on Red			Yes			Yes			Yes			Yes
Satd. Flow (RTOR)		16			11			37			15	
Link Speed (k/h)		50			50			50			50	
Link Distance (m)		400.2			349.0			199.0			219.6	
Travel Time (s)		28.8			25.1			14.3			15.8	
Confl. Peds. (#/hr)	4		5	5		4	10		3	3		10
Peak Hour Factor	0.97	0.97	0.97	0.97	0.97	0.97	0.97	0.97	0.97	0.97	0.97	0.97
Heavy Vehicles (%)	9%	5%	0%	24%	2%	2%	3%	6%	5%	5%	6%	15%
Adj. Flow (vph)	57	552	93	77	536	62	67	108	98	103	196	72
Shared Lane Traffic (%)												
Lane Group Flow (vph)	57	645	0	77	598	0	67	206	0	103	268	0
Turn Type	Perm	NA		Perm	NA		Perm	NA		Perm	NA	
Protected Phases		2			2			4			4	
Permitted Phases	2			2			4			4		
Detector Phase	2	2		2	2		4	4		4	4	
Switch Phase												
Minimum Initial (s)	25.0	25.0		25.0	25.0		10.0	10.0		10.0	10.0	
Minimum Split (s)	29.5	29.5		29.5	29.5		29.4	29.4		29.4	29.4	
Total Split (s)	85.0	85.0		85.0	85.0		35.0	35.0		35.0	35.0	
Total Split (%)	70.8%	70.8%		70.8%	70.8%		29.2%	29.2%		29.2%	29.2%	
Maximum Green (s)	82.0	82.0		82.0	82.0		31.6	31.6		31.6	31.6	
Yellow Time (s)	2.0	2.0		2.0	2.0		2.4	2.4		2.4	2.4	
All-Red Time (s)	1.0	1.0		1.0	1.0		1.0	1.0		1.0	1.0	
Lost Time Adjust (s)	0.0	0.0		0.0	0.0		0.0	0.0		0.0	0.0	
Total Lost Time (s)	3.0	3.0		3.0	3.0		3.4	3.4		3.4	3.4	
Lead/Lag												
Lead-Lag Optimize?												
Vehicle Extension (s)	3.0	3.0		3.0	3.0		3.0	3.0		3.0	3.0	
Recall Mode	C-Max	C-Max		C-Max	C-Max		None	None		None	None	
Walk Time (s)	10.0	10.0		10.0	10.0		10.0	10.0		10.0	10.0	
Flash Dont Walk (s)	15.0	15.0		15.0	15.0		16.0	16.0		16.0	16.0	
Pedestrian Calls (#/hr)	9	9		9	9		13	13		13	13	
Act Effct Green (s)	89.8	89.8		89.8	89.8		23.8	23.8		23.8	23.8	
Actuated g/C Ratio	0.75	0.75		0.75	0.75		0.20	0.20		0.20	0.20	
v/c Ratio	0.12	0.48		0.19	0.44		0.72	0.58		0.74	0.79	

Lane Group	EBL	EBT	EBR	WBL	WBT	WBR	NBL	NBT	NBR	SBL	SBT	SBR
Control Delay	6.0	9.8		5.8	8.1		82.7	41.0		74.3	58.8	
Queue Delay	0.0	0.0		0.0	0.0		0.0	0.0		0.0	0.0	
Total Delay	6.0	9.8		5.8	8.1		82.7	41.0		74.3	58.8	
LOS	A	A		A	A		F	D		E	E	
Approach Delay		9.5			7.8			51.3			63.1	
Approach LOS		A			A			D			E	
Queue Length 50th (m)	4.9	77.0		7.6	79.4		15.7	38.2		24.2	60.3	
Queue Length 95th (m)	m7.1	120.7		19.9	123.6		#33.5	58.8		42.6	84.6	
Internal Link Dist (m)		376.2			325.0			175.0			195.6	
Turn Bay Length (m)	50.0			45.0			20.0					
Base Capacity (vph)	494	1332		405	1370		124	462		185	448	
Starvation Cap Reductn	0	0		0	0		0	0		0	0	
Spillback Cap Reductn	0	0		0	0		0	0		0	0	
Storage Cap Reductn	0	0		0	0		0	0		0	0	
Reduced v/c Ratio	0.12	0.48		0.19	0.44		0.54	0.45		0.56	0.60	

Intersection Summary			
Area Type:	Other		
Cycle Length: 120			
Actuated Cycle Length: 120			
Offset: 30 (25%), Referenced to phase 2:EBWB and 6:, Start of Green			
Natural Cycle: 60			
Control Type: Actuated-Coordinated			
Maximum v/c Ratio: 0.79			
Intersection Signal Delay: 24.4		Intersection LOS: C	
Intersection Capacity Utilization 92.8%		ICU Level of Service F	
Analysis Period (min) 15			
# 95th percentile volume exceeds capacity, queue may be longer.			
Queue shown is maximum after two cycles.			
m Volume for 95th percentile queue is metered by upstream signal.			

Splits and Phases: 160: Nebo Rd. & Rymal Rd.





Lane Group	EBL	EBT	EBR	WBL	WBT	WBR	NBL	NBT	NBR	SBL	SBT	SBR
Lane Configurations												
Traffic Volume (vph)	170	555	35	35	525	120	20	130	30	135	170	95
Future Volume (vph)	170	555	35	35	525	120	20	130	30	135	170	95
Ideal Flow (vphpl)	1900	1900	1900	1900	1900	1900	1900	1900	1900	1900	1900	1900
Storage Length (m)	50.0		150.0	60.0		60.0	85.0		0.0	30.0		0.0
Storage Lanes	1		0	1		1	1		0	1		0
Taper Length (m)	7.5			7.5			55.0			7.5		
Lane Util. Factor	1.00	0.95	0.95	1.00	*0.65	1.00	1.00	0.95	0.95	1.00	0.95	0.95
Ped Bike Factor	1.00	1.00		1.00		0.99	0.99				0.99	
Frt		0.991				0.850		0.972			0.946	
Flt Protected	0.950			0.950			0.950			0.950		
Satd. Flow (prot)	1703	3011	0	1656	2375	1495	1656	3195	0	1736	3151	0
Flt Permitted	0.297			0.416			0.580			0.511		
Satd. Flow (perm)	532	3011	0	725	2375	1476	998	3195	0	934	3151	0
Right Turn on Red			Yes			Yes			Yes			Yes
Satd. Flow (RTOR)		7				120		27			100	
Link Speed (k/h)		50			50			50			50	
Link Distance (m)		106.4			328.2			269.5			224.1	
Travel Time (s)		7.7			23.6			19.4			16.1	
Confl. Peds. (#/hr)	1		1	1		1	6					6
Peak Hour Factor	0.95	0.95	0.95	0.95	0.95	0.95	0.95	0.95	0.95	0.95	0.95	0.95
Heavy Vehicles (%)	6%	19%	14%	9%	4%	8%	9%	10%	9%	4%	5%	11%
Adj. Flow (vph)	179	584	37	37	553	126	21	137	32	142	179	100
Shared Lane Traffic (%)												
Lane Group Flow (vph)	179	621	0	37	553	126	21	169	0	142	279	0
Turn Type	pm+pt	NA		Perm	NA	Perm	Perm	NA		pm+pt	NA	
Protected Phases	5	2			6			4		3	8	
Permitted Phases	2			6		6	4			8		
Detector Phase	5	2		6	6	6	4	4		3	8	
Switch Phase												
Minimum Initial (s)	5.0	20.0		20.0	20.0	20.0	10.0	10.0		5.0	10.0	
Minimum Split (s)	8.0	36.3		36.3	36.3	36.3	37.6	37.6		8.0	27.6	
Total Split (s)	9.0	60.0		51.0	51.0	51.0	51.0	51.0		9.0	60.0	
Total Split (%)	7.5%	50.0%		42.5%	42.5%	42.5%	42.5%	42.5%		7.5%	50.0%	
Maximum Green (s)	6.0	53.7		44.7	44.7	44.7	44.4	44.4		6.0	53.4	
Yellow Time (s)	3.0	3.7		3.7	3.7	3.7	3.3	3.3		3.0	3.3	
All-Red Time (s)	0.0	2.6		2.6	2.6	2.6	3.3	3.3		0.0	3.3	
Lost Time Adjust (s)	0.0	0.0		0.0	0.0	0.0	0.0	0.0		0.0	0.0	
Total Lost Time (s)	3.0	6.3		6.3	6.3	6.3	6.6	6.6		3.0	6.6	
Lead/Lag	Lead			Lag	Lag	Lag	Lag	Lag		Lead		
Lead-Lag Optimize?	Yes			Yes	Yes	Yes	Yes	Yes		Yes		
Vehicle Extension (s)	3.0	3.0		3.0	3.0	3.0	3.0	3.0		3.0	3.0	
Recall Mode	None	C-Max		C-Max	C-Max	C-Max	None	None		None	None	
Walk Time (s)		12.0		12.0	12.0	12.0	10.0	10.0			10.0	
Flash Dont Walk (s)		18.0		18.0	18.0	18.0	21.0	21.0			1.0	
Pedestrian Calls (#/hr)		0		1	1	1	0	0			6	
Act Effct Green (s)	90.0	86.7		74.0	74.0	74.0	11.4	11.4		24.0	20.4	
Actuated g/C Ratio	0.75	0.72		0.62	0.62	0.62	0.10	0.10		0.20	0.17	
v/c Ratio	0.36	0.29		0.08	0.38	0.13	0.22	0.52		0.63	0.45	

Lane Group	EBL	EBT	EBR	WBL	WBT	WBR	NBL	NBT	NBR	SBL	SBT	SBR
Control Delay	6.3	7.1		10.9	12.9	2.5	55.2	48.7		55.2	30.5	
Queue Delay	0.0	0.0		0.0	0.0	0.0	0.0	0.0		0.0	0.0	
Total Delay	6.3	7.1		10.9	12.9	2.5	55.2	48.7		55.2	30.5	
LOS	A	A		B	B	A	E	D		E	C	
Approach Delay		6.9			10.9			49.5			38.8	
Approach LOS		A			B			D			D	
Queue Length 50th (m)	12.3	35.7		3.4	48.3	0.5	4.9	17.9		31.2	20.9	
Queue Length 95th (m)	18.0	38.7		9.3	74.3	8.9	13.2	29.0		49.9	33.8	
Internal Link Dist (m)		82.4			304.2			245.5			200.1	
Turn Bay Length (m)	50.0			60.0		60.0	85.0			30.0		
Base Capacity (vph)	493	2176		447	1464	956	369	1199		227	1457	
Starvation Cap Reductn	0	0		0	0	0	0	0		0	0	
Spillback Cap Reductn	0	0		0	0	0	0	0		0	0	
Storage Cap Reductn	0	0		0	0	0	0	0		0	0	
Reduced v/c Ratio	0.36	0.29		0.08	0.38	0.13	0.06	0.14		0.63	0.19	

Intersection Summary			
Area Type:	Other		
Cycle Length: 120			
Actuated Cycle Length: 120			
Offset: 0 (0%), Referenced to phase 2:EBTL and 6:WBTL, Start of Green			
Natural Cycle: 90			
Control Type: Actuated-Coordinated			
Maximum v/c Ratio: 0.63			
Intersection Signal Delay: 18.4		Intersection LOS: B	
Intersection Capacity Utilization 80.0%		ICU Level of Service D	
Analysis Period (min) 15			
* User Entered Value			

Splits and Phases: 170: Dartnall Rd. & Rymal Rd.

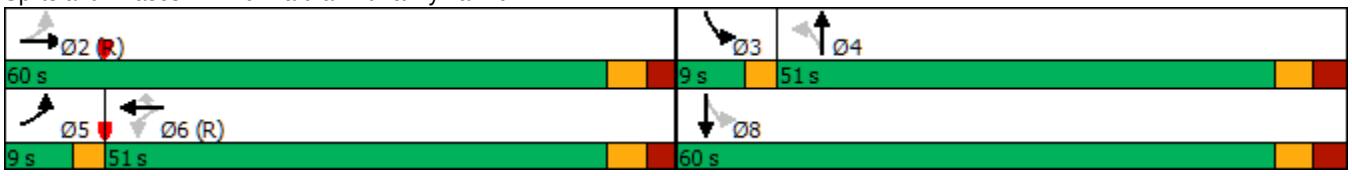

Appendix C

Synchro Analysis Worksheets (2041 "Do Nothing" Conditions)

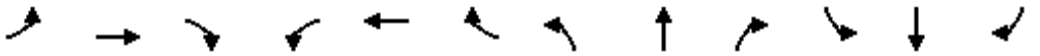

Lane Group	EBL	EBT	EBR	WBL	WBT	WBR	NBL	NBT	NBR	SBL	SBT	SBR
Lane Configurations												
Traffic Volume (vph)	25	754	16	36	1009	5	28	5	102	5	0	35
Future Volume (vph)	25	754	16	36	1009	5	28	5	102	5	0	35
Ideal Flow (vphpl)	1900	1900	1900	1900	1900	1900	1900	1900	1900	1900	1900	1900
Storage Length (m)	40.0		0.0	40.0		0.0	0.0		0.0	0.0		0.0
Storage Lanes	1		1	1		0	0		0	0		0
Taper Length (m)	7.5			7.5			7.5			7.5		
Lane Util. Factor	1.00	1.00	1.00	1.00	1.00	1.00	1.00	1.00	1.00	1.00	1.00	1.00
Ped Bike Factor			0.97	1.00	1.00			0.98			1.00	
Frt			0.850		0.999			0.897			0.881	
Flt Protected	0.950			0.950				0.990			0.994	
Satd. Flow (prot)	1805	1900	1524	1703	1756	0	0	1610	0	0	1486	0
Flt Permitted	0.179			0.301				0.918			0.941	
Satd. Flow (perm)	340	1900	1484	539	1756	0	0	1492	0	0	1407	0
Right Turn on Red			Yes			Yes			Yes			Yes
Satd. Flow (RTOR)			25					111			38	
Link Speed (k/h)		50			50			50			50	
Link Distance (m)		170.2			375.5			112.3			153.5	
Travel Time (s)		12.3			27.0			8.1			11.1	
Confl. Peds. (#/hr)	2		3	3		2			1	1		
Peak Hour Factor	0.92	0.92	0.92	0.92	0.92	0.92	0.92	0.92	0.92	0.92	0.92	0.92
Heavy Vehicles (%)	0%	0%	6%	6%	8%	25%	0%	0%	4%	4%	8%	13%
Adj. Flow (vph)	27	820	17	39	1097	5	30	5	111	5	0	38
Shared Lane Traffic (%)												
Lane Group Flow (vph)	27	820	17	39	1102	0	0	146	0	0	43	0
Turn Type	Perm	NA	Perm	Perm	NA		Perm	NA		Perm	NA	
Protected Phases		2			6			8			4	
Permitted Phases	2		2	6			8			4		
Detector Phase	2	2	2	6	6		8	8		4	4	
Switch Phase												
Minimum Initial (s)	30.0	30.0	30.0	30.0	30.0		10.0	10.0		10.0	10.0	
Minimum Split (s)	35.6	35.6	35.6	35.6	35.6		29.7	29.7		29.7	29.7	
Total Split (s)	89.0	89.0	89.0	89.0	89.0		31.0	31.0		31.0	31.0	
Total Split (%)	74.2%	74.2%	74.2%	74.2%	74.2%		25.8%	25.8%		25.8%	25.8%	
Maximum Green (s)	83.4	83.4	83.4	83.4	83.4		25.3	25.3		25.3	25.3	
Yellow Time (s)	3.7	3.7	3.7	3.7	3.7		3.3	3.3		3.3	3.3	
All-Red Time (s)	1.9	1.9	1.9	1.9	1.9		2.4	2.4		2.4	2.4	
Lost Time Adjust (s)	0.0	0.0	0.0	0.0	0.0			0.0			0.0	
Total Lost Time (s)	5.6	5.6	5.6	5.6	5.6			5.7			5.7	
Lead/Lag												
Lead-Lag Optimize?												
Vehicle Extension (s)	3.0	3.0	3.0	3.0	3.0		3.0	3.0		3.0	3.0	
Recall Mode	C-Max	C-Max	C-Max	C-Max	C-Max		None	None		None	None	
Walk Time (s)	21.0	21.0	21.0	21.0	21.0		12.0	12.0		12.0	12.0	
Flash Dont Walk (s)	9.0	9.0	9.0	9.0	9.0		12.0	12.0		12.0	12.0	
Pedestrian Calls (#/hr)	3	3	3	2	2		1	1		0	0	
Act Effct Green (s)	95.6	95.6	95.6	95.6	95.6			13.1			13.1	
Actuated g/C Ratio	0.80	0.80	0.80	0.80	0.80			0.11			0.11	
v/c Ratio	0.10	0.54	0.01	0.09	0.79			0.56			0.23	

Lane Group	EBL	EBT	EBR	WBL	WBT	WBR	NBL	NBT	NBR	SBL	SBT	SBR
Control Delay	4.8	6.7	1.2	5.1	11.0			22.7			18.9	
Queue Delay	0.0	0.0	0.0	0.0	0.0			0.0			0.0	
Total Delay	4.8	6.7	1.2	5.1	11.0			22.7			18.9	
LOS	A	A	A	A	B			C			B	
Approach Delay		6.6			10.8			22.7			18.9	
Approach LOS		A			B			C			B	
Queue Length 50th (m)	1.0	49.1	0.0	2.0	74.7			8.3			1.2	
Queue Length 95th (m)	5.4	129.2	1.6	m4.1	m109.5			26.4			11.2	
Internal Link Dist (m)		146.2			351.5			88.3			129.5	
Turn Bay Length (m)	40.0			40.0								
Base Capacity (vph)	270	1514	1188	429	1399			402			326	
Starvation Cap Reductn	0	0	0	0	0			0			0	
Spillback Cap Reductn	0	0	0	0	0			0			0	
Storage Cap Reductn	0	0	0	0	0			0			0	
Reduced v/c Ratio	0.10	0.54	0.01	0.09	0.79			0.36			0.13	

Intersection Summary			
Area Type:	Other		
Cycle Length: 120			
Actuated Cycle Length: 120			
Offset: 114 (95%), Referenced to phase 2:EBTL and 6:WBTL, Start of Green			
Natural Cycle: 90			
Control Type: Actuated-Coordinated			
Maximum v/c Ratio: 0.79			
Intersection Signal Delay: 10.1		Intersection LOS: B	
Intersection Capacity Utilization 76.2%		ICU Level of Service D	
Analysis Period (min) 15			
m Volume for 95th percentile queue is metered by upstream signal.			

Splits and Phases: 101: Springside Dr./Atessa Dr. & Rymal Rd.



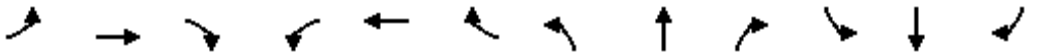

Lane Group	EBL	EBT	EBR	WBL	WBT	WBR	NBL	NBT	NBR	SBL	SBT	SBR
Lane Configurations												
Traffic Volume (vph)	138	705	12	31	809	156	23	70	50	142	15	217
Future Volume (vph)	138	705	12	31	809	156	23	70	50	142	15	217
Ideal Flow (vphpl)	1900	1900	1900	1900	1900	1900	1900	1900	1900	1900	1900	1900
Storage Length (m)	50.0		10.0	40.0		0.0	15.0		0.0	35.0		0.0
Storage Lanes	1		0	1		0	1		0	1		0
Taper Length (m)	7.5			7.5			7.5			7.5		
Lane Util. Factor	1.00	1.00	1.00	1.00	1.00	1.00	1.00	1.00	1.00	1.00	1.00	1.00
Ped Bike Factor		1.00		1.00	1.00		1.00	0.98		0.98	0.98	
Frt		0.997			0.976			0.937			0.860	
Flt Protected	0.950			0.950			0.950			0.950		
Satd. Flow (prot)	1656	1891	0	1641	1719	0	1805	1632	0	1703	1591	0
Flt Permitted	0.067			0.341			0.348			0.635		
Satd. Flow (perm)	117	1891	0	587	1719	0	659	1632	0	1113	1591	0
Right Turn on Red			Yes			Yes			Yes			Yes
Satd. Flow (RTOR)		2			13			28			231	
Link Speed (k/h)		50			50			50			50	
Link Distance (m)		375.5			185.6			230.2			240.7	
Travel Time (s)		27.0			13.4			16.6			17.3	
Confl. Peds. (#/hr)	5		5	5		5	2		12	12		2
Peak Hour Factor	0.94	0.94	0.94	0.94	0.94	0.94	0.94	0.94	0.94	0.94	0.94	0.94
Heavy Vehicles (%)	9%	0%	8%	10%	7%	9%	0%	2%	14%	6%	6%	0%
Adj. Flow (vph)	147	750	13	33	861	166	24	74	53	151	16	231
Shared Lane Traffic (%)												
Lane Group Flow (vph)	147	763	0	33	1027	0	24	127	0	151	247	0
Turn Type	pm+pt	NA		Perm	NA		Perm	NA		Perm	NA	
Protected Phases	5	2			6			4			8	
Permitted Phases	2			6			4			8		
Detector Phase	5	2		6	6		4	4		8	8	
Switch Phase												
Minimum Initial (s)	5.0	30.0		30.0	30.0		10.0	10.0		10.0	10.0	
Minimum Split (s)	9.5	36.0		36.0	36.0		33.1	33.1		33.1	33.1	
Total Split (s)	14.0	86.0		72.0	72.0		34.0	34.0		34.0	34.0	
Total Split (%)	11.7%	71.7%		60.0%	60.0%		28.3%	28.3%		28.3%	28.3%	
Maximum Green (s)	11.0	80.0		66.0	66.0		27.9	27.9		27.9	27.9	
Yellow Time (s)	3.0	3.7		3.7	3.7		3.3	3.3		3.3	3.3	
All-Red Time (s)	0.0	2.3		2.3	2.3		2.8	2.8		2.8	2.8	
Lost Time Adjust (s)	0.0	0.0		0.0	0.0		0.0	0.0		0.0	0.0	
Total Lost Time (s)	3.0	6.0		6.0	6.0		6.1	6.1		6.1	6.1	
Lead/Lag	Lead			Lag	Lag							
Lead-Lag Optimize?	Yes			Yes	Yes							
Vehicle Extension (s)	2.0	0.2		0.2	0.2		5.0	5.0		5.0	5.0	
Recall Mode	None	C-Max		C-Max	C-Max		Min	Min		Min	Min	
Walk Time (s)		10.0		10.0	10.0		10.0	10.0		10.0	10.0	
Flash Dont Walk (s)		17.0		17.0	17.0		17.0	17.0		17.0	17.0	
Pedestrian Calls (#/hr)		5		5	5		2	2		12	12	
Act Effct Green (s)	88.7	85.7		73.4	73.4		22.2	22.2		22.2	22.2	
Actuated g/C Ratio	0.74	0.71		0.61	0.61		0.18	0.18		0.18	0.18	
v/c Ratio	0.72	0.56		0.09	0.97		0.20	0.39		0.74	0.51	

Lane Group	EBL	EBT	EBR	WBL	WBT	WBR	NBL	NBT	NBR	SBL	SBT	SBR
Control Delay	45.1	9.1		15.1	35.8		43.0	35.5		66.3	10.2	
Queue Delay	0.0	0.0		0.0	0.0		0.0	0.0		0.0	0.0	
Total Delay	45.1	9.1		15.1	35.8		43.0	35.5		66.3	10.2	
LOS	D	A		B	D		D	D		E	B	
Approach Delay		14.9			35.2			36.7			31.5	
Approach LOS		B			D			D			C	
Queue Length 50th (m)	19.6	64.2		1.8	67.8		5.1	21.4		35.5	3.3	
Queue Length 95th (m)	#47.0	88.4		m6.2	#362.0		12.9	38.5		57.3	25.3	
Internal Link Dist (m)		351.5			161.6			206.2			216.7	
Turn Bay Length (m)	50.0			40.0			15.0			35.0		
Base Capacity (vph)	230	1351		359	1057		153	400		258	547	
Starvation Cap Reductn	0	0		0	0		0	0		0	0	
Spillback Cap Reductn	0	0		0	0		0	0		0	0	
Storage Cap Reductn	0	0		0	0		0	0		0	0	
Reduced v/c Ratio	0.64	0.56		0.09	0.97		0.16	0.32		0.59	0.45	

Intersection Summary			
Area Type:	Other		
Cycle Length: 120			
Actuated Cycle Length: 120			
Offset: 0 (0%), Referenced to phase 2:EBTL and 6:WBTL, Start of Green			
Natural Cycle: 120			
Control Type: Actuated-Coordinated			
Maximum v/c Ratio: 0.97			
Intersection Signal Delay: 27.4		Intersection LOS: C	
Intersection Capacity Utilization 98.2%		ICU Level of Service F	
Analysis Period (min) 15			
# 95th percentile volume exceeds capacity, queue may be longer.			
Queue shown is maximum after two cycles.			
m Volume for 95th percentile queue is metered by upstream signal.			

Splits and Phases: 110: Upper Wellington St. & Rymal Rd.



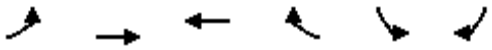

Movement	EBL	EBT	WBT	WBR	SBL	SBR
Lane Configurations						
Traffic Volume (veh/h)	10	886	1001	15	5	10
Future Volume (Veh/h)	10	886	1001	15	5	10
Sign Control		Free	Free		Stop	
Grade		0%	0%		0%	
Peak Hour Factor	0.97	0.97	0.97	0.97	0.97	0.97
Hourly flow rate (vph)	10	913	1032	15	5	10
Pedestrians						
Lane Width (m)						
Walking Speed (m/s)						
Percent Blockage						
Right turn flare (veh)						2
Median type		None	None			
Median storage veh)						
Upstream signal (m)		186	187			
pX, platoon unblocked	0.54				0.68	0.54
vC, conflicting volume	1047				1965	1032
vC1, stage 1 conf vol						
vC2, stage 2 conf vol						
vCu, unblocked vol	666				1286	638
tC, single (s)	4.1				6.5	6.2
tC, 2 stage (s)						
tF (s)	2.2				3.6	3.3
p0 queue free %	98				96	96
cM capacity (veh/h)	507				116	261

Direction, Lane #	EB 1	EB 2	WB 1	WB 2	SB 1
Volume Total	10	913	1032	15	15
Volume Left	10	0	0	0	5
Volume Right	0	0	0	15	10
cSH	507	1700	1700	1700	349
Volume to Capacity	0.02	0.54	0.61	0.01	0.04
Queue Length 95th (m)	0.5	0.0	0.0	0.0	1.1
Control Delay (s)	12.2	0.0	0.0	0.0	25.4
Lane LOS	B				D
Approach Delay (s)	0.1		0.0		25.4
Approach LOS					D

Intersection Summary			
Average Delay	0.3		
Intersection Capacity Utilization	62.7%	ICU Level of Service	B
Analysis Period (min)	15		

Lane Group	EBT	EBR	WBL	WBT	NBL	NBR
Lane Configurations						
Traffic Volume (vph)	801	90	95	976	40	55
Future Volume (vph)	801	90	95	976	40	55
Ideal Flow (vphpl)	1900	1900	1900	1900	1900	1900
Storage Length (m)		55.0	35.0		0.0	0.0
Storage Lanes		1	1		1	1
Taper Length (m)			65.0		7.5	
Lane Util. Factor	1.00	1.00	1.00	1.00	1.00	1.00
Ped Bike Factor					0.98	0.97
Frt		0.850				0.850
Flt Protected			0.950		0.950	
Satd. Flow (prot)	1900	1615	1687	1696	1530	1335
Flt Permitted			0.228		0.950	
Satd. Flow (perm)	1900	1615	405	1696	1498	1299
Right Turn on Red		Yes				Yes
Satd. Flow (RTOR)		63				59
Link Speed (k/h)	50			50	50	
Link Distance (m)	186.7			157.7	124.6	
Travel Time (s)	13.4			11.4	9.0	
Confl. Peds. (#/hr)					9	3
Peak Hour Factor	0.94	0.94	0.94	0.94	0.94	0.94
Heavy Vehicles (%)	0%	0%	7%	12%	18%	21%
Adj. Flow (vph)	852	96	101	1038	43	59
Shared Lane Traffic (%)						
Lane Group Flow (vph)	852	96	101	1038	43	59
Turn Type	NA	Perm	pm+pt	NA	Prot	Perm
Protected Phases	2		1	6	4	
Permitted Phases		2	6			4
Detector Phase	2	2	1	6	4	4
Switch Phase						
Minimum Initial (s)	30.0	30.0	5.0	30.0	10.0	10.0
Minimum Split (s)	35.6	35.6	8.0	35.6	31.8	31.8
Total Split (s)	74.6	74.6	13.2	74.6	32.2	32.2
Total Split (%)	62.2%	62.2%	11.0%	62.2%	26.8%	26.8%
Maximum Green (s)	69.0	69.0	10.2	69.0	26.4	26.4
Yellow Time (s)	3.7	3.7	3.0	3.7	3.3	3.3
All-Red Time (s)	1.9	1.9	0.0	1.9	2.5	2.5
Lost Time Adjust (s)	0.0	0.0	0.0	0.0	0.0	0.0
Total Lost Time (s)	5.6	5.6	3.0	5.6	5.8	5.8
Lead/Lag	Lag	Lag	Lead			
Lead-Lag Optimize?	Yes	Yes	Yes			
Vehicle Extension (s)	3.0	3.0	3.0	3.0	3.0	3.0
Recall Mode	C-Max	C-Max	None	C-Max	None	None
Walk Time (s)	17.0	17.0			12.0	12.0
Flash Dont Walk (s)	13.0	13.0			14.0	14.0
Pedestrian Calls (#/hr)	0	0			12	12
Act Effct Green (s)	85.1	85.1	98.0	96.5	16.4	16.4
Actuated g/C Ratio	0.71	0.71	0.82	0.80	0.14	0.14
v/c Ratio	0.63	0.08	0.25	0.76	0.21	0.26

Lane Group	EBT	EBR	WBL	WBT	NBL	NBR
Control Delay	12.2	3.0	4.2	19.1	45.0	12.6
Queue Delay	0.0	0.0	0.0	0.0	0.0	0.0
Total Delay	12.2	3.0	4.2	19.1	45.0	12.6
LOS	B	A	A	B	D	B
Approach Delay	11.3			17.8	26.2	
Approach LOS	B			B	C	
Queue Length 50th (m)	65.6	1.7	1.9	255.7	10.2	0.0
Queue Length 95th (m)	168.2	m7.5	m9.1	m253.8	19.2	11.4
Internal Link Dist (m)	162.7			133.7	100.6	
Turn Bay Length (m)		55.0	35.0			
Base Capacity (vph)	1347	1163	439	1363	336	331
Starvation Cap Reductn	0	0	0	0	0	0
Spillback Cap Reductn	0	0	0	0	0	0
Storage Cap Reductn	0	0	0	0	0	0
Reduced v/c Ratio	0.63	0.08	0.23	0.76	0.13	0.18

Intersection Summary			
Area Type:	Other		
Cycle Length: 120			
Actuated Cycle Length: 120			
Offset: 11 (9%), Referenced to phase 2:EBT and 6:WBTL, Start of Green			
Natural Cycle: 90			
Control Type: Actuated-Coordinated			
Maximum v/c Ratio: 0.76			
Intersection Signal Delay: 15.4		Intersection LOS: B	
Intersection Capacity Utilization 70.5%		ICU Level of Service C	
Analysis Period (min) 15			
m Volume for 95th percentile queue is metered by upstream signal.			

Splits and Phases: 112: Turner Park Library & Rymal Rd.



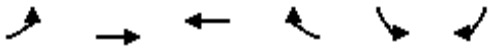

Movement	EBL	EBT	WBT	WBR	SBL	SBR
Lane Configurations						
Traffic Volume (veh/h)	10	850	1049	20	15	20
Future Volume (Veh/h)	10	850	1049	20	15	20
Sign Control		Free	Free		Stop	
Grade		0%	0%		0%	
Peak Hour Factor	0.93	0.93	0.93	0.93	0.93	0.93
Hourly flow rate (vph)	11	914	1128	22	16	22
Pedestrians		3	5		2	
Lane Width (m)		3.6	3.6		3.6	
Walking Speed (m/s)		1.2	1.2		1.2	
Percent Blockage		0	0		0	
Right turn flare (veh)						
Median type		None	None			
Median storage veh)						
Upstream signal (m)		158	345			
pX, platoon unblocked	0.55				0.69	0.55
vC, conflicting volume	1152				2071	1133
vC1, stage 1 conf vol						
vC2, stage 2 conf vol						
vCu, unblocked vol	865				1418	830
tC, single (s)	4.1				6.5	6.2
tC, 2 stage (s)						
tF (s)	2.2				3.6	3.3
p0 queue free %	97				83	89
cM capacity (veh/h)	430				95	203

Direction, Lane #	EB 1	EB 2	WB 1	WB 2	SB 1	SB 2
Volume Total	11	914	1128	22	16	22
Volume Left	11	0	0	0	16	0
Volume Right	0	0	0	22	0	22
cSH	430	1700	1700	1700	95	203
Volume to Capacity	0.03	0.54	0.66	0.01	0.17	0.11
Queue Length 95th (m)	0.6	0.0	0.0	0.0	4.6	2.9
Control Delay (s)	13.6	0.0	0.0	0.0	50.5	24.8
Lane LOS	B				F	C
Approach Delay (s)	0.2		0.0		35.6	
Approach LOS					E	

Intersection Summary			
Average Delay	0.7		
Intersection Capacity Utilization	66.2%	ICU Level of Service	C
Analysis Period (min)	15		

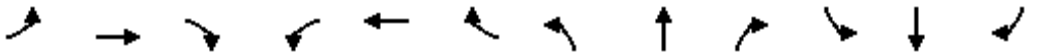

Lane Group	EBL	EBT	EBR	WBL	WBT	WBR	NBL	NBT	NBR	SBL	SBT	SBR
Lane Configurations												
Traffic Volume (vph)	272	542	31	62	800	199	70	186	50	113	46	209
Future Volume (vph)	272	542	31	62	800	199	70	186	50	113	46	209
Ideal Flow (vphpl)	1900	1900	1900	1900	1900	1900	1900	1900	1900	1900	1900	1900
Storage Length (m)	80.0		15.0	50.0		120.0	30.0		0.0	55.0		0.0
Storage Lanes	1		1	1		1	1		0	1		1
Taper Length (m)	7.5			20.0			35.0			7.5		
Lane Util. Factor	1.00	1.00	1.00	1.00	1.00	1.00	1.00	1.00	1.00	1.00	1.00	1.00
Ped Bike Factor			0.96	0.99		0.97	0.97	0.99		0.98		0.95
Frt			0.850			0.850		0.968				0.850
Flt Protected	0.950			0.950			0.950			0.950		
Satd. Flow (prot)	1612	1845	1404	1597	1557	1455	1752	1801	0	1597	1624	1553
Flt Permitted	0.065			0.442			0.724			0.384		
Satd. Flow (perm)	110	1845	1353	738	1557	1406	1295	1801	0	634	1624	1472
Right Turn on Red			Yes			Yes			Yes			Yes
Satd. Flow (RTOR)			30			216		11				227
Link Speed (k/h)		50			50			50			50	
Link Distance (m)		344.6			378.8			243.5			277.8	
Travel Time (s)		24.8			27.3			17.5			20.0	
Confl. Peds. (#/hr)	19		7	7		19	17		15	15		17
Peak Hour Factor	0.92	0.92	0.92	0.92	0.92	0.92	0.92	0.92	0.92	0.92	0.92	0.92
Heavy Vehicles (%)	12%	3%	15%	13%	22%	11%	3%	0%	5%	13%	17%	4%
Adj. Flow (vph)	296	589	34	67	870	216	76	202	54	123	50	227
Shared Lane Traffic (%)												
Lane Group Flow (vph)	296	589	34	67	870	216	76	256	0	123	50	227
Turn Type	pm+pt	NA	Perm	Perm	NA	Perm	Perm	NA		Perm	NA	Perm
Protected Phases	1	6			2			4			4	
Permitted Phases	6		6	2		2	4			4		4
Detector Phase	1	6	6	2	2	2	4	4		4	4	4
Switch Phase												
Minimum Initial (s)	5.0	1.0	1.0	30.0	30.0	30.0	10.0	10.0		10.0	10.0	10.0
Minimum Split (s)	9.5	31.3	31.3	37.3	37.3	37.3	37.3	37.3		37.3	37.3	37.3
Total Split (s)	17.0	82.0	82.0	65.0	65.0	65.0	38.0	38.0		38.0	38.0	38.0
Total Split (%)	14.2%	68.3%	68.3%	54.2%	54.2%	54.2%	31.7%	31.7%		31.7%	31.7%	31.7%
Maximum Green (s)	14.0	75.7	75.7	58.7	58.7	58.7	31.7	31.7		31.7	31.7	31.7
Yellow Time (s)	3.0	3.7	3.7	3.7	3.7	3.7	3.3	3.3		3.3	3.3	3.3
All-Red Time (s)	0.0	2.6	2.6	2.6	2.6	2.6	3.0	3.0		3.0	3.0	3.0
Lost Time Adjust (s)	0.0	0.0	0.0	0.0	0.0	0.0	0.0	0.0		0.0	0.0	0.0
Total Lost Time (s)	3.0	6.3	6.3	6.3	6.3	6.3	6.3	6.3		6.3	6.3	6.3
Lead/Lag	Lead			Lag	Lag	Lag						
Lead-Lag Optimize?	Yes			Yes	Yes	Yes						
Vehicle Extension (s)	3.0	3.0	3.0	3.0	3.0	3.0	3.0	3.0		3.0	3.0	3.0
Recall Mode	None	C-Max	C-Max	C-Max	C-Max	C-Max	None	None		None	None	None
Walk Time (s)		12.0	12.0	12.0	12.0	12.0	12.0	12.0		12.0	12.0	12.0
Flash Dont Walk (s)		13.0	13.0	19.0	19.0	19.0	19.0	19.0		19.0	19.0	19.0
Pedestrian Calls (#/hr)		7	7	19	19	19	32	32		32	32	32
Act Effct Green (s)	84.9	81.6	81.6	58.7	58.7	58.7	25.8	25.8		25.8	25.8	25.8
Actuated g/C Ratio	0.71	0.68	0.68	0.49	0.49	0.49	0.22	0.22		0.22	0.22	0.22
v/c Ratio	0.91	0.47	0.04	0.19	1.14	0.27	0.27	0.65		0.90	0.14	0.46

Lane Group	EBL	EBT	EBR	WBL	WBT	WBR	NBL	NBT	NBR	SBL	SBT	SBR
Control Delay	66.9	3.5	0.2	8.4	84.5	0.4	39.5	47.9		100.8	36.1	7.7
Queue Delay	0.0	0.0	0.0	0.0	0.0	0.0	0.0	0.0		0.0	0.0	0.0
Total Delay	66.9	3.5	0.2	8.4	84.5	0.4	39.5	47.9		100.8	36.1	7.7
LOS	E	A	A	A	F	A	D	D		F	D	A
Approach Delay		23.8			64.3			46.0			39.8	
Approach LOS		C			E			D			D	
Queue Length 50th (m)	~69.3	51.9	0.5	3.9	~249.5	0.6	14.9	52.5		28.2	9.5	0.0
Queue Length 95th (m)	#128.5	13.0	m0.1	m3.5	m63.0	m0.0	28.7	79.6		#60.5	20.1	19.7
Internal Link Dist (m)		320.6			354.8			219.5			253.8	
Turn Bay Length (m)	80.0		15.0	50.0		120.0	30.0			55.0		
Base Capacity (vph)	326	1254	929	361	761	798	342	483		167	429	555
Starvation Cap Reductn	0	0	0	0	0	0	0	0		0	0	0
Spillback Cap Reductn	0	0	0	0	0	0	0	0		0	0	0
Storage Cap Reductn	0	0	0	0	0	0	0	0		0	0	0
Reduced v/c Ratio	0.91	0.47	0.04	0.19	1.14	0.27	0.22	0.53		0.74	0.12	0.41

Intersection Summary			
Area Type:	Other		
Cycle Length: 120			
Actuated Cycle Length: 120			
Offset: 56 (47%), Referenced to phase 2:WBTL and 6:EBTL, Start of Green			
Natural Cycle: 135			
Control Type: Actuated-Coordinated			
Maximum v/c Ratio: 1.14			
Intersection Signal Delay: 45.4		Intersection LOS: D	
Intersection Capacity Utilization 102.7%		ICU Level of Service G	
Analysis Period (min) 15			
~ Volume exceeds capacity, queue is theoretically infinite.			
Queue shown is maximum after two cycles.			
# 95th percentile volume exceeds capacity, queue may be longer.			
Queue shown is maximum after two cycles.			
m Volume for 95th percentile queue is metered by upstream signal.			

Splits and Phases: 120: Upper Wentworth St. & Rymal Rd.



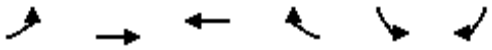

Movement	EBL	EBT	WBT	WBR	SBL	SBR
Lane Configurations						
Traffic Volume (veh/h)	0	696	1050	35	35	10
Future Volume (Veh/h)	0	696	1050	35	35	10
Sign Control		Free	Free		Stop	
Grade		0%	0%		0%	
Peak Hour Factor	0.92	0.92	0.92	0.92	0.92	0.92
Hourly flow rate (vph)	0	757	1141	38	38	11
Pedestrians			4		26	
Lane Width (m)			3.6		3.6	
Walking Speed (m/s)			1.2		1.2	
Percent Blockage			0		2	
Right turn flare (veh)						
Median type		None	None			
Median storage veh)						
Upstream signal (m)		379				
pX, platoon unblocked					0.84	
vC, conflicting volume	1205				1947	1186
vC1, stage 1 conf vol						
vC2, stage 2 conf vol						
vCu, unblocked vol	1205				2031	1186
tC, single (s)	4.1				6.4	6.2
tC, 2 stage (s)						
tF (s)	2.2				3.5	3.3
p0 queue free %	100				27	95
cM capacity (veh/h)	563				52	227

Direction, Lane #	EB 1	EB 2	WB 1	SB 1	SB 2
Volume Total	0	757	1179	38	11
Volume Left	0	0	0	38	0
Volume Right	0	0	38	0	11
cSH	1700	1700	1700	52	227
Volume to Capacity	0.00	0.45	0.69	0.73	0.05
Queue Length 95th (m)	0.0	0.0	0.0	23.8	1.2
Control Delay (s)	0.0	0.0	0.0	173.9	21.7
Lane LOS				F	C
Approach Delay (s)	0.0		0.0	139.7	
Approach LOS				F	

Intersection Summary			
Average Delay	3.4		
Intersection Capacity Utilization	67.5%	ICU Level of Service	C
Analysis Period (min)	15		



Movement	EBT	EBR	WBL	WBT	NBL	NBR
Lane Configurations						
Traffic Volume (veh/h)	766	10	5	1057	25	10
Future Volume (Veh/h)	766	10	5	1057	25	10
Sign Control	Free			Free	Stop	
Grade	0%			0%	0%	
Peak Hour Factor	0.93	0.93	0.93	0.93	0.93	0.93
Hourly flow rate (vph)	824	11	5	1137	27	11
Pedestrians				2	1	
Lane Width (m)				3.6	3.6	
Walking Speed (m/s)				1.2	1.2	
Percent Blockage				0	0	
Right turn flare (veh)						2
Median type	None			None		
Median storage veh)						
Upstream signal (m)				292		
pX, platoon unblocked					0.48	
vC, conflicting volume			836		1978	832
vC1, stage 1 conf vol						
vC2, stage 2 conf vol						
vCu, unblocked vol			836		2487	832
tC, single (s)			4.1		6.4	6.2
tC, 2 stage (s)						
tF (s)			2.2		3.5	3.3
p0 queue free %			99		0	97
cM capacity (veh/h)			806		16	371

Direction, Lane #	EB 1	WB 1	WB 2	NB 1
Volume Total	835	5	1137	38
Volume Left	0	5	0	27
Volume Right	11	0	0	11
cSH	1700	806	1700	22
Volume to Capacity	0.49	0.01	0.67	1.73
Queue Length 95th (m)	0.0	0.1	0.0	39.3
Control Delay (s)	0.0	9.5	0.0	728.2
Lane LOS		A		F
Approach Delay (s)	0.0	0.0		728.2
Approach LOS				F

Intersection Summary			
Average Delay	13.8		
Intersection Capacity Utilization	66.3%	ICU Level of Service	C
Analysis Period (min)	15		

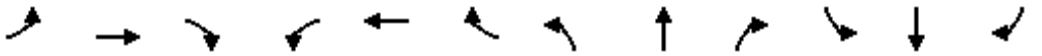

Lane Group	EBL	EBT	EBR	WBL	WBT	WBR	NBL	NBT	NBR	SBL	SBT	SBR
Lane Configurations												
Traffic Volume (vph)	152	616	0	0	873	359	0	0	0	166	0	196
Future Volume (vph)	152	616	0	0	873	359	0	0	0	166	0	196
Ideal Flow (vphpl)	1900	1900	1900	1900	1900	1900	1900	1900	1900	1900	1900	1900
Storage Length (m)	20.0		20.0	20.0		0.0	40.0		0.0	40.0		0.0
Storage Lanes	1		1	1		0	1		0	1		0
Taper Length (m)	7.5			7.5			7.5			7.5		
Lane Util. Factor	1.00	1.00	1.00	1.00	1.00	1.00	1.00	1.00	1.00	1.00	1.00	1.00
Ped Bike Factor					0.99					1.00	0.97	
Frt					0.956						0.850	
Flt Protected	0.950									0.950		
Satd. Flow (prot)	1612	1900	1827	1900	1633	0	1900	1900	0	1703	1573	0
Flt Permitted	0.059									0.493		
Satd. Flow (perm)	100	1900	1827	1900	1633	0	1900	1900	0	880	1573	0
Right Turn on Red			Yes			Yes			Yes			Yes
Satd. Flow (RTOR)					25						250	
Link Speed (k/h)		50			50			50			50	
Link Distance (m)		291.6			340.9			113.6			275.5	
Travel Time (s)		21.0			24.5			8.2			19.8	
Confl. Peds. (#/hr)	8		3	3		8	3		2	2		3
Peak Hour Factor	0.91	0.91	0.91	0.91	0.91	0.91	0.91	0.91	0.91	0.91	0.91	0.91
Heavy Vehicles (%)	12%	0%	4%	0%	12%	5%	0%	0%	0%	6%	9%	0%
Adj. Flow (vph)	167	677	0	0	959	395	0	0	0	182	0	215
Shared Lane Traffic (%)												
Lane Group Flow (vph)	167	677	0	0	1354	0	0	0	0	182	215	0
Turn Type	pm+pt	NA	Perm	pm+pt	NA		pm+pt			pm+pt	NA	
Protected Phases	5	2		1	6		3	8		7	4	
Permitted Phases	2		2	6			8			4		
Detector Phase	5	2	2	1	6		3 8	8		7 4	4	
Switch Phase												
Minimum Initial (s)	5.0	20.0	20.0	5.0	20.0		5.0	10.0		5.0	10.0	
Minimum Split (s)	8.0	30.1	30.1	8.0	30.1		8.0	34.3		8.0	34.3	
Total Split (s)	9.0	66.0	66.0	9.0	66.0		9.0	36.0		9.0	36.0	
Total Split (%)	7.5%	55.0%	55.0%	7.5%	55.0%		7.5%	30.0%		7.5%	30.0%	
Maximum Green (s)	6.0	59.9	59.9	6.0	59.9		6.0	29.7		6.0	29.7	
Yellow Time (s)	3.0	3.7	3.7	3.0	3.7		3.0	3.3		3.0	3.3	
All-Red Time (s)	0.0	2.4	2.4	0.0	2.4		0.0	3.0		0.0	3.0	
Lost Time Adjust (s)	0.0	0.0	0.0	0.0	0.0		0.0	0.0		0.0	0.0	
Total Lost Time (s)	3.0	6.1	6.1	3.0	6.1		3.0	6.3		3.0	6.3	
Lead/Lag	Lead	Lag	Lag	Lead	Lag		Lead	Lag		Lead	Lag	
Lead-Lag Optimize?	Yes	Yes	Yes	Yes	Yes		Yes	Yes		Yes	Yes	
Vehicle Extension (s)	1.0	0.2	0.2	1.0	0.2		1.0	0.2		1.0	0.2	
Recall Mode	None	C-Max	C-Max	None	C-Max		None	None		None	None	
Walk Time (s)		12.0	12.0		12.0			12.0			12.0	
Flash Dont Walk (s)		12.0	12.0		12.0			16.0			16.0	
Pedestrian Calls (#/hr)		3	3		8			3			2	
Act Effct Green (s)	90.4	87.3			69.9					23.6	20.3	
Actuated g/C Ratio	0.75	0.73			0.58					0.20	0.17	
v/c Ratio	0.65	0.49			1.41					0.63	0.45	

Lane Group	EBL	EBT	EBR	WBL	WBT	WBR	NBL	NBT	NBR	SBL	SBT	SBR
Control Delay	41.2	9.7			210.6					52.4	5.3	
Queue Delay	0.0	0.0			0.0					0.0	0.0	
Total Delay	41.2	9.7			210.6					52.4	5.3	
LOS	D	A			F					D	A	
Approach Delay		15.9			210.6						26.9	
Approach LOS		B			F						C	
Queue Length 50th (m)	21.0	42.8			~440.4					41.9	0.0	
Queue Length 95th (m)	m#74.3	130.2			m#560.3					53.5	11.1	
Internal Link Dist (m)		267.6			316.9			89.6			251.5	
Turn Bay Length (m)	20.0									40.0		
Base Capacity (vph)	257	1382			961					367	593	
Starvation Cap Reductn	0	0			0					0	0	
Spillback Cap Reductn	0	0			0					0	0	
Storage Cap Reductn	0	0			0					0	0	
Reduced v/c Ratio	0.65	0.49			1.41					0.50	0.36	

Intersection Summary			
Area Type:	Other		
Cycle Length: 120			
Actuated Cycle Length: 120			
Offset: 0 (0%), Referenced to phase 2:EBTL and 6:WBTL, Start of Green			
Natural Cycle: 145			
Control Type: Actuated-Coordinated			
Maximum v/c Ratio: 1.41			
Intersection Signal Delay: 119.2		Intersection LOS: F	
Intersection Capacity Utilization 106.7%		ICU Level of Service G	
Analysis Period (min) 15			
~ Volume exceeds capacity, queue is theoretically infinite.			
Queue shown is maximum after two cycles.			
# 95th percentile volume exceeds capacity, queue may be longer.			
Queue shown is maximum after two cycles.			
m Volume for 95th percentile queue is metered by upstream signal.			

Splits and Phases: 130: Rymal Rd. & Upper Sherman Ave.





Lane Group	EBL	EBT	EBR	WBL	WBT	WBR	NBL	NBT	NBR	SBL	SBT	SBR
Lane Configurations												
Traffic Volume (vph)	10	701	59	90	940	10	176	15	110	5	10	20
Future Volume (vph)	10	701	59	90	940	10	176	15	110	5	10	20
Ideal Flow (vphpl)	1900	1900	1900	1900	1900	1900	1900	1900	1900	1900	1900	1900
Storage Length (m)	30.0		0.0	30.0		10.0	0.0		0.0	20.0		0.0
Storage Lanes	1		0	1		1	0		0	1		0
Taper Length (m)	7.5			7.5			7.5			30.0		
Lane Util. Factor	1.00	1.00	1.00	1.00	1.00	1.00	1.00	1.00	1.00	1.00	1.00	1.00
Ped Bike Factor		1.00				0.97		0.99		1.00	0.98	
Frt		0.988				0.850		0.951			0.902	
Flt Protected	0.950			0.950				0.972		0.950		
Satd. Flow (prot)	1805	1745	0	1752	1667	1292	0	1719	0	1656	1551	0
Flt Permitted	0.171			0.184				0.802		0.579		
Satd. Flow (perm)	325	1745	0	339	1667	1252	0	1415	0	1008	1551	0
Right Turn on Red			Yes			Yes			Yes			Yes
Satd. Flow (RTOR)		5				25		22			21	
Link Speed (k/h)		50			50			50			50	
Link Distance (m)		340.9			498.9			153.4			80.6	
Travel Time (s)		24.5			35.9			11.0			5.8	
Confl. Peds. (#/hr)	4		1	1		4	2		1	1		2
Peak Hour Factor	0.94	0.94	0.94	0.94	0.94	0.94	0.94	0.94	0.94	0.94	0.94	0.94
Heavy Vehicles (%)	0%	8%	0%	3%	14%	25%	1%	0%	2%	9%	12%	7%
Adj. Flow (vph)	11	746	63	96	1000	11	187	16	117	5	11	21
Shared Lane Traffic (%)												
Lane Group Flow (vph)	11	809	0	96	1000	11	0	320	0	5	32	0
Turn Type	Perm	NA		pm+pt	NA	Perm	Perm	NA		Perm	NA	
Protected Phases		2		1	6			4			8	
Permitted Phases	2			6		6	4			8		
Detector Phase	2	2		1	6	6	4	4		8	8	
Switch Phase												
Minimum Initial (s)	20.0	20.0		5.0	20.0	20.0	10.0	10.0		10.0	10.0	
Minimum Split (s)	27.7	27.7		8.0	27.7	27.7	31.7	31.7		31.7	31.7	
Total Split (s)	70.0	70.0		18.0	88.0	88.0	32.0	32.0		32.0	32.0	
Total Split (%)	58.3%	58.3%		15.0%	73.3%	73.3%	26.7%	26.7%		26.7%	26.7%	
Maximum Green (s)	64.3	64.3		15.0	82.3	82.3	26.3	26.3		26.3	26.3	
Yellow Time (s)	3.7	3.7		3.0	3.7	3.7	3.3	3.3		3.3	3.3	
All-Red Time (s)	2.0	2.0		0.0	2.0	2.0	2.4	2.4		2.4	2.4	
Lost Time Adjust (s)	0.0	0.0		0.0	0.0	0.0		0.0		0.0	0.0	
Total Lost Time (s)	5.7	5.7		3.0	5.7	5.7		5.7		5.7	5.7	
Lead/Lag	Lag	Lag		Lead								
Lead-Lag Optimize?	Yes	Yes		Yes								
Vehicle Extension (s)	3.0	3.0		3.0	3.0	3.0	3.0	3.0		3.0	3.0	
Recall Mode	C-Max	C-Max		None	C-Max	C-Max	None	None		None	None	
Walk Time (s)	10.0	10.0			10.0	10.0	10.0	10.0		10.0	10.0	
Flash Dont Walk (s)	12.0	12.0			12.0	12.0	16.0	16.0		16.0	16.0	
Pedestrian Calls (#/hr)	1	1			4	4	1	1		2	2	
Act Effct Green (s)	71.8	71.8		85.0	82.3	82.3		26.3		26.3	26.3	
Actuated g/C Ratio	0.60	0.60		0.71	0.69	0.69		0.22		0.22	0.22	
v/c Ratio	0.06	0.77		0.29	0.87	0.01		0.98		0.02	0.09	

Lane Group	EBL	EBT	EBR	WBL	WBT	WBR	NBL	NBT	NBR	SBL	SBT	SBR
Control Delay	7.0	23.1		3.5	18.5	0.0		88.6		37.4	20.4	
Queue Delay	0.0	0.0		0.0	0.0	0.0		0.0		0.0	0.0	
Total Delay	7.0	23.1		3.5	18.5	0.0		88.6		37.4	20.4	
LOS	A	C		A	B	A		F		D	C	
Approach Delay		22.8			17.0			88.6			22.7	
Approach LOS		C			B			F			C	
Queue Length 50th (m)	0.9	170.4		2.0	220.6	0.0		74.7		1.0	2.2	
Queue Length 95th (m)	m1.4	110.0		m2.0	#306.2	m0.0		#135.3		4.6	10.9	
Internal Link Dist (m)		316.9			474.9			129.4			56.6	
Turn Bay Length (m)	30.0			30.0		10.0				20.0		
Base Capacity (vph)	194	1045		416	1143	866		327		220	356	
Starvation Cap Reductn	0	0		0	0	0		0		0	0	
Spillback Cap Reductn	0	0		0	0	0		0		0	0	
Storage Cap Reductn	0	0		0	0	0		0		0	0	
Reduced v/c Ratio	0.06	0.77		0.23	0.87	0.01		0.98		0.02	0.09	

Intersection Summary			
Area Type:	Other		
Cycle Length: 120			
Actuated Cycle Length: 120			
Offset: 11 (9%), Referenced to phase 2:EBTL and 6:WBTL, Start of Green			
Natural Cycle: 90			
Control Type: Actuated-Coordinated			
Maximum v/c Ratio: 0.98			
Intersection Signal Delay: 29.2		Intersection LOS: C	
Intersection Capacity Utilization 104.4%		ICU Level of Service G	
Analysis Period (min) 15			
# 95th percentile volume exceeds capacity, queue may be longer.			
Queue shown is maximum after two cycles.			
m Volume for 95th percentile queue is metered by upstream signal.			

Splits and Phases: 131: Miles Rd./Eva St. & Rymal Rd.



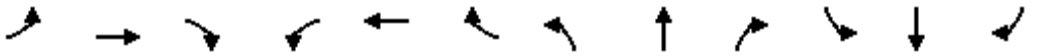

Lane Group	EBL	EBT	EBR	WBL	WBT	WBR	NBL	NBT	NBR	SBL	SBT	SBR
Lane Configurations												
Traffic Volume (vph)	236	581	12	23	721	249	85	147	44	155	46	193
Future Volume (vph)	236	581	12	23	721	249	85	147	44	155	46	193
Ideal Flow (vphpl)	1900	1900	1900	1900	1900	1900	1900	1900	1900	1900	1900	1900
Storage Length (m)	30.0		0.0	90.0		40.0	45.0		45.0	50.0		30.0
Storage Lanes	1		0	1		1	1		1	1		1
Taper Length (m)	7.5			7.5			35.0			7.5		
Lane Util. Factor	1.00	1.00	1.00	1.00	1.00	1.00	1.00	1.00	1.00	1.00	1.00	1.00
Ped Bike Factor		1.00		0.99		0.97	0.99		0.95	0.97		0.97
Frt		0.997				0.850			0.850			0.850
Flt Protected	0.950			0.950			0.950			0.950		
Satd. Flow (prot)	1719	1722	0	1597	1667	1509	1687	1881	1615	1687	1776	1292
Flt Permitted	0.203			0.425			0.725			0.573		
Satd. Flow (perm)	367	1722	0	710	1667	1468	1276	1881	1531	991	1776	1254
Right Turn on Red			Yes			Yes			Yes			Yes
Satd. Flow (RTOR)		2				132			59			205
Link Speed (k/h)		50			50			50			50	
Link Distance (m)		498.9			509.5			366.2			122.9	
Travel Time (s)		35.9			36.7			26.4			8.8	
Confl. Peds. (#/hr)	14		9	9		14	4		15	15		4
Peak Hour Factor	0.94	0.94	0.94	0.94	0.94	0.94	0.94	0.94	0.94	0.94	0.94	0.94
Heavy Vehicles (%)	5%	10%	7%	13%	14%	7%	7%	1%	0%	7%	7%	25%
Adj. Flow (vph)	251	618	13	24	767	265	90	156	47	165	49	205
Shared Lane Traffic (%)												
Lane Group Flow (vph)	251	631	0	24	767	265	90	156	47	165	49	205
Turn Type	pm+pt	NA		Perm	NA	Perm	Perm	NA	Perm	Perm	NA	Perm
Protected Phases	1	6			2			8			4	
Permitted Phases	6			2		2	8		8	4		4
Detector Phase	1	6		2	2	2	8	8	8	4	4	4
Switch Phase												
Minimum Initial (s)	5.0	35.0		35.0	35.0	35.0	15.0	15.0	15.0	15.0	15.0	15.0
Minimum Split (s)	8.0	41.5		41.5	41.5	41.5	32.2	32.2	32.2	32.2	32.2	32.2
Total Split (s)	16.0	86.0		70.0	70.0	70.0	34.0	34.0	34.0	34.0	34.0	34.0
Total Split (%)	13.3%	71.7%		58.3%	58.3%	58.3%	28.3%	28.3%	28.3%	28.3%	28.3%	28.3%
Maximum Green (s)	13.0	79.5		63.5	63.5	63.5	27.8	27.8	27.8	27.8	27.8	27.8
Yellow Time (s)	3.0	3.7		3.7	3.7	3.7	3.3	3.3	3.3	3.3	3.3	3.3
All-Red Time (s)	0.0	2.8		2.8	2.8	2.8	2.9	2.9	2.9	2.9	2.9	2.9
Lost Time Adjust (s)	0.0	0.0		0.0	0.0	0.0	0.0	0.0	0.0	0.0	0.0	0.0
Total Lost Time (s)	3.0	6.5		6.5	6.5	6.5	6.2	6.2	6.2	6.2	6.2	6.2
Lead/Lag	Lead			Lag	Lag	Lag						
Lead-Lag Optimize?	Yes			Yes	Yes	Yes						
Vehicle Extension (s)	3.0	3.0		3.0	3.0	3.0	3.0	3.0	3.0	3.0	3.0	3.0
Recall Mode	None	C-Max		C-Max	C-Max	C-Max	None	None	None	None	None	None
Walk Time (s)		12.0		12.0	12.0	12.0				12.0	12.0	12.0
Flash Dont Walk (s)		20.0		20.0	20.0	20.0				14.0	14.0	14.0
Pedestrian Calls (#/hr)		9		14	14	14				19	19	19
Act Effct Green (s)	87.6	84.1		70.2	70.2	70.2	23.2	23.2	23.2	23.2	23.2	23.2
Actuated g/C Ratio	0.73	0.70		0.58	0.58	0.58	0.19	0.19	0.19	0.19	0.19	0.19
v/c Ratio	0.64	0.52		0.06	0.79	0.29	0.37	0.43	0.14	0.86	0.14	0.50

Lane Group	EBL	EBT	EBR	WBL	WBT	WBR	NBL	NBT	NBR	SBL	SBT	SBR
Control Delay	10.2	8.4		13.7	28.3	7.9	45.0	45.3	7.6	84.1	39.0	9.7
Queue Delay	0.0	0.0		0.0	0.0	0.0	0.0	0.0	0.0	0.0	0.0	0.0
Total Delay	10.2	8.4		13.7	28.3	7.9	45.0	45.3	7.6	84.1	39.0	9.7
LOS	B	A		B	C	A	D	D	A	F	D	A
Approach Delay		8.9			22.8			39.2			42.4	
Approach LOS		A			C			D			D	
Queue Length 50th (m)	15.5	98.5		2.5	144.8	14.9	19.2	33.8	0.0	39.3	10.0	0.0
Queue Length 95th (m)	m18.7	m103.1		7.5	#244.5	33.6	34.6	53.2	7.7	#71.3	20.5	20.6
Internal Link Dist (m)		474.9			485.5			342.2			98.9	
Turn Bay Length (m)	30.0			90.0		40.0	45.0		45.0	50.0		30.0
Base Capacity (vph)	414	1207		415	975	913	295	435	400	229	411	448
Starvation Cap Reductn	0	0		0	0	0	0	0	0	0	0	0
Spillback Cap Reductn	0	0		0	0	0	0	0	0	0	0	0
Storage Cap Reductn	0	0		0	0	0	0	0	0	0	0	0
Reduced v/c Ratio	0.61	0.52		0.06	0.79	0.29	0.31	0.36	0.12	0.72	0.12	0.46

Intersection Summary			
Area Type:	Other		
Cycle Length: 120			
Actuated Cycle Length: 120			
Offset: 75 (63%), Referenced to phase 2:WBTL and 6:EBTL, Start of Green			
Natural Cycle: 85			
Control Type: Actuated-Coordinated			
Maximum v/c Ratio: 0.86			
Intersection Signal Delay: 23.1		Intersection LOS: C	
Intersection Capacity Utilization 107.8%		ICU Level of Service G	
Analysis Period (min) 15			
# 95th percentile volume exceeds capacity, queue may be longer.			
Queue shown is maximum after two cycles.			
m Volume for 95th percentile queue is metered by upstream signal.			

Splits and Phases: 140: Upper Gage Ave. & Rymal Rd.



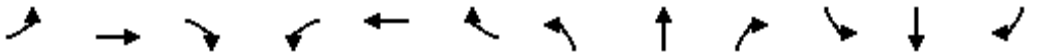

Lane Group	EBL	EBT	EBR	WBL	WBT	WBR	NBL	NBT	NBR	SBL	SBT	SBR
Lane Configurations												
Traffic Volume (vph)	20	766	5	5	885	10	5	0	15	10	0	20
Future Volume (vph)	20	766	5	5	885	10	5	0	15	10	0	20
Ideal Flow (vphpl)	1900	1900	1900	1900	1900	1900	1900	1900	1900	1900	1900	1900
Storage Length (m)	30.0		5.0	35.0		20.0	0.0		0.0	0.0		0.0
Storage Lanes	1		0	1		1	0		0	0		0
Taper Length (m)	7.5			7.5			7.5			7.5		
Lane Util. Factor	1.00	1.00	1.00	1.00	1.00	1.00	1.00	1.00	1.00	1.00	1.00	1.00
Ped Bike Factor	1.00					0.97		1.00			0.98	
Frt		0.999				0.850		0.900			0.910	
Flt Protected	0.950			0.950				0.987			0.984	
Satd. Flow (prot)	1805	1898	0	1805	1776	1615	0	1605	0	0	1644	0
Flt Permitted	0.209			0.267				0.942			0.918	
Satd. Flow (perm)	397	1898	0	507	1776	1567	0	1529	0	0	1534	0
Right Turn on Red			Yes			Yes			Yes			Yes
Satd. Flow (RTOR)		1				20		26			26	
Link Speed (k/h)		50			50			50			50	
Link Distance (m)		509.5			351.2			177.4			122.5	
Travel Time (s)		36.7			25.3			12.8			8.8	
Confl. Peds. (#/hr)	11					11	4					4
Peak Hour Factor	0.89	0.89	0.89	0.89	0.89	0.89	0.89	0.89	0.89	0.89	0.89	0.89
Heavy Vehicles (%)	0%	0%	0%	0%	7%	0%	0%	0%	7%	5%	11%	0%
Adj. Flow (vph)	22	861	6	6	994	11	6	0	17	11	0	22
Shared Lane Traffic (%)												
Lane Group Flow (vph)	22	867	0	6	994	11	0	23	0	0	33	0
Turn Type	Perm	NA		Perm	NA	Perm	Perm	NA		Perm	NA	
Protected Phases		2			6			8			4	
Permitted Phases	2			6		6	8			4		
Detector Phase	2	2		6	6	6	8	8		4	4	
Switch Phase												
Minimum Initial (s)	10.0	10.0		10.0	10.0	10.0	20.0	20.0		20.0	20.0	
Minimum Split (s)	41.0	41.0		41.0	41.0	41.0	25.6	25.6		41.6	41.6	
Total Split (s)	68.4	68.4		68.4	68.4	68.4	41.6	41.6		41.6	41.6	
Total Split (%)	62.2%	62.2%		62.2%	62.2%	62.2%	37.8%	37.8%		37.8%	37.8%	
Maximum Green (s)	62.8	62.8		62.8	62.8	62.8	36.6	36.6		36.6	36.6	
Yellow Time (s)	3.7	3.7		3.7	3.7	3.7	3.0	3.0		3.0	3.0	
All-Red Time (s)	1.9	1.9		1.9	1.9	1.9	2.0	2.0		2.0	2.0	
Lost Time Adjust (s)	0.0	0.0		0.0	0.0	0.0		0.0			0.0	
Total Lost Time (s)	5.6	5.6		5.6	5.6	5.6		5.0			5.0	
Lead/Lag												
Lead-Lag Optimize?												
Vehicle Extension (s)	3.0	3.0		3.0	3.0	3.0	3.0	3.0		3.0	3.0	
Recall Mode	C-Max	C-Max		C-Max	C-Max	C-Max	None	None		None	None	
Walk Time (s)										15.0	15.0	
Flash Dont Walk (s)										21.0	21.0	
Pedestrian Calls (#/hr)										1	1	
Act Effct Green (s)	88.4	88.4		88.4	88.4	88.4		23.2			23.2	
Actuated g/C Ratio	0.80	0.80		0.80	0.80	0.80		0.21			0.21	
v/c Ratio	0.07	0.57		0.01	0.70	0.01		0.07			0.10	

Lane Group	EBL	EBT	EBR	WBL	WBT	WBR	NBL	NBT	NBR	SBL	SBT	SBR
Control Delay	7.9	10.7		7.8	14.4	2.3		10.0			14.4	
Queue Delay	0.0	0.0		0.0	0.0	0.0		0.0			0.0	
Total Delay	7.9	10.7		7.8	14.4	2.3		10.0			14.4	
LOS	A	B		A	B	A		A			B	
Approach Delay		10.6			14.2			10.0			14.4	
Approach LOS		B			B			A			B	
Queue Length 50th (m)	1.3	87.3		0.3	123.6	0.0		0.0			1.3	
Queue Length 95th (m)	6.3	198.2		2.5	#300.3	1.6		5.4			8.0	
Internal Link Dist (m)		485.5			327.2			153.4			98.5	
Turn Bay Length (m)	30.0			35.0		20.0						
Base Capacity (vph)	319	1526		407	1427	1263		526			527	
Starvation Cap Reductn	0	0		0	0	0		0			0	
Spillback Cap Reductn	0	0		0	0	0		0			0	
Storage Cap Reductn	0	0		0	0	0		0			0	
Reduced v/c Ratio	0.07	0.57		0.01	0.70	0.01		0.04			0.06	

Intersection Summary			
Area Type:	Other		
Cycle Length: 110			
Actuated Cycle Length: 110			
Offset: 58 (53%), Referenced to phase 2:EBTL and 6:WBTL, Start of Green			
Natural Cycle: 105			
Control Type: Actuated-Coordinated			
Maximum v/c Ratio: 0.70			
Intersection Signal Delay: 12.6		Intersection LOS: B	
Intersection Capacity Utilization 73.7%		ICU Level of Service D	
Analysis Period (min) 15			
# 95th percentile volume exceeds capacity, queue may be longer.			
Queue shown is maximum after two cycles.			

Splits and Phases: 141: Grayrocks Ave./Rockland Ave. & Rymal Rd.



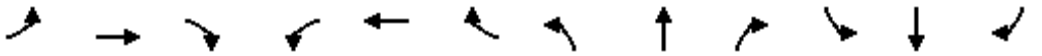

Lane Group	EBL	EBT	EBR	WBL	WBT	WBR	NBL	NBT	NBR	SBL	SBT	SBR
Lane Configurations												
Traffic Volume (vph)	180	575	37	23	710	305	62	93	25	264	77	120
Future Volume (vph)	180	575	37	23	710	305	62	93	25	264	77	120
Ideal Flow (vphpl)	1900	1900	1900	1900	1900	1900	1900	1900	1900	1900	1900	1900
Storage Length (m)	45.0		0.0	30.0		10.0	35.0		50.0	50.0		0.0
Storage Lanes	1		0	1		1	1		0	1		1
Taper Length (m)	7.5			7.5			7.5			7.5		
Lane Util. Factor	1.00	1.00	1.00	1.00	1.00	1.00	1.00	*0.65	0.95	1.00	1.00	1.00
Ped Bike Factor	1.00	1.00		1.00		0.99		0.99		0.99		
Frt		0.991				0.850		0.968				0.850
Flt Protected	0.950			0.950			0.950			0.950		
Satd. Flow (prot)	1556	1294	0	1570	1583	1482	1165	1758	0	1671	1652	1170
Flt Permitted	0.192			0.401			0.704			0.636		
Satd. Flow (perm)	314	1294	0	662	1583	1460	863	1758	0	1108	1652	1170
Right Turn on Red			Yes			Yes			Yes			No
Satd. Flow (RTOR)		6				64		15				
Link Speed (k/h)		50			50			50			50	
Link Distance (m)		351.2			400.2			147.9			323.0	
Travel Time (s)		25.3			28.8			10.6			23.3	
Confl. Peds. (#/hr)	3		1	1		3			5	5		
Peak Hour Factor	0.94	0.94	0.94	0.94	0.94	0.94	0.94	0.94	0.94	0.94	0.94	0.94
Heavy Vehicles (%)	16%	47%	19%	15%	20%	9%	55%	31%	50%	8%	15%	38%
Adj. Flow (vph)	191	612	39	24	755	324	66	99	27	281	82	128
Shared Lane Traffic (%)												
Lane Group Flow (vph)	191	651	0	24	755	324	66	126	0	281	82	128
Turn Type	pm+pt	NA		Perm	NA	Perm	Perm	NA		Perm	NA	Perm
Protected Phases	5	2			6			4			8	
Permitted Phases	2			6		6	4			8		8
Detector Phase	5	2		6	6	6	4	4		8	8	8
Switch Phase												
Minimum Initial (s)	5.0	35.0		35.0	35.0	35.0	10.0	10.0		10.0	10.0	10.0
Minimum Split (s)	9.5	48.2		48.2	48.2	48.2	31.0	31.0		31.0	31.0	31.0
Total Split (s)	15.0	87.0		72.0	72.0	72.0	33.0	33.0		33.0	33.0	33.0
Total Split (%)	12.5%	72.5%		60.0%	60.0%	60.0%	27.5%	27.5%		27.5%	27.5%	27.5%
Maximum Green (s)	12.0	80.8		65.8	65.8	65.8	27.0	27.0		27.0	27.0	27.0
Yellow Time (s)	3.0	3.7		3.7	3.7	3.7	3.3	3.3		3.3	3.3	3.3
All-Red Time (s)	0.0	2.5		2.5	2.5	2.5	2.7	2.7		2.7	2.7	2.7
Lost Time Adjust (s)	0.0	0.0		0.0	0.0	0.0	0.0	0.0		0.0	0.0	0.0
Total Lost Time (s)	3.0	6.2		6.2	6.2	6.2	6.0	6.0		6.0	6.0	6.0
Lead/Lag	Lead			Lag	Lag	Lag						
Lead-Lag Optimize?	Yes			Yes	Yes	Yes						
Vehicle Extension (s)	3.0	3.0		3.0	3.0	3.0	3.0	3.0		3.0	3.0	3.0
Recall Mode	None	C-Max		C-Max	C-Max	C-Max	None	None		None	None	None
Walk Time (s)		20.0		20.0	20.0	20.0	7.0	7.0		7.0	7.0	7.0
Flash Dont Walk (s)		22.0		22.0	22.0	22.0	18.0	18.0		18.0	18.0	18.0
Pedestrian Calls (#/hr)		1		3	3	3	5	5		0	0	0
Act Effct Green (s)	84.0	80.8		67.5	67.5	67.5	27.0	27.0		27.0	27.0	27.0
Actuated g/C Ratio	0.70	0.67		0.56	0.56	0.56	0.22	0.22		0.22	0.22	0.22
v/c Ratio	0.59	0.75		0.06	0.85	0.38	0.34	0.31		1.13	0.22	0.49

Lane Group	EBL	EBT	EBR	WBL	WBT	WBR	NBL	NBT	NBR	SBL	SBT	SBR
Control Delay	13.8	19.4		17.3	40.8	19.2	44.9	36.4		138.9	39.9	47.8
Queue Delay	0.0	0.0		0.0	0.0	0.0	0.0	0.0		0.0	0.0	0.0
Total Delay	13.8	19.4		17.3	40.8	19.2	44.9	36.4		138.9	39.9	47.8
LOS	B	B		B	D	B	D	D		F	D	D
Approach Delay		18.2			34.0			39.4			98.6	
Approach LOS		B			C			D			F	
Queue Length 50th (m)	14.6	95.8		3.6	184.3	47.8	13.8	17.6		~80.7	16.7	27.8
Queue Length 95th (m)	23.2	150.1		m4.6	#240.9	m68.9	28.3	31.6		#136.4	31.4	48.6
Internal Link Dist (m)		327.2			376.2			123.9			299.0	
Turn Bay Length (m)	45.0			30.0		10.0	35.0			50.0		
Base Capacity (vph)	344	873		372	890	849	194	407		249	371	263
Starvation Cap Reductn	0	0		0	0	0	0	0		0	0	0
Spillback Cap Reductn	0	0		0	0	0	0	0		0	0	0
Storage Cap Reductn	0	0		0	0	0	0	0		0	0	0
Reduced v/c Ratio	0.56	0.75		0.06	0.85	0.38	0.34	0.31		1.13	0.22	0.49

Intersection Summary			
Area Type:	Other		
Cycle Length: 120			
Actuated Cycle Length: 120			
Offset: 116 (97%), Referenced to phase 2:EBTL and 6:WBTL, Start of Green			
Natural Cycle: 90			
Control Type: Actuated-Coordinated			
Maximum v/c Ratio: 1.13			
Intersection Signal Delay: 41.4		Intersection LOS: D	
Intersection Capacity Utilization 100.8%		ICU Level of Service G	
Analysis Period (min) 15			
* User Entered Value			
~ Volume exceeds capacity, queue is theoretically infinite.			
Queue shown is maximum after two cycles.			
# 95th percentile volume exceeds capacity, queue may be longer.			
Queue shown is maximum after two cycles.			
m Volume for 95th percentile queue is metered by upstream signal.			

Splits and Phases: 150: Upper Ottawa St. & Rymal Rd.



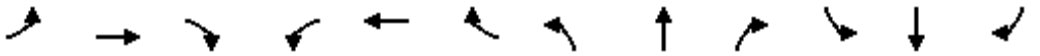

Lane Group	EBL	EBT	EBR	WBL	WBT	WBR	NBL	NBT	NBR	SBL	SBT	SBR
Lane Configurations												
Traffic Volume (vph)	79	732	40	80	895	76	65	165	78	38	55	53
Future Volume (vph)	79	732	40	80	895	76	65	165	78	38	55	53
Ideal Flow (vphpl)	1900	1900	1900	1900	1900	1900	1900	1900	1900	1900	1900	1900
Storage Length (m)	50.0		0.0	45.0		0.0	20.0		20.0	0.0		0.0
Storage Lanes	1		0	1		0	1		1	1		0
Taper Length (m)	7.5			7.5			30.0			7.5		
Lane Util. Factor	1.00	1.00	1.00	1.00	1.00	1.00	1.00	1.00	1.00	1.00	1.00	1.00
Ped Bike Factor		1.00			1.00		0.98		0.97	0.99	0.98	
Frt		0.992			0.988				0.850		0.926	
Flt Protected	0.950			0.950			0.950			0.950		
Satd. Flow (prot)	1456	1631	0	1556	1701	0	1530	1759	1179	1719	1393	0
Flt Permitted	0.175			0.270			0.546			0.376		
Satd. Flow (perm)	268	1631	0	442	1701	0	858	1759	1145	676	1393	0
Right Turn on Red			Yes			Yes			Yes			Yes
Satd. Flow (RTOR)		5			8				68		39	
Link Speed (k/h)		50			50			50			50	
Link Distance (m)		400.2			349.0			199.0			219.6	
Travel Time (s)		28.8			25.1			14.3			15.8	
Confl. Peds. (#/hr)	9		4	4		9	13		4	4		13
Peak Hour Factor	0.90	0.90	0.90	0.90	0.90	0.90	0.90	0.90	0.90	0.90	0.90	0.90
Heavy Vehicles (%)	24%	16%	4%	16%	10%	10%	18%	8%	37%	5%	7%	40%
Adj. Flow (vph)	88	813	44	89	994	84	72	183	87	42	61	59
Shared Lane Traffic (%)												
Lane Group Flow (vph)	88	857	0	89	1078	0	72	183	87	42	120	0
Turn Type	Perm	NA		Perm	NA		Perm	NA	Perm	Perm	NA	
Protected Phases		2			2			4			4	
Permitted Phases	2			2			4		4	4		
Detector Phase	2	2		2	2		4	4	4	4	4	
Switch Phase												
Minimum Initial (s)	25.0	25.0		25.0	25.0		10.0	10.0	10.0	10.0	10.0	
Minimum Split (s)	29.5	29.5		29.5	29.5		29.4	29.4	29.4	29.4	29.4	
Total Split (s)	85.0	85.0		85.0	85.0		35.0	35.0	35.0	35.0	35.0	
Total Split (%)	70.8%	70.8%		70.8%	70.8%		29.2%	29.2%	29.2%	29.2%	29.2%	
Maximum Green (s)	82.0	82.0		82.0	82.0		31.6	31.6	31.6	31.6	31.6	
Yellow Time (s)	2.0	2.0		2.0	2.0		2.4	2.4	2.4	2.4	2.4	
All-Red Time (s)	1.0	1.0		1.0	1.0		1.0	1.0	1.0	1.0	1.0	
Lost Time Adjust (s)	0.0	0.0		0.0	0.0		0.0	0.0	0.0	0.0	0.0	
Total Lost Time (s)	3.0	3.0		3.0	3.0		3.4	3.4	3.4	3.4	3.4	
Lead/Lag												
Lead-Lag Optimize?												
Vehicle Extension (s)	3.0	3.0		3.0	3.0		3.0	3.0	3.0	3.0	3.0	
Recall Mode	C-Max	C-Max		C-Max	C-Max		None	None	None	None	None	
Walk Time (s)	10.0	10.0		10.0	10.0		10.0	10.0	10.0	10.0	10.0	
Flash Dont Walk (s)	15.0	15.0		15.0	15.0		16.0	16.0	16.0	16.0	16.0	
Pedestrian Calls (#/hr)	13	13		13	13		17	17	17	17	17	
Act Effct Green (s)	94.3	94.3		94.3	94.3		19.3	19.3	19.3	19.3	19.3	
Actuated g/C Ratio	0.79	0.79		0.79	0.79		0.16	0.16	0.16	0.16	0.16	
v/c Ratio	0.42	0.67		0.26	0.81		0.53	0.65	0.36	0.39	0.47	

Lane Group	EBL	EBT	EBR	WBL	WBT	WBR	NBL	NBT	NBR	SBL	SBT	SBR
Control Delay	10.5	9.9		2.1	10.0		58.2	57.0	17.9	53.3	35.0	
Queue Delay	0.0	0.0		0.0	0.0		0.0	0.0	0.0	0.0	0.0	
Total Delay	10.5	9.9		2.1	10.0		58.2	57.0	17.9	53.3	35.0	
LOS	B	A		A	B		E	E	B	D	D	
Approach Delay		10.0			9.4			47.3			39.8	
Approach LOS		A			A			D			D	
Queue Length 50th (m)	5.9	105.2		0.6	55.2		16.8	43.7	4.1	9.6	18.4	
Queue Length 95th (m)	m10.3	m130.1		m1.6	44.7		30.8	63.8	18.4	20.3	35.4	
Internal Link Dist (m)		376.2			325.0			175.0			195.6	
Turn Bay Length (m)	50.0			45.0			20.0		20.0			
Base Capacity (vph)	210	1282		347	1338		225	463	351	178	395	
Starvation Cap Reductn	0	0		0	0		0	0	0	0	0	
Spillback Cap Reductn	0	0		0	0		0	0	0	0	0	
Storage Cap Reductn	0	0		0	0		0	0	0	0	0	
Reduced v/c Ratio	0.42	0.67		0.26	0.81		0.32	0.40	0.25	0.24	0.30	

Intersection Summary			
Area Type:	Other		
Cycle Length: 120			
Actuated Cycle Length: 120			
Offset: 30 (25%), Referenced to phase 2:EBWB and 6:, Start of Green			
Natural Cycle: 90			
Control Type: Actuated-Coordinated			
Maximum v/c Ratio: 0.81			
Intersection Signal Delay: 16.4		Intersection LOS: B	
Intersection Capacity Utilization 97.8%		ICU Level of Service F	
Analysis Period (min) 15			
m Volume for 95th percentile queue is metered by upstream signal.			

Splits and Phases: 160: Nebo Rd. & Rymal Rd.





Lane Group	EBL	EBT	EBR	WBL	WBT	WBR	NBL	NBT	NBR	SBL	SBT	SBR
Lane Configurations												
Traffic Volume (vph)	191	414	28	46	706	371	32	232	25	93	162	297
Future Volume (vph)	191	414	28	46	706	371	32	232	25	93	162	297
Ideal Flow (vphpl)	1900	1900	1900	1900	1900	1900	1900	1900	1900	1900	1900	1900
Storage Length (m)	50.0		150.0	60.0		60.0	85.0		0.0	30.0		0.0
Storage Lanes	1		0	1		1	1		0	1		0
Taper Length (m)	7.5			7.5			55.0			7.5		
Lane Util. Factor	1.00	0.95	0.95	1.00	*0.65	1.00	1.00	0.95	0.95	1.00	0.95	0.95
Ped Bike Factor							1.00				0.99	
Frt		0.991				0.850		0.985			0.903	
Flt Protected	0.950			0.950			0.950			0.950		
Satd. Flow (prot)	1626	3314	0	1421	2266	1509	1805	2990	0	1480	2693	0
Flt Permitted	0.106			0.470			0.429			0.402		
Satd. Flow (perm)	181	3314	0	703	2266	1509	811	2990	0	626	2693	0
Right Turn on Red			Yes			Yes			Yes			Yes
Satd. Flow (RTOR)		7				278		11			185	
Link Speed (k/h)		50			50			50			50	
Link Distance (m)		106.4			328.2			269.5			224.1	
Travel Time (s)		7.7			23.6			19.4			16.1	
Confl. Peds. (#/hr)							3					3
Peak Hour Factor	0.89	0.89	0.89	0.89	0.89	0.89	0.89	0.89	0.89	0.89	0.89	0.89
Heavy Vehicles (%)	11%	8%	7%	27%	9%	7%	0%	17%	37%	22%	9%	25%
Adj. Flow (vph)	215	465	31	52	793	417	36	261	28	104	182	334
Shared Lane Traffic (%)												
Lane Group Flow (vph)	215	496	0	52	793	417	36	289	0	104	516	0
Turn Type	pm+pt	NA		Perm	NA	Perm	Perm	NA		pm+pt	NA	
Protected Phases	5	2			6			4		3	8	
Permitted Phases	2			6		6	4			8		
Detector Phase	5	2		6	6	6	4	4		3	8	
Switch Phase												
Minimum Initial (s)	5.0	20.0		20.0	20.0	20.0	10.0	10.0		5.0	10.0	
Minimum Split (s)	8.0	36.3		36.3	36.3	36.3	37.6	37.6		8.0	27.6	
Total Split (s)	9.0	60.0		51.0	51.0	51.0	51.0	51.0		9.0	60.0	
Total Split (%)	7.5%	50.0%		42.5%	42.5%	42.5%	42.5%	42.5%		7.5%	50.0%	
Maximum Green (s)	6.0	53.7		44.7	44.7	44.7	44.4	44.4		6.0	53.4	
Yellow Time (s)	3.0	3.7		3.7	3.7	3.7	3.3	3.3		3.0	3.3	
All-Red Time (s)	0.0	2.6		2.6	2.6	2.6	3.3	3.3		0.0	3.3	
Lost Time Adjust (s)	0.0	0.0		0.0	0.0	0.0	0.0	0.0		0.0	0.0	
Total Lost Time (s)	3.0	6.3		6.3	6.3	6.3	6.6	6.6		3.0	6.6	
Lead/Lag	Lead			Lag	Lag	Lag	Lag	Lag		Lead		
Lead-Lag Optimize?	Yes			Yes	Yes	Yes	Yes	Yes		Yes		
Vehicle Extension (s)	3.0	3.0		3.0	3.0	3.0	3.0	3.0		3.0	3.0	
Recall Mode	None	C-Max		C-Max	C-Max	C-Max	None	None		None	None	
Walk Time (s)		12.0		12.0	12.0	12.0	10.0	10.0			10.0	
Flash Dont Walk (s)		18.0		18.0	18.0	18.0	21.0	21.0			1.0	
Pedestrian Calls (#/hr)		0		0	0	0	0	0			3	
Act Effct Green (s)	84.7	81.4		52.3	52.3	52.3	16.7	16.7		29.3	25.7	
Actuated g/C Ratio	0.71	0.68		0.44	0.44	0.44	0.14	0.14		0.24	0.21	
v/c Ratio	0.49	0.22		0.17	0.80	0.51	0.32	0.68		0.53	0.71	

Lane Group	EBL	EBT	EBR	WBL	WBT	WBR	NBL	NBT	NBR	SBL	SBT	SBR
Control Delay	16.2	6.5		21.9	36.6	9.8	53.0	55.2		47.0	33.2	
Queue Delay	0.0	0.0		0.0	0.0	0.0	0.0	0.0		0.0	0.0	
Total Delay	16.2	6.5		21.9	36.6	9.8	53.0	55.2		47.0	33.2	
LOS	B	A		C	D	A	D	E		D	C	
Approach Delay		9.5			27.2			54.9			35.5	
Approach LOS		A			C			D			D	
Queue Length 50th (m)	25.2	28.4		7.2	120.6	19.7	8.1	34.9		21.1	40.6	
Queue Length 95th (m)	44.6	26.5		17.1	170.6	50.2	18.2	47.4		35.0	56.8	
Internal Link Dist (m)		82.4			304.2			245.5			200.1	
Turn Bay Length (m)	50.0			60.0		60.0	85.0			30.0		
Base Capacity (vph)	441	2250		306	988	815	300	1113		195	1301	
Starvation Cap Reductn	0	0		0	0	0	0	0		0	0	
Spillback Cap Reductn	0	0		0	0	0	0	0		0	0	
Storage Cap Reductn	0	0		0	0	0	0	0		0	0	
Reduced v/c Ratio	0.49	0.22		0.17	0.80	0.51	0.12	0.26		0.53	0.40	

Intersection Summary			
Area Type:	Other		
Cycle Length: 120			
Actuated Cycle Length: 120			
Offset: 0 (0%), Referenced to phase 2:EBTL and 6:WBTL, Start of Green			
Natural Cycle: 90			
Control Type: Actuated-Coordinated			
Maximum v/c Ratio: 0.80			
Intersection Signal Delay: 27.7		Intersection LOS: C	
Intersection Capacity Utilization 77.4%		ICU Level of Service D	
Analysis Period (min) 15			
* User Entered Value			

Splits and Phases: 170: Dartnall Rd. & Rymal Rd.

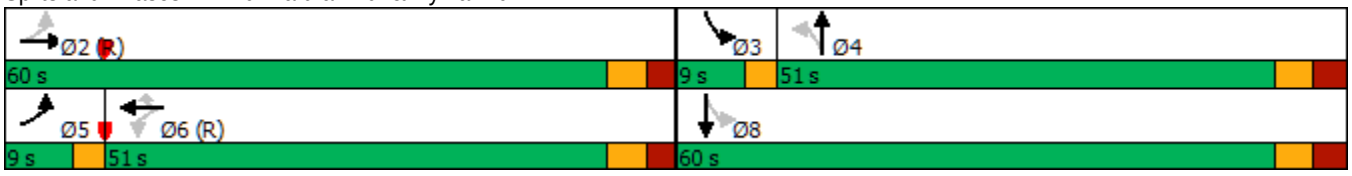



Lane Group	EBL	EBT	EBR	WBL	WBT	WBR	NBL	NBT	NBR	SBL	SBT	SBR
Lane Configurations												
Traffic Volume (vph)	25	1062	43	82	1105	10	11	0	56	5	0	20
Future Volume (vph)	25	1062	43	82	1105	10	11	0	56	5	0	20
Ideal Flow (vphpl)	1900	1900	1900	1900	1900	1900	1900	1900	1900	1900	1900	1900
Storage Length (m)	40.0		0.0	40.0		0.0	0.0		0.0	0.0		0.0
Storage Lanes	1		1	1		0	0		0	0		0
Taper Length (m)	7.5			7.5			7.5			7.5		
Lane Util. Factor	1.00	1.00	1.00	1.00	1.00	1.00	1.00	1.00	1.00	1.00	1.00	1.00
Ped Bike Factor			0.97									
Frt			0.850		0.999			0.887			0.890	
Flt Protected	0.950			0.950				0.992			0.991	
Satd. Flow (prot)	1805	1900	1615	1770	1842	0	0	1555	0	0	1636	0
Flt Permitted	0.166			0.189				0.935			0.934	
Satd. Flow (perm)	315	1900	1570	352	1842	0	0	1466	0	0	1542	0
Right Turn on Red			Yes			Yes			Yes			Yes
Satd. Flow (RTOR)			44		1			60			24	
Link Speed (k/h)		50			50			50			50	
Link Distance (m)		170.2			375.5			112.3			153.5	
Travel Time (s)		12.3			27.0			8.1			11.1	
Confl. Peds. (#/hr)			4	4								
Peak Hour Factor	0.93	0.93	0.93	0.93	0.93	0.93	0.93	0.93	0.93	0.93	0.93	0.93
Heavy Vehicles (%)	0%	0%	0%	2%	3%	11%	0%	0%	9%	0%	4%	3%
Adj. Flow (vph)	27	1142	46	88	1188	11	12	0	60	5	0	22
Shared Lane Traffic (%)												
Lane Group Flow (vph)	27	1142	46	88	1199	0	0	72	0	0	27	0
Turn Type	Perm	NA	Perm	Perm	NA		Perm	NA		Perm	NA	
Protected Phases		2			6			8			4	
Permitted Phases	2		2	6			8			4		
Detector Phase	2	2	2	6	6		8	8		4	4	
Switch Phase												
Minimum Initial (s)	30.0	30.0	30.0	30.0	30.0		10.0	10.0		10.0	10.0	
Minimum Split (s)	35.6	35.6	35.6	35.6	35.6		29.7	29.7		29.7	29.7	
Total Split (s)	89.0	89.0	89.0	89.0	89.0		31.0	31.0		31.0	31.0	
Total Split (%)	74.2%	74.2%	74.2%	74.2%	74.2%		25.8%	25.8%		25.8%	25.8%	
Maximum Green (s)	83.4	83.4	83.4	83.4	83.4		25.3	25.3		25.3	25.3	
Yellow Time (s)	3.7	3.7	3.7	3.7	3.7		3.3	3.3		3.3	3.3	
All-Red Time (s)	1.9	1.9	1.9	1.9	1.9		2.4	2.4		2.4	2.4	
Lost Time Adjust (s)	0.0	0.0	0.0	0.0	0.0			0.0			0.0	
Total Lost Time (s)	5.6	5.6	5.6	5.6	5.6			5.7			5.7	
Lead/Lag												
Lead-Lag Optimize?												
Vehicle Extension (s)	3.0	3.0	3.0	3.0	3.0		3.0	3.0		3.0	3.0	
Recall Mode	C-Max	C-Max	C-Max	C-Max	C-Max		None	None		None	None	
Walk Time (s)	21.0	21.0	21.0	21.0	21.0		12.0	12.0		12.0	12.0	
Flash Dont Walk (s)	9.0	9.0	9.0	9.0	9.0		12.0	12.0		12.0	12.0	
Pedestrian Calls (#/hr)	3	3	3	0	0		0	0		0	0	
Act Effct Green (s)	102.7	102.7	102.7	102.7	102.7			10.3			10.3	
Actuated g/C Ratio	0.86	0.86	0.86	0.86	0.86			0.09			0.09	
v/c Ratio	0.10	0.70	0.03	0.29	0.76			0.40			0.18	

Lane Group	EBL	EBT	EBR	WBL	WBT	WBR	NBL	NBT	NBR	SBL	SBT	SBR
Control Delay	3.1	7.3	0.7	4.6	8.1			23.7			23.6	
Queue Delay	0.0	0.0	0.0	0.0	0.1			0.0			0.0	
Total Delay	3.1	7.3	0.7	4.6	8.2			23.7			23.6	
LOS	A	A	A	A	A			C			C	
Approach Delay		7.0			8.0			23.7			23.6	
Approach LOS		A			A			C			C	
Queue Length 50th (m)	1.0	97.6	0.1	4.6	117.1			2.8			0.7	
Queue Length 95th (m)	3.2	152.8	2.0	m5.4	m125.9			17.5			10.1	
Internal Link Dist (m)		146.2			351.5			88.3			129.5	
Turn Bay Length (m)	40.0			40.0								
Base Capacity (vph)	269	1626	1350	301	1576			356			344	
Starvation Cap Reductn	0	0	0	0	25			0			0	
Spillback Cap Reductn	0	0	0	0	0			0			0	
Storage Cap Reductn	0	0	0	0	0			0			0	
Reduced v/c Ratio	0.10	0.70	0.03	0.29	0.77			0.20			0.08	

Intersection Summary			
Area Type:	Other		
Cycle Length: 120			
Actuated Cycle Length: 120			
Offset: 114 (95%), Referenced to phase 2:EBTL and 6:WBTL, Start of Green			
Natural Cycle: 110			
Control Type: Actuated-Coordinated			
Maximum v/c Ratio: 0.76			
Intersection Signal Delay: 8.1		Intersection LOS: A	
Intersection Capacity Utilization 85.9%		ICU Level of Service E	
Analysis Period (min) 15			
m Volume for 95th percentile queue is metered by upstream signal.			

Splits and Phases: 101: Springside Dr./Atessa Dr. & Rymal Rd.





Lane Group	EBL	EBT	EBR	WBL	WBT	WBR	NBL	NBT	NBR	SBL	SBT	SBR
Lane Configurations												
Traffic Volume (vph)	169	900	31	69	897	113	25	44	56	147	75	275
Future Volume (vph)	169	900	31	69	897	113	25	44	56	147	75	275
Ideal Flow (vphpl)	1900	1900	1900	1900	1900	1900	1900	1900	1900	1900	1900	1900
Storage Length (m)	50.0		10.0	40.0		0.0	15.0		0.0	35.0		0.0
Storage Lanes	1		0	1		0	1		0	1		0
Taper Length (m)	7.5			7.5			7.5			7.5		
Lane Util. Factor	1.00	1.00	1.00	1.00	1.00	1.00	1.00	1.00	1.00	1.00	1.00	1.00
Ped Bike Factor		1.00		1.00	1.00		1.00	0.98		0.99	0.98	
Frt		0.995			0.983			0.916			0.882	
Flt Protected	0.950			0.950			0.950			0.950		
Satd. Flow (prot)	1752	1853	0	1805	1802	0	1703	1706	0	1805	1582	0
Flt Permitted	0.054			0.211			0.169			0.690		
Satd. Flow (perm)	100	1853	0	401	1802	0	302	1706	0	1293	1582	0
Right Turn on Red			Yes			Yes			Yes			Yes
Satd. Flow (RTOR)		3			8			49			143	
Link Speed (k/h)		50			50			50			50	
Link Distance (m)		375.5			185.6			230.2			240.7	
Travel Time (s)		27.0			13.4			16.6			17.3	
Confl. Peds. (#/hr)	3		2	2		3	5		7	7		5
Peak Hour Factor	0.96	0.96	0.96	0.96	0.96	0.96	0.96	0.96	0.96	0.96	0.96	0.96
Heavy Vehicles (%)	3%	2%	0%	0%	3%	6%	6%	0%	0%	0%	1%	4%
Adj. Flow (vph)	176	938	32	72	934	118	26	46	58	153	78	286
Shared Lane Traffic (%)												
Lane Group Flow (vph)	176	970	0	72	1052	0	26	104	0	153	364	0
Turn Type	pm+pt	NA		Perm	NA		Perm	NA		Perm	NA	
Protected Phases	5	2			6			4			8	
Permitted Phases	2			6			4			8		
Detector Phase	5	2		6	6		4	4		8	8	
Switch Phase												
Minimum Initial (s)	5.0	30.0		30.0	30.0		10.0	10.0		10.0	10.0	
Minimum Split (s)	9.5	36.0		36.0	36.0		33.1	33.1		33.1	33.1	
Total Split (s)	14.0	86.0		72.0	72.0		34.0	34.0		34.0	34.0	
Total Split (%)	11.7%	71.7%		60.0%	60.0%		28.3%	28.3%		28.3%	28.3%	
Maximum Green (s)	11.0	80.0		66.0	66.0		27.9	27.9		27.9	27.9	
Yellow Time (s)	3.0	3.7		3.7	3.7		3.3	3.3		3.3	3.3	
All-Red Time (s)	0.0	2.3		2.3	2.3		2.8	2.8		2.8	2.8	
Lost Time Adjust (s)	0.0	0.0		0.0	0.0		0.0	0.0		0.0	0.0	
Total Lost Time (s)	3.0	6.0		6.0	6.0		6.1	6.1		6.1	6.1	
Lead/Lag	Lead			Lag	Lag							
Lead-Lag Optimize?	Yes			Yes	Yes							
Vehicle Extension (s)	2.0	0.2		0.2	0.2		5.0	5.0		5.0	5.0	
Recall Mode	None	C-Max		C-Max	C-Max		Min	Min		Min	Min	
Walk Time (s)		10.0		10.0	10.0		10.0	10.0		10.0	10.0	
Flash Dont Walk (s)		17.0		17.0	17.0		17.0	17.0		17.0	17.0	
Pedestrian Calls (#/hr)		2		3	3		5	5		7	7	
Act Effct Green (s)	87.2	84.2		71.1	71.1		23.7	23.7		23.7	23.7	
Actuated g/C Ratio	0.73	0.70		0.59	0.59		0.20	0.20		0.20	0.20	
v/c Ratio	0.83	0.75		0.30	0.98		0.44	0.28		0.60	0.85	

Lane Group	EBL	EBT	EBR	WBL	WBT	WBR	NBL	NBT	NBR	SBL	SBT	SBR
Control Delay	59.5	12.3		18.3	39.8		64.3	23.2		53.1	46.6	
Queue Delay	0.0	0.0		0.0	0.0		0.0	0.0		0.0	0.0	
Total Delay	59.5	12.3		18.3	39.8		64.3	23.2		53.1	46.6	
LOS	E	B		B	D		E	C		D	D	
Approach Delay		19.5			38.4			31.4			48.5	
Approach LOS		B			D			C			D	
Queue Length 50th (m)	32.2	85.6		7.8	~279.6		5.5	11.1		33.7	53.3	
Queue Length 95th (m)	m#58.3	103.6		m13.9	#365.2		15.9	26.4		55.8	#92.4	
Internal Link Dist (m)		351.5			161.6			206.2			216.7	
Turn Bay Length (m)	50.0			40.0			15.0			35.0		
Base Capacity (vph)	228	1301		237	1071		70	434		300	477	
Starvation Cap Reductn	0	0		0	0		0	0		0	0	
Spillback Cap Reductn	0	0		0	0		0	0		0	0	
Storage Cap Reductn	0	0		0	0		0	0		0	0	
Reduced v/c Ratio	0.77	0.75		0.30	0.98		0.37	0.24		0.51	0.76	

Intersection Summary			
Area Type:	Other		
Cycle Length: 120			
Actuated Cycle Length: 120			
Offset: 0 (0%), Referenced to phase 2:EBTL and 6:WBTL, Start of Green			
Natural Cycle: 120			
Control Type: Actuated-Coordinated			
Maximum v/c Ratio: 0.98			
Intersection Signal Delay: 32.5		Intersection LOS: C	
Intersection Capacity Utilization 110.8%		ICU Level of Service H	
Analysis Period (min) 15			
~ Volume exceeds capacity, queue is theoretically infinite.			
Queue shown is maximum after two cycles.			
# 95th percentile volume exceeds capacity, queue may be longer.			
Queue shown is maximum after two cycles.			
m Volume for 95th percentile queue is metered by upstream signal.			

Splits and Phases: 110: Upper Wellington St. & Rymal Rd.



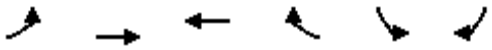

Movement	EBL	EBT	WBT	WBR	SBL	SBR
Lane Configurations						
Traffic Volume (veh/h)	5	1105	1073	15	5	10
Future Volume (Veh/h)	5	1105	1073	15	5	10
Sign Control		Free	Free		Stop	
Grade		0%	0%		0%	
Peak Hour Factor	0.95	0.95	0.95	0.95	0.95	0.95
Hourly flow rate (vph)	5	1163	1129	16	5	11
Pedestrians					6	
Lane Width (m)					3.6	
Walking Speed (m/s)					1.2	
Percent Blockage					1	
Right turn flare (veh)						2
Median type		None	None			
Median storage veh)						
Upstream signal (m)		186	187			
pX, platoon unblocked	0.57				0.76	0.57
vC, conflicting volume	1151				2308	1135
vC1, stage 1 conf vol						
vC2, stage 2 conf vol						
vCu, unblocked vol	883				1278	855
tC, single (s)	4.1				6.4	6.2
tC, 2 stage (s)						
tF (s)	2.2				3.5	3.3
p0 queue free %	99				96	95
cM capacity (veh/h)	436				139	203

Direction, Lane #	EB 1	EB 2	WB 1	WB 2	SB 1
Volume Total	5	1163	1129	16	16
Volume Left	5	0	0	0	5
Volume Right	0	0	0	16	11
cSH	436	1700	1700	1700	296
Volume to Capacity	0.01	0.68	0.66	0.01	0.05
Queue Length 95th (m)	0.3	0.0	0.0	0.0	1.4
Control Delay (s)	13.4	0.0	0.0	0.0	26.3
Lane LOS	B				D
Approach Delay (s)	0.1		0.0		26.3
Approach LOS					D

Intersection Summary			
Average Delay	0.2		
Intersection Capacity Utilization	68.2%	ICU Level of Service	C
Analysis Period (min)	15		

Lane Group	EBT	EBR	WBL	WBT	NBL	NBR
Lane Configurations						
Traffic Volume (vph)	1030	75	95	993	90	115
Future Volume (vph)	1030	75	95	993	90	115
Ideal Flow (vphpl)	1900	1900	1900	1900	1900	1900
Storage Length (m)		55.0	35.0		0.0	0.0
Storage Lanes		1	1		1	1
Taper Length (m)			65.0		7.5	
Lane Util. Factor	1.00	1.00	1.00	1.00	1.00	1.00
Ped Bike Factor		0.98			0.98	0.93
Frt		0.850				0.850
Flt Protected			0.950		0.950	
Satd. Flow (prot)	1900	1615	1805	1845	1787	1615
Flt Permitted			0.095		0.950	
Satd. Flow (perm)	1900	1576	180	1845	1750	1499
Right Turn on Red		Yes				Yes
Satd. Flow (RTOR)		41				116
Link Speed (k/h)	50			50	50	
Link Distance (m)	186.7			157.7	124.6	
Travel Time (s)	13.4			11.4	9.0	
Confl. Peds. (#/hr)		2	2		9	23
Peak Hour Factor	0.99	0.99	0.99	0.99	0.99	0.99
Heavy Vehicles (%)	0%	0%	0%	3%	1%	0%
Adj. Flow (vph)	1040	76	96	1003	91	116
Shared Lane Traffic (%)						
Lane Group Flow (vph)	1040	76	96	1003	91	116
Turn Type	NA	Perm	pm+pt	NA	Prot	Perm
Protected Phases	2		1	6	4	
Permitted Phases		2	6			4
Detector Phase	2	2	1	6	4	4
Switch Phase						
Minimum Initial (s)	30.0	30.0	5.0	30.0	10.0	10.0
Minimum Split (s)	35.6	35.6	8.0	35.6	31.8	31.8
Total Split (s)	74.6	74.6	13.2	74.6	32.2	32.2
Total Split (%)	62.2%	62.2%	11.0%	62.2%	26.8%	26.8%
Maximum Green (s)	69.0	69.0	10.2	69.0	26.4	26.4
Yellow Time (s)	3.7	3.7	3.0	3.7	3.3	3.3
All-Red Time (s)	1.9	1.9	0.0	1.9	2.5	2.5
Lost Time Adjust (s)	0.0	0.0	0.0	0.0	0.0	0.0
Total Lost Time (s)	5.6	5.6	3.0	5.6	5.8	5.8
Lead/Lag	Lag	Lag	Lead			
Lead-Lag Optimize?	Yes	Yes	Yes			
Vehicle Extension (s)	3.0	3.0	3.0	3.0	3.0	3.0
Recall Mode	C-Max	C-Max	None	C-Max	None	None
Walk Time (s)	17.0	17.0			12.0	12.0
Flash Dont Walk (s)	13.0	13.0			14.0	14.0
Pedestrian Calls (#/hr)	2	2			32	32
Act Effct Green (s)	78.2	78.2	91.6	89.0	19.6	19.6
Actuated g/C Ratio	0.65	0.65	0.76	0.74	0.16	0.16
v/c Ratio	0.84	0.07	0.40	0.73	0.31	0.34

Lane Group	EBT	EBR	WBL	WBT	NBL	NBR
Control Delay	19.9	3.7	7.8	20.9	44.8	9.8
Queue Delay	0.0	0.0	0.0	0.0	0.0	0.0
Total Delay	19.9	3.7	7.8	20.9	44.8	9.8
LOS	B	A	A	C	D	A
Approach Delay	18.8			19.8	25.2	
Approach LOS	B			B	C	
Queue Length 50th (m)	201.0	1.3	8.5	254.8	18.8	0.0
Queue Length 95th (m)	#336.8	m4.1	m8.9	m243.8	34.1	15.7
Internal Link Dist (m)	162.7			133.7	100.6	
Turn Bay Length (m)		55.0	35.0			
Base Capacity (vph)	1238	1041	276	1367	393	420
Starvation Cap Reductn	0	0	0	0	0	0
Spillback Cap Reductn	0	0	0	0	0	0
Storage Cap Reductn	0	0	0	0	0	0
Reduced v/c Ratio	0.84	0.07	0.35	0.73	0.23	0.28

Intersection Summary			
Area Type:	Other		
Cycle Length: 120			
Actuated Cycle Length: 120			
Offset: 11 (9%), Referenced to phase 2:EBT and 6:WBTL, Start of Green			
Natural Cycle: 100			
Control Type: Actuated-Coordinated			
Maximum v/c Ratio: 0.84			
Intersection Signal Delay: 19.8		Intersection LOS: B	
Intersection Capacity Utilization 87.8%		ICU Level of Service E	
Analysis Period (min) 15			
# 95th percentile volume exceeds capacity, queue may be longer.			
Queue shown is maximum after two cycles.			
m Volume for 95th percentile queue is metered by upstream signal.			

Splits and Phases: 112: Turner Park Library & Rymal Rd.



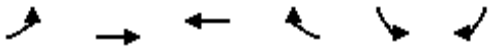

Movement	EBL	EBT	WBT	WBR	SBL	SBR
Lane Configurations						
Traffic Volume (veh/h)	35	1115	1067	35	10	25
Future Volume (Veh/h)	35	1115	1067	35	10	25
Sign Control		Free	Free		Stop	
Grade		0%	0%		0%	
Peak Hour Factor	0.98	0.98	0.98	0.98	0.98	0.98
Hourly flow rate (vph)	36	1138	1089	36	10	26
Pedestrians		4	7		3	
Lane Width (m)		3.6	3.6		3.6	
Walking Speed (m/s)		1.2	1.2		1.2	
Percent Blockage		0	1		0	
Right turn flare (veh)						
Median type		None	None			
Median storage veh)						
Upstream signal (m)		158	345			
pX, platoon unblocked	0.53				0.61	0.53
vC, conflicting volume	1128				2309	1096
vC1, stage 1 conf vol						
vC2, stage 2 conf vol						
vCu, unblocked vol	801				1099	741
tC, single (s)	4.1				6.4	6.2
tC, 2 stage (s)						
tF (s)	2.2				3.5	3.3
p0 queue free %	92				92	88
cM capacity (veh/h)	441				131	222

Direction, Lane #	EB 1	EB 2	WB 1	WB 2	SB 1	SB 2
Volume Total	36	1138	1089	36	10	26
Volume Left	36	0	0	0	10	0
Volume Right	0	0	0	36	0	26
cSH	441	1700	1700	1700	131	222
Volume to Capacity	0.08	0.67	0.64	0.02	0.08	0.12
Queue Length 95th (m)	2.1	0.0	0.0	0.0	2.0	3.1
Control Delay (s)	13.9	0.0	0.0	0.0	34.7	23.4
Lane LOS	B				D	C
Approach Delay (s)	0.4		0.0		26.5	
Approach LOS					D	

Intersection Summary			
Average Delay	0.6		
Intersection Capacity Utilization	69.9%	ICU Level of Service	C
Analysis Period (min)	15		

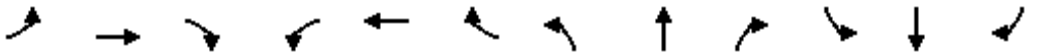

Lane Group	EBL	EBT	EBR	WBL	WBT	WBR	NBL	NBT	NBR	SBL	SBT	SBR
Lane Configurations												
Traffic Volume (vph)	269	828	25	44	885	173	31	81	44	201	62	210
Future Volume (vph)	269	828	25	44	885	173	31	81	44	201	62	210
Ideal Flow (vphpl)	1900	1900	1900	1900	1900	1900	1900	1900	1900	1900	1900	1900
Storage Length (m)	80.0		15.0	50.0		120.0	30.0		0.0	55.0		0.0
Storage Lanes	1		1	1		1	1		0	1		1
Taper Length (m)	7.5			20.0			35.0			7.5		
Lane Util. Factor	1.00	1.00	1.00	1.00	1.00	1.00	1.00	1.00	1.00	1.00	1.00	1.00
Ped Bike Factor			0.96	1.00		0.94	0.96	0.99		0.98		0.93
Frt			0.850			0.850		0.947				0.850
Flt Protected	0.950			0.950			0.950			0.950		
Satd. Flow (prot)	1641	1759	1495	1626	1712	1495	1597	1657	0	1687	1712	1538
Flt Permitted	0.065			0.288			0.715			0.648		
Satd. Flow (perm)	112	1759	1441	491	1712	1413	1149	1657	0	1132	1712	1434
Right Turn on Red			Yes			Yes			Yes			Yes
Satd. Flow (RTOR)			30			182		22				221
Link Speed (k/h)		50			50			50			50	
Link Distance (m)		344.6			378.8			243.5			277.8	
Travel Time (s)		24.8			27.3			17.5			20.0	
Confl. Peds. (#/hr)	38		7	7		38	25		10	10		25
Peak Hour Factor	0.95	0.95	0.95	0.95	0.95	0.95	0.95	0.95	0.95	0.95	0.95	0.95
Heavy Vehicles (%)	10%	8%	8%	11%	11%	8%	13%	5%	11%	7%	11%	5%
Adj. Flow (vph)	283	872	26	46	932	182	33	85	46	212	65	221
Shared Lane Traffic (%)												
Lane Group Flow (vph)	283	872	26	46	932	182	33	131	0	212	65	221
Turn Type	pm+pt	NA	Perm	Perm	NA	Perm	Perm	NA		Perm	NA	Perm
Protected Phases	1	6			2			4			4	
Permitted Phases	6		6	2		2	4			4		4
Detector Phase	1	6	6	2	2	2	4	4		4	4	4
Switch Phase												
Minimum Initial (s)	5.0	1.0	1.0	30.0	30.0	30.0	10.0	10.0		10.0	10.0	10.0
Minimum Split (s)	9.5	31.3	31.3	37.3	37.3	37.3	37.3	37.3		37.3	37.3	37.3
Total Split (s)	17.0	82.0	82.0	65.0	65.0	65.0	38.0	38.0		38.0	38.0	38.0
Total Split (%)	14.2%	68.3%	68.3%	54.2%	54.2%	54.2%	31.7%	31.7%		31.7%	31.7%	31.7%
Maximum Green (s)	14.0	75.7	75.7	58.7	58.7	58.7	31.7	31.7		31.7	31.7	31.7
Yellow Time (s)	3.0	3.7	3.7	3.7	3.7	3.7	3.3	3.3		3.3	3.3	3.3
All-Red Time (s)	0.0	2.6	2.6	2.6	2.6	2.6	3.0	3.0		3.0	3.0	3.0
Lost Time Adjust (s)	0.0	0.0	0.0	0.0	0.0	0.0	0.0	0.0		0.0	0.0	0.0
Total Lost Time (s)	3.0	6.3	6.3	6.3	6.3	6.3	6.3	6.3		6.3	6.3	6.3
Lead/Lag	Lead			Lag	Lag	Lag						
Lead-Lag Optimize?	Yes			Yes	Yes	Yes						
Vehicle Extension (s)	3.0	3.0	3.0	3.0	3.0	3.0	3.0	3.0		3.0	3.0	3.0
Recall Mode	None	C-Max	C-Max	C-Max	C-Max	C-Max	None	None		None	None	None
Walk Time (s)		12.0	12.0	12.0	12.0	12.0	12.0	12.0		12.0	12.0	12.0
Flash Dont Walk (s)		13.0	13.0	19.0	19.0	19.0	19.0	19.0		19.0	19.0	19.0
Pedestrian Calls (#/hr)		7	7	38	38	38	35	35		35	35	35
Act Effct Green (s)	83.8	80.5	80.5	58.7	58.7	58.7	26.9	26.9		26.9	26.9	26.9
Actuated g/C Ratio	0.70	0.67	0.67	0.49	0.49	0.49	0.22	0.22		0.22	0.22	0.22
v/c Ratio	0.89	0.74	0.03	0.19	1.11	0.23	0.13	0.34		0.83	0.17	0.45

Lane Group	EBL	EBT	EBR	WBL	WBT	WBR	NBL	NBT	NBR	SBL	SBT	SBR
Control Delay	64.4	5.1	0.1	9.3	72.7	0.5	35.8	33.3		70.5	36.5	7.6
Queue Delay	0.0	0.0	0.0	0.0	0.0	0.0	0.0	0.0		0.0	0.0	0.0
Total Delay	64.4	5.1	0.1	9.3	72.7	0.5	35.8	33.3		70.5	36.5	7.6
LOS	E	A	A	A	E	A	D	C		E	D	A
Approach Delay		19.2			58.9			33.8			38.1	
Approach LOS		B			E			C			D	
Queue Length 50th (m)	~60.4	13.8	0.0	2.2	~259.9	0.1	6.3	21.5		48.1	12.5	0.0
Queue Length 95th (m)	m#95.9	26.4	m0.1	m2.9	m#227.7	m0.0	15.1	39.3		#82.3	24.4	19.5
Internal Link Dist (m)		320.6			354.8			219.5			253.8	
Turn Bay Length (m)	80.0		15.0	50.0		120.0	30.0			55.0		
Base Capacity (vph)	317	1179	976	240	837	784	303	453		299	452	541
Starvation Cap Reductn	0	0	0	0	0	0	0	0		0	0	0
Spillback Cap Reductn	0	0	0	0	0	0	0	0		0	0	0
Storage Cap Reductn	0	0	0	0	0	0	0	0		0	0	0
Reduced v/c Ratio	0.89	0.74	0.03	0.19	1.11	0.23	0.11	0.29		0.71	0.14	0.41

Intersection Summary			
Area Type:	Other		
Cycle Length: 120			
Actuated Cycle Length: 120			
Offset: 56 (47%), Referenced to phase 2:WBTL and 6:EBTL, Start of Green			
Natural Cycle: 145			
Control Type: Actuated-Coordinated			
Maximum v/c Ratio: 1.11			
Intersection Signal Delay: 38.5		Intersection LOS: D	
Intersection Capacity Utilization 116.1%		ICU Level of Service H	
Analysis Period (min) 15			
~ Volume exceeds capacity, queue is theoretically infinite.			
Queue shown is maximum after two cycles.			
# 95th percentile volume exceeds capacity, queue may be longer.			
Queue shown is maximum after two cycles.			
m Volume for 95th percentile queue is metered by upstream signal.			

Splits and Phases: 120: Upper Wentworth St. & Rymal Rd.



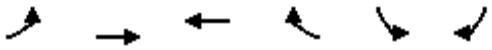

Movement	EBL	EBT	WBT	WBR	SBL	SBR
Lane Configurations						
Traffic Volume (veh/h)	15	1061	1112	50	35	10
Future Volume (Veh/h)	15	1061	1112	50	35	10
Sign Control		Free	Free		Stop	
Grade		0%	0%		0%	
Peak Hour Factor	0.99	0.99	0.99	0.99	0.99	0.99
Hourly flow rate (vph)	15	1072	1123	51	35	10
Pedestrians					22	
Lane Width (m)					3.6	
Walking Speed (m/s)					1.2	
Percent Blockage					2	
Right turn flare (veh)						
Median type		None	None			
Median storage veh)						
Upstream signal (m)		379				
pX, platoon unblocked					0.57	
vC, conflicting volume	1196				2272	1170
vC1, stage 1 conf vol						
vC2, stage 2 conf vol						
vCu, unblocked vol	1196				2863	1170
tC, single (s)	4.1				6.4	6.2
tC, 2 stage (s)						
tF (s)	2.2				3.5	3.3
p0 queue free %	97				0	96
cM capacity (veh/h)	580				10	233

Direction, Lane #	EB 1	EB 2	WB 1	SB 1	SB 2
Volume Total	15	1072	1174	35	10
Volume Left	15	0	0	35	0
Volume Right	0	0	51	0	10
cSH	580	1700	1700	10	233
Volume to Capacity	0.03	0.63	0.69	3.43	0.04
Queue Length 95th (m)	0.6	0.0	0.0	Err	1.1
Control Delay (s)	11.4	0.0	0.0	Err	21.2
Lane LOS	B			F	C
Approach Delay (s)	0.2		0.0	7781.7	
Approach LOS				F	

Intersection Summary			
Average Delay	151.9		
Intersection Capacity Utilization	71.6%	ICU Level of Service	C
Analysis Period (min)	15		



Movement	EBT	EBR	WBL	WBT	NBL	NBR
Lane Configurations						
Traffic Volume (veh/h)	1096	25	15	1175	20	15
Future Volume (Veh/h)	1096	25	15	1175	20	15
Sign Control	Free			Free	Stop	
Grade	0%			0%	0%	
Peak Hour Factor	0.94	0.94	0.94	0.94	0.94	0.94
Hourly flow rate (vph)	1166	27	16	1250	21	16
Pedestrians				2		
Lane Width (m)				3.6		
Walking Speed (m/s)				1.2		
Percent Blockage				0		
Right turn flare (veh)						2
Median type	None			None		
Median storage veh)						
Upstream signal (m)				292		
pX, platoon unblocked					0.55	
vC, conflicting volume			1193		2462	1182
vC1, stage 1 conf vol						
vC2, stage 2 conf vol						
vCu, unblocked vol			1193		3247	1182
tC, single (s)			4.1		6.4	6.2
tC, 2 stage (s)						
tF (s)			2.2		3.5	3.3
p0 queue free %			97		0	93
cM capacity (veh/h)			592		6	233

Direction, Lane #	EB 1	WB 1	WB 2	NB 1
Volume Total	1193	16	1250	37
Volume Left	0	16	0	21
Volume Right	27	0	0	16
cSH	1700	592	1700	10
Volume to Capacity	0.70	0.03	0.74	3.77
Queue Length 95th (m)	0.0	0.7	0.0	Err
Control Delay (s)	0.0	11.2	0.0	Err
Lane LOS		B		F
Approach Delay (s)	0.0	0.1		Err
Approach LOS				F

Intersection Summary			
Average Delay	148.3		
Intersection Capacity Utilization	72.5%	ICU Level of Service	C
Analysis Period (min)	15		

Lane Group	EBL	EBT	EBR	WBL	WBT	WBR	NBL	NBT	NBR	SBL	SBT	SBR
Lane Configurations												
Traffic Volume (vph)	175	890	0	0	977	183	0	0	0	346	0	220
Future Volume (vph)	175	890	0	0	977	183	0	0	0	346	0	220
Ideal Flow (vphpl)	1900	1900	1900	1900	1900	1900	1900	1900	1900	1900	1900	1900
Storage Length (m)	20.0		20.0	20.0		0.0	40.0		0.0	40.0		0.0
Storage Lanes	1		1	1		1	1		0	1		0
Taper Length (m)	7.5			7.5			7.5			7.5		
Lane Util. Factor	1.00	1.00	1.00	1.00	1.00	1.00	1.00	1.00	1.00	1.00	1.00	1.00
Ped Bike Factor						0.92				0.99	0.97	
Frt						0.850					0.850	
Flt Protected	0.950									0.950		
Satd. Flow (prot)	1770	1900	1881	1900	1863	1553	1900	1900	0	1787	1562	0
Flt Permitted	0.069									0.502		
Satd. Flow (perm)	129	1900	1881	1900	1863	1431	1900	1900	0	938	1562	0
Right Turn on Red			Yes			Yes			Yes			Yes
Satd. Flow (RTOR)						123					227	
Link Speed (k/h)		50			50			50			50	
Link Distance (m)		291.6			340.9			113.6			275.5	
Travel Time (s)		21.0			24.5			8.2			19.8	
Confl. Peds. (#/hr)	24		6	6		24	6		3	3		6
Peak Hour Factor	0.91	0.91	0.91	0.91	0.91	0.91	0.91	0.91	0.91	0.91	0.91	0.91
Heavy Vehicles (%)	2%	0%	1%	0%	2%	4%	0%	0%	0%	1%	1%	0%
Adj. Flow (vph)	192	978	0	0	1074	201	0	0	0	380	0	242
Shared Lane Traffic (%)												
Lane Group Flow (vph)	192	978	0	0	1074	201	0	0	0	380	242	0
Turn Type	pm+pt	NA	Perm	pm+pt	NA	Perm	pm+pt			pm+pt	NA	
Protected Phases	5	2		1	6		3	8		7	4	
Permitted Phases	2		2	6		6	8			4		
Detector Phase	5	2	2	1	6	6	3 8	8		7 4	4	
Switch Phase												
Minimum Initial (s)	5.0	20.0	20.0	5.0	20.0	20.0	5.0	10.0		5.0	10.0	
Minimum Split (s)	8.0	30.1	30.1	8.0	30.1	30.1	8.0	34.3		8.0	34.3	
Total Split (s)	9.0	66.0	66.0	9.0	66.0	66.0	9.0	36.0		9.0	36.0	
Total Split (%)	7.5%	55.0%	55.0%	7.5%	55.0%	55.0%	7.5%	30.0%		7.5%	30.0%	
Maximum Green (s)	6.0	59.9	59.9	6.0	59.9	59.9	6.0	29.7		6.0	29.7	
Yellow Time (s)	3.0	3.7	3.7	3.0	3.7	3.7	3.0	3.3		3.0	3.3	
All-Red Time (s)	0.0	2.4	2.4	0.0	2.4	2.4	0.0	3.0		0.0	3.0	
Lost Time Adjust (s)	0.0	0.0	0.0	0.0	0.0	0.0	0.0	0.0		0.0	0.0	
Total Lost Time (s)	3.0	6.1	6.1	3.0	6.1	6.1	3.0	6.3		3.0	6.3	
Lead/Lag	Lead	Lag	Lag	Lead	Lag	Lag	Lead	Lag		Lead	Lag	
Lead-Lag Optimize?	Yes	Yes	Yes	Yes	Yes	Yes	Yes	Yes		Yes	Yes	
Vehicle Extension (s)	1.0	0.2	0.2	1.0	0.2	0.2	1.0	0.2		1.0	0.2	
Recall Mode	None	C-Max	C-Max	None	C-Max	C-Max	None	None		None	None	
Walk Time (s)		12.0	12.0		12.0	12.0		12.0			12.0	
Flash Dont Walk (s)		12.0	12.0		12.0	12.0		16.0			16.0	
Pedestrian Calls (#/hr)		6	6		24	24		6			3	
Act Effct Green (s)	78.3	75.2			59.9	59.9				35.7	32.4	
Actuated g/C Ratio	0.65	0.63			0.50	0.50				0.30	0.27	
v/c Ratio	0.76	0.82			1.16	0.26				0.79	0.41	

Lane Group	EBL	EBT	EBR	WBL	WBT	WBR	NBL	NBT	NBR	SBL	SBT	SBR
Control Delay	44.2	25.0			102.0	8.8				51.5	7.1	
Queue Delay	0.0	0.0			0.0	0.0				0.0	0.0	
Total Delay	44.2	25.0			102.0	8.8				51.5	7.1	
LOS	D	C			F	A				D	A	
Approach Delay		28.1			87.3						34.2	
Approach LOS		C			F						C	
Queue Length 50th (m)	26.0	182.1			~311.1	6.6				83.7	2.7	
Queue Length 95th (m)	m#77.0	#313.5			m#381.7	m14.4				#155.4	21.3	
Internal Link Dist (m)		267.6			316.9			89.6			251.5	
Turn Bay Length (m)	20.0									40.0		
Base Capacity (vph)	251	1189			929	775				492	603	
Starvation Cap Reductn	0	0			0	0				0	0	
Spillback Cap Reductn	0	0			0	0				0	0	
Storage Cap Reductn	0	0			0	0				0	0	
Reduced v/c Ratio	0.76	0.82			1.16	0.26				0.77	0.40	

Intersection Summary			
Area Type:	Other		
Cycle Length: 120			
Actuated Cycle Length: 120			
Offset: 0 (0%), Referenced to phase 2:EBTL and 6:WBTL, Start of Green			
Natural Cycle: 145			
Control Type: Actuated-Coordinated			
Maximum v/c Ratio: 1.16			
Intersection Signal Delay: 54.0		Intersection LOS: D	
Intersection Capacity Utilization 100.6%		ICU Level of Service G	
Analysis Period (min) 15			
~ Volume exceeds capacity, queue is theoretically infinite.			
Queue shown is maximum after two cycles.			
# 95th percentile volume exceeds capacity, queue may be longer.			
Queue shown is maximum after two cycles.			
m Volume for 95th percentile queue is metered by upstream signal.			

Splits and Phases: 130: Rymal Rd. & Upper Sherman Ave.



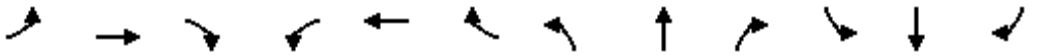

Lane Group	EBL	EBT	EBR	WBL	WBT	WBR	NBL	NBT	NBR	SBL	SBT	SBR
Lane Configurations												
Traffic Volume (vph)	15	952	214	160	993	20	130	20	180	5	20	20
Future Volume (vph)	15	952	214	160	993	20	130	20	180	5	20	20
Ideal Flow (vphpl)	1900	1900	1900	1900	1900	1900	1900	1900	1900	1900	1900	1900
Storage Length (m)	30.0		0.0	30.0		10.0	0.0		0.0	20.0		0.0
Storage Lanes	1		0	1		1	0		0	1		0
Taper Length (m)	7.5			7.5			7.5			30.0		
Lane Util. Factor	1.00	1.00	1.00	1.00	1.00	1.00	1.00	1.00	1.00	1.00	1.00	1.00
Ped Bike Factor						0.97		0.98		1.00	0.99	
Frt		0.973				0.850		0.926			0.925	
Flt Protected	0.950			0.950				0.981		0.950		
Satd. Flow (prot)	1504	1709	0	1787	1863	1615	0	1662	0	1805	1686	0
Flt Permitted	0.106			0.057				0.852		0.431		
Satd. Flow (perm)	168	1709	0	107	1863	1561	0	1437	0	818	1686	0
Right Turn on Red			Yes			Yes			Yes			Yes
Satd. Flow (RTOR)		14				25		46			22	
Link Speed (k/h)		50			50			50			50	
Link Distance (m)		340.9			498.9			153.4			80.6	
Travel Time (s)		24.5			35.9			11.0			5.8	
Confl. Peds. (#/hr)	5					5	9		2	2		9
Peak Hour Factor	0.89	0.89	0.89	0.89	0.89	0.89	0.89	0.89	0.89	0.89	0.89	0.89
Heavy Vehicles (%)	20%	10%	0%	1%	2%	0%	2%	10%	2%	0%	4%	2%
Adj. Flow (vph)	17	1070	240	180	1116	22	146	22	202	6	22	22
Shared Lane Traffic (%)												
Lane Group Flow (vph)	17	1310	0	180	1116	22	0	370	0	6	44	0
Turn Type	Perm	NA		pm+pt	NA	Perm	Perm	NA		Perm	NA	
Protected Phases		2		1	6			4			8	
Permitted Phases	2			6		6	4			8		
Detector Phase	2	2		1	6	6	4	4		8	8	
Switch Phase												
Minimum Initial (s)	20.0	20.0		5.0	20.0	20.0	10.0	10.0		10.0	10.0	
Minimum Split (s)	27.7	27.7		8.0	27.7	27.7	31.7	31.7		31.7	31.7	
Total Split (s)	70.0	70.0		18.0	88.0	88.0	32.0	32.0		32.0	32.0	
Total Split (%)	58.3%	58.3%		15.0%	73.3%	73.3%	26.7%	26.7%		26.7%	26.7%	
Maximum Green (s)	64.3	64.3		15.0	82.3	82.3	26.3	26.3		26.3	26.3	
Yellow Time (s)	3.7	3.7		3.0	3.7	3.7	3.3	3.3		3.3	3.3	
All-Red Time (s)	2.0	2.0		0.0	2.0	2.0	2.4	2.4		2.4	2.4	
Lost Time Adjust (s)	0.0	0.0		0.0	0.0	0.0		0.0		0.0	0.0	
Total Lost Time (s)	5.7	5.7		3.0	5.7	5.7		5.7		5.7	5.7	
Lead/Lag	Lag	Lag		Lead								
Lead-Lag Optimize?	Yes	Yes		Yes								
Vehicle Extension (s)	3.0	3.0		3.0	3.0	3.0	3.0	3.0		3.0	3.0	
Recall Mode	C-Max	C-Max		None	C-Max	C-Max	None	None		None	None	
Walk Time (s)	10.0	10.0			10.0	10.0	10.0	10.0		10.0	10.0	
Flash Dont Walk (s)	12.0	12.0			12.0	12.0	16.0	16.0		16.0	16.0	
Pedestrian Calls (#/hr)	0	0			5	5	2	2		9	9	
Act Effct Green (s)	67.4	67.4		85.0	82.3	82.3		26.3		26.3	26.3	
Actuated g/C Ratio	0.56	0.56		0.71	0.69	0.69		0.22		0.22	0.22	
v/c Ratio	0.18	1.36		0.74	0.87	0.02		1.06		0.03	0.11	

Lane Group	EBL	EBT	EBR	WBL	WBT	WBR	NBL	NBT	NBR	SBL	SBT	SBR
Control Delay	14.6	188.3		47.1	15.7	0.1		103.8		37.8	23.4	
Queue Delay	0.0	0.0		0.0	0.0	0.0		0.0		0.0	0.0	
Total Delay	14.6	188.3		47.1	15.7	0.1		103.8		37.8	23.4	
LOS	B	F		D	B	A		F		D	C	
Approach Delay		186.1			19.7			103.8			25.2	
Approach LOS		F			B			F			C	
Queue Length 50th (m)	1.3	~438.3		22.0	239.8	0.1		~90.9		1.2	4.4	
Queue Length 95th (m)	m2.0	#515.1		m36.9	285.2	m0.1		#150.2		5.0	14.5	
Internal Link Dist (m)		316.9			474.9			129.4			56.6	
Turn Bay Length (m)	30.0			30.0		10.0				20.0		
Base Capacity (vph)	94	965		285	1277	1078		350		179	386	
Starvation Cap Reductn	0	0		0	0	0		0		0	0	
Spillback Cap Reductn	0	0		0	0	0		0		0	0	
Storage Cap Reductn	0	0		0	0	0		0		0	0	
Reduced v/c Ratio	0.18	1.36		0.63	0.87	0.02		1.06		0.03	0.11	

Intersection Summary			
Area Type:	Other		
Cycle Length: 120			
Actuated Cycle Length: 120			
Offset: 11 (9%), Referenced to phase 2:EBTL and 6:WBTL, Start of Green			
Natural Cycle: 150			
Control Type: Actuated-Coordinated			
Maximum v/c Ratio: 1.36			
Intersection Signal Delay: 102.0		Intersection LOS: F	
Intersection Capacity Utilization 110.9%		ICU Level of Service H	
Analysis Period (min) 15			
~	Volume exceeds capacity, queue is theoretically infinite.		
	Queue shown is maximum after two cycles.		
#	95th percentile volume exceeds capacity, queue may be longer.		
	Queue shown is maximum after two cycles.		
m	Volume for 95th percentile queue is metered by upstream signal.		

Splits and Phases: 131: Miles Rd./Eva St. & Rymal Rd.



Lane Group	EBL	EBT	EBR	WBL	WBT	WBR	NBL	NBT	NBR	SBL	SBT	SBR
Lane Configurations												
Traffic Volume (vph)	273	900	31	50	816	255	56	75	37	254	149	324
Future Volume (vph)	273	900	31	50	816	255	56	75	37	254	149	324
Ideal Flow (vphpl)	1900	1900	1900	1900	1900	1900	1900	1900	1900	1900	1900	1900
Storage Length (m)	30.0		0.0	90.0		40.0	45.0		45.0	50.0		30.0
Storage Lanes	1		0	1		1	1		1	1		1
Taper Length (m)	7.5			7.5			35.0			7.5		
Lane Util. Factor	1.00	1.00	1.00	1.00	1.00	1.00	1.00	1.00	1.00	1.00	1.00	1.00
Ped Bike Factor		1.00		1.00		0.96	0.98		0.93	0.95		0.96
Frt		0.995				0.850			0.850			0.850
Flt Protected	0.950			0.950			0.950			0.950		
Satd. Flow (prot)	1752	1886	0	1805	1881	1583	1805	1900	1615	1770	1845	1553
Flt Permitted	0.106			0.194			0.597			0.706		
Satd. Flow (perm)	196	1886	0	367	1881	1526	1114	1900	1494	1244	1845	1487
Right Turn on Red			Yes			Yes			Yes			Yes
Satd. Flow (RTOR)		3				120			59			282
Link Speed (k/h)		50			50			50			50	
Link Distance (m)		498.9			509.5			366.2			122.9	
Travel Time (s)		35.9			36.7			26.4			8.8	
Confl. Peds. (#/hr)	22		13	13		22	10		26	26		10
Peak Hour Factor	0.96	0.96	0.96	0.96	0.96	0.96	0.96	0.96	0.96	0.96	0.96	0.96
Heavy Vehicles (%)	3%	0%	3%	0%	1%	2%	0%	0%	0%	2%	3%	4%
Adj. Flow (vph)	284	938	32	52	850	266	58	78	39	265	155	338
Shared Lane Traffic (%)												
Lane Group Flow (vph)	284	970	0	52	850	266	58	78	39	265	155	338
Turn Type	pm+pt	NA		Perm	NA	Perm	Perm	NA	Perm	Perm	NA	Perm
Protected Phases	1	6			2			8			4	
Permitted Phases	6			2		2	8		8	4		4
Detector Phase	1	6		2	2	2	8	8	8	4	4	4
Switch Phase												
Minimum Initial (s)	5.0	35.0		35.0	35.0	35.0	15.0	15.0	15.0	15.0	15.0	15.0
Minimum Split (s)	8.0	41.5		41.5	41.5	41.5	32.2	32.2	32.2	32.2	32.2	32.2
Total Split (s)	16.0	86.0		70.0	70.0	70.0	34.0	34.0	34.0	34.0	34.0	34.0
Total Split (%)	13.3%	71.7%		58.3%	58.3%	58.3%	28.3%	28.3%	28.3%	28.3%	28.3%	28.3%
Maximum Green (s)	13.0	79.5		63.5	63.5	63.5	27.8	27.8	27.8	27.8	27.8	27.8
Yellow Time (s)	3.0	3.7		3.7	3.7	3.7	3.3	3.3	3.3	3.3	3.3	3.3
All-Red Time (s)	0.0	2.8		2.8	2.8	2.8	2.9	2.9	2.9	2.9	2.9	2.9
Lost Time Adjust (s)	0.0	0.0		0.0	0.0	0.0	0.0	0.0	0.0	0.0	0.0	0.0
Total Lost Time (s)	3.0	6.5		6.5	6.5	6.5	6.2	6.2	6.2	6.2	6.2	6.2
Lead/Lag	Lead			Lag	Lag	Lag						
Lead-Lag Optimize?	Yes			Yes	Yes	Yes						
Vehicle Extension (s)	3.0	3.0		3.0	3.0	3.0	3.0	3.0	3.0	3.0	3.0	3.0
Recall Mode	None	C-Max		C-Max	C-Max	C-Max	None	None	None	None	None	None
Walk Time (s)		12.0		12.0	12.0	12.0				12.0	12.0	12.0
Flash Dont Walk (s)		20.0		20.0	20.0	20.0				14.0	14.0	14.0
Pedestrian Calls (#/hr)		13		22	22	22				36	36	36
Act Effct Green (s)	83.7	80.2		64.1	64.1	64.1	27.1	27.1	27.1	27.1	27.1	27.1
Actuated g/C Ratio	0.70	0.67		0.53	0.53	0.53	0.23	0.23	0.23	0.23	0.23	0.23
v/c Ratio	0.93	0.77		0.27	0.85	0.31	0.23	0.18	0.10	0.95	0.37	0.61

Lane Group	EBL	EBT	EBR	WBL	WBT	WBR	NBL	NBT	NBR	SBL	SBT	SBR
Control Delay	32.1	9.8		20.1	33.7	9.3	40.4	38.5	4.9	87.6	42.0	13.3
Queue Delay	0.0	0.0		0.0	0.0	0.0	0.0	0.0	0.0	0.0	0.0	0.0
Total Delay	32.1	9.8		20.1	33.7	9.3	40.4	38.5	4.9	87.6	42.0	13.3
LOS	C	A		C	C	A	D	D	A	F	D	B
Approach Delay		14.8			27.5			31.6			45.2	
Approach LOS		B			C			C			D	
Queue Length 50th (m)	35.7	167.7		6.8	174.1	18.1	11.7	15.6	0.0	64.5	32.5	11.2
Queue Length 95th (m)	m17.2	m60.5		16.5	#244.4	35.3	24.3	29.4	5.3	#117.0	52.8	42.1
Internal Link Dist (m)		474.9			485.5			342.2			98.9	
Turn Bay Length (m)	30.0			90.0		40.0	45.0		45.0	50.0		30.0
Base Capacity (vph)	307	1261		196	1004	871	258	440	391	288	427	561
Starvation Cap Reductn	0	0		0	0	0	0	0	0	0	0	0
Spillback Cap Reductn	0	0		0	0	0	0	0	0	0	0	0
Storage Cap Reductn	0	0		0	0	0	0	0	0	0	0	0
Reduced v/c Ratio	0.93	0.77		0.27	0.85	0.31	0.22	0.18	0.10	0.92	0.36	0.60

Intersection Summary			
Area Type:	Other		
Cycle Length: 120			
Actuated Cycle Length: 120			
Offset: 75 (63%), Referenced to phase 2:WBTL and 6:EBTL, Start of Green			
Natural Cycle: 95			
Control Type: Actuated-Coordinated			
Maximum v/c Ratio: 0.95			
Intersection Signal Delay: 27.0		Intersection LOS: C	
Intersection Capacity Utilization 127.2%		ICU Level of Service H	
Analysis Period (min) 15			
# 95th percentile volume exceeds capacity, queue may be longer.			
Queue shown is maximum after two cycles.			
m Volume for 95th percentile queue is metered by upstream signal.			

Splits and Phases: 140: Upper Gage Ave. & Rymal Rd.



Lane Group	EBL	EBT	EBR	WBL	WBT	WBR	NBL	NBT	NBR	SBL	SBT	SBR
Lane Configurations												
Traffic Volume (vph)	25	1184	10	45	1161	20	5	0	20	5	0	40
Future Volume (vph)	25	1184	10	45	1161	20	5	0	20	5	0	40
Ideal Flow (vphpl)	1900	1900	1900	1900	1900	1900	1900	1900	1900	1900	1900	1900
Storage Length (m)	30.0		5.0	35.0		20.0	0.0		0.0	0.0		0.0
Storage Lanes	1		0	1		1	0		0	0		0
Taper Length (m)	7.5			7.5			7.5			7.5		
Lane Util. Factor	1.00	1.00	1.00	1.00	1.00	1.00	1.00	1.00	1.00	1.00	1.00	1.00
Ped Bike Factor	1.00	1.00		1.00		0.97		1.00				
Frt		0.999				0.850		0.892			0.880	
Flt Protected	0.950			0.950				0.990			0.994	
Satd. Flow (prot)	1787	1898	0	1805	1652	1599	0	1678	0	0	1660	0
Flt Permitted	0.126			0.110				0.954			0.975	
Satd. Flow (perm)	237	1898	0	209	1652	1549	0	1615	0	0	1628	0
Right Turn on Red			Yes			Yes			Yes			Yes
Satd. Flow (RTOR)		1				20		26			40	
Link Speed (k/h)		50			50			50			50	
Link Distance (m)		509.5			351.2			177.4			122.5	
Travel Time (s)		36.7			25.3			12.8			8.8	
Confl. Peds. (#/hr)	13		3	3		13	5					
Peak Hour Factor	0.99	0.99	0.99	0.99	0.99	0.99	0.99	0.99	0.99	0.99	0.99	0.99
Heavy Vehicles (%)	1%	0%	1%	0%	15%	1%	0%	0%	0%	1%	30%	0%
Adj. Flow (vph)	25	1196	10	45	1173	20	5	0	20	5	0	40
Shared Lane Traffic (%)												
Lane Group Flow (vph)	25	1206	0	45	1173	20	0	25	0	0	45	0
Turn Type	Perm	NA		Perm	NA	Perm	Perm	NA		Perm	NA	
Protected Phases		2			6			8			4	
Permitted Phases	2			6		6	8			4		
Detector Phase	2	2		6	6	6	8	8		4	4	
Switch Phase												
Minimum Initial (s)	10.0	10.0		10.0	10.0	10.0	20.0	20.0		20.0	20.0	
Minimum Split (s)	41.0	41.0		41.0	41.0	41.0	25.6	25.6		41.6	41.6	
Total Split (s)	68.4	68.4		68.4	68.4	68.4	41.6	41.6		41.6	41.6	
Total Split (%)	62.2%	62.2%		62.2%	62.2%	62.2%	37.8%	37.8%		37.8%	37.8%	
Maximum Green (s)	62.8	62.8		62.8	62.8	62.8	36.6	36.6		36.6	36.6	
Yellow Time (s)	3.7	3.7		3.7	3.7	3.7	3.0	3.0		3.0	3.0	
All-Red Time (s)	1.9	1.9		1.9	1.9	1.9	2.0	2.0		2.0	2.0	
Lost Time Adjust (s)	0.0	0.0		0.0	0.0	0.0		0.0			0.0	
Total Lost Time (s)	5.6	5.6		5.6	5.6	5.6		5.0			5.0	
Lead/Lag												
Lead-Lag Optimize?												
Vehicle Extension (s)	3.0	3.0		3.0	3.0	3.0	3.0	3.0		3.0	3.0	
Recall Mode	C-Max	C-Max		C-Max	C-Max	C-Max	None	None		None	None	
Walk Time (s)										15.0	15.0	
Flash Dont Walk (s)										21.0	21.0	
Pedestrian Calls (#/hr)										5	5	
Act Effct Green (s)	88.4	88.4		88.4	88.4	88.4		23.2			23.2	
Actuated g/C Ratio	0.80	0.80		0.80	0.80	0.80		0.21			0.21	
v/c Ratio	0.13	0.79		0.27	0.88	0.02		0.07			0.12	

Lane Group	EBL	EBT	EBR	WBL	WBT	WBR	NBL	NBT	NBR	SBL	SBT	SBR
Control Delay	9.8	17.4		14.1	24.3	3.5		10.9			11.6	
Queue Delay	0.0	0.0		0.0	0.0	0.0		0.0			0.0	
Total Delay	9.8	17.4		14.1	24.3	3.5		10.9			11.6	
LOS	A	B		B	C	A		B			B	
Approach Delay		17.3			23.6			10.9			11.6	
Approach LOS		B			C			B			B	
Queue Length 50th (m)	1.5	181.0		3.2	221.7	0.0		0.0			1.0	
Queue Length 95th (m)	8.1	#394.9		16.3	#410.0	3.3		6.1			8.9	
Internal Link Dist (m)		485.5			327.2			153.4			98.5	
Turn Bay Length (m)	30.0			35.0		20.0						
Base Capacity (vph)	190	1526		168	1328	1249		554			568	
Starvation Cap Reductn	0	0		0	0	0		0			0	
Spillback Cap Reductn	0	0		0	0	0		0			0	
Storage Cap Reductn	0	0		0	0	0		0			0	
Reduced v/c Ratio	0.13	0.79		0.27	0.88	0.02		0.05			0.08	

Intersection Summary			
Area Type:	Other		
Cycle Length: 110			
Actuated Cycle Length: 110			
Offset: 58 (53%), Referenced to phase 2:EBTL and 6:WBTL, Start of Green			
Natural Cycle: 145			
Control Type: Actuated-Coordinated			
Maximum v/c Ratio: 0.88			
Intersection Signal Delay: 20.2		Intersection LOS: C	
Intersection Capacity Utilization 88.4%		ICU Level of Service E	
Analysis Period (min) 15			
# 95th percentile volume exceeds capacity, queue may be longer.			
Queue shown is maximum after two cycles.			

Splits and Phases: 141: Grayrocks Ave./Rockland Ave. & Rymal Rd.



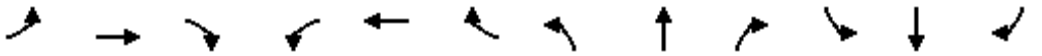

Lane Group	EBL	EBT	EBR	WBL	WBT	WBR	NBL	NBT	NBR	SBL	SBT	SBR
Lane Configurations												
Traffic Volume (vph)	199	930	87	31	886	357	100	106	75	327	87	235
Future Volume (vph)	199	930	87	31	886	357	100	106	75	327	87	235
Ideal Flow (vphpl)	1900	1900	1900	1900	1900	1900	1900	1900	1900	1900	1900	1900
Storage Length (m)	45.0		0.0	30.0		10.0	35.0		50.0	50.0		0.0
Storage Lanes	1		0	1		1	1		0	1		1
Taper Length (m)	7.5			7.5			7.5			7.5		
Lane Util. Factor	1.00	1.00	1.00	1.00	1.00	1.00	1.00	*0.65	0.95	1.00	1.00	1.00
Ped Bike Factor		1.00				0.98	1.00	0.99		1.00		0.98
Frt		0.987				0.850		0.938				0.850
Flt Protected	0.950			0.950			0.950			0.950		
Satd. Flow (prot)	1703	1645	0	1220	1667	1468	1530	1904	0	1656	1508	1468
Flt Permitted	0.068			0.072			0.696			0.472		
Satd. Flow (perm)	122	1645	0	92	1667	1444	1118	1904	0	819	1508	1435
Right Turn on Red			Yes			Yes			Yes			No
Satd. Flow (RTOR)		7				82		45				
Link Speed (k/h)		50			50			50			50	
Link Distance (m)		351.2			400.2			147.9			323.0	
Travel Time (s)		25.3			28.8			10.6			23.3	
Confl. Peds. (#/hr)	5		2	2		5	1		3	3		1
Peak Hour Factor	0.93	0.93	0.93	0.93	0.93	0.93	0.93	0.93	0.93	0.93	0.93	0.93
Heavy Vehicles (%)	6%	12%	33%	48%	14%	10%	18%	17%	25%	9%	26%	10%
Adj. Flow (vph)	214	1000	94	33	953	384	108	114	81	352	94	253
Shared Lane Traffic (%)												
Lane Group Flow (vph)	214	1094	0	33	953	384	108	195	0	352	94	253
Turn Type	pm+pt	NA		Perm	NA	Perm	Perm	NA		pm+pt	NA	Perm
Protected Phases	5	2			6			4		3	8	
Permitted Phases	2			6		6	4			8		8
Detector Phase	5	2		6	6	6	4	4		3 8	8	8
Switch Phase												
Minimum Initial (s)	5.0	35.0		35.0	35.0	35.0	10.0	10.0		5.0	10.0	10.0
Minimum Split (s)	9.5	48.2		48.2	48.2	48.2	31.0	31.0		8.0	31.0	31.0
Total Split (s)	15.0	77.0		62.0	62.0	62.0	33.0	33.0		10.0	43.0	43.0
Total Split (%)	12.5%	64.2%		51.7%	51.7%	51.7%	27.5%	27.5%		8.3%	35.8%	35.8%
Maximum Green (s)	12.0	70.8		55.8	55.8	55.8	27.0	27.0		7.0	37.0	37.0
Yellow Time (s)	3.0	3.7		3.7	3.7	3.7	3.3	3.3		3.0	3.3	3.3
All-Red Time (s)	0.0	2.5		2.5	2.5	2.5	2.7	2.7		0.0	2.7	2.7
Lost Time Adjust (s)	0.0	0.0		0.0	0.0	0.0	0.0	0.0		0.0	0.0	0.0
Total Lost Time (s)	3.0	6.2		6.2	6.2	6.2	6.0	6.0		3.0	6.0	6.0
Lead/Lag	Lead			Lag	Lag	Lag	Lag	Lag		Lead		
Lead-Lag Optimize?	Yes			Yes	Yes	Yes	Yes	Yes		Yes		
Vehicle Extension (s)	3.0	3.0		3.0	3.0	3.0	3.0	3.0		3.0	3.0	3.0
Recall Mode	None	C-Max		C-Max	C-Max	C-Max	None	None		None	None	None
Walk Time (s)		20.0		20.0	20.0	20.0	7.0	7.0			7.0	7.0
Flash Dont Walk (s)		22.0		22.0	22.0	22.0	18.0	18.0			18.0	18.0
Pedestrian Calls (#/hr)		2		5	5	5	3	3			1	1
Act Effct Green (s)	74.0	70.8		55.8	55.8	55.8	27.0	27.0		40.0	37.0	37.0
Actuated g/C Ratio	0.62	0.59		0.46	0.46	0.46	0.22	0.22		0.33	0.31	0.31
v/c Ratio	0.92	1.12		0.79	1.23	0.54	0.43	0.42		1.10	0.20	0.57

Lane Group	EBL	EBT	EBR	WBL	WBT	WBR	NBL	NBT	NBR	SBL	SBT	SBR
Control Delay	71.2	94.8		100.5	144.2	23.0	46.2	33.5		115.2	32.1	41.0
Queue Delay	0.0	0.0		0.0	0.0	0.0	0.0	0.0		0.0	0.0	0.0
Total Delay	71.2	94.8		100.5	144.2	23.0	46.2	33.5		115.2	32.1	41.0
LOS	E	F		F	F	C	D	C		F	C	D
Approach Delay		90.9			109.2			38.0			77.1	
Approach LOS		F			F			D			E	
Queue Length 50th (m)	36.3	~313.5		0.0	~301.6	69.4	23.1	24.3		~83.0	17.2	52.5
Queue Length 95th (m)	#84.1	#396.9		m#11.8	m#374.9	m92.5	42.0	42.2		#158.9	31.3	81.1
Internal Link Dist (m)		327.2			376.2			123.9			299.0	
Turn Bay Length (m)	45.0			30.0		10.0	35.0			50.0		
Base Capacity (vph)	233	973		42	775	715	251	463		321	464	442
Starvation Cap Reductn	0	0		0	0	0	0	0		0	0	0
Spillback Cap Reductn	0	0		0	0	0	0	0		0	0	0
Storage Cap Reductn	0	0		0	0	0	0	0		0	0	0
Reduced v/c Ratio	0.92	1.12		0.79	1.23	0.54	0.43	0.42		1.10	0.20	0.57

Intersection Summary

Area Type: Other
Cycle Length: 120
Actuated Cycle Length: 120
Offset: 116 (97%), Referenced to phase 2:EBTL and 6:WBTL, Start of Green
Natural Cycle: 140
Control Type: Actuated-Coordinated
Maximum v/c Ratio: 1.23
Intersection Signal Delay: 90.8 Intersection LOS: F
Intersection Capacity Utilization 129.7% ICU Level of Service H
Analysis Period (min) 15

* User Entered Value
~ Volume exceeds capacity, queue is theoretically infinite.
Queue shown is maximum after two cycles.
95th percentile volume exceeds capacity, queue may be longer.
Queue shown is maximum after two cycles.
m Volume for 95th percentile queue is metered by upstream signal.

Splits and Phases: 150: Upper Ottawa St. & Rymal Rd.





Lane Group	EBL	EBT	EBR	WBL	WBT	WBR	NBL	NBT	NBR	SBL	SBT	SBR
Lane Configurations												
Traffic Volume (vph)	59	1063	90	111	1079	81	65	105	147	124	190	73
Future Volume (vph)	59	1063	90	111	1079	81	65	105	147	124	190	73
Ideal Flow (vphpl)	1900	1900	1900	1900	1900	1900	1900	1900	1900	1900	1900	1900
Storage Length (m)	50.0		0.0	45.0		0.0	20.0		20.0	0.0		0.0
Storage Lanes	1		0	1		0	1		1	1		0
Taper Length (m)	7.5			7.5			30.0			7.5		
Lane Util. Factor	1.00	1.00	1.00	1.00	1.00	1.00	1.00	1.00	1.00	1.00	1.00	1.00
Ped Bike Factor		1.00			1.00		0.99		0.97	0.99	0.99	
Frt		0.988			0.989				0.850		0.958	
Flt Protected	0.950			0.950			0.950			0.950		
Satd. Flow (prot)	1656	1790	0	1456	1838	0	1752	1792	1538	1719	1658	0
Flt Permitted	0.090			0.093			0.258			0.610		
Satd. Flow (perm)	157	1790	0	142	1838	0	470	1792	1497	1098	1658	0
Right Turn on Red			Yes			Yes			Yes			Yes
Satd. Flow (RTOR)		8			7				129		16	
Link Speed (k/h)		50			50			50			50	
Link Distance (m)		400.2			349.0			199.0			219.6	
Travel Time (s)		28.8			25.1			14.3			15.8	
Confl. Peds. (#/hr)	4		5	5		4	10		3	3		10
Peak Hour Factor	0.97	0.97	0.97	0.97	0.97	0.97	0.97	0.97	0.97	0.97	0.97	0.97
Heavy Vehicles (%)	9%	5%	0%	24%	2%	2%	3%	6%	5%	5%	6%	15%
Adj. Flow (vph)	61	1096	93	114	1112	84	67	108	152	128	196	75
Shared Lane Traffic (%)												
Lane Group Flow (vph)	61	1189	0	114	1196	0	67	108	152	128	271	0
Turn Type	Perm	NA		Perm	NA		Perm	NA	Perm	Perm	NA	
Protected Phases		2			2			4			4	
Permitted Phases	2			2			4		4	4		
Detector Phase	2	2		2	2		4	4	4	4	4	
Switch Phase												
Minimum Initial (s)	25.0	25.0		25.0	25.0		10.0	10.0	10.0	10.0	10.0	
Minimum Split (s)	29.5	29.5		29.5	29.5		29.4	29.4	29.4	29.4	29.4	
Total Split (s)	85.0	85.0		85.0	85.0		35.0	35.0	35.0	35.0	35.0	
Total Split (%)	70.8%	70.8%		70.8%	70.8%		29.2%	29.2%	29.2%	29.2%	29.2%	
Maximum Green (s)	82.0	82.0		82.0	82.0		31.6	31.6	31.6	31.6	31.6	
Yellow Time (s)	2.0	2.0		2.0	2.0		2.4	2.4	2.4	2.4	2.4	
All-Red Time (s)	1.0	1.0		1.0	1.0		1.0	1.0	1.0	1.0	1.0	
Lost Time Adjust (s)	0.0	0.0		0.0	0.0		0.0	0.0	0.0	0.0	0.0	
Total Lost Time (s)	3.0	3.0		3.0	3.0		3.4	3.4	3.4	3.4	3.4	
Lead/Lag												
Lead-Lag Optimize?												
Vehicle Extension (s)	3.0	3.0		3.0	3.0		3.0	3.0	3.0	3.0	3.0	
Recall Mode	C-Max	C-Max		C-Max	C-Max		None	None	None	None	None	
Walk Time (s)	10.0	10.0		10.0	10.0		10.0	10.0	10.0	10.0	10.0	
Flash Dont Walk (s)	15.0	15.0		15.0	15.0		16.0	16.0	16.0	16.0	16.0	
Pedestrian Calls (#/hr)	9	9		9	9		13	13	13	13	13	
Act Effct Green (s)	89.5	89.5		89.5	89.5		24.1	24.1	24.1	24.1	24.1	
Actuated g/C Ratio	0.75	0.75		0.75	0.75		0.20	0.20	0.20	0.20	0.20	
v/c Ratio	0.52	0.89		1.08	0.87		0.71	0.30	0.38	0.58	0.79	

Lane Group	EBL	EBT	EBR	WBL	WBT	WBR	NBL	NBT	NBR	SBL	SBT	SBR
Control Delay	13.5	13.8		121.7	14.8		81.7	41.3	11.8	53.1	58.3	
Queue Delay	0.0	0.0		0.0	0.0		0.0	0.0	0.0	0.0	0.0	
Total Delay	13.5	13.8		121.7	14.8		81.7	41.3	11.8	53.1	58.3	
LOS	B	B		F	B		F	D	B	D	E	
Approach Delay		13.8			24.1			35.9			56.6	
Approach LOS		B			C			D			E	
Queue Length 50th (m)	4.7	238.1		~19.6	71.9		15.5	22.8	4.7	28.8	60.3	
Queue Length 95th (m)	m6.5	m225.7		m#56.3	#379.5		#33.6	37.1	21.5	46.7	85.4	
Internal Link Dist (m)		376.2			325.0			175.0			195.6	
Turn Bay Length (m)	50.0			45.0			20.0		20.0			
Base Capacity (vph)	117	1337		106	1373		123	471	489	289	448	
Starvation Cap Reductn	0	0		0	0		0	0	0	0	0	
Spillback Cap Reductn	0	0		0	0		0	0	0	0	0	
Storage Cap Reductn	0	0		0	0		0	0	0	0	0	
Reduced v/c Ratio	0.52	0.89		1.08	0.87		0.54	0.23	0.31	0.44	0.60	

Intersection Summary			
Area Type:	Other		
Cycle Length: 120			
Actuated Cycle Length: 120			
Offset: 30 (25%), Referenced to phase 2:EBWB and 6:, Start of Green			
Natural Cycle: 130			
Control Type: Actuated-Coordinated			
Maximum v/c Ratio: 1.08			
Intersection Signal Delay: 25.3		Intersection LOS: C	
Intersection Capacity Utilization 120.9%		ICU Level of Service H	
Analysis Period (min) 15			
~ Volume exceeds capacity, queue is theoretically infinite.			
Queue shown is maximum after two cycles.			
# 95th percentile volume exceeds capacity, queue may be longer.			
Queue shown is maximum after two cycles.			
m Volume for 95th percentile queue is metered by upstream signal.			

Splits and Phases: 160: Nebo Rd. & Rymal Rd.





Lane Group	EBL	EBT	EBR	WBL	WBT	WBR	NBL	NBT	NBR	SBL	SBT	SBR
Lane Configurations												
Traffic Volume (vph)	336	742	67	44	722	149	60	162	37	168	212	250
Future Volume (vph)	336	742	67	44	722	149	60	162	37	168	212	250
Ideal Flow (vphpl)	1900	1900	1900	1900	1900	1900	1900	1900	1900	1900	1900	1900
Storage Length (m)	50.0		150.0	60.0		60.0	85.0		0.0	30.0		0.0
Storage Lanes	1		0	1		1	1		0	1		0
Taper Length (m)	7.5			7.5			55.0			7.5		
Lane Util. Factor	1.00	0.95	0.95	1.00	*0.65	1.00	1.00	0.95	0.95	1.00	0.95	0.95
Ped Bike Factor		1.00		1.00		0.99	0.99				0.98	
Frt		0.987				0.850		0.972			0.919	
Flt Protected	0.950			0.950			0.950			0.950		
Satd. Flow (prot)	1703	3001	0	1656	2375	1495	1656	3195	0	1736	3013	0
Flt Permitted	0.084			0.332			0.468			0.511		
Satd. Flow (perm)	151	3001	0	579	2375	1476	808	3195	0	934	3013	0
Right Turn on Red			Yes			Yes			Yes			Yes
Satd. Flow (RTOR)		10				109		26			192	
Link Speed (k/h)		50			50			50			50	
Link Distance (m)		106.4			328.2			269.5			224.1	
Travel Time (s)		7.7			23.6			19.4			16.1	
Confl. Peds. (#/hr)	1		1	1		1	6					6
Peak Hour Factor	0.95	0.95	0.95	0.95	0.95	0.95	0.95	0.95	0.95	0.95	0.95	0.95
Heavy Vehicles (%)	6%	19%	14%	9%	4%	8%	9%	10%	9%	4%	5%	11%
Adj. Flow (vph)	354	781	71	46	760	157	63	171	39	177	223	263
Shared Lane Traffic (%)												
Lane Group Flow (vph)	354	852	0	46	760	157	63	210	0	177	486	0
Turn Type	pm+pt	NA		Perm	NA	Perm	Perm	NA		pm+pt	NA	
Protected Phases	5	2			6			4		3	8	
Permitted Phases	2			6		6	4			8		
Detector Phase	5	2		6	6	6	4	4		3	8	
Switch Phase												
Minimum Initial (s)	5.0	20.0		20.0	20.0	20.0	10.0	10.0		5.0	10.0	
Minimum Split (s)	8.0	36.3		36.3	36.3	36.3	37.6	37.6		8.0	27.6	
Total Split (s)	9.0	60.0		51.0	51.0	51.0	51.0	51.0		9.0	60.0	
Total Split (%)	7.5%	50.0%		42.5%	42.5%	42.5%	42.5%	42.5%		7.5%	50.0%	
Maximum Green (s)	6.0	53.7		44.7	44.7	44.7	44.4	44.4		6.0	53.4	
Yellow Time (s)	3.0	3.7		3.7	3.7	3.7	3.3	3.3		3.0	3.3	
All-Red Time (s)	0.0	2.6		2.6	2.6	2.6	3.3	3.3		0.0	3.3	
Lost Time Adjust (s)	0.0	0.0		0.0	0.0	0.0	0.0	0.0		0.0	0.0	
Total Lost Time (s)	3.0	6.3		6.3	6.3	6.3	6.6	6.6		3.0	6.6	
Lead/Lag	Lead			Lag	Lag	Lag	Lag	Lag		Lead		
Lead-Lag Optimize?	Yes			Yes	Yes	Yes	Yes	Yes		Yes		
Vehicle Extension (s)	3.0	3.0		3.0	3.0	3.0	3.0	3.0		3.0	3.0	
Recall Mode	None	C-Max		C-Max	C-Max	C-Max	None	None		None	None	
Walk Time (s)		12.0		12.0	12.0	12.0	10.0	10.0			10.0	
Flash Dont Walk (s)		18.0		18.0	18.0	18.0	21.0	21.0			1.0	
Pedestrian Calls (#/hr)		0		1	1	1	0	0			6	
Act Effct Green (s)	86.0	82.7		44.7	44.7	44.7	15.4	15.4		28.0	24.4	
Actuated g/C Ratio	0.72	0.69		0.37	0.37	0.37	0.13	0.13		0.23	0.20	
v/c Ratio	0.63	0.41		0.21	0.86	0.25	0.61	0.48		0.69	0.63	

Lane Group	EBL	EBT	EBR	WBL	WBT	WBR	NBL	NBT	NBR	SBL	SBT	SBR
Control Delay	26.8	5.8		29.1	46.1	10.1	72.3	45.2		53.6	29.2	
Queue Delay	0.0	0.0		0.0	0.0	0.0	0.0	0.0		0.0	0.0	
Total Delay	26.8	5.8		29.1	46.1	10.1	72.3	45.2		53.6	29.2	
LOS	C	A		C	D	B	E	D		D	C	
Approach Delay		12.0			39.4			51.5			35.7	
Approach LOS		B			D			D			D	
Queue Length 50th (m)	47.6	32.5		7.7	132.4	7.7	15.1	22.6		38.0	35.4	
Queue Length 95th (m)	m79.3	m47.2		17.7	#184.3	23.0	29.0	32.8		54.9	49.5	
Internal Link Dist (m)		82.4			304.2			245.5			200.1	
Turn Bay Length (m)	50.0			60.0		60.0	85.0			30.0		
Base Capacity (vph)	560	2070		215	884	618	298	1198		258	1447	
Starvation Cap Reductn	0	0		0	0	0	0	0		0	0	
Spillback Cap Reductn	0	0		0	0	0	0	0		0	0	
Storage Cap Reductn	0	0		0	0	0	0	0		0	0	
Reduced v/c Ratio	0.63	0.41		0.21	0.86	0.25	0.21	0.18		0.69	0.34	

Intersection Summary			
Area Type:	Other		
Cycle Length: 120			
Actuated Cycle Length: 120			
Offset: 0 (0%), Referenced to phase 2:EBTL and 6:WBTL, Start of Green			
Natural Cycle: 100			
Control Type: Actuated-Coordinated			
Maximum v/c Ratio: 0.86			
Intersection Signal Delay: 29.0		Intersection LOS: C	
Intersection Capacity Utilization 85.8%		ICU Level of Service E	
Analysis Period (min) 15			
* User Entered Value			
# 95th percentile volume exceeds capacity, queue may be longer.			
Queue shown is maximum after two cycles.			
m Volume for 95th percentile queue is metered by upstream signal.			

Splits and Phases: 170: Dartnall Rd. & Rymal Rd.

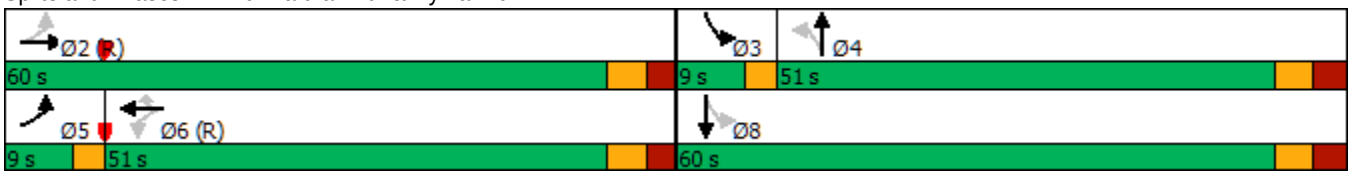

Appendix D

Synchro Analysis Worksheets (2041 Volumes with Five-Lane Cross-Section)

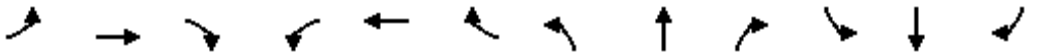

Lane Group	EBL	EBT	EBR	WBL	WBT	WBR	NBL	NBT	NBR	SBL	SBT	SBR
Lane Configurations												
Traffic Volume (vph)	25	754	16	36	1009	5	28	5	102	5	0	35
Future Volume (vph)	25	754	16	36	1009	5	28	5	102	5	0	35
Ideal Flow (vphpl)	1900	1900	1900	1900	1900	1900	1900	1900	1900	1900	1900	1900
Storage Length (m)	40.0		0.0	40.0		0.0	0.0		0.0	0.0		0.0
Storage Lanes	1		0	1		0	0		0	0		0
Taper Length (m)	7.5			7.5			7.5			7.5		
Lane Util. Factor	1.00	0.95	0.95	1.00	0.95	0.95	1.00	1.00	1.00	1.00	1.00	1.00
Ped Bike Factor	1.00	1.00		1.00	1.00			0.99			1.00	
Frt		0.997			0.999			0.897			0.881	
Flt Protected	0.950			0.950				0.990			0.994	
Satd. Flow (prot)	1805	3593	0	1703	3337	0	0	1621	0	0	1486	0
Flt Permitted	0.239			0.327				0.919			0.965	
Satd. Flow (perm)	454	3593	0	585	3337	0	0	1505	0	0	1443	0
Right Turn on Red			Yes			Yes			Yes			Yes
Satd. Flow (RTOR)		4			1			111			38	
Link Speed (k/h)		50			50			50			50	
Link Distance (m)		170.2			375.5			112.3			153.5	
Travel Time (s)		12.3			27.0			8.1			11.1	
Confl. Peds. (#/hr)	2		3	3		2			1	1		
Peak Hour Factor	0.92	0.92	0.92	0.92	0.92	0.92	0.92	0.92	0.92	0.92	0.92	0.92
Heavy Vehicles (%)	0%	0%	6%	6%	8%	25%	0%	0%	4%	4%	8%	13%
Adj. Flow (vph)	27	820	17	39	1097	5	30	5	111	5	0	38
Shared Lane Traffic (%)												
Lane Group Flow (vph)	27	837	0	39	1102	0	0	146	0	0	43	0
Turn Type	Perm	NA		Perm	NA		Perm	NA		Perm	NA	
Protected Phases		2			6			8			4	
Permitted Phases	2			6			8			4		
Detector Phase	2	2		6	6		8	8		4	4	
Switch Phase												
Minimum Initial (s)	30.0	30.0		30.0	30.0		10.0	10.0		10.0	10.0	
Minimum Split (s)	35.6	35.6		35.6	35.6		29.7	29.7		29.7	29.7	
Total Split (s)	70.0	70.0		70.0	70.0		30.0	30.0		30.0	30.0	
Total Split (%)	70.0%	70.0%		70.0%	70.0%		30.0%	30.0%		30.0%	30.0%	
Maximum Green (s)	64.4	64.4		64.4	64.4		24.3	24.3		24.3	24.3	
Yellow Time (s)	3.7	3.7		3.7	3.7		3.3	3.3		3.3	3.3	
All-Red Time (s)	1.9	1.9		1.9	1.9		2.4	2.4		2.4	2.4	
Lost Time Adjust (s)	0.0	0.0		0.0	0.0			0.0			0.0	
Total Lost Time (s)	5.6	5.6		5.6	5.6			5.7			5.7	
Lead/Lag												
Lead-Lag Optimize?												
Vehicle Extension (s)	3.0	3.0		3.0	3.0		3.0	3.0		3.0	3.0	
Recall Mode	C-Max	C-Max		C-Max	C-Max		None	None		None	None	
Walk Time (s)	21.0	21.0		21.0	21.0		7.0	7.0		7.0	7.0	
Flash Dont Walk (s)	9.0	9.0		9.0	9.0		17.0	17.0		17.0	17.0	
Pedestrian Calls (#/hr)	3	3		2	2		1	1		0	0	
Act Effct Green (s)	75.8	75.8		75.8	75.8			12.9			12.9	
Actuated g/C Ratio	0.76	0.76		0.76	0.76			0.13			0.13	
v/c Ratio	0.08	0.31		0.09	0.44			0.50			0.20	

Lane Group	EBL	EBT	EBR	WBL	WBT	WBR	NBL	NBT	NBR	SBL	SBT	SBR
Control Delay	5.1	4.7		1.4	1.6			17.9			15.1	
Queue Delay	0.0	0.0		0.0	0.0			0.0			0.0	
Total Delay	5.1	4.7		1.4	1.6			17.9			15.1	
LOS	A	A		A	A			B			B	
Approach Delay		4.7			1.6			17.9			15.1	
Approach LOS		A			A			B			B	
Queue Length 50th (m)	1.0	19.4		0.4	5.3			6.7			0.9	
Queue Length 95th (m)	5.4	48.0		m1.2	10.9			21.9			9.6	
Internal Link Dist (m)		146.2			351.5			88.3			129.5	
Turn Bay Length (m)	40.0			40.0								
Base Capacity (vph)	344	2724		443	2529			449			379	
Starvation Cap Reductn	0	0		0	0			0			0	
Spillback Cap Reductn	0	0		0	0			0			0	
Storage Cap Reductn	0	0		0	0			0			0	
Reduced v/c Ratio	0.08	0.31		0.09	0.44			0.33			0.11	

Intersection Summary			
Area Type:	Other		
Cycle Length: 100			
Actuated Cycle Length: 100			
Offset: 18 (18%), Referenced to phase 2:EBTL and 6:WBTL, Start of Green			
Natural Cycle: 70			
Control Type: Actuated-Coordinated			
Maximum v/c Ratio: 0.50			
Intersection Signal Delay: 4.2		Intersection LOS: A	
Intersection Capacity Utilization 52.7%		ICU Level of Service A	
Analysis Period (min) 15			
m Volume for 95th percentile queue is metered by upstream signal.			

Splits and Phases: 101: Springside Dr./Atessa Dr. & Rymal Rd.





Lane Group	EBL	EBT	EBR	WBL	WBT	WBR	NBL	NBT	NBR	SBL	SBT	SBR
Lane Configurations												
Traffic Volume (vph)	138	705	12	31	809	156	23	70	50	142	15	217
Future Volume (vph)	138	705	12	31	809	156	23	70	50	142	15	217
Ideal Flow (vphpl)	1900	1900	1900	1900	1900	1900	1900	1900	1900	1900	1900	1900
Storage Length (m)	50.0		10.0	40.0		0.0	15.0		0.0	35.0		0.0
Storage Lanes	1		0	1		0	1		0	1		0
Taper Length (m)	7.5			7.5			7.5			7.5		
Lane Util. Factor	1.00	0.95	0.95	1.00	0.95	0.95	1.00	1.00	1.00	1.00	1.00	1.00
Ped Bike Factor	1.00	1.00		1.00	1.00		1.00	0.99		0.99	0.99	
Frt		0.997			0.976			0.937			0.860	
Flt Protected	0.950			0.950			0.950			0.950		
Satd. Flow (prot)	1656	3592	0	1641	3268	0	1805	1648	0	1703	1607	0
Flt Permitted	0.206			0.362			0.419			0.676		
Satd. Flow (perm)	359	3592	0	623	3268	0	795	1648	0	1201	1607	0
Right Turn on Red			Yes			Yes			Yes			Yes
Satd. Flow (RTOR)		3			28			39			231	
Link Speed (k/h)		50			50			50			50	
Link Distance (m)		375.5			185.6			230.2			240.7	
Travel Time (s)		27.0			13.4			16.6			17.3	
Confl. Peds. (#/hr)	5		5	5		5	2		12	12		2
Peak Hour Factor	0.94	0.94	0.94	0.94	0.94	0.94	0.94	0.94	0.94	0.94	0.94	0.94
Heavy Vehicles (%)	9%	0%	8%	10%	7%	9%	0%	2%	14%	6%	6%	0%
Adj. Flow (vph)	147	750	13	33	861	166	24	74	53	151	16	231
Shared Lane Traffic (%)												
Lane Group Flow (vph)	147	763	0	33	1027	0	24	127	0	151	247	0
Turn Type	pm+pt	NA		Perm	NA		Perm	NA		Perm	NA	
Protected Phases	5	2			6			4			8	
Permitted Phases	2			6			4			8		
Detector Phase	5	2		6	6		4	4		8	8	
Switch Phase												
Minimum Initial (s)	5.0	30.0		30.0	30.0		10.0	10.0		10.0	10.0	
Minimum Split (s)	9.5	36.0		36.0	36.0		39.1	39.1		39.1	39.1	
Total Split (s)	11.0	60.0		49.0	49.0		40.0	40.0		40.0	40.0	
Total Split (%)	11.0%	60.0%		49.0%	49.0%		40.0%	40.0%		40.0%	40.0%	
Maximum Green (s)	8.0	54.0		43.0	43.0		33.9	33.9		33.9	33.9	
Yellow Time (s)	3.0	3.7		3.7	3.7		3.3	3.3		3.3	3.3	
All-Red Time (s)	0.0	2.3		2.3	2.3		2.8	2.8		2.8	2.8	
Lost Time Adjust (s)	0.0	0.0		0.0	0.0		0.0	0.0		0.0	0.0	
Total Lost Time (s)	3.0	6.0		6.0	6.0		6.1	6.1		6.1	6.1	
Lead/Lag	Lead			Lag	Lag							
Lead-Lag Optimize?	Yes			Yes	Yes							
Vehicle Extension (s)	2.0	0.2		0.2	0.2		5.0	5.0		5.0	5.0	
Recall Mode	None	C-Max		C-Max	C-Max		Min	Min		Min	Min	
Walk Time (s)		10.0		10.0	10.0		10.0	10.0		10.0	10.0	
Flash Dont Walk (s)		17.0		17.0	17.0		23.0	23.0		23.0	23.0	
Pedestrian Calls (#/hr)		5		5	5		2	2		12	12	
Act Effct Green (s)	69.9	66.9		56.7	56.7		21.0	21.0		21.0	21.0	
Actuated g/C Ratio	0.70	0.67		0.57	0.57		0.21	0.21		0.21	0.21	
v/c Ratio	0.43	0.32		0.09	0.55		0.14	0.34		0.60	0.48	

Lane Group	EBL	EBT	EBR	WBL	WBT	WBR	NBL	NBT	NBR	SBL	SBT	SBR
Control Delay	15.1	11.3		6.7	6.8		30.3	23.3		44.2	7.9	
Queue Delay	0.0	0.0		0.0	0.0		0.0	0.0		0.0	0.0	
Total Delay	15.1	11.3		6.7	6.8		30.3	23.3		44.2	7.9	
LOS	B	B		A	A		C	C		D	A	
Approach Delay		11.9			6.8			24.4			21.7	
Approach LOS		B			A			C			C	
Queue Length 50th (m)	9.3	28.4		1.1	17.0		4.1	15.4		28.6	2.7	
Queue Length 95th (m)	37.2	87.6		3.4	25.3		9.6	26.7		41.7	19.4	
Internal Link Dist (m)		351.5			161.6			206.2			216.7	
Turn Bay Length (m)	50.0			40.0			15.0			35.0		
Base Capacity (vph)	358	2405		352	1864		269	584		407	697	
Starvation Cap Reductn	0	0		0	0		0	0		0	0	
Spillback Cap Reductn	0	0		0	0		0	0		0	0	
Storage Cap Reductn	0	0		0	0		0	0		0	0	
Reduced v/c Ratio	0.41	0.32		0.09	0.55		0.09	0.22		0.37	0.35	

Intersection Summary			
Area Type:	Other		
Cycle Length: 100			
Actuated Cycle Length: 100			
Offset: 94 (94%), Referenced to phase 2:EBTL and 6:WBTL, Start of Green			
Natural Cycle: 85			
Control Type: Actuated-Coordinated			
Maximum v/c Ratio: 0.60			
Intersection Signal Delay: 12.0		Intersection LOS: B	
Intersection Capacity Utilization 87.0%		ICU Level of Service E	
Analysis Period (min) 15			

Splits and Phases: 110: Upper Wellington St. & Rymal Rd.

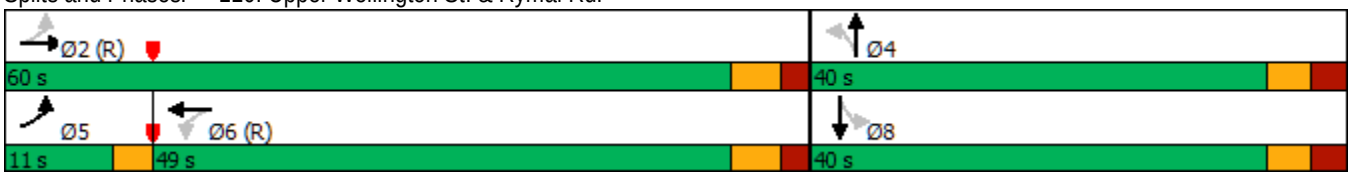

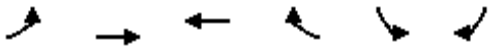

Movement	EBL	EBT	WBT	WBR	SBL	SBR
Lane Configurations						
Traffic Volume (veh/h)	10	886	1001	15	5	10
Future Volume (Veh/h)	10	886	1001	15	5	10
Sign Control		Free	Free		Stop	
Grade		0%	0%		0%	
Peak Hour Factor	0.97	0.97	0.97	0.97	0.97	0.97
Hourly flow rate (vph)	10	913	1032	15	5	10
Pedestrians						
Lane Width (m)						
Walking Speed (m/s)						
Percent Blockage						
Right turn flare (veh)						2
Median type		None	None			
Median storage veh)						
Upstream signal (m)		186	187			
pX, platoon unblocked	0.91				0.95	0.91
vC, conflicting volume	1047				1516	524
vC1, stage 1 conf vol						
vC2, stage 2 conf vol						
vCu, unblocked vol	847				1064	271
tC, single (s)	4.1				7.0	6.9
tC, 2 stage (s)						
tF (s)	2.2				3.6	3.3
p0 queue free %	99				97	98
cM capacity (veh/h)	725				191	665

Direction, Lane #	EB 1	EB 2	EB 3	WB 1	WB 2	SB 1
Volume Total	10	456	456	688	359	15
Volume Left	10	0	0	0	0	5
Volume Right	0	0	0	0	15	10
cSH	725	1700	1700	1700	1700	574
Volume to Capacity	0.01	0.27	0.27	0.40	0.21	0.03
Queue Length 95th (m)	0.3	0.0	0.0	0.0	0.0	0.6
Control Delay (s)	10.0	0.0	0.0	0.0	0.0	15.1
Lane LOS	B					C
Approach Delay (s)	0.1			0.0		15.1
Approach LOS						C

Intersection Summary			
Average Delay	0.2		
Intersection Capacity Utilization	38.1%	ICU Level of Service	A
Analysis Period (min)	15		

Lane Group	EBT	EBR	WBL	WBT	NBL	NBR
Lane Configurations						
Traffic Volume (vph)	801	90	95	976	40	55
Future Volume (vph)	801	90	95	976	40	55
Ideal Flow (vphpl)	1900	1900	1900	1900	1900	1900
Storage Length (m)		55.0	35.0		0.0	0.0
Storage Lanes		0	1		1	1
Taper Length (m)			65.0		7.5	
Lane Util. Factor	0.95	0.95	1.00	0.95	1.00	1.00
Ped Bike Factor					0.99	0.98
Frt	0.985					0.850
Flt Protected			0.950		0.950	
Satd. Flow (prot)	3556	0	1687	3223	1530	1335
Flt Permitted			0.262		0.950	
Satd. Flow (perm)	3556	0	465	3223	1514	1314
Right Turn on Red		Yes				Yes
Satd. Flow (RTOR)	18					59
Link Speed (k/h)	50			50	50	
Link Distance (m)	186.7			157.7	124.6	
Travel Time (s)	13.4			11.4	9.0	
Confl. Peds. (#/hr)					9	3
Peak Hour Factor	0.94	0.94	0.94	0.94	0.94	0.94
Heavy Vehicles (%)	0%	0%	7%	12%	18%	21%
Adj. Flow (vph)	852	96	101	1038	43	59
Shared Lane Traffic (%)						
Lane Group Flow (vph)	948	0	101	1038	43	59
Turn Type	NA		pm+pt	NA	Prot	Perm
Protected Phases	2		1	6	4	
Permitted Phases			6			4
Detector Phase	2		1	6	4	4
Switch Phase						
Minimum Initial (s)	30.0		5.0	30.0	10.0	10.0
Minimum Split (s)	35.6		8.0	35.6	31.8	31.8
Total Split (s)	57.0		11.0	68.0	32.0	32.0
Total Split (%)	57.0%		11.0%	68.0%	32.0%	32.0%
Maximum Green (s)	51.4		8.0	62.4	26.2	26.2
Yellow Time (s)	3.7		3.0	3.7	3.3	3.3
All-Red Time (s)	1.9		0.0	1.9	2.5	2.5
Lost Time Adjust (s)	0.0		0.0	0.0	0.0	0.0
Total Lost Time (s)	5.6		3.0	5.6	5.8	5.8
Lead/Lag	Lag		Lead			
Lead-Lag Optimize?	Yes		Yes			
Vehicle Extension (s)	3.0		3.0	3.0	3.0	3.0
Recall Mode	C-Max		None	C-Max	None	None
Walk Time (s)	17.0				7.0	7.0
Flash Dont Walk (s)	13.0				19.0	19.0
Pedestrian Calls (#/hr)	0				12	12
Act Effct Green (s)	71.6		81.2	79.7	13.2	13.2
Actuated g/C Ratio	0.72		0.81	0.80	0.13	0.13
v/c Ratio	0.37		0.22	0.40	0.21	0.26

Lane Group	EBT	EBR	WBL	WBT	NBL	NBR
Control Delay	3.5		1.7	1.7	38.9	11.9
Queue Delay	0.0		0.0	0.0	0.0	0.0
Total Delay	3.5		1.7	1.7	38.9	11.9
LOS	A		A	A	D	B
Approach Delay	3.5			1.7	23.3	
Approach LOS	A			A	C	
Queue Length 50th (m)	28.2		0.9	5.9	8.3	0.0
Queue Length 95th (m)	30.8		m2.1	27.3	15.7	10.0
Internal Link Dist (m)	162.7			133.7	100.6	
Turn Bay Length (m)			35.0			
Base Capacity (vph)	2552		475	2568	400	387
Starvation Cap Reductn	0		0	0	0	0
Spillback Cap Reductn	0		0	0	0	0
Storage Cap Reductn	0		0	0	0	0
Reduced v/c Ratio	0.37		0.21	0.40	0.11	0.15

Intersection Summary			
Area Type:	Other		
Cycle Length: 100			
Actuated Cycle Length: 100			
Offset: 82 (82%), Referenced to phase 2:EBT and 6:WBTL, Start of Green			
Natural Cycle: 80			
Control Type: Actuated-Coordinated			
Maximum v/c Ratio: 0.40			
Intersection Signal Delay: 3.5		Intersection LOS: A	
Intersection Capacity Utilization 52.7%		ICU Level of Service A	
Analysis Period (min) 15			
m Volume for 95th percentile queue is metered by upstream signal.			

Splits and Phases: 112: Turner Park Library & Rymal Rd.



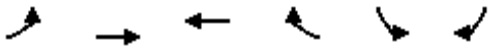

Movement	EBL	EBT	WBT	WBR	SBL	SBR
Lane Configurations						
Traffic Volume (veh/h)	10	850	1049	20	15	20
Future Volume (Veh/h)	10	850	1049	20	15	20
Sign Control		Free	Free		Stop	
Grade		0%	0%		0%	
Peak Hour Factor	0.93	0.93	0.93	0.93	0.93	0.93
Hourly flow rate (vph)	11	914	1128	22	16	22
Pedestrians		3	5		2	
Lane Width (m)		3.6	3.6		3.6	
Walking Speed (m/s)		1.2	1.2		1.2	
Percent Blockage		0	0		0	
Right turn flare (veh)						
Median type		None	None			
Median storage veh)						
Upstream signal (m)		158	345			
pX, platoon unblocked	0.80				0.85	0.80
vC, conflicting volume	1152				1625	580
vC1, stage 1 conf vol						
vC2, stage 2 conf vol						
vCu, unblocked vol	694				853	0
tC, single (s)	4.1				7.1	6.9
tC, 2 stage (s)						
tF (s)	2.2				3.6	3.3
p0 queue free %	98				93	97
cM capacity (veh/h)	729				232	871

Direction, Lane #	EB 1	EB 2	EB 3	WB 1	WB 2	SB 1	SB 2
Volume Total	11	457	457	752	398	16	22
Volume Left	11	0	0	0	0	16	0
Volume Right	0	0	0	0	22	0	22
cSH	729	1700	1700	1700	1700	232	871
Volume to Capacity	0.02	0.27	0.27	0.44	0.23	0.07	0.03
Queue Length 95th (m)	0.4	0.0	0.0	0.0	0.0	1.8	0.6
Control Delay (s)	10.0	0.0	0.0	0.0	0.0	21.7	9.2
Lane LOS	B					C	A
Approach Delay (s)	0.1			0.0		14.5	
Approach LOS						B	

Intersection Summary			
Average Delay	0.3		
Intersection Capacity Utilization	40.6%	ICU Level of Service	A
Analysis Period (min)	15		

Lane Group	EBL	EBT	EBR	WBL	WBT	WBR	NBL	NBT	NBR	SBL	SBT	SBR
Lane Configurations												
Traffic Volume (vph)	272	542	31	62	800	199	70	186	50	113	46	209
Future Volume (vph)	272	542	31	62	800	199	70	186	50	113	46	209
Ideal Flow (vphpl)	1900	1900	1900	1900	1900	1900	1900	1900	1900	1900	1900	1900
Storage Length (m)	80.0		15.0	50.0		120.0	30.0		0.0	55.0		0.0
Storage Lanes	1		0	1		0	1		0	1		1
Taper Length (m)	7.5			20.0			35.0			7.5		
Lane Util. Factor	1.00	0.95	0.95	1.00	0.95	0.95	1.00	1.00	1.00	1.00	1.00	1.00
Ped Bike Factor	1.00	1.00		0.99	0.99		0.98	0.99		0.99		0.97
Frt		0.992			0.970			0.968				0.850
Flt Protected	0.950			0.950			0.950			0.950		
Satd. Flow (prot)	1612	3448	0	1597	2905	0	1752	1810	0	1597	1624	1553
Flt Permitted	0.140			0.416			0.724			0.447		
Satd. Flow (perm)	237	3448	0	695	2905	0	1315	1810	0	745	1624	1509
Right Turn on Red			Yes			Yes			Yes			Yes
Satd. Flow (RTOR)		9			39			14				227
Link Speed (k/h)		50			50			50			50	
Link Distance (m)		344.6			378.8			243.5			277.8	
Travel Time (s)		24.8			27.3			17.5			20.0	
Confl. Peds. (#/hr)	19		7	7		19	17		15	15		17
Peak Hour Factor	0.92	0.92	0.92	0.92	0.92	0.92	0.92	0.92	0.92	0.92	0.92	0.92
Heavy Vehicles (%)	12%	3%	15%	13%	22%	11%	3%	0%	5%	13%	17%	4%
Adj. Flow (vph)	296	589	34	67	870	216	76	202	54	123	50	227
Shared Lane Traffic (%)												
Lane Group Flow (vph)	296	623	0	67	1086	0	76	256	0	123	50	227
Turn Type	pm+pt	NA		Perm	NA		Perm	NA		Perm	NA	Perm
Protected Phases	1	6			2			4			4	
Permitted Phases	6			2			4			4		4
Detector Phase	1	6		2	2		4	4		4	4	4
Switch Phase												
Minimum Initial (s)	5.0	1.0		30.0	30.0		10.0	10.0		10.0	10.0	10.0
Minimum Split (s)	9.5	31.3		37.3	37.3		37.3	37.3		37.3	37.3	37.3
Total Split (s)	11.0	62.0		51.0	51.0		38.0	38.0		38.0	38.0	38.0
Total Split (%)	11.0%	62.0%		51.0%	51.0%		38.0%	38.0%		38.0%	38.0%	38.0%
Maximum Green (s)	8.0	55.7		44.7	44.7		31.7	31.7		31.7	31.7	31.7
Yellow Time (s)	3.0	3.7		3.7	3.7		3.3	3.3		3.3	3.3	3.3
All-Red Time (s)	0.0	2.6		2.6	2.6		3.0	3.0		3.0	3.0	3.0
Lost Time Adjust (s)	0.0	0.0		0.0	0.0		0.0	0.0		0.0	0.0	0.0
Total Lost Time (s)	3.0	6.3		6.3	6.3		6.3	6.3		6.3	6.3	6.3
Lead/Lag	Lead			Lag	Lag							
Lead-Lag Optimize?	Yes			Yes	Yes							
Vehicle Extension (s)	3.0	3.0		3.0	3.0		3.0	3.0		3.0	3.0	3.0
Recall Mode	None	C-Max		C-Max	C-Max		None	None		None	None	None
Walk Time (s)		12.0		12.0	12.0		12.0	12.0		12.0	12.0	12.0
Flash Dont Walk (s)		13.0		19.0	19.0		19.0	19.0		19.0	19.0	19.0
Pedestrian Calls (#/hr)		7		19	19		32	32		32	32	32
Act Effct Green (s)	66.3	63.0		45.0	45.0		24.4	24.4		24.4	24.4	24.4
Actuated g/C Ratio	0.66	0.63		0.45	0.45		0.24	0.24		0.24	0.24	0.24
v/c Ratio	0.81	0.29		0.21	0.82		0.24	0.57		0.68	0.13	0.42

Lane Group	EBL	EBT	EBR	WBL	WBT	WBR	NBL	NBT	NBR	SBL	SBT	SBR
Control Delay	43.2	4.0		10.7	17.5		29.3	34.9		51.4	26.7	6.1
Queue Delay	0.0	0.0		0.0	0.0		0.0	0.0		0.0	0.0	0.0
Total Delay	43.2	4.0		10.7	17.5		29.3	34.9		51.4	26.7	6.1
LOS	D	A		B	B		C	C		D	C	A
Approach Delay		16.7			17.1			33.6			22.6	
Approach LOS		B			B			C			C	
Queue Length 50th (m)	~37.8	32.1		3.3	80.6		11.3	39.3		20.6	7.2	0.0
Queue Length 95th (m)	#77.1	5.2		m6.6	62.8		22.8	62.4		40.3	16.0	16.6
Internal Link Dist (m)		320.6			354.8			219.5			253.8	
Turn Bay Length (m)	80.0			50.0			30.0			55.0		
Base Capacity (vph)	364	2177		312	1327		416	583		236	514	633
Starvation Cap Reductn	0	0		0	0		0	0		0	0	0
Spillback Cap Reductn	0	0		0	0		0	0		0	0	0
Storage Cap Reductn	0	0		0	0		0	0		0	0	0
Reduced v/c Ratio	0.81	0.29		0.21	0.82		0.18	0.44		0.52	0.10	0.36

Intersection Summary	
Area Type:	Other
Cycle Length: 100	
Actuated Cycle Length: 100	
Offset: 29 (29%), Referenced to phase 2:WBTL and 6:EBTL, Start of Green	
Natural Cycle: 95	
Control Type: Actuated-Coordinated	
Maximum v/c Ratio: 0.82	
Intersection Signal Delay: 19.7	Intersection LOS: B
Intersection Capacity Utilization 93.3%	ICU Level of Service F
Analysis Period (min) 15	
~ Volume exceeds capacity, queue is theoretically infinite.	
Queue shown is maximum after two cycles.	
# 95th percentile volume exceeds capacity, queue may be longer.	
Queue shown is maximum after two cycles.	
m Volume for 95th percentile queue is metered by upstream signal.	

Splits and Phases: 120: Upper Wentworth St. & Rymal Rd.

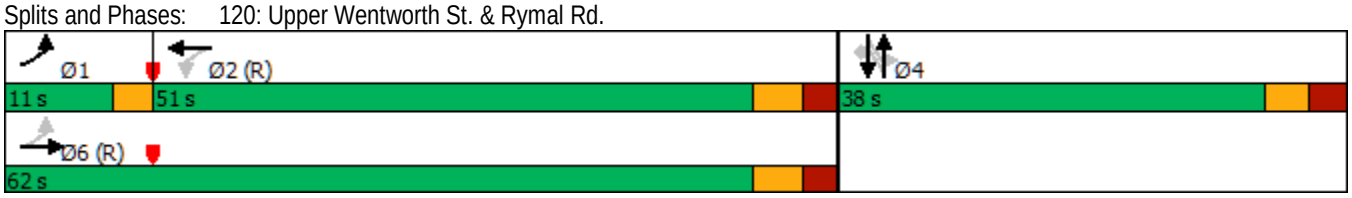

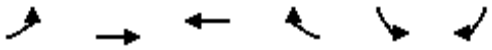

Movement	EBL	EBT	WBT	WBR	SBL	SBR
Lane Configurations						
Traffic Volume (veh/h)	0	696	1050	35	35	10
Future Volume (Veh/h)	0	696	1050	35	35	10
Sign Control		Free	Free		Stop	
Grade		0%	0%		0%	
Peak Hour Factor	0.92	0.92	0.92	0.92	0.92	0.92
Hourly flow rate (vph)	0	757	1141	38	38	11
Pedestrians			4		26	
Lane Width (m)			3.6		3.6	
Walking Speed (m/s)			1.2		1.2	
Percent Blockage			0		2	
Right turn flare (veh)						
Median type		None	None			
Median storage veh)						
Upstream signal (m)		379				
pX, platoon unblocked					0.99	
vC, conflicting volume	1205				1568	616
vC1, stage 1 conf vol						
vC2, stage 2 conf vol						
vCu, unblocked vol	1205				1547	616
tC, single (s)	4.2				6.8	6.9
tC, 2 stage (s)						
tF (s)	2.2				3.5	3.3
p0 queue free %	100				63	97
cM capacity (veh/h)	557				103	429

Direction, Lane #	EB 1	EB 2	EB 3	WB 1	WB 2	SB 1	SB 2
Volume Total	0	378	378	761	418	38	11
Volume Left	0	0	0	0	0	38	0
Volume Right	0	0	0	0	38	0	11
cSH	1700	1700	1700	1700	1700	103	429
Volume to Capacity	0.00	0.22	0.22	0.45	0.25	0.37	0.03
Queue Length 95th (m)	0.0	0.0	0.0	0.0	0.0	11.9	0.6
Control Delay (s)	0.0	0.0	0.0	0.0	0.0	59.2	13.6
Lane LOS						F	B
Approach Delay (s)	0.0			0.0		49.0	
Approach LOS						E	

Intersection Summary			
Average Delay	1.2		
Intersection Capacity Utilization	40.2%	ICU Level of Service	A
Analysis Period (min)	15		



Movement	EBT	EBR	WBL	WBT	NBL	NBR
Lane Configurations						
Traffic Volume (veh/h)	766	10	5	1057	25	10
Future Volume (Veh/h)	766	10	5	1057	25	10
Sign Control	Free			Free	Stop	
Grade	0%			0%	0%	
Peak Hour Factor	0.93	0.93	0.93	0.93	0.93	0.93
Hourly flow rate (vph)	824	11	5	1137	27	11
Pedestrians				2	1	
Lane Width (m)				3.6	3.6	
Walking Speed (m/s)				1.2	1.2	
Percent Blockage				0	0	
Right turn flare (veh)						2
Median type	None			None		
Median storage veh)						
Upstream signal (m)				292		
pX, platoon unblocked					0.84	
vC, conflicting volume			836		1409	420
vC1, stage 1 conf vol						
vC2, stage 2 conf vol						
vCu, unblocked vol			836		1103	420
tC, single (s)			4.1		6.8	6.9
tC, 2 stage (s)						
tF (s)			2.2		3.5	3.3
p0 queue free %			99		84	98
cM capacity (veh/h)			806		174	586

Direction, Lane #	EB 1	EB 2	WB 1	WB 2	WB 3	NB 1
Volume Total	549	286	5	568	568	38
Volume Left	0	0	5	0	0	27
Volume Right	0	11	0	0	0	11
cSH	1700	1700	806	1700	1700	245
Volume to Capacity	0.32	0.17	0.01	0.33	0.33	0.16
Queue Length 95th (m)	0.0	0.0	0.1	0.0	0.0	4.3
Control Delay (s)	0.0	0.0	9.5	0.0	0.0	24.2
Lane LOS			A			C
Approach Delay (s)	0.0		0.0			24.2
Approach LOS						C

Intersection Summary				
Average Delay	0.5			
Intersection Capacity Utilization	39.9%	ICU Level of Service		A
Analysis Period (min)	15			

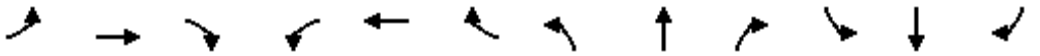

Lane Group	EBL	EBT	EBR	WBL	WBT	WBR	NBL	NBT	NBR	SBL	SBT	SBR
Lane Configurations												
Traffic Volume (vph)	152	616	0	0	873	359	0	0	0	166	0	196
Future Volume (vph)	152	616	0	0	873	359	0	0	0	166	0	196
Ideal Flow (vphpl)	1900	1900	1900	1900	1900	1900	1900	1900	1900	1900	1900	1900
Storage Length (m)	20.0		20.0	20.0		0.0	40.0		0.0	40.0		0.0
Storage Lanes	1		0	1		0	1		0	1		0
Taper Length (m)	7.5			7.5			7.5			7.5		
Lane Util. Factor	1.00	0.95	0.95	1.00	0.95	0.95	1.00	1.00	1.00	1.00	1.00	1.00
Ped Bike Factor					0.99					1.00	0.98	
Frt					0.956						0.850	
Flt Protected	0.950									0.950		
Satd. Flow (prot)	1612	3610	0	1900	3105	0	1900	1900	0	1703	1591	0
Flt Permitted	0.122									0.757		
Satd. Flow (perm)	207	3610	0	1900	3105	0	1900	1900	0	1354	1591	0
Right Turn on Red			Yes			Yes			Yes			Yes
Satd. Flow (RTOR)					86						218	
Link Speed (k/h)		50			50			50			50	
Link Distance (m)		291.6			340.9			113.6			275.5	
Travel Time (s)		21.0			24.5			8.2			19.8	
Confl. Peds. (#/hr)	8		3	3		8	3		2	2		3
Peak Hour Factor	0.91	0.91	0.91	0.91	0.91	0.91	0.91	0.91	0.91	0.91	0.91	0.91
Heavy Vehicles (%)	12%	0%	4%	0%	12%	5%	0%	0%	0%	6%	9%	0%
Adj. Flow (vph)	167	677	0	0	959	395	0	0	0	182	0	215
Shared Lane Traffic (%)												
Lane Group Flow (vph)	167	677	0	0	1354	0	0	0	0	182	215	0
Turn Type	pm+pt	NA		Perm	NA		Perm			Perm	NA	
Protected Phases	5	2			6			8			4	
Permitted Phases	2			6			8			4		
Detector Phase	5	2		6	6		3 8	8		7 4	4	
Switch Phase												
Minimum Initial (s)	5.0	20.0		20.0	20.0		10.0	10.0		10.0	10.0	
Minimum Split (s)	8.0	30.1		30.1	30.1		34.3	34.3		34.3	34.3	
Total Split (s)	11.0	65.0		54.0	54.0		35.0	35.0		35.0	35.0	
Total Split (%)	11.0%	65.0%		54.0%	54.0%		35.0%	35.0%		35.0%	35.0%	
Maximum Green (s)	8.0	58.9		47.9	47.9		28.7	28.7		28.7	28.7	
Yellow Time (s)	3.0	3.7		3.7	3.7		3.3	3.3		3.3	3.3	
All-Red Time (s)	0.0	2.4		2.4	2.4		3.0	3.0		3.0	3.0	
Lost Time Adjust (s)	0.0	0.0		0.0	0.0		0.0	0.0		0.0	0.0	
Total Lost Time (s)	3.0	6.1		6.1	6.1		6.3	6.3		6.3	6.3	
Lead/Lag	Lead			Lag	Lag							
Lead-Lag Optimize?	Yes			Yes	Yes							
Vehicle Extension (s)	1.0	0.2		0.2	0.2		0.2	0.2		0.2	0.2	
Recall Mode	None	C-Max		C-Max	C-Max		None	None		None	None	
Walk Time (s)		12.0		12.0	12.0		12.0	12.0		12.0	12.0	
Flash Dont Walk (s)		12.0		12.0	12.0		16.0	16.0		16.0	16.0	
Pedestrian Calls (#/hr)		3		8	8		3	3		2	2	
Act Effct Green (s)	73.3	70.2			58.5					17.4	17.4	
Actuated g/C Ratio	0.73	0.70			0.58					0.17	0.17	
v/c Ratio	0.61	0.27			0.73					0.77	0.47	

Lane Group	EBL	EBT	EBR	WBL	WBT	WBR	NBL	NBT	NBR	SBL	SBT	SBR
Control Delay	26.4	4.9			11.3					59.5	7.7	
Queue Delay	0.0	0.0			0.0					0.0	0.0	
Total Delay	26.4	4.9			11.3					59.5	7.7	
LOS	C	A			B					E	A	
Approach Delay		9.1			11.3						31.4	
Approach LOS		A			B						C	
Queue Length 50th (m)	9.9	14.7			38.8					36.3	0.0	
Queue Length 95th (m)	#37.5	36.4			#127.7					52.7	16.7	
Internal Link Dist (m)		267.6			316.9			89.6			251.5	
Turn Bay Length (m)	20.0									40.0		
Base Capacity (vph)	282	2533			1853					388	612	
Starvation Cap Reductn	0	0			0					0	0	
Spillback Cap Reductn	0	0			0					0	0	
Storage Cap Reductn	0	0			0					0	0	
Reduced v/c Ratio	0.59	0.27			0.73					0.47	0.35	

Intersection Summary			
Area Type:	Other		
Cycle Length: 100			
Actuated Cycle Length: 100			
Offset: 74 (74%), Referenced to phase 2:EBTL and 6:WBTL, Start of Green			
Natural Cycle: 90			
Control Type: Actuated-Coordinated			
Maximum v/c Ratio: 0.77			
Intersection Signal Delay: 13.7		Intersection LOS: B	
Intersection Capacity Utilization 74.5%		ICU Level of Service D	
Analysis Period (min) 15			
# 95th percentile volume exceeds capacity, queue may be longer.			
Queue shown is maximum after two cycles.			

Splits and Phases: 130: Rymal Rd. & Upper Sherman Ave.





Lane Group	EBL	EBT	EBR	WBL	WBT	WBR	NBL	NBT	NBR	SBL	SBT	SBR
Lane Configurations												
Traffic Volume (vph)	10	701	59	90	940	10	176	15	110	5	10	20
Future Volume (vph)	10	701	59	90	940	10	176	15	110	5	10	20
Ideal Flow (vphpl)	1900	1900	1900	1900	1900	1900	1900	1900	1900	1900	1900	1900
Storage Length (m)	30.0		0.0	30.0		10.0	0.0		0.0	20.0		0.0
Storage Lanes	1		0	1		0	0		0	1		0
Taper Length (m)	7.5			7.5			7.5			30.0		
Lane Util. Factor	1.00	0.95	0.95	1.00	0.95	0.95	1.00	1.00	1.00	1.00	1.00	1.00
Ped Bike Factor	1.00	1.00		1.00	1.00			0.99		1.00	0.99	
Frt		0.988			0.998			0.951			0.902	
Flt Protected	0.950			0.950				0.972		0.950		
Satd. Flow (prot)	1805	3316	0	1752	3156	0	0	1725	0	1656	1562	0
Flt Permitted	0.279			0.275				0.802		0.577		
Satd. Flow (perm)	529	3316	0	507	3156	0	0	1422	0	1005	1562	0
Right Turn on Red			Yes			Yes			Yes			Yes
Satd. Flow (RTOR)		11			2			32			21	
Link Speed (k/h)		50			50			50			50	
Link Distance (m)		340.9			498.9			153.4			80.6	
Travel Time (s)		24.5			35.9			11.0			5.8	
Confl. Peds. (#/hr)	4		1	1		4	2		1	1		2
Peak Hour Factor	0.94	0.94	0.94	0.94	0.94	0.94	0.94	0.94	0.94	0.94	0.94	0.94
Heavy Vehicles (%)	0%	8%	0%	3%	14%	25%	1%	0%	2%	9%	12%	7%
Adj. Flow (vph)	11	746	63	96	1000	11	187	16	117	5	11	21
Shared Lane Traffic (%)												
Lane Group Flow (vph)	11	809	0	96	1011	0	0	320	0	5	32	0
Turn Type	Perm	NA		pm+pt	NA		Perm	NA		Perm	NA	
Protected Phases		2		1	6			4			8	
Permitted Phases	2			6			4			8		
Detector Phase	2	2		1	6		4	4		8	8	
Switch Phase												
Minimum Initial (s)	20.0	20.0		5.0	20.0		10.0	10.0		10.0	10.0	
Minimum Split (s)	27.7	27.7		8.0	27.7		32.7	32.7		32.7	32.7	
Total Split (s)	49.0	49.0		11.0	60.0		40.0	40.0		40.0	40.0	
Total Split (%)	49.0%	49.0%		11.0%	60.0%		40.0%	40.0%		40.0%	40.0%	
Maximum Green (s)	43.3	43.3		8.0	54.3		34.3	34.3		34.3	34.3	
Yellow Time (s)	3.7	3.7		3.0	3.7		3.3	3.3		3.3	3.3	
All-Red Time (s)	2.0	2.0		0.0	2.0		2.4	2.4		2.4	2.4	
Lost Time Adjust (s)	0.0	0.0		0.0	0.0			0.0		0.0	0.0	
Total Lost Time (s)	5.7	5.7		3.0	5.7			5.7		5.7	5.7	
Lead/Lag	Lag	Lag		Lead								
Lead-Lag Optimize?	Yes	Yes		Yes								
Vehicle Extension (s)	3.0	3.0		3.0	3.0		3.0	3.0		3.0	3.0	
Recall Mode	C-Max	C-Max		None	C-Max		None	None		None	None	
Walk Time (s)	10.0	10.0			10.0		10.0	10.0		10.0	10.0	
Flash Dont Walk (s)	12.0	12.0			12.0		17.0	17.0		17.0	17.0	
Pedestrian Calls (#/hr)	1	1			4		1	1		2	2	
Act Effct Green (s)	54.3	54.3		65.5	62.8			25.8		25.8	25.8	
Actuated g/C Ratio	0.54	0.54		0.66	0.63			0.26		0.26	0.26	
v/c Ratio	0.04	0.45		0.23	0.51			0.82		0.02	0.08	

Lane Group	EBL	EBT	EBR	WBL	WBT	WBR	NBL	NBT	NBR	SBL	SBT	SBR
Control Delay	14.2	13.7		4.1	5.7			47.9		23.8	13.5	
Queue Delay	0.0	0.0		0.0	0.0			0.0		0.0	0.0	
Total Delay	14.2	13.7		4.1	5.7			47.9		23.8	13.5	
LOS	B	B		A	A			D		C	B	
Approach Delay		13.7			5.6			47.9			14.9	
Approach LOS		B			A			D			B	
Queue Length 50th (m)	0.8	46.0		1.9	14.8			55.6		0.8	1.7	
Queue Length 95th (m)	m4.1	64.0		m5.8	44.6			79.7		3.3	8.0	
Internal Link Dist (m)		316.9			474.9			129.4			56.6	
Turn Bay Length (m)	30.0			30.0						20.0		
Base Capacity (vph)	287	1806		433	1984			508		344	549	
Starvation Cap Reductn	0	0		0	0			0		0	0	
Spillback Cap Reductn	0	0		0	0			0		0	0	
Storage Cap Reductn	0	0		0	0			0		0	0	
Reduced v/c Ratio	0.04	0.45		0.22	0.51			0.63		0.01	0.06	

Intersection Summary			
Area Type:	Other		
Cycle Length: 100			
Actuated Cycle Length: 100			
Offset: 69 (69%), Referenced to phase 2:EBTL and 6:WBTL, Start of Green			
Natural Cycle: 70			
Control Type: Actuated-Coordinated			
Maximum v/c Ratio: 0.82			
Intersection Signal Delay: 14.6		Intersection LOS: B	
Intersection Capacity Utilization 81.2%		ICU Level of Service D	
Analysis Period (min) 15			
m	Volume for 95th percentile queue is metered by upstream signal.		

Splits and Phases: 131: Miles Rd./Eva St. & Rymal Rd.



Lane Group	EBL	EBT	EBR	WBL	WBT	WBR	NBL	NBT	NBR	SBL	SBT	SBR
Lane Configurations												
Traffic Volume (vph)	236	581	12	23	721	249	85	147	44	155	46	193
Future Volume (vph)	236	581	12	23	721	249	85	147	44	155	46	193
Ideal Flow (vphpl)	1900	1900	1900	1900	1900	1900	1900	1900	1900	1900	1900	1900
Storage Length (m)	30.0		0.0	90.0		40.0	45.0		45.0	50.0		30.0
Storage Lanes	1		0	1		0	1		1	1		1
Taper Length (m)	7.5			7.5			35.0			7.5		
Lane Util. Factor	1.00	0.95	0.95	1.00	0.95	0.95	1.00	1.00	1.00	1.00	1.00	1.00
Ped Bike Factor	1.00	1.00		0.99	0.99		1.00		0.97	0.99		0.98
Frt		0.997			0.961				0.850			0.850
Flt Protected	0.950			0.950			0.950			0.950		
Satd. Flow (prot)	1719	3272	0	1597	3072	0	1687	1881	1615	1687	1776	1292
Flt Permitted	0.199			0.412			0.725			0.616		
Satd. Flow (perm)	359	3272	0	689	3072	0	1282	1881	1569	1079	1776	1271
Right Turn on Red			Yes			Yes			Yes			Yes
Satd. Flow (RTOR)		4			68				71			205
Link Speed (k/h)		50			50			50			50	
Link Distance (m)		498.9			509.5			366.2			122.9	
Travel Time (s)		35.9			36.7			26.4			8.8	
Confl. Peds. (#/hr)	14		9	9		14	4		15	15		4
Peak Hour Factor	0.94	0.94	0.94	0.94	0.94	0.94	0.94	0.94	0.94	0.94	0.94	0.94
Heavy Vehicles (%)	5%	10%	7%	13%	14%	7%	7%	1%	0%	7%	7%	25%
Adj. Flow (vph)	251	618	13	24	767	265	90	156	47	165	49	205
Shared Lane Traffic (%)												
Lane Group Flow (vph)	251	631	0	24	1032	0	90	156	47	165	49	205
Turn Type	pm+pt	NA		Perm	NA		Perm	NA	Perm	Perm	NA	Perm
Protected Phases	1	6			2			8			4	
Permitted Phases	6			2			8		8	4		4
Detector Phase	1	6		2	2		8	8	8	4	4	4
Switch Phase												
Minimum Initial (s)	5.0	35.0		35.0	35.0		15.0	15.0	15.0	15.0	15.0	15.0
Minimum Split (s)	8.0	41.5		41.5	41.5		32.2	32.2	32.2	32.2	32.2	32.2
Total Split (s)	11.0	67.0		56.0	56.0		33.0	33.0	33.0	33.0	33.0	33.0
Total Split (%)	11.0%	67.0%		56.0%	56.0%		33.0%	33.0%	33.0%	33.0%	33.0%	33.0%
Maximum Green (s)	8.0	60.5		49.5	49.5		26.8	26.8	26.8	26.8	26.8	26.8
Yellow Time (s)	3.0	3.7		3.7	3.7		3.3	3.3	3.3	3.3	3.3	3.3
All-Red Time (s)	0.0	2.8		2.8	2.8		2.9	2.9	2.9	2.9	2.9	2.9
Lost Time Adjust (s)	0.0	0.0		0.0	0.0		0.0	0.0	0.0	0.0	0.0	0.0
Total Lost Time (s)	3.0	6.5		6.5	6.5		6.2	6.2	6.2	6.2	6.2	6.2
Lead/Lag	Lead			Lag	Lag							
Lead-Lag Optimize?	Yes			Yes	Yes							
Vehicle Extension (s)	3.0	3.0		3.0	3.0		3.0	3.0	3.0	3.0	3.0	3.0
Recall Mode	None	C-Max		C-Max	C-Max		None	None	None	None	None	None
Walk Time (s)		12.0		12.0	12.0					12.0	12.0	12.0
Flash Dont Walk (s)		20.0		20.0	20.0					14.0	14.0	14.0
Pedestrian Calls (#/hr)		9		14	14					19	19	19
Act Effct Green (s)	70.0	66.5		54.3	54.3		20.8	20.8	20.8	20.8	20.8	20.8
Actuated g/C Ratio	0.70	0.66		0.54	0.54		0.21	0.21	0.21	0.21	0.21	0.21
v/c Ratio	0.67	0.29		0.06	0.61		0.34	0.40	0.12	0.74	0.13	0.48

Lane Group	EBL	EBT	EBR	WBL	WBT	WBR	NBL	NBT	NBR	SBL	SBT	SBR
Control Delay	16.9	3.3		8.5	10.1		35.7	36.1	4.0	55.7	30.8	8.3
Queue Delay	0.0	0.0		0.0	0.0		0.0	0.0	0.0	0.0	0.0	0.0
Total Delay	16.9	3.3		8.5	10.1		35.7	36.1	4.0	55.7	30.8	8.3
LOS	B	A		A	B		D	D	A	E	C	A
Approach Delay		7.1			10.1			30.8			29.6	
Approach LOS		A			B			C			C	
Queue Length 50th (m)	3.5	4.7		1.3	28.5		16.0	28.0	0.0	32.1	8.3	0.0
Queue Length 95th (m)	#23.7	8.2		2.9	25.3		28.5	43.3	5.0	51.9	16.8	17.3
Internal Link Dist (m)		474.9			485.5			342.2			98.9	
Turn Bay Length (m)	30.0			90.0			45.0		45.0	50.0		30.0
Base Capacity (vph)	376	2176		373	1698		343	504	472	289	475	490
Starvation Cap Reductn	0	0		0	0		0	0	0	0	0	0
Spillback Cap Reductn	0	0		0	0		0	0	0	0	0	0
Storage Cap Reductn	0	0		0	0		0	0	0	0	0	0
Reduced v/c Ratio	0.67	0.29		0.06	0.61		0.26	0.31	0.10	0.57	0.10	0.42

Intersection Summary			
Area Type:	Other		
Cycle Length: 100			
Actuated Cycle Length: 100			
Offset: 16 (16%), Referenced to phase 2:WBTL and 6:EBTL, Start of Green			
Natural Cycle: 85			
Control Type: Actuated-Coordinated			
Maximum v/c Ratio: 0.74			
Intersection Signal Delay: 14.5		Intersection LOS: B	
Intersection Capacity Utilization 105.6%		ICU Level of Service G	
Analysis Period (min) 15			
# 95th percentile volume exceeds capacity, queue may be longer.			
Queue shown is maximum after two cycles.			

Splits and Phases: 140: Upper Gage Ave. & Rymal Rd.



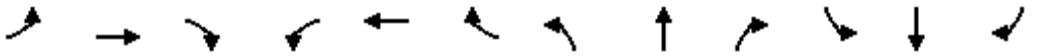

Lane Group	EBL	EBT	EBR	WBL	WBT	WBR	NBL	NBT	NBR	SBL	SBT	SBR
Lane Configurations												
Traffic Volume (vph)	20	766	5	5	885	10	0	0	0	0	0	0
Future Volume (vph)	20	766	5	5	885	10	0	0	0	0	0	0
Ideal Flow (vphpl)	1900	1900	1900	1900	1900	1900	1900	1900	1900	1900	1900	1900
Storage Length (m)	30.0		5.0	35.0		20.0	0.0		0.0	0.0		0.0
Storage Lanes	1		0	1		0	0		0	0		0
Taper Length (m)	7.5			7.5			7.5			7.5		
Lane Util. Factor	1.00	0.95	0.95	1.00	0.95	0.95	1.00	1.00	1.00	1.00	1.00	1.00
Ped Bike Factor	1.00				1.00							
Frt		0.999			0.998							
Flt Protected	0.950			0.950								
Satd. Flow (prot)	1805	3606	0	1805	3368	0	0	1900	0	0	1712	0
Flt Permitted	0.279			0.325								
Satd. Flow (perm)	529	3606	0	618	3368	0	0	1900	0	0	1712	0
Right Turn on Red			Yes			Yes			Yes			Yes
Satd. Flow (RTOR)		1			2							
Link Speed (k/h)		50			50			50			50	
Link Distance (m)		509.5			351.2			177.4			122.5	
Travel Time (s)		36.7			25.3			12.8			8.8	
Confl. Peds. (#/hr)	11					11	4					4
Peak Hour Factor	0.89	0.89	0.89	0.89	0.89	0.89	0.89	0.89	0.89	0.89	0.89	0.89
Heavy Vehicles (%)	0%	0%	0%	0%	7%	0%	0%	0%	7%	5%	11%	0%
Adj. Flow (vph)	22	861	6	6	994	11	0	0	0	0	0	0
Shared Lane Traffic (%)												
Lane Group Flow (vph)	22	867	0	6	1005	0	0	0	0	0	0	0
Turn Type	Perm	NA		Perm	NA							
Protected Phases		2			6			8			4	
Permitted Phases	2			6			8			4		
Detector Phase	2	2		6	6		8	8		4	4	
Switch Phase												
Minimum Initial (s)	10.0	10.0		10.0	10.0		20.0	20.0		20.0	20.0	
Minimum Split (s)	41.0	41.0		41.0	41.0		25.6	25.6		41.6	41.6	
Total Split (s)	58.4	58.4		58.4	58.4		41.6	41.6		41.6	41.6	
Total Split (%)	58.4%	58.4%		58.4%	58.4%		41.6%	41.6%		41.6%	41.6%	
Maximum Green (s)	52.8	52.8		52.8	52.8		36.6	36.6		36.6	36.6	
Yellow Time (s)	3.7	3.7		3.7	3.7		3.0	3.0		3.0	3.0	
All-Red Time (s)	1.9	1.9		1.9	1.9		2.0	2.0		2.0	2.0	
Lost Time Adjust (s)	0.0	0.0		0.0	0.0			0.0			0.0	
Total Lost Time (s)	5.6	5.6		5.6	5.6			5.0			5.0	
Lead/Lag												
Lead-Lag Optimize?												
Vehicle Extension (s)	3.0	3.0		3.0	3.0		3.0	3.0		3.0	3.0	
Recall Mode	C-Max	C-Max		C-Max	C-Max		None	None		None	None	
Walk Time (s)										15.0	15.0	
Flash Dont Walk (s)										21.0	21.0	
Pedestrian Calls (#/hr)										1	1	
Act Effct Green (s)	90.7	90.7		90.7	90.7							
Actuated g/C Ratio	0.91	0.91		0.91	0.91							
v/c Ratio	0.05	0.27		0.01	0.33							

Lane Group	EBL	EBT	EBR	WBL	WBT	WBR	NBL	NBT	NBR	SBL	SBT	SBR
Control Delay	7.8	4.9		2.6	2.3							
Queue Delay	0.0	0.0		0.0	0.0							
Total Delay	7.8	4.9		2.6	2.3							
LOS	A	A		A	A							
Approach Delay		5.0			2.3							
Approach LOS		A			A							
Queue Length 50th (m)	0.0	0.0		0.0	0.0							
Queue Length 95th (m)	m6.3	64.0		m0.7	60.6							
Internal Link Dist (m)		485.5			327.2			153.4			98.5	
Turn Bay Length (m)	30.0			35.0								
Base Capacity (vph)	480	3270		560	3054							
Starvation Cap Reductn	0	0		0	0							
Spillback Cap Reductn	0	0		0	0							
Storage Cap Reductn	0	0		0	0							
Reduced v/c Ratio	0.05	0.27		0.01	0.33							

Intersection Summary			
Area Type:	Other		
Cycle Length: 100			
Actuated Cycle Length: 100			
Offset: 97 (97%), Referenced to phase 2:EBTL and 6:WBTL, Start of Green			
Natural Cycle: 85			
Control Type: Actuated-Coordinated			
Maximum v/c Ratio: 0.33			
Intersection Signal Delay: 3.6		Intersection LOS: A	
Intersection Capacity Utilization 52.0%		ICU Level of Service A	
Analysis Period (min) 15			
m Volume for 95th percentile queue is metered by upstream signal.			

Splits and Phases: 141: Grayrocks Ave./Rockland Ave. & Rymal Rd.

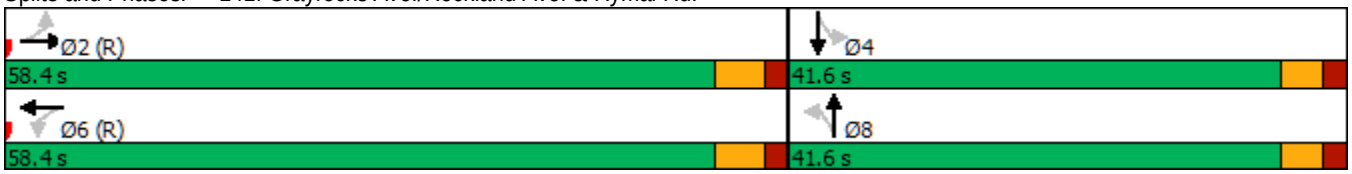

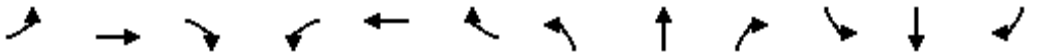

Lane Group	EBL	EBT	EBR	WBL	WBT	WBR	NBL	NBT	NBR	SBL	SBT	SBR
Lane Configurations												
Traffic Volume (vph)	180	575	37	23	710	305	62	93	25	264	77	120
Future Volume (vph)	180	575	37	23	710	305	62	93	25	264	77	120
Ideal Flow (vphpl)	1900	1900	1900	1900	1900	1900	1900	1900	1900	1900	1900	1900
Storage Length (m)	45.0		0.0	30.0		10.0	35.0		50.0	50.0		0.0
Storage Lanes	1		0	1		0	1		0	1		1
Taper Length (m)	7.5			7.5			7.5			7.5		
Lane Util. Factor	1.00	0.95	0.95	1.00	0.95	0.95	1.00	*0.65	0.95	1.00	1.00	1.00
Ped Bike Factor	1.00	1.00		1.00	1.00			1.00		1.00		
Frt		0.991			0.955			0.968				0.850
Flt Protected	0.950			0.950			0.950			0.950		
Satd. Flow (prot)	1556	2459	0	1570	2942	0	1165	1764	0	1671	1652	1170
Flt Permitted	0.160			0.404			0.704			0.636		
Satd. Flow (perm)	262	2459	0	667	2942	0	863	1764	0	1114	1652	1170
Right Turn on Red			Yes			Yes			Yes			No
Satd. Flow (RTOR)		11			90			20				
Link Speed (k/h)		50			50			50			50	
Link Distance (m)		351.2			400.2			147.9			323.0	
Travel Time (s)		25.3			28.8			10.6			23.3	
Confl. Peds. (#/hr)	3		1	1		3			5	5		
Peak Hour Factor	0.94	0.94	0.94	0.94	0.94	0.94	0.94	0.94	0.94	0.94	0.94	0.94
Heavy Vehicles (%)	16%	47%	19%	15%	20%	9%	55%	31%	50%	8%	15%	38%
Adj. Flow (vph)	191	612	39	24	755	324	66	99	27	281	82	128
Shared Lane Traffic (%)												
Lane Group Flow (vph)	191	651	0	24	1079	0	66	126	0	281	82	128
Turn Type	pm+pt	NA		Perm	NA		Perm	NA		Perm	NA	Perm
Protected Phases	5	2			6			4			8	
Permitted Phases	2			6			4			8		8
Detector Phase	5	2		6	6		4	4		8	8	8
Switch Phase												
Minimum Initial (s)	5.0	35.0		35.0	35.0		10.0	10.0		10.0	10.0	10.0
Minimum Split (s)	9.5	48.2		48.2	48.2		33.0	33.0		33.0	33.0	33.0
Total Split (s)	11.0	64.0		53.0	53.0		36.0	36.0		36.0	36.0	36.0
Total Split (%)	11.0%	64.0%		53.0%	53.0%		36.0%	36.0%		36.0%	36.0%	36.0%
Maximum Green (s)	8.0	57.8		46.8	46.8		30.0	30.0		30.0	30.0	30.0
Yellow Time (s)	3.0	3.7		3.7	3.7		3.3	3.3		3.3	3.3	3.3
All-Red Time (s)	0.0	2.5		2.5	2.5		2.7	2.7		2.7	2.7	2.7
Lost Time Adjust (s)	0.0	0.0		0.0	0.0		0.0	0.0		0.0	0.0	0.0
Total Lost Time (s)	3.0	6.2		6.2	6.2		6.0	6.0		6.0	6.0	6.0
Lead/Lag	Lead			Lag	Lag							
Lead-Lag Optimize?	Yes			Yes	Yes							
Vehicle Extension (s)	3.0	3.0		3.0	3.0		3.0	3.0		3.0	3.0	3.0
Recall Mode	None	C-Max		C-Max	C-Max		None	None		None	None	None
Walk Time (s)		20.0		20.0	20.0		7.0	7.0		7.0	7.0	7.0
Flash Dont Walk (s)		22.0		22.0	22.0		20.0	20.0		20.0	20.0	20.0
Pedestrian Calls (#/hr)		1		3	3		5	5		0	0	0
Act Effct Green (s)	63.2	60.0		48.6	48.6		27.8	27.8		27.8	27.8	27.8
Actuated g/C Ratio	0.63	0.60		0.49	0.49		0.28	0.28		0.28	0.28	0.28
v/c Ratio	0.70	0.44		0.07	0.73		0.28	0.25		0.91	0.18	0.39

Lane Group	EBL	EBT	EBR	WBL	WBT	WBR	NBL	NBT	NBR	SBL	SBT	SBR
Control Delay	31.5	9.5		11.5	13.6		30.6	24.0		68.1	27.5	32.6
Queue Delay	0.0	0.0		0.0	0.0		0.0	0.0		0.0	0.0	0.0
Total Delay	31.5	9.5		11.5	13.6		30.6	24.0		68.1	27.5	32.6
LOS	C	A		B	B		C	C		E	C	C
Approach Delay		14.5			13.6			26.3			52.0	
Approach LOS		B			B			C			D	
Queue Length 50th (m)	11.2	22.0		1.7	35.7		10.2	12.3		53.5	12.3	20.4
Queue Length 95th (m)	#54.4	72.7		m4.1	49.7		22.0	23.8		#99.9	24.2	37.7
Internal Link Dist (m)		327.2			376.2			123.9			299.0	
Turn Bay Length (m)	45.0			30.0			35.0			50.0		
Base Capacity (vph)	274	1480		324	1477		258	543		334	495	351
Starvation Cap Reductn	0	0		0	0		0	0		0	0	0
Spillback Cap Reductn	0	0		0	0		0	0		0	0	0
Storage Cap Reductn	0	0		0	0		0	0		0	0	0
Reduced v/c Ratio	0.70	0.44		0.07	0.73		0.26	0.23		0.84	0.17	0.36

Intersection Summary			
Area Type:	Other		
Cycle Length: 100			
Actuated Cycle Length: 100			
Offset: 56 (56%), Referenced to phase 2:EBTL and 6:WBTL, Start of Green			
Natural Cycle: 95			
Control Type: Actuated-Coordinated			
Maximum v/c Ratio: 0.91			
Intersection Signal Delay: 22.0		Intersection LOS: C	
Intersection Capacity Utilization 100.8%		ICU Level of Service G	
Analysis Period (min) 15			
* User Entered Value			
# 95th percentile volume exceeds capacity, queue may be longer.			
Queue shown is maximum after two cycles.			
m Volume for 95th percentile queue is metered by upstream signal.			

Splits and Phases: 150: Upper Ottawa St. & Rymal Rd.





Lane Group	EBL	EBT	EBR	WBL	WBT	WBR	NBL	NBT	NBR	SBL	SBT	SBR
Lane Configurations												
Traffic Volume (vph)	79	732	40	80	895	76	65	165	78	38	55	53
Future Volume (vph)	79	732	40	80	895	76	65	165	78	38	55	53
Ideal Flow (vphpl)	1900	1900	1900	1900	1900	1900	1900	1900	1900	1900	1900	1900
Storage Length (m)	50.0		0.0	45.0		0.0	20.0		20.0	0.0		0.0
Storage Lanes	1		0	1		0	1		1	1		0
Taper Length (m)	7.5			7.5			30.0			7.5		
Lane Util. Factor	1.00	0.95	0.95	1.00	0.95	0.95	1.00	1.00	1.00	1.00	1.00	1.00
Ped Bike Factor	1.00	1.00		1.00	1.00		0.99		0.98	1.00	0.99	
Frt		0.992			0.988				0.850		0.926	
Flt Protected	0.950			0.950			0.950			0.950		
Satd. Flow (prot)	1456	3099	0	1556	3233	0	1530	1759	1179	1719	1410	0
Flt Permitted	0.232			0.307			0.680			0.542		
Satd. Flow (perm)	354	3099	0	502	3233	0	1082	1759	1160	978	1410	0
Right Turn on Red			Yes			Yes			Yes			Yes
Satd. Flow (RTOR)		9			15				85		50	
Link Speed (k/h)		50			50			50			50	
Link Distance (m)		400.2			349.0			199.0			219.6	
Travel Time (s)		28.8			25.1			14.3			15.8	
Confl. Peds. (#/hr)	9		4	4		9	13		4	4		13
Peak Hour Factor	0.90	0.90	0.90	0.90	0.90	0.90	0.90	0.90	0.90	0.90	0.90	0.90
Heavy Vehicles (%)	24%	16%	4%	16%	10%	10%	18%	8%	37%	5%	7%	40%
Adj. Flow (vph)	88	813	44	89	994	84	72	183	87	42	61	59
Shared Lane Traffic (%)												
Lane Group Flow (vph)	88	857	0	89	1078	0	72	183	87	42	120	0
Turn Type	Perm	NA		Perm	NA		Perm	NA	Perm	Perm	NA	
Protected Phases		2			2			4			4	
Permitted Phases	2			2			4		4	4		
Detector Phase	2	2		2	2		4	4	4	4	4	
Switch Phase												
Minimum Initial (s)	25.0	25.0		25.0	25.0		10.0	10.0	10.0	10.0	10.0	
Minimum Split (s)	30.6	30.6		30.6	30.6		35.1	35.1	35.1	35.1	35.1	
Total Split (s)	64.0	64.0		64.0	64.0		36.0	36.0	36.0	36.0	36.0	
Total Split (%)	64.0%	64.0%		64.0%	64.0%		36.0%	36.0%	36.0%	36.0%	36.0%	
Maximum Green (s)	58.4	58.4		58.4	58.4		29.9	29.9	29.9	29.9	29.9	
Yellow Time (s)	3.7	3.7		3.7	3.7		3.7	3.7	3.7	3.7	3.7	
All-Red Time (s)	1.9	1.9		1.9	1.9		2.4	2.4	2.4	2.4	2.4	
Lost Time Adjust (s)	0.0	0.0		0.0	0.0		0.0	0.0	0.0	0.0	0.0	
Total Lost Time (s)	5.6	5.6		5.6	5.6		6.1	6.1	6.1	6.1	6.1	
Lead/Lag												
Lead-Lag Optimize?												
Vehicle Extension (s)	3.0	3.0		3.0	3.0		3.0	3.0	3.0	3.0	3.0	
Recall Mode	C-Max	C-Max		C-Max	C-Max		None	None	None	None	None	
Walk Time (s)	10.0	10.0		10.0	10.0		10.0	10.0	10.0	10.0	10.0	
Flash Dont Walk (s)	15.0	15.0		15.0	15.0		19.0	19.0	19.0	19.0	19.0	
Pedestrian Calls (#/hr)	13	13		13	13		17	17	17	17	17	
Act Effct Green (s)	68.9	68.9		68.9	68.9		19.4	19.4	19.4	19.4	19.4	
Actuated g/C Ratio	0.69	0.69		0.69	0.69		0.19	0.19	0.19	0.19	0.19	
v/c Ratio	0.36	0.40		0.26	0.48		0.34	0.54	0.30	0.22	0.38	

Lane Group	EBL	EBT	EBR	WBL	WBT	WBR	NBL	NBT	NBR	SBL	SBT	SBR
Control Delay	8.6	4.6		3.4	3.1		36.3	40.4	9.2	33.1	22.2	
Queue Delay	0.0	0.0		0.0	0.0		0.0	0.0	0.0	0.0	0.0	
Total Delay	8.6	4.6		3.4	3.1		36.3	40.4	9.2	33.1	22.2	
LOS	A	A		A	A		D	D	A	C	C	
Approach Delay		4.9			3.1			31.6			25.0	
Approach LOS		A			A			C			C	
Queue Length 50th (m)	2.4	12.3		0.7	4.0		13.4	35.5	0.4	7.6	12.8	
Queue Length 95th (m)	m6.4	m19.2		m1.5	13.6		23.2	49.2	11.8	15.2	25.4	
Internal Link Dist (m)		376.2			325.0			175.0			195.6	
Turn Bay Length (m)	50.0			45.0			20.0		20.0			
Base Capacity (vph)	243	2138		345	2232		323	525	406	292	456	
Starvation Cap Reductn	0	0		0	0		0	0	0	0	0	
Spillback Cap Reductn	0	0		0	0		0	0	0	0	0	
Storage Cap Reductn	0	0		0	0		0	0	0	0	0	
Reduced v/c Ratio	0.36	0.40		0.26	0.48		0.22	0.35	0.21	0.14	0.26	

Intersection Summary			
Area Type:	Other		
Cycle Length: 100			
Actuated Cycle Length: 100			
Offset: 46 (46%), Referenced to phase 2:EBWB and 6:, Start of Green			
Natural Cycle: 75			
Control Type: Actuated-Coordinated			
Maximum v/c Ratio: 0.54			
Intersection Signal Delay: 8.8		Intersection LOS: A	
Intersection Capacity Utilization 89.8%		ICU Level of Service E	
Analysis Period (min) 15			
m Volume for 95th percentile queue is metered by upstream signal.			

Splits and Phases: 160: Nebo Rd. & Rymal Rd.



Lane Group	EBL	EBT	EBR	WBL	WBT	WBR	NBL	NBT	NBR	SBL	SBT	SBR
Lane Configurations												
Traffic Volume (vph)	191	414	28	46	706	371	32	232	25	93	162	297
Future Volume (vph)	191	414	28	46	706	371	32	232	25	93	162	297
Ideal Flow (vphpl)	1900	1900	1900	1900	1900	1900	1900	1900	1900	1900	1900	1900
Storage Length (m)	50.0		150.0	60.0		60.0	85.0		0.0	30.0		0.0
Storage Lanes	1		0	1		1	1		0	1		0
Taper Length (m)	7.5			7.5			55.0			7.5		
Lane Util. Factor	1.00	0.95	0.95	1.00	*0.65	1.00	1.00	0.95	0.95	1.00	0.95	0.95
Ped Bike Factor							1.00				0.99	
Frt		0.991				0.850		0.985			0.903	
Flt Protected	0.950			0.950			0.950			0.950		
Satd. Flow (prot)	1626	3314	0	1421	2266	1509	1805	2990	0	1480	2696	0
Flt Permitted	0.119			0.470			0.451			0.435		
Satd. Flow (perm)	204	3314	0	703	2266	1509	853	2990	0	677	2696	0
Right Turn on Red			Yes			Yes			Yes			Yes
Satd. Flow (RTOR)		9				333		12			245	
Link Speed (k/h)		50			50			50			50	
Link Distance (m)		106.4			328.2			269.5			224.1	
Travel Time (s)		7.7			23.6			19.4			16.1	
Confl. Peds. (#/hr)							3					3
Peak Hour Factor	0.89	0.89	0.89	0.89	0.89	0.89	0.89	0.89	0.89	0.89	0.89	0.89
Heavy Vehicles (%)	11%	8%	7%	27%	9%	7%	0%	17%	37%	22%	9%	25%
Adj. Flow (vph)	215	465	31	52	793	417	36	261	28	104	182	334
Shared Lane Traffic (%)												
Lane Group Flow (vph)	215	496	0	52	793	417	36	289	0	104	516	0
Turn Type	pm+pt	NA		Perm	NA	Perm	Perm	NA		pm+pt	NA	
Protected Phases	5	2			6			4		3	8	
Permitted Phases	2			6		6	4			8		
Detector Phase	5	2		6	6	6	4	4		3	8	
Switch Phase												
Minimum Initial (s)	5.0	20.0		20.0	20.0	20.0	10.0	10.0		5.0	10.0	
Minimum Split (s)	8.0	36.3		36.3	36.3	36.3	37.6	37.6		8.0	27.6	
Total Split (s)	11.0	54.4		43.4	43.4	43.4	37.6	37.6		8.0	45.6	
Total Split (%)	11.0%	54.4%		43.4%	43.4%	43.4%	37.6%	37.6%		8.0%	45.6%	
Maximum Green (s)	8.0	48.1		37.1	37.1	37.1	31.0	31.0		5.0	39.0	
Yellow Time (s)	3.0	3.7		3.7	3.7	3.7	3.3	3.3		3.0	3.3	
All-Red Time (s)	0.0	2.6		2.6	2.6	2.6	3.3	3.3		0.0	3.3	
Lost Time Adjust (s)	0.0	0.0		0.0	0.0	0.0	0.0	0.0		0.0	0.0	
Total Lost Time (s)	3.0	6.3		6.3	6.3	6.3	6.6	6.6		3.0	6.6	
Lead/Lag	Lead			Lag	Lag	Lag	Lag	Lag		Lead		
Lead-Lag Optimize?	Yes			Yes	Yes	Yes	Yes	Yes		Yes		
Vehicle Extension (s)	3.0	3.0		3.0	3.0	3.0	3.0	3.0		3.0	3.0	
Recall Mode	None	C-Max		C-Max	C-Max	C-Max	None	None		None	None	
Walk Time (s)		12.0		12.0	12.0	12.0	10.0	10.0			10.0	
Flash Dont Walk (s)		18.0		18.0	18.0	18.0	21.0	21.0			1.0	
Pedestrian Calls (#/hr)		0		0	0	0	0	0			3	
Act Effct Green (s)	69.4	66.1		45.8	45.8	45.8	14.6	14.6		24.6	21.0	
Actuated g/C Ratio	0.69	0.66		0.46	0.46	0.46	0.15	0.15		0.25	0.21	
v/c Ratio	0.56	0.23		0.16	0.76	0.48	0.29	0.65		0.50	0.68	

Lane Group	EBL	EBT	EBR	WBL	WBT	WBR	NBL	NBT	NBR	SBL	SBT	SBR
Control Delay	21.3	4.9		20.7	30.7	6.9	42.9	45.0		38.0	22.6	
Queue Delay	0.0	0.0		0.0	0.0	0.0	0.0	0.0		0.0	0.0	
Total Delay	21.3	4.9		20.7	30.7	6.9	42.9	45.0		38.0	22.6	
LOS	C	A		C	C	A	D	D		D	C	
Approach Delay		9.9			22.4			44.8			25.2	
Approach LOS		A			C			D			C	
Queue Length 50th (m)	13.9	6.2		6.1	101.8	9.7	6.6	28.4		16.9	25.8	
Queue Length 95th (m)	32.9	16.9		16.3	#174.9	36.5	15.7	40.0		29.2	40.6	
Internal Link Dist (m)		82.4			304.2			245.5			200.1	
Turn Bay Length (m)	50.0			60.0		60.0	85.0			30.0		
Base Capacity (vph)	387	2192		321	1037	871	264	935		206	1200	
Starvation Cap Reductn	0	0		0	0	0	0	0		0	0	
Spillback Cap Reductn	0	0		0	0	0	0	0		0	0	
Storage Cap Reductn	0	0		0	0	0	0	0		0	0	
Reduced v/c Ratio	0.56	0.23		0.16	0.76	0.48	0.14	0.31		0.50	0.43	

Intersection Summary			
Area Type:	Other		
Cycle Length: 100			
Actuated Cycle Length: 100			
Offset: 0 (0%), Referenced to phase 2:EBTL and 6:WBTL, Start of Green			
Natural Cycle: 90			
Control Type: Actuated-Coordinated			
Maximum v/c Ratio: 0.76			
Intersection Signal Delay: 22.4		Intersection LOS: C	
Intersection Capacity Utilization 77.4%		ICU Level of Service D	
Analysis Period (min) 15			
* User Entered Value			
# 95th percentile volume exceeds capacity, queue may be longer.			
Queue shown is maximum after two cycles.			

Splits and Phases: 170: Dartnall Rd. & Rymal Rd.

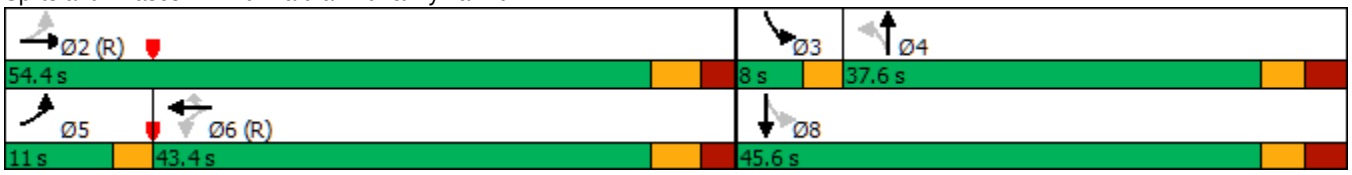



Lane Group	EBL	EBT	EBR	WBL	WBT	WBR	NBL	NBT	NBR	SBL	SBT	SBR
Lane Configurations												
Traffic Volume (vph)	25	1062	43	82	1105	10	11	0	56	5	0	20
Future Volume (vph)	25	1062	43	82	1105	10	11	0	56	5	0	20
Ideal Flow (vphpl)	1900	1900	1900	1900	1900	1900	1900	1900	1900	1900	1900	1900
Storage Length (m)	40.0		0.0	40.0		0.0	0.0		0.0	0.0		0.0
Storage Lanes	1		0	1		0	0		0	0		0
Taper Length (m)	7.5			7.5			7.5			7.5		
Lane Util. Factor	1.00	0.95	0.95	1.00	0.95	0.95	1.00	1.00	1.00	1.00	1.00	1.00
Ped Bike Factor		1.00		1.00								
Frt		0.994			0.999			0.887			0.890	
Flt Protected	0.950			0.950				0.992			0.991	
Satd. Flow (prot)	1805	3585	0	1770	3499	0	0	1555	0	0	1636	0
Flt Permitted	0.221			0.224				0.935			0.948	
Satd. Flow (perm)	420	3585	0	417	3499	0	0	1466	0	0	1565	0
Right Turn on Red			Yes			Yes			Yes			Yes
Satd. Flow (RTOR)		8			2			60			28	
Link Speed (k/h)		50			50			50			50	
Link Distance (m)		170.2			375.5			112.3			153.5	
Travel Time (s)		12.3			27.0			8.1			11.1	
Confl. Peds. (#/hr)			4	4								
Peak Hour Factor	0.93	0.93	0.93	0.93	0.93	0.93	0.93	0.93	0.93	0.93	0.93	0.93
Heavy Vehicles (%)	0%	0%	0%	2%	3%	11%	0%	0%	9%	0%	4%	3%
Adj. Flow (vph)	27	1142	46	88	1188	11	12	0	60	5	0	22
Shared Lane Traffic (%)												
Lane Group Flow (vph)	27	1188	0	88	1199	0	0	72	0	0	27	0
Turn Type	Perm	NA		Perm	NA		Perm	NA		Perm	NA	
Protected Phases		2			6			8			4	
Permitted Phases	2			6			8			4		
Detector Phase	2	2		6	6		8	8		4	4	
Switch Phase												
Minimum Initial (s)	30.0	30.0		30.0	30.0		10.0	10.0		10.0	10.0	
Minimum Split (s)	35.6	35.6		35.6	35.6		29.7	29.7		29.7	29.7	
Total Split (s)	70.0	70.0		70.0	70.0		30.0	30.0		30.0	30.0	
Total Split (%)	70.0%	70.0%		70.0%	70.0%		30.0%	30.0%		30.0%	30.0%	
Maximum Green (s)	64.4	64.4		64.4	64.4		24.3	24.3		24.3	24.3	
Yellow Time (s)	3.7	3.7		3.7	3.7		3.3	3.3		3.3	3.3	
All-Red Time (s)	1.9	1.9		1.9	1.9		2.4	2.4		2.4	2.4	
Lost Time Adjust (s)	0.0	0.0		0.0	0.0			0.0			0.0	
Total Lost Time (s)	5.6	5.6		5.6	5.6			5.7			5.7	
Lead/Lag												
Lead-Lag Optimize?												
Vehicle Extension (s)	3.0	3.0		3.0	3.0		3.0	3.0		3.0	3.0	
Recall Mode	C-Max	C-Max		C-Max	C-Max		None	None		None	None	
Walk Time (s)	21.0	21.0		21.0	21.0		7.0	7.0		7.0	7.0	
Flash Dont Walk (s)	9.0	9.0		9.0	9.0		17.0	17.0		17.0	17.0	
Pedestrian Calls (#/hr)	3	3		0	0		0	0		0	0	
Act Effct Green (s)	82.8	82.8		82.8	82.8			10.1			10.1	
Actuated g/C Ratio	0.83	0.83		0.83	0.83			0.10			0.10	
v/c Ratio	0.08	0.40		0.26	0.41			0.36			0.15	

Lane Group	EBL	EBT	EBR	WBL	WBT	WBR	NBL	NBT	NBR	SBL	SBT	SBR
Control Delay	3.1	3.4		3.5	2.1			19.8			16.6	
Queue Delay	0.0	0.0		0.0	0.0			0.0			0.0	
Total Delay	3.1	3.4		3.5	2.1			19.8			16.6	
LOS	A	A		A	A			B			B	
Approach Delay		3.4			2.2			19.8			16.6	
Approach LOS		A			A			B			B	
Queue Length 50th (m)	1.0	31.5		2.2	15.9			2.3			0.0	
Queue Length 95th (m)	3.0	41.2		m5.2	23.8			15.7			8.0	
Internal Link Dist (m)		146.2			351.5			88.3			129.5	
Turn Bay Length (m)	40.0			40.0								
Base Capacity (vph)	348	2971		345	2899			401			401	
Starvation Cap Reductn	0	0		0	0			0			0	
Spillback Cap Reductn	0	0		0	0			0			0	
Storage Cap Reductn	0	0		0	0			0			0	
Reduced v/c Ratio	0.08	0.40		0.26	0.41			0.18			0.07	

Intersection Summary			
Area Type:	Other		
Cycle Length: 100			
Actuated Cycle Length: 100			
Offset: 16 (16%), Referenced to phase 2:EBTL and 6:WBTL, Start of Green			
Natural Cycle: 70			
Control Type: Actuated-Coordinated			
Maximum v/c Ratio: 0.41			
Intersection Signal Delay: 3.4		Intersection LOS: A	
Intersection Capacity Utilization 78.3%		ICU Level of Service D	
Analysis Period (min) 15			
m Volume for 95th percentile queue is metered by upstream signal.			

Splits and Phases: 101: Springside Dr./Atessa Dr. & Rymal Rd.





Lane Group	EBL	EBT	EBR	WBL	WBT	WBR	NBL	NBT	NBR	SBL	SBT	SBR
Lane Configurations												
Traffic Volume (vph)	169	900	31	69	897	113	25	44	56	147	75	275
Future Volume (vph)	169	900	31	69	897	113	25	44	56	147	75	275
Ideal Flow (vphpl)	1900	1900	1900	1900	1900	1900	1900	1900	1900	1900	1900	1900
Storage Length (m)	50.0		10.0	40.0		0.0	15.0		0.0	35.0		0.0
Storage Lanes	1		0	1		0	1		0	1		0
Taper Length (m)	7.5			7.5			7.5			7.5		
Lane Util. Factor	1.00	0.95	0.95	1.00	0.95	0.95	1.00	1.00	1.00	1.00	1.00	1.00
Ped Bike Factor	1.00	1.00		1.00	1.00		1.00	0.99		0.99	0.99	
Frt		0.995			0.983			0.916			0.882	
Flt Protected	0.950			0.950			0.950			0.950		
Satd. Flow (prot)	1752	3521	0	1805	3424	0	1703	1723	0	1805	1600	0
Flt Permitted	0.197			0.295			0.190			0.690		
Satd. Flow (perm)	363	3521	0	560	3424	0	340	1723	0	1304	1600	0
Right Turn on Red			Yes			Yes			Yes			Yes
Satd. Flow (RTOR)		5			17			58			200	
Link Speed (k/h)		50			50			50			50	
Link Distance (m)		375.5			185.6			230.2			240.7	
Travel Time (s)		27.0			13.4			16.6			17.3	
Confl. Peds. (#/hr)	3		2	2		3	5		7	7		5
Peak Hour Factor	0.96	0.96	0.96	0.96	0.96	0.96	0.96	0.96	0.96	0.96	0.96	0.96
Heavy Vehicles (%)	3%	2%	0%	0%	3%	6%	6%	0%	0%	0%	1%	4%
Adj. Flow (vph)	176	938	32	72	934	118	26	46	58	153	78	286
Shared Lane Traffic (%)												
Lane Group Flow (vph)	176	970	0	72	1052	0	26	104	0	153	364	0
Turn Type	pm+pt	NA		Perm	NA		Perm	NA		Perm	NA	
Protected Phases	5	2			6			4			8	
Permitted Phases	2			6			4			8		
Detector Phase	5	2		6	6		4	4		8	8	
Switch Phase												
Minimum Initial (s)	5.0	30.0		30.0	30.0		10.0	10.0		10.0	10.0	
Minimum Split (s)	9.5	36.0		36.0	36.0		39.1	39.1		39.1	39.1	
Total Split (s)	10.0	60.0		50.0	50.0		40.0	40.0		40.0	40.0	
Total Split (%)	10.0%	60.0%		50.0%	50.0%		40.0%	40.0%		40.0%	40.0%	
Maximum Green (s)	7.0	54.0		44.0	44.0		33.9	33.9		33.9	33.9	
Yellow Time (s)	3.0	3.7		3.7	3.7		3.3	3.3		3.3	3.3	
All-Red Time (s)	0.0	2.3		2.3	2.3		2.8	2.8		2.8	2.8	
Lost Time Adjust (s)	0.0	0.0		0.0	0.0		0.0	0.0		0.0	0.0	
Total Lost Time (s)	3.0	6.0		6.0	6.0		6.1	6.1		6.1	6.1	
Lead/Lag	Lead			Lag	Lag							
Lead-Lag Optimize?	Yes			Yes	Yes							
Vehicle Extension (s)	2.0	0.2		0.2	0.2		5.0	5.0		5.0	5.0	
Recall Mode	None	C-Max		C-Max	C-Max		Min	Min		Min	Min	
Walk Time (s)		10.0		10.0	10.0		10.0	10.0		10.0	10.0	
Flash Dont Walk (s)		17.0		17.0	17.0		23.0	23.0		23.0	23.0	
Pedestrian Calls (#/hr)		2		3	3		5	5		7	7	
Act Effct Green (s)	69.9	66.9		56.3	56.3		21.0	21.0		21.0	21.0	
Actuated g/C Ratio	0.70	0.67		0.56	0.56		0.21	0.21		0.21	0.21	
v/c Ratio	0.49	0.41		0.23	0.54		0.37	0.26		0.56	0.74	

Lane Group	EBL	EBT	EBR	WBL	WBT	WBR	NBL	NBT	NBR	SBL	SBT	SBR
Control Delay	15.5	9.1		8.2	7.2		45.0	15.6		41.5	24.4	
Queue Delay	0.0	0.0		0.0	0.0		0.0	0.0		0.0	0.0	
Total Delay	15.5	9.1		8.2	7.2		45.0	15.6		41.5	24.4	
LOS	B	A		A	A		D	B		D	C	
Approach Delay		10.1			7.2			21.5			29.5	
Approach LOS		B			A			C			C	
Queue Length 50th (m)	10.0	39.9		2.6	19.5		4.7	7.8		28.6	31.7	
Queue Length 95th (m)	34.4	74.9		6.7	68.8		11.5	18.6		41.5	54.6	
Internal Link Dist (m)		351.5			161.6			206.2			216.7	
Turn Bay Length (m)	50.0			40.0			15.0			35.0		
Base Capacity (vph)	363	2357		315	1934		115	622		442	674	
Starvation Cap Reductn	0	0		0	0		0	0		0	0	
Spillback Cap Reductn	0	0		0	0		0	0		0	0	
Storage Cap Reductn	0	0		0	0		0	0		0	0	
Reduced v/c Ratio	0.48	0.41		0.23	0.54		0.23	0.17		0.35	0.54	

Intersection Summary			
Area Type:	Other		
Cycle Length: 100			
Actuated Cycle Length: 100			
Offset: 0 (0%), Referenced to phase 2:EBTL and 6:WBTL, Start of Green			
Natural Cycle: 85			
Control Type: Actuated-Coordinated			
Maximum v/c Ratio: 0.74			
Intersection Signal Delay: 12.9		Intersection LOS: B	
Intersection Capacity Utilization 88.2%		ICU Level of Service E	
Analysis Period (min) 15			

Splits and Phases: 110: Upper Wellington St. & Rymal Rd.

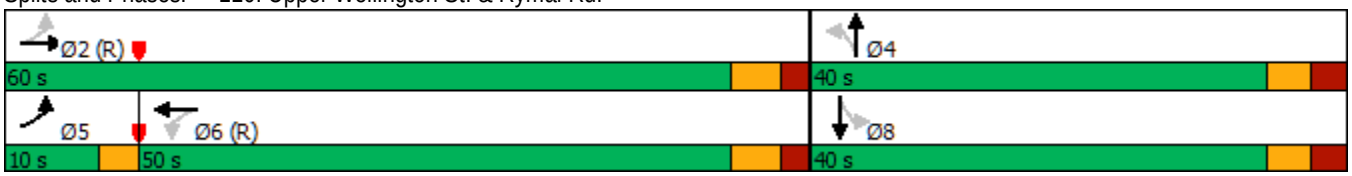

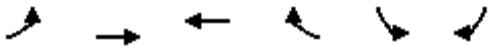

Movement	EBL	EBT	WBT	WBR	SBL	SBR
Lane Configurations						
Traffic Volume (veh/h)	5	1105	1073	15	5	10
Future Volume (Veh/h)	5	1105	1073	15	5	10
Sign Control		Free	Free		Stop	
Grade		0%	0%		0%	
Peak Hour Factor	0.95	0.95	0.95	0.95	0.95	0.95
Hourly flow rate (vph)	5	1163	1129	16	5	11
Pedestrians					6	
Lane Width (m)					3.6	
Walking Speed (m/s)					1.2	
Percent Blockage					1	
Right turn flare (veh)						2
Median type		None	None			
Median storage veh)						
Upstream signal (m)		186	187			
pX, platoon unblocked	0.88				0.94	0.88
vC, conflicting volume	1151				1734	578
vC1, stage 1 conf vol						
vC2, stage 2 conf vol						
vCu, unblocked vol	887				1065	233
tC, single (s)	4.1				6.8	6.9
tC, 2 stage (s)						
tF (s)	2.2				3.5	3.3
p0 queue free %	99				98	98
cM capacity (veh/h)	672				204	675

Direction, Lane #	EB 1	EB 2	EB 3	WB 1	WB 2	SB 1
Volume Total	5	582	582	753	392	16
Volume Left	5	0	0	0	0	5
Volume Right	0	0	0	0	16	11
cSH	672	1700	1700	1700	1700	654
Volume to Capacity	0.01	0.34	0.34	0.44	0.23	0.02
Queue Length 95th (m)	0.2	0.0	0.0	0.0	0.0	0.6
Control Delay (s)	10.4	0.0	0.0	0.0	0.0	14.4
Lane LOS	B					B
Approach Delay (s)	0.0			0.0		14.4
Approach LOS						B

Intersection Summary			
Average Delay	0.1		
Intersection Capacity Utilization	40.5%	ICU Level of Service	A
Analysis Period (min)	15		

Lane Group	EBT	EBR	WBL	WBT	NBL	NBR
Lane Configurations						
Traffic Volume (vph)	1030	75	95	993	90	115
Future Volume (vph)	1030	75	95	993	90	115
Ideal Flow (vphpl)	1900	1900	1900	1900	1900	1900
Storage Length (m)		55.0	35.0		0.0	0.0
Storage Lanes		0	1		1	1
Taper Length (m)			65.0		7.5	
Lane Util. Factor	0.95	0.95	1.00	0.95	1.00	1.00
Ped Bike Factor	1.00		1.00		0.99	0.96
Frt	0.990					0.850
Flt Protected			0.950		0.950	
Satd. Flow (prot)	3568	0	1805	3505	1787	1615
Flt Permitted			0.187		0.950	
Satd. Flow (perm)	3568	0	355	3505	1769	1554
Right Turn on Red		Yes				Yes
Satd. Flow (RTOR)	11					116
Link Speed (k/h)	50			50	50	
Link Distance (m)	186.7			157.7	124.6	
Travel Time (s)	13.4			11.4	9.0	
Confl. Peds. (#/hr)		2	2		9	23
Peak Hour Factor	0.99	0.99	0.99	0.99	0.99	0.99
Heavy Vehicles (%)	0%	0%	0%	3%	1%	0%
Adj. Flow (vph)	1040	76	96	1003	91	116
Shared Lane Traffic (%)						
Lane Group Flow (vph)	1116	0	96	1003	91	116
Turn Type	NA		pm+pt	NA	Prot	Perm
Protected Phases	2		1	6	4	
Permitted Phases			6			4
Detector Phase	2		1	6	4	4
Switch Phase						
Minimum Initial (s)	30.0		5.0	30.0	10.0	10.0
Minimum Split (s)	35.6		8.0	35.6	31.8	31.8
Total Split (s)	57.0		11.0	68.0	32.0	32.0
Total Split (%)	57.0%		11.0%	68.0%	32.0%	32.0%
Maximum Green (s)	51.4		8.0	62.4	26.2	26.2
Yellow Time (s)	3.7		3.0	3.7	3.3	3.3
All-Red Time (s)	1.9		0.0	1.9	2.5	2.5
Lost Time Adjust (s)	0.0		0.0	0.0	0.0	0.0
Total Lost Time (s)	5.6		3.0	5.6	5.8	5.8
Lead/Lag	Lag		Lead			
Lead-Lag Optimize?	Yes		Yes			
Vehicle Extension (s)	3.0		3.0	3.0	3.0	3.0
Recall Mode	C-Max		None	C-Max	None	None
Walk Time (s)	17.0				7.0	7.0
Flash Dont Walk (s)	13.0				19.0	19.0
Pedestrian Calls (#/hr)	2				32	32
Act Effct Green (s)	60.6		71.6	69.0	19.6	19.6
Actuated g/C Ratio	0.61		0.72	0.69	0.20	0.20
v/c Ratio	0.51		0.27	0.41	0.26	0.29

Lane Group	EBT	EBR	WBL	WBT	NBL	NBR
Control Delay	9.8		2.7	2.0	33.5	7.7
Queue Delay	0.0		0.0	0.0	0.0	0.0
Total Delay	9.8		2.7	2.0	33.5	7.7
LOS	A		A	A	C	A
Approach Delay	9.8			2.0	19.0	
Approach LOS	A			A	B	
Queue Length 50th (m)	60.5		1.5	9.2	14.5	0.0
Queue Length 95th (m)	77.0		m1.9	9.8	27.9	13.4
Internal Link Dist (m)	162.7			133.7	100.6	
Turn Bay Length (m)			35.0			
Base Capacity (vph)	2167		371	2418	468	492
Starvation Cap Reductn	0		0	0	0	0
Spillback Cap Reductn	0		0	0	0	0
Storage Cap Reductn	0		0	0	0	0
Reduced v/c Ratio	0.51		0.26	0.41	0.19	0.24

Intersection Summary			
Area Type:	Other		
Cycle Length: 100			
Actuated Cycle Length: 100			
Offset: 84 (84%), Referenced to phase 2:EBT and 6:WBTL, Start of Green			
Natural Cycle: 80			
Control Type: Actuated-Coordinated			
Maximum v/c Ratio: 0.51			
Intersection Signal Delay: 7.1		Intersection LOS: A	
Intersection Capacity Utilization 64.4%		ICU Level of Service C	
Analysis Period (min) 15			
m Volume for 95th percentile queue is metered by upstream signal.			

Splits and Phases: 112: Turner Park Library & Rymal Rd.



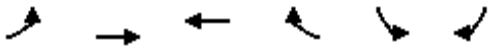

Movement	EBL	EBT	WBT	WBR	SBL	SBR
Lane Configurations						
Traffic Volume (veh/h)	35	1115	1067	35	10	25
Future Volume (Veh/h)	35	1115	1067	35	10	25
Sign Control		Free	Free		Stop	
Grade		0%	0%		0%	
Peak Hour Factor	0.98	0.98	0.98	0.98	0.98	0.98
Hourly flow rate (vph)	36	1138	1089	36	10	26
Pedestrians		4	7		3	
Lane Width (m)		3.6	3.6		3.6	
Walking Speed (m/s)		1.2	1.2		1.2	
Percent Blockage		0	1		0	
Right turn flare (veh)						
Median type		None	None			
Median storage veh)						
Upstream signal (m)		158	345			
pX, platoon unblocked	0.79				0.88	0.79
vC, conflicting volume	1128				1758	570
vC1, stage 1 conf vol						
vC2, stage 2 conf vol						
vCu, unblocked vol	632				684	0
tC, single (s)	4.1				6.8	6.9
tC, 2 stage (s)						
tF (s)	2.2				3.5	3.3
p0 queue free %	95				97	97
cM capacity (veh/h)	757				321	857

Direction, Lane #	EB 1	EB 2	EB 3	WB 1	WB 2	SB 1	SB 2
Volume Total	36	569	569	726	399	10	26
Volume Left	36	0	0	0	0	10	0
Volume Right	0	0	0	0	36	0	26
cSH	757	1700	1700	1700	1700	321	857
Volume to Capacity	0.05	0.33	0.33	0.43	0.23	0.03	0.03
Queue Length 95th (m)	1.2	0.0	0.0	0.0	0.0	0.8	0.8
Control Delay (s)	10.0	0.0	0.0	0.0	0.0	16.6	9.3
Lane LOS	A					C	A
Approach Delay (s)	0.3			0.0		11.3	
Approach LOS						B	

Intersection Summary			
Average Delay	0.3		
Intersection Capacity Utilization	42.1%	ICU Level of Service	A
Analysis Period (min)	15		

Lane Group	EBL	EBT	EBR	WBL	WBT	WBR	NBL	NBT	NBR	SBL	SBT	SBR
Lane Configurations												
Traffic Volume (vph)	269	828	25	44	885	173	31	81	44	201	62	210
Future Volume (vph)	269	828	25	44	885	173	31	81	44	201	62	210
Ideal Flow (vphpl)	1900	1900	1900	1900	1900	1900	1900	1900	1900	1900	1900	1900
Storage Length (m)	80.0		15.0	50.0		120.0	30.0		0.0	55.0		0.0
Storage Lanes	1		0	1		0	1		0	1		1
Taper Length (m)	7.5			20.0			35.0			7.5		
Lane Util. Factor	1.00	0.95	0.95	1.00	0.95	0.95	1.00	1.00	1.00	1.00	1.00	1.00
Ped Bike Factor	1.00	1.00		1.00	0.99		0.98	0.99		0.99		0.96
Frt		0.996			0.975			0.947				0.850
Flt Protected	0.950			0.950			0.950			0.950		
Satd. Flow (prot)	1641	3326	0	1626	3160	0	1597	1667	0	1687	1712	1538
Flt Permitted	0.135			0.317			0.715			0.673		
Satd. Flow (perm)	232	3326	0	540	3160	0	1176	1667	0	1185	1712	1483
Right Turn on Red			Yes			Yes			Yes			Yes
Satd. Flow (RTOR)		5			30			29				194
Link Speed (k/h)		50			50			50			50	
Link Distance (m)		344.6			378.8			243.5			277.8	
Travel Time (s)		24.8			27.3			17.5			20.0	
Confl. Peds. (#/hr)	38		7	7		38	25		10	10		25
Peak Hour Factor	0.95	0.95	0.95	0.95	0.95	0.95	0.95	0.95	0.95	0.95	0.95	0.95
Heavy Vehicles (%)	10%	8%	8%	11%	11%	8%	13%	5%	11%	7%	11%	5%
Adj. Flow (vph)	283	872	26	46	932	182	33	85	46	212	65	221
Shared Lane Traffic (%)												
Lane Group Flow (vph)	283	898	0	46	1114	0	33	131	0	212	65	221
Turn Type	pm+pt	NA		Perm	NA		Perm	NA		Perm	NA	Perm
Protected Phases	1	6			2			4			4	
Permitted Phases	6			2			4			4		4
Detector Phase	1	6		2	2		4	4		4	4	4
Switch Phase												
Minimum Initial (s)	5.0	1.0		30.0	30.0		10.0	10.0		10.0	10.0	10.0
Minimum Split (s)	9.5	31.3		37.3	37.3		37.3	37.3		37.3	37.3	37.3
Total Split (s)	10.0	62.0		52.0	52.0		38.0	38.0		38.0	38.0	38.0
Total Split (%)	10.0%	62.0%		52.0%	52.0%		38.0%	38.0%		38.0%	38.0%	38.0%
Maximum Green (s)	7.0	55.7		45.7	45.7		31.7	31.7		31.7	31.7	31.7
Yellow Time (s)	3.0	3.7		3.7	3.7		3.3	3.3		3.3	3.3	3.3
All-Red Time (s)	0.0	2.6		2.6	2.6		3.0	3.0		3.0	3.0	3.0
Lost Time Adjust (s)	0.0	0.0		0.0	0.0		0.0	0.0		0.0	0.0	0.0
Total Lost Time (s)	3.0	6.3		6.3	6.3		6.3	6.3		6.3	6.3	6.3
Lead/Lag	Lead			Lag	Lag							
Lead-Lag Optimize?	Yes			Yes	Yes							
Vehicle Extension (s)	3.0	3.0		3.0	3.0		3.0	3.0		3.0	3.0	3.0
Recall Mode	None	C-Max		C-Max	C-Max		None	None		None	None	None
Walk Time (s)		12.0		12.0	12.0		12.0	12.0		12.0	12.0	12.0
Flash Dont Walk (s)		13.0		19.0	19.0		19.0	19.0		19.0	19.0	19.0
Pedestrian Calls (#/hr)		7		38	38		35	35		35	35	35
Act Effct Green (s)	65.3	62.0		45.7	45.7		25.4	25.4		25.4	25.4	25.4
Actuated g/C Ratio	0.65	0.62		0.46	0.46		0.25	0.25		0.25	0.25	0.25
v/c Ratio	0.83	0.44		0.19	0.76		0.11	0.30		0.71	0.15	0.42

Lane Group	EBL	EBT	EBR	WBL	WBT	WBR	NBL	NBT	NBR	SBL	SBT	SBR
Control Delay	41.6	4.6		11.5	12.4		26.3	23.0		45.9	26.9	8.1
Queue Delay	0.0	0.0		0.0	0.0		0.0	0.0		0.0	0.0	0.0
Total Delay	41.6	4.6		11.5	12.4		26.3	23.0		45.9	26.9	8.1
LOS	D	A		B	B		C	C		D	C	A
Approach Delay		13.5			12.4			23.6			26.7	
Approach LOS		B			B			C			C	
Queue Length 50th (m)	~21.9	26.0		1.9	23.2		4.8	15.2		36.2	9.5	3.9
Queue Length 95th (m)	#84.6	23.7		m4.6	46.6		12.1	30.1		60.7	19.6	21.1
Internal Link Dist (m)		320.6			354.8			219.5			253.8	
Turn Bay Length (m)	80.0			50.0			30.0			55.0		
Base Capacity (vph)	339	2064		246	1460		372	548		375	542	602
Starvation Cap Reductn	0	0		0	0		0	0		0	0	0
Spillback Cap Reductn	0	0		0	0		0	0		0	0	0
Storage Cap Reductn	0	0		0	0		0	0		0	0	0
Reduced v/c Ratio	0.83	0.44		0.19	0.76		0.09	0.24		0.57	0.12	0.37

Intersection Summary			
Area Type:	Other		
Cycle Length: 100			
Actuated Cycle Length: 100			
Offset: 36 (36%), Referenced to phase 2:WBTL and 6:EBTL, Start of Green			
Natural Cycle: 85			
Control Type: Actuated-Coordinated			
Maximum v/c Ratio: 0.83			
Intersection Signal Delay: 15.8		Intersection LOS: B	
Intersection Capacity Utilization 96.3%		ICU Level of Service F	
Analysis Period (min) 15			
~ Volume exceeds capacity, queue is theoretically infinite.			
Queue shown is maximum after two cycles.			
# 95th percentile volume exceeds capacity, queue may be longer.			
Queue shown is maximum after two cycles.			
m Volume for 95th percentile queue is metered by upstream signal.			

Splits and Phases: 120: Upper Wentworth St. & Rymal Rd.

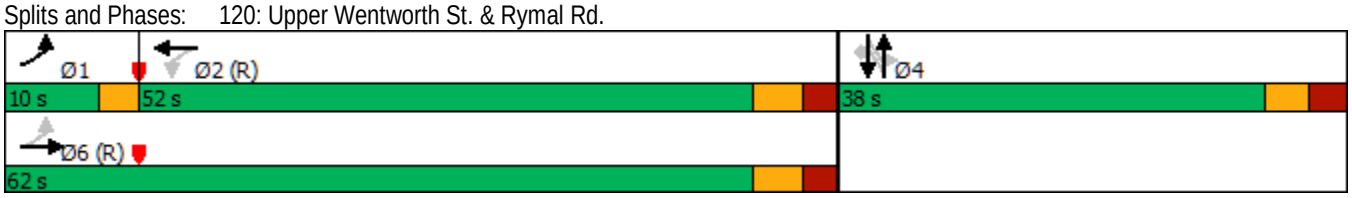

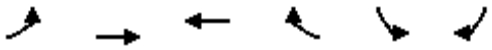

Movement	EBL	EBT	WBT	WBR	SBL	SBR
Lane Configurations						
Traffic Volume (veh/h)	15	1061	1112	50	50	10
Future Volume (Veh/h)	15	1061	1112	50	50	10
Sign Control		Free	Free		Stop	
Grade		0%	0%		0%	
Peak Hour Factor	0.99	0.99	0.99	0.99	0.99	0.99
Hourly flow rate (vph)	15	1072	1123	51	51	10
Pedestrians					22	
Lane Width (m)					3.6	
Walking Speed (m/s)					1.2	
Percent Blockage					2	
Right turn flare (veh)						
Median type		None	None			
Median storage veh)						
Upstream signal (m)		379				
pX, platoon unblocked					0.91	
vC, conflicting volume	1196				1736	609
vC1, stage 1 conf vol						
vC2, stage 2 conf vol						
vCu, unblocked vol	1196				1610	609
tC, single (s)	4.1				6.8	6.9
tC, 2 stage (s)						
tF (s)	2.2				3.5	3.3
p0 queue free %	97				40	98
cM capacity (veh/h)	580				85	435

Direction, Lane #	EB 1	EB 2	EB 3	WB 1	WB 2	SB 1	SB 2
Volume Total	15	536	536	749	425	51	10
Volume Left	15	0	0	0	0	51	0
Volume Right	0	0	0	0	51	0	10
cSH	580	1700	1700	1700	1700	85	435
Volume to Capacity	0.03	0.32	0.32	0.44	0.25	0.60	0.02
Queue Length 95th (m)	0.6	0.0	0.0	0.0	0.0	22.0	0.6
Control Delay (s)	11.4	0.0	0.0	0.0	0.0	98.0	13.5
Lane LOS	B					F	B
Approach Delay (s)	0.2			0.0		84.2	
Approach LOS						F	

Intersection Summary			
Average Delay	2.3		
Intersection Capacity Utilization	42.4%	ICU Level of Service	A
Analysis Period (min)	15		



Movement	EBT	EBR	WBL	WBT	NBL	NBR
Lane Configurations						
Traffic Volume (veh/h)	1096	25	15	1175	20	15
Future Volume (Veh/h)	1096	25	15	1175	20	15
Sign Control	Free			Free	Stop	
Grade	0%			0%	0%	
Peak Hour Factor	0.94	0.94	0.94	0.94	0.94	0.94
Hourly flow rate (vph)	1166	27	16	1250	21	16
Pedestrians				2		
Lane Width (m)				3.6		
Walking Speed (m/s)				1.2		
Percent Blockage				0		
Right turn flare (veh)						2
Median type	None			None		
Median storage veh)						
Upstream signal (m)				292		
pX, platoon unblocked					0.73	
vC, conflicting volume			1193		1836	598
vC1, stage 1 conf vol						
vC2, stage 2 conf vol						
vCu, unblocked vol			1193		1405	598
tC, single (s)			4.1		6.8	6.9
tC, 2 stage (s)						
tF (s)			2.2		3.5	3.3
p0 queue free %			97		78	96
cM capacity (veh/h)			592		94	449

Direction, Lane #	EB 1	EB 2	WB 1	WB 2	WB 3	NB 1
Volume Total	777	416	16	625	625	37
Volume Left	0	0	16	0	0	21
Volume Right	0	27	0	0	0	16
cSH	1700	1700	592	1700	1700	166
Volume to Capacity	0.46	0.24	0.03	0.37	0.37	0.22
Queue Length 95th (m)	0.0	0.0	0.7	0.0	0.0	6.6
Control Delay (s)	0.0	0.0	11.2	0.0	0.0	36.3
Lane LOS			B			E
Approach Delay (s)	0.0		0.1			36.3
Approach LOS						E

Intersection Summary			
Average Delay	0.6		
Intersection Capacity Utilization	43.1%	ICU Level of Service	A
Analysis Period (min)	15		



Lane Group	EBL	EBT	EBR	WBL	WBT	WBR	NBL	NBT	NBR	SBL	SBT	SBR
Lane Configurations												
Traffic Volume (vph)	175	890	0	0	977	183	0	0	0	346	0	220
Future Volume (vph)	175	890	0	0	977	183	0	0	0	346	0	220
Ideal Flow (vphpl)	1900	1900	1900	1900	1900	1900	1900	1900	1900	1900	1900	1900
Storage Length (m)	20.0		0.0	20.0		0.0	40.0		0.0	40.0		0.0
Storage Lanes	1		0	1		0	1		0	1		0
Taper Length (m)	7.5			7.5			7.5			7.5		
Lane Util. Factor	1.00	0.95	0.95	1.00	0.95	0.95	1.00	1.00	1.00	1.00	1.00	1.00
Ped Bike Factor					0.99					1.00	0.98	
Frt					0.976						0.850	
Flt Protected	0.950									0.950		
Satd. Flow (prot)	1770	3610	0	1900	3406	0	1900	1900	0	1787	1585	0
Flt Permitted	0.095									0.757		
Satd. Flow (perm)	177	3610	0	1900	3406	0	1900	1900	0	1419	1585	0
Right Turn on Red			Yes			Yes			Yes			Yes
Satd. Flow (RTOR)					27						198	
Link Speed (k/h)		50			50			50			50	
Link Distance (m)		291.6			340.9			113.6			275.5	
Travel Time (s)		21.0			24.5			8.2			19.8	
Confl. Peds. (#/hr)	24		6	6		24	6		3	3		6
Peak Hour Factor	0.91	0.91	0.91	0.91	0.91	0.91	0.91	0.91	0.91	0.91	0.91	0.91
Heavy Vehicles (%)	2%	0%	1%	0%	2%	4%	0%	0%	0%	1%	1%	0%
Adj. Flow (vph)	192	978	0	0	1074	201	0	0	0	380	0	242
Shared Lane Traffic (%)												
Lane Group Flow (vph)	192	978	0	0	1275	0	0	0	0	380	242	0
Turn Type	pm+pt	NA		pm+pt	NA		Perm			Perm	NA	
Protected Phases	5	2		1	6			8			4	
Permitted Phases	2			6			8			4		
Detector Phase	5	2		1	6		8	8		4	4	
Switch Phase												
Minimum Initial (s)	5.0	20.0		5.0	20.0		10.0	10.0		10.0	10.0	
Minimum Split (s)	8.0	30.1		8.0	30.1		34.3	34.3		34.3	34.3	
Total Split (s)	11.0	49.0		11.0	49.0		40.0	40.0		40.0	40.0	
Total Split (%)	11.0%	49.0%		11.0%	49.0%		40.0%	40.0%		40.0%	40.0%	
Maximum Green (s)	8.0	42.9		8.0	42.9		33.7	33.7		33.7	33.7	
Yellow Time (s)	3.0	3.7		3.0	3.7		3.3	3.3		3.3	3.3	
All-Red Time (s)	0.0	2.4		0.0	2.4		3.0	3.0		3.0	3.0	
Lost Time Adjust (s)	0.0	0.0		0.0	0.0		0.0	0.0		0.0	0.0	
Total Lost Time (s)	3.0	6.1		3.0	6.1		6.3	6.3		6.3	6.3	
Lead/Lag	Lead	Lag		Lead	Lag							
Lead-Lag Optimize?	Yes	Yes		Yes	Yes							
Vehicle Extension (s)	1.0	0.2		1.0	0.2		0.2	0.2		0.2	0.2	
Recall Mode	None	C-Max		None	C-Max		None	None		None	None	
Walk Time (s)		12.0			12.0		12.0	12.0		12.0	12.0	
Flash Dont Walk (s)		12.0			12.0		16.0	16.0		16.0	16.0	
Pedestrian Calls (#/hr)		6			24		6	6		3	3	
Act Effct Green (s)	61.7	58.6			47.1					29.0	29.0	
Actuated g/C Ratio	0.62	0.59			0.47					0.29	0.29	
v/c Ratio	0.79	0.46			0.79					0.92	0.40	

Lane Group	EBL	EBT	EBR	WBL	WBT	WBR	NBL	NBT	NBR	SBL	SBT	SBR
Control Delay	49.5	6.9			17.1					63.1	8.1	
Queue Delay	0.0	0.0			0.0					0.0	0.0	
Total Delay	49.5	6.9			17.1					63.1	8.1	
LOS	D	A			B					E	A	
Approach Delay		13.9			17.1						41.7	
Approach LOS		B			B						D	
Queue Length 50th (m)	22.8	29.1			102.0					73.0	6.4	
Queue Length 95th (m)	#61.5	42.2			54.3					#117.8	24.0	
Internal Link Dist (m)		267.6			316.9			89.6			251.5	
Turn Bay Length (m)	20.0									40.0		
Base Capacity (vph)	248	2114			1618					478	665	
Starvation Cap Reductn	0	0			0					0	0	
Spillback Cap Reductn	0	0			0					0	0	
Storage Cap Reductn	0	0			0					0	0	
Reduced v/c Ratio	0.77	0.46			0.79					0.79	0.36	

Intersection Summary			
Area Type:	Other		
Cycle Length: 100			
Actuated Cycle Length: 100			
Offset: 87 (87%), Referenced to phase 2:EBTL and 6:WBTL, Start of Green			
Natural Cycle: 90			
Control Type: Actuated-Coordinated			
Maximum v/c Ratio: 0.92			
Intersection Signal Delay: 20.9		Intersection LOS: C	
Intersection Capacity Utilization 82.4%		ICU Level of Service E	
Analysis Period (min) 15			
# 95th percentile volume exceeds capacity, queue may be longer.			
Queue shown is maximum after two cycles.			

Splits and Phases: 130: Rymal Rd. & Upper Sherman Ave.





Lane Group	EBL	EBT	EBR	WBL	WBT	WBR	NBL	NBT	NBR	SBL	SBT	SBR
Lane Configurations												
Traffic Volume (vph)	15	952	214	160	993	20	130	20	180	5	20	20
Future Volume (vph)	15	952	214	160	993	20	130	20	180	5	20	20
Ideal Flow (vphpl)	1900	1900	1900	1900	1900	1900	1900	1900	1900	1900	1900	1900
Storage Length (m)	30.0		0.0	30.0		10.0	0.0		0.0	20.0		0.0
Storage Lanes	1		0	1		0	0		0	1		0
Taper Length (m)	7.5			7.5			7.5			30.0		
Lane Util. Factor	1.00	0.95	0.95	1.00	0.95	0.95	1.00	1.00	1.00	1.00	1.00	1.00
Ped Bike Factor	1.00				1.00			0.99		1.00	0.99	
Frt		0.973			0.997			0.926			0.925	
Flt Protected	0.950			0.950				0.981		0.950		
Satd. Flow (prot)	1504	3247	0	1787	3528	0	0	1671	0	1805	1688	0
Flt Permitted	0.246			0.095				0.852		0.462		
Satd. Flow (perm)	389	3247	0	179	3528	0	0	1446	0	877	1688	0
Right Turn on Red			Yes			Yes			Yes			Yes
Satd. Flow (RTOR)		34			3			66			22	
Link Speed (k/h)		50			50			50			50	
Link Distance (m)		340.9			498.9			153.4			80.6	
Travel Time (s)		24.5			35.9			11.0			5.8	
Confl. Peds. (#/hr)	5					5	9		2	2		9
Peak Hour Factor	0.89	0.89	0.89	0.89	0.89	0.89	0.89	0.89	0.89	0.89	0.89	0.89
Heavy Vehicles (%)	20%	10%	0%	1%	2%	0%	2%	10%	2%	0%	4%	2%
Adj. Flow (vph)	17	1070	240	180	1116	22	146	22	202	6	22	22
Shared Lane Traffic (%)												
Lane Group Flow (vph)	17	1310	0	180	1138	0	0	370	0	6	44	0
Turn Type	Perm	NA		pm+pt	NA		Perm	NA		Perm	NA	
Protected Phases		2		1	6			4			8	
Permitted Phases	2			6			4			8		
Detector Phase	2	2		1	6		4	4		8	8	
Switch Phase												
Minimum Initial (s)	20.0	20.0		5.0	20.0		10.0	10.0		10.0	10.0	
Minimum Split (s)	27.7	27.7		8.0	27.7		32.7	32.7		32.7	32.7	
Total Split (s)	49.0	49.0		11.0	60.0		40.0	40.0		40.0	40.0	
Total Split (%)	49.0%	49.0%		11.0%	60.0%		40.0%	40.0%		40.0%	40.0%	
Maximum Green (s)	43.3	43.3		8.0	54.3		34.3	34.3		34.3	34.3	
Yellow Time (s)	3.7	3.7		3.0	3.7		3.3	3.3		3.3	3.3	
All-Red Time (s)	2.0	2.0		0.0	2.0		2.4	2.4		2.4	2.4	
Lost Time Adjust (s)	0.0	0.0		0.0	0.0			0.0		0.0	0.0	
Total Lost Time (s)	5.7	5.7		3.0	5.7			5.7		5.7	5.7	
Lead/Lag	Lag	Lag		Lead								
Lead-Lag Optimize?	Yes	Yes		Yes								
Vehicle Extension (s)	3.0	3.0		3.0	3.0		3.0	3.0		3.0	3.0	
Recall Mode	C-Max	C-Max		None	C-Max		None	None		None	None	
Walk Time (s)	10.0	10.0			10.0		10.0	10.0		10.0	10.0	
Flash Dont Walk (s)	12.0	12.0			12.0		17.0	17.0		17.0	17.0	
Pedestrian Calls (#/hr)	0	0			5		2	2		9	9	
Act Effct Green (s)	49.5	49.5		64.7	62.0			26.6		26.6	26.6	
Actuated g/C Ratio	0.50	0.50		0.65	0.62			0.27		0.27	0.27	
v/c Ratio	0.09	0.81		0.67	0.52			0.85		0.03	0.09	

Lane Group	EBL	EBT	EBR	WBL	WBT	WBR	NBL	NBT	NBR	SBL	SBT	SBR
Control Delay	13.8	19.5		31.0	7.2			46.7		23.4	14.9	
Queue Delay	0.0	0.0		0.0	0.0			0.0		0.0	0.0	
Total Delay	13.8	19.5		31.0	7.2			46.7		23.4	14.9	
LOS	B	B		C	A			D		C	B	
Approach Delay		19.5			10.4			46.7			16.0	
Approach LOS		B			B			D			B	
Queue Length 50th (m)	1.4	68.7		11.0	21.0			59.4		0.9	3.3	
Queue Length 95th (m)	m2.9	#170.3		m#48.3	72.1			86.2		3.7	10.4	
Internal Link Dist (m)		316.9			474.9			129.4			56.6	
Turn Bay Length (m)	30.0			30.0						20.0		
Base Capacity (vph)	192	1625		268	2188			539		300	593	
Starvation Cap Reductn	0	0		0	0			0		0	0	
Spillback Cap Reductn	0	0		0	0			0		0	0	
Storage Cap Reductn	0	0		0	0			0		0	0	
Reduced v/c Ratio	0.09	0.81		0.67	0.52			0.69		0.02	0.07	

Intersection Summary			
Area Type:	Other		
Cycle Length: 100			
Actuated Cycle Length: 100			
Offset: 86 (86%), Referenced to phase 2:EBTL and 6:WBTL, Start of Green			
Natural Cycle: 80			
Control Type: Actuated-Coordinated			
Maximum v/c Ratio: 0.85			
Intersection Signal Delay: 18.8		Intersection LOS: B	
Intersection Capacity Utilization 85.1%		ICU Level of Service E	
Analysis Period (min) 15			
# 95th percentile volume exceeds capacity, queue may be longer.			
Queue shown is maximum after two cycles.			
m Volume for 95th percentile queue is metered by upstream signal.			

Splits and Phases: 131: Miles Rd./Eva St. & Rymal Rd.

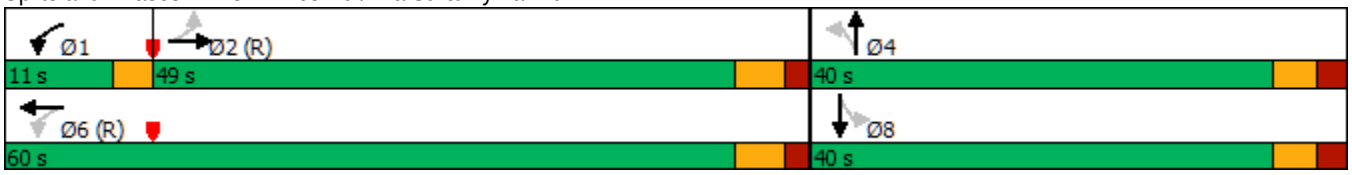

Lane Group	EBL	EBT	EBR	WBL	WBT	WBR	NBL	NBT	NBR	SBL	SBT	SBR
Lane Configurations												
Traffic Volume (vph)	273	900	31	50	816	255	56	75	37	254	149	324
Future Volume (vph)	273	900	31	50	816	255	56	75	37	254	149	324
Ideal Flow (vphpl)	1900	1900	1900	1900	1900	1900	1900	1900	1900	1900	1900	1900
Storage Length (m)	30.0		0.0	90.0		40.0	45.0		45.0	50.0		30.0
Storage Lanes	1		0	1		0	1		1	1		1
Taper Length (m)	7.5			7.5			35.0			7.5		
Lane Util. Factor	1.00	0.95	0.95	1.00	0.95	0.95	1.00	1.00	1.00	1.00	1.00	1.00
Ped Bike Factor	1.00	1.00		0.99	0.99		0.99		0.96	0.97		0.98
Frt		0.995			0.964				0.850			0.850
Flt Protected	0.950			0.950			0.950			0.950		
Satd. Flow (prot)	1752	3584	0	1805	3411	0	1805	1900	1615	1770	1845	1553
Flt Permitted	0.153			0.295			0.634			0.706		
Satd. Flow (perm)	281	3584	0	558	3411	0	1194	1900	1551	1280	1845	1517
Right Turn on Red			Yes			Yes			Yes			Yes
Satd. Flow (RTOR)		6			58				71			236
Link Speed (k/h)		50			50			50			50	
Link Distance (m)		498.9			509.5			366.2			122.9	
Travel Time (s)		35.9			36.7			26.4			8.8	
Confl. Peds. (#/hr)	22		13	13		22	10		26	26		10
Peak Hour Factor	0.96	0.96	0.96	0.96	0.96	0.96	0.96	0.96	0.96	0.96	0.96	0.96
Heavy Vehicles (%)	3%	0%	3%	0%	1%	2%	0%	0%	0%	2%	3%	4%
Adj. Flow (vph)	284	938	32	52	850	266	58	78	39	265	155	338
Shared Lane Traffic (%)												
Lane Group Flow (vph)	284	970	0	52	1116	0	58	78	39	265	155	338
Turn Type	pm+pt	NA		Perm	NA		Perm	NA	Perm	Perm	NA	Perm
Protected Phases	1	6			2			8			4	
Permitted Phases	6			2			8		8	4		4
Detector Phase	1	6		2	2		8	8	8	4	4	4
Switch Phase												
Minimum Initial (s)	5.0	35.0		35.0	35.0		15.0	15.0	15.0	15.0	15.0	15.0
Minimum Split (s)	8.0	41.5		41.5	41.5		32.2	32.2	32.2	32.2	32.2	32.2
Total Split (s)	11.0	66.0		55.0	55.0		34.0	34.0	34.0	34.0	34.0	34.0
Total Split (%)	11.0%	66.0%		55.0%	55.0%		34.0%	34.0%	34.0%	34.0%	34.0%	34.0%
Maximum Green (s)	8.0	59.5		48.5	48.5		27.8	27.8	27.8	27.8	27.8	27.8
Yellow Time (s)	3.0	3.7		3.7	3.7		3.3	3.3	3.3	3.3	3.3	3.3
All-Red Time (s)	0.0	2.8		2.8	2.8		2.9	2.9	2.9	2.9	2.9	2.9
Lost Time Adjust (s)	0.0	0.0		0.0	0.0		0.0	0.0	0.0	0.0	0.0	0.0
Total Lost Time (s)	3.0	6.5		6.5	6.5		6.2	6.2	6.2	6.2	6.2	6.2
Lead/Lag	Lead			Lag	Lag							
Lead-Lag Optimize?	Yes			Yes	Yes							
Vehicle Extension (s)	3.0	3.0		3.0	3.0		3.0	3.0	3.0	3.0	3.0	3.0
Recall Mode	None	C-Max		C-Max	C-Max		None	None	None	None	None	None
Walk Time (s)		12.0		12.0	12.0					12.0	12.0	12.0
Flash Dont Walk (s)		20.0		20.0	20.0					14.0	14.0	14.0
Pedestrian Calls (#/hr)		13		22	22					36	36	36
Act Effct Green (s)	66.4	62.9		49.4	49.4		24.4	24.4	24.4	24.4	24.4	24.4
Actuated g/C Ratio	0.66	0.63		0.49	0.49		0.24	0.24	0.24	0.24	0.24	0.24
v/c Ratio	0.84	0.43		0.19	0.65		0.20	0.17	0.09	0.85	0.34	0.62

Lane Group	EBL	EBT	EBR	WBL	WBT	WBR	NBL	NBT	NBR	SBL	SBT	SBR
Control Delay	33.3	3.7		5.9	8.1		30.2	29.2	2.5	60.0	32.4	15.1
Queue Delay	0.0	0.0		0.0	0.0		0.0	0.0	0.0	0.0	0.0	0.0
Total Delay	33.3	3.7		5.9	8.1		30.2	29.2	2.5	60.0	32.4	15.1
LOS	C	A		A	A		C	C	A	E	C	B
Approach Delay		10.4			8.0			23.6			34.4	
Approach LOS		B			A			C			C	
Queue Length 50th (m)	13.9	13.3		3.3	61.4		9.1	12.1	0.0	49.7	25.2	16.3
Queue Length 95th (m)	m#37.0	13.4		1.3	0.0		19.6	23.8	3.0	#87.5	42.6	44.6
Internal Link Dist (m)		474.9			485.5			342.2			98.9	
Turn Bay Length (m)	30.0			90.0			45.0		45.0	50.0		30.0
Base Capacity (vph)	340	2254		275	1713		331	528	482	355	512	592
Starvation Cap Reductn	0	0		0	0		0	0	0	0	0	0
Spillback Cap Reductn	0	0		0	0		0	0	0	0	0	0
Storage Cap Reductn	0	0		0	0		0	0	0	0	0	0
Reduced v/c Ratio	0.84	0.43		0.19	0.65		0.18	0.15	0.08	0.75	0.30	0.57

Intersection Summary			
Area Type:	Other		
Cycle Length: 100			
Actuated Cycle Length: 100			
Offset: 35 (35%), Referenced to phase 2:WBTL and 6:EBTL, Start of Green			
Natural Cycle: 85			
Control Type: Actuated-Coordinated			
Maximum v/c Ratio: 0.85			
Intersection Signal Delay: 15.7		Intersection LOS: B	
Intersection Capacity Utilization 107.1%		ICU Level of Service G	
Analysis Period (min) 15			
# 95th percentile volume exceeds capacity, queue may be longer.			
Queue shown is maximum after two cycles.			
m Volume for 95th percentile queue is metered by upstream signal.			

Splits and Phases: 140: Upper Gage Ave. & Rymal Rd.



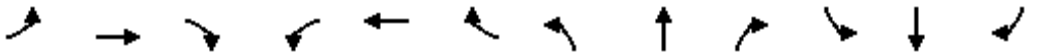

Lane Group	EBL	EBT	EBR	WBL	WBT	WBR	NBL	NBT	NBR	SBL	SBT	SBR
Lane Configurations												
Traffic Volume (vph)	25	1184	10	45	1161	20	0	0	0	0	0	0
Future Volume (vph)	25	1184	10	45	1161	20	0	0	0	0	0	0
Ideal Flow (vphpl)	1900	1900	1900	1900	1900	1900	1900	1900	1900	1900	1900	1900
Storage Length (m)	30.0		5.0	35.0		20.0	0.0		0.0	0.0		0.0
Storage Lanes	1		0	1		0	0		0	0		0
Taper Length (m)	7.5			7.5			7.5			7.5		
Lane Util. Factor	1.00	0.95	0.95	1.00	0.95	0.95	1.00	1.00	1.00	1.00	1.00	1.00
Ped Bike Factor	1.00	1.00		1.00	1.00							
Frt		0.999			0.997							
Flt Protected	0.950			0.950								
Satd. Flow (prot)	1787	3605	0	1805	3134	0	0	1900	0	0	1462	0
Flt Permitted	0.225			0.222								
Satd. Flow (perm)	422	3605	0	422	3134	0	0	1900	0	0	1462	0
Right Turn on Red			Yes			Yes			Yes			Yes
Satd. Flow (RTOR)		1			3							
Link Speed (k/h)		50			50			50			50	
Link Distance (m)		509.5			351.2			177.4			122.5	
Travel Time (s)		36.7			25.3			12.8			8.8	
Confl. Peds. (#/hr)	13		3	3		13	5					
Peak Hour Factor	0.99	0.99	0.99	0.99	0.99	0.99	0.99	0.99	0.99	0.99	0.99	0.99
Heavy Vehicles (%)	1%	0%	1%	0%	15%	1%	0%	0%	0%	1%	30%	0%
Adj. Flow (vph)	25	1196	10	45	1173	20	0	0	0	0	0	0
Shared Lane Traffic (%)												
Lane Group Flow (vph)	25	1206	0	45	1193	0	0	0	0	0	0	0
Turn Type	Perm	NA		Perm	NA							
Protected Phases		2			6			8			4	
Permitted Phases	2			6			8			4		
Detector Phase	2	2		6	6		8	8		4	4	
Switch Phase												
Minimum Initial (s)	10.0	10.0		10.0	10.0		20.0	20.0		20.0	20.0	
Minimum Split (s)	41.0	41.0		41.0	41.0		25.6	25.6		41.6	41.6	
Total Split (s)	58.4	58.4		58.4	58.4		41.6	41.6		41.6	41.6	
Total Split (%)	58.4%	58.4%		58.4%	58.4%		41.6%	41.6%		41.6%	41.6%	
Maximum Green (s)	52.8	52.8		52.8	52.8		36.6	36.6		36.6	36.6	
Yellow Time (s)	3.7	3.7		3.7	3.7		3.0	3.0		3.0	3.0	
All-Red Time (s)	1.9	1.9		1.9	1.9		2.0	2.0		2.0	2.0	
Lost Time Adjust (s)	0.0	0.0		0.0	0.0			0.0			0.0	
Total Lost Time (s)	5.6	5.6		5.6	5.6			5.0			5.0	
Lead/Lag												
Lead-Lag Optimize?												
Vehicle Extension (s)	3.0	3.0		3.0	3.0		3.0	3.0		3.0	3.0	
Recall Mode	C-Max	C-Max		C-Max	C-Max		None	None		None	None	
Walk Time (s)										15.0	15.0	
Flash Dont Walk (s)										21.0	21.0	
Pedestrian Calls (#/hr)										5	5	
Act Effct Green (s)	90.7	90.7		90.7	90.7							
Actuated g/C Ratio	0.91	0.91		0.91	0.91							
v/c Ratio	0.07	0.37		0.12	0.42							

Lane Group	EBL	EBT	EBR	WBL	WBT	WBR	NBL	NBT	NBR	SBL	SBT	SBR
Control Delay	9.2	6.9		3.1	3.3							
Queue Delay	0.0	0.0		0.0	0.0							
Total Delay	9.2	6.9		3.1	3.3							
LOS	A	A		A	A							
Approach Delay		7.0			3.3							
Approach LOS		A			A							
Queue Length 50th (m)	0.0	0.0		0.0	0.0							
Queue Length 95th (m)	m8.6	128.1		m4.0	m103.3							
Internal Link Dist (m)		485.5			327.2			153.4			98.5	
Turn Bay Length (m)	30.0			35.0								
Base Capacity (vph)	383	3269		383	2842							
Starvation Cap Reductn	0	0		0	0							
Spillback Cap Reductn	0	0		0	0							
Storage Cap Reductn	0	0		0	0							
Reduced v/c Ratio	0.07	0.37		0.12	0.42							

Intersection Summary			
Area Type:	Other		
Cycle Length: 100			
Actuated Cycle Length: 100			
Offset: 0 (0%), Referenced to phase 2:EBTL and 6:WBTL, Start of Green			
Natural Cycle: 85			
Control Type: Actuated-Coordinated			
Maximum v/c Ratio: 0.42			
Intersection Signal Delay: 5.2		Intersection LOS: A	
Intersection Capacity Utilization 42.1%		ICU Level of Service A	
Analysis Period (min) 15			
m Volume for 95th percentile queue is metered by upstream signal.			

Splits and Phases: 141: Grayrocks Ave./Rockland Ave. & Rymal Rd.

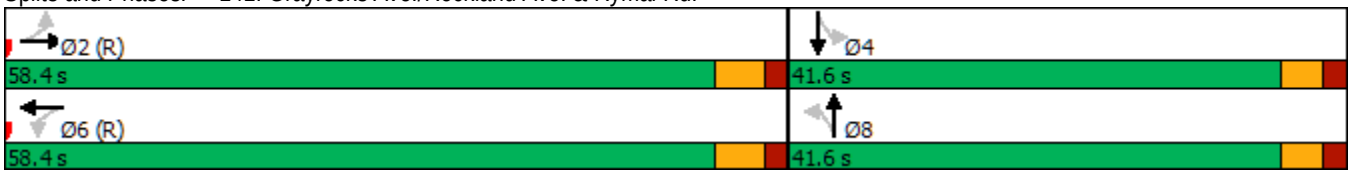

Lane Group	EBL	EBT	EBR	WBL	WBT	WBR	NBL	NBT	NBR	SBL	SBT	SBR
Lane Configurations												
Traffic Volume (vph)	199	930	87	31	886	357	100	106	75	327	87	235
Future Volume (vph)	199	930	87	31	886	357	100	106	75	327	87	235
Ideal Flow (vphpl)	1900	1900	1900	1900	1900	1900	1900	1900	1900	1900	1900	1900
Storage Length (m)	45.0		0.0	30.0		10.0	35.0		50.0	50.0		0.0
Storage Lanes	1		0	1		0	1		0	1		1
Taper Length (m)	7.5			7.5			7.5			7.5		
Lane Util. Factor	1.00	0.95	0.95	1.00	0.95	0.95	1.00	*0.65	0.95	1.00	1.00	1.00
Ped Bike Factor	1.00	1.00		1.00	1.00		1.00	0.99		1.00		0.99
Frt		0.987			0.957			0.938				0.850
Flt Protected	0.950			0.950			0.950			0.950		
Satd. Flow (prot)	1703	3125	0	1220	3048	0	1530	1913	0	1656	1508	1468
Flt Permitted	0.087			0.242			0.696			0.575		
Satd. Flow (perm)	156	3125	0	311	3048	0	1120	1913	0	1000	1508	1449
Right Turn on Red			Yes			Yes			Yes			No
Satd. Flow (RTOR)		16			76			63				
Link Speed (k/h)		50			50			50			50	
Link Distance (m)		351.2			400.2			147.9			323.0	
Travel Time (s)		25.3			28.8			10.6			23.3	
Confl. Peds. (#/hr)	5		2	2		5	1		3	3		1
Peak Hour Factor	0.93	0.93	0.93	0.93	0.93	0.93	0.93	0.93	0.93	0.93	0.93	0.93
Heavy Vehicles (%)	6%	12%	33%	48%	14%	10%	18%	17%	25%	9%	26%	10%
Adj. Flow (vph)	214	1000	94	33	953	384	108	114	81	352	94	253
Shared Lane Traffic (%)												
Lane Group Flow (vph)	214	1094	0	33	1337	0	108	195	0	352	94	253
Turn Type	pm+pt	NA		Perm	NA		Perm	NA		Perm	NA	Perm
Protected Phases	5	2			6			4			8	
Permitted Phases	2			6			4			8		8
Detector Phase	5	2		6	6		4	4		8	8	8
Switch Phase												
Minimum Initial (s)	5.0	35.0		35.0	35.0		10.0	10.0		10.0	10.0	10.0
Minimum Split (s)	9.5	48.2		48.2	48.2		33.0	33.0		33.0	33.0	33.0
Total Split (s)	12.0	61.0		49.0	49.0		39.0	39.0		39.0	39.0	39.0
Total Split (%)	12.0%	61.0%		49.0%	49.0%		39.0%	39.0%		39.0%	39.0%	39.0%
Maximum Green (s)	9.0	54.8		42.8	42.8		33.0	33.0		33.0	33.0	33.0
Yellow Time (s)	3.0	3.7		3.7	3.7		3.3	3.3		3.3	3.3	3.3
All-Red Time (s)	0.0	2.5		2.5	2.5		2.7	2.7		2.7	2.7	2.7
Lost Time Adjust (s)	0.0	0.0		0.0	0.0		0.0	0.0		0.0	0.0	0.0
Total Lost Time (s)	3.0	6.2		6.2	6.2		6.0	6.0		6.0	6.0	6.0
Lead/Lag	Lead			Lag	Lag							
Lead-Lag Optimize?	Yes			Yes	Yes							
Vehicle Extension (s)	3.0	3.0		3.0	3.0		3.0	3.0		3.0	3.0	3.0
Recall Mode	None	C-Max		C-Max	C-Max		None	None		None	None	None
Walk Time (s)		20.0		20.0	20.0		7.0	7.0		7.0	7.0	7.0
Flash Dont Walk (s)		22.0		22.0	22.0		20.0	20.0		20.0	20.0	20.0
Pedestrian Calls (#/hr)		2		5	5		3	3		1	1	1
Act Effct Green (s)	58.0	54.8		42.8	42.8		33.0	33.0		33.0	33.0	33.0
Actuated g/C Ratio	0.58	0.55		0.43	0.43		0.33	0.33		0.33	0.33	0.33
v/c Ratio	0.93	0.64		0.25	0.99		0.29	0.29		1.07	0.19	0.53

Lane Group	EBL	EBT	EBR	WBL	WBT	WBR	NBL	NBT	NBR	SBL	SBT	SBR
Control Delay	69.2	16.4		20.5	44.7		27.6	17.9		102.7	25.3	32.1
Queue Delay	0.0	0.0		0.0	0.0		0.0	0.0		0.0	0.0	0.0
Total Delay	69.2	16.4		20.5	44.7		27.6	17.9		102.7	25.3	32.1
LOS	E	B		C	D		C	B		F	C	C
Approach Delay		25.0			44.2			21.3			66.7	
Approach LOS		C			D			C			E	
Queue Length 50th (m)	30.2	56.6		3.5	142.2		16.2	14.7		~79.8	13.6	41.6
Queue Length 95th (m)	#68.7	145.6		m8.8	#190.6		31.0	28.5		#135.8	26.1	67.1
Internal Link Dist (m)		327.2			376.2			123.9			299.0	
Turn Bay Length (m)	45.0			30.0			35.0			50.0		
Base Capacity (vph)	229	1719		133	1348		369	673		330	497	478
Starvation Cap Reductn	0	0		0	0		0	0		0	0	0
Spillback Cap Reductn	0	0		0	0		0	0		0	0	0
Storage Cap Reductn	0	0		0	0		0	0		0	0	0
Reduced v/c Ratio	0.93	0.64		0.25	0.99		0.29	0.29		1.07	0.19	0.53

Intersection Summary			
Area Type:	Other		
Cycle Length: 100			
Actuated Cycle Length: 100			
Offset: 56 (56%), Referenced to phase 2:EBTL and 6:WBTL, Start of Green			
Natural Cycle: 95			
Control Type: Actuated-Coordinated			
Maximum v/c Ratio: 1.07			
Intersection Signal Delay: 39.8		Intersection LOS: D	
Intersection Capacity Utilization 112.3%		ICU Level of Service H	
Analysis Period (min) 15			

* User Entered Value
~ Volume exceeds capacity, queue is theoretically infinite.
Queue shown is maximum after two cycles.
95th percentile volume exceeds capacity, queue may be longer.
Queue shown is maximum after two cycles.
m Volume for 95th percentile queue is metered by upstream signal.

Splits and Phases: 150: Upper Ottawa St. & Rymal Rd.

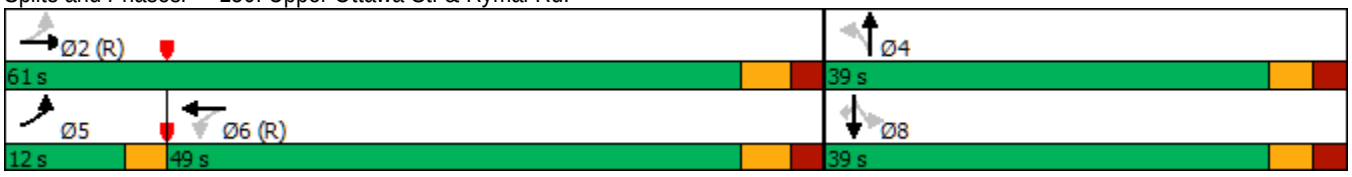

Lane Group	EBL	EBT	EBR	WBL	WBT	WBR	NBL	NBT	NBR	SBL	SBT	SBR
Lane Configurations												
Traffic Volume (vph)	59	1063	90	111	1079	81	65	105	147	124	190	73
Future Volume (vph)	59	1063	90	111	1079	81	65	105	147	124	190	73
Ideal Flow (vphpl)	1900	1900	1900	1900	1900	1900	1900	1900	1900	1900	1900	1900
Storage Length (m)	50.0		0.0	45.0		0.0	20.0		0.0	0.0		0.0
Storage Lanes	1		0	1		0	1		1	1		0
Taper Length (m)	7.5			7.5			30.0			7.5		
Lane Util. Factor	1.00	0.95	0.95	1.00	0.95	0.95	1.00	1.00	1.00	1.00	1.00	1.00
Ped Bike Factor	1.00	1.00		1.00	1.00		0.99		0.98	1.00	0.99	
Frt		0.988			0.989				0.850		0.958	
Flt Protected	0.950			0.950			0.950			0.950		
Satd. Flow (prot)	1656	3402	0	1456	3493	0	1752	1792	1538	1719	1667	0
Flt Permitted	0.193			0.195			0.373			0.687		
Satd. Flow (perm)	336	3402	0	298	3493	0	684	1792	1515	1240	1667	0
Right Turn on Red			Yes			Yes			Yes			Yes
Satd. Flow (RTOR)		15			13				88		20	
Link Speed (k/h)		50			50			50			50	
Link Distance (m)		400.2			349.0			199.0			219.6	
Travel Time (s)		28.8			25.1			14.3			15.8	
Confl. Peds. (#/hr)	4		5	5		4	10		3	3		10
Peak Hour Factor	0.97	0.97	0.97	0.97	0.97	0.97	0.97	0.97	0.97	0.97	0.97	0.97
Heavy Vehicles (%)	9%	5%	0%	24%	2%	2%	3%	6%	5%	5%	6%	15%
Adj. Flow (vph)	61	1096	93	114	1112	84	67	108	152	128	196	75
Shared Lane Traffic (%)												
Lane Group Flow (vph)	61	1189	0	114	1196	0	67	108	152	128	271	0
Turn Type	Perm	NA		Perm	NA		Perm	NA	Perm	Perm	NA	
Protected Phases		2			2			4			4	
Permitted Phases	2			2			4		4	4		
Detector Phase	2	2		2	2		4	4	4	4	4	
Switch Phase												
Minimum Initial (s)	25.0	25.0		25.0	25.0		10.0	10.0	10.0	10.0	10.0	
Minimum Split (s)	30.6	30.6		30.6	30.6		35.1	35.1	35.1	35.1	35.1	
Total Split (s)	64.0	64.0		64.0	64.0		36.0	36.0	36.0	36.0	36.0	
Total Split (%)	64.0%	64.0%		64.0%	64.0%		36.0%	36.0%	36.0%	36.0%	36.0%	
Maximum Green (s)	58.4	58.4		58.4	58.4		29.9	29.9	29.9	29.9	29.9	
Yellow Time (s)	3.7	3.7		3.7	3.7		3.7	3.7	3.7	3.7	3.7	
All-Red Time (s)	1.9	1.9		1.9	1.9		2.4	2.4	2.4	2.4	2.4	
Lost Time Adjust (s)	0.0	0.0		0.0	0.0		0.0	0.0	0.0	0.0	0.0	
Total Lost Time (s)	5.6	5.6		5.6	5.6		6.1	6.1	6.1	6.1	6.1	
Lead/Lag												
Lead-Lag Optimize?												
Vehicle Extension (s)	3.0	3.0		3.0	3.0		3.0	3.0	3.0	3.0	3.0	
Recall Mode	C-Max	C-Max		C-Max	C-Max		None	None	None	None	None	
Walk Time (s)	10.0	10.0		10.0	10.0		10.0	10.0	10.0	10.0	10.0	
Flash Dont Walk (s)	15.0	15.0		15.0	15.0		19.0	19.0	19.0	19.0	19.0	
Pedestrian Calls (#/hr)	0	0		0	0		13	13	13	13	13	
Act Effct Green (s)	67.1	67.1		67.1	67.1		21.2	21.2	21.2	21.2	21.2	
Actuated g/C Ratio	0.67	0.67		0.67	0.67		0.21	0.21	0.21	0.21	0.21	
v/c Ratio	0.27	0.52		0.57	0.51		0.46	0.28	0.39	0.49	0.73	

Lane Group	EBL	EBT	EBR	WBL	WBT	WBR	NBL	NBT	NBR	SBL	SBT	SBR
Control Delay	13.9	11.4		26.1	10.9		43.0	33.0	16.7	39.5	45.2	
Queue Delay	0.0	0.0		0.0	0.0		0.0	0.0	0.0	0.0	0.0	
Total Delay	13.9	11.4		26.1	10.9		43.0	33.0	16.7	39.5	45.2	
LOS	B	B		C	B		D	C	B	D	D	
Approach Delay		11.6			12.2			27.5			43.4	
Approach LOS		B			B			C			D	
Queue Length 50th (m)	6.4	72.0		9.7	52.6		12.0	18.6	10.8	23.0	48.1	
Queue Length 95th (m)	m14.2	m117.0		m20.0	m81.6		23.6	30.3	25.7	37.3	68.5	
Internal Link Dist (m)		376.2			325.0			175.0			195.6	
Turn Bay Length (m)	50.0			45.0			20.0					
Base Capacity (vph)	225	2287		200	2348		204	535	514	370	512	
Starvation Cap Reductn	0	0		0	0		0	0	0	0	0	
Spillback Cap Reductn	0	0		0	0		0	0	0	0	0	
Storage Cap Reductn	0	0		0	0		0	0	0	0	0	
Reduced v/c Ratio	0.27	0.52		0.57	0.51		0.33	0.20	0.30	0.35	0.53	

Intersection Summary			
Area Type:	Other		
Cycle Length: 100			
Actuated Cycle Length: 100			
Offset: 0 (0%), Referenced to phase 2:EBWB and 6:, Start of Green			
Natural Cycle: 90			
Control Type: Actuated-Coordinated			
Maximum v/c Ratio: 0.73			
Intersection Signal Delay: 17.3		Intersection LOS: B	
Intersection Capacity Utilization 98.5%		ICU Level of Service F	
Analysis Period (min) 15			
m Volume for 95th percentile queue is metered by upstream signal.			

Splits and Phases: 160: Nebo Rd. & Rymal Rd.





Lane Group	EBL	EBT	EBR	WBL	WBT	WBR	NBL	NBT	NBR	SBL	SBT	SBR
Lane Configurations												
Traffic Volume (vph)	336	742	67	44	722	149	60	162	37	168	212	250
Future Volume (vph)	336	742	67	44	722	149	60	162	37	168	212	250
Ideal Flow (vphpl)	1900	1900	1900	1900	1900	1900	1900	1900	1900	1900	1900	1900
Storage Length (m)	50.0		150.0	60.0		60.0	85.0		0.0	30.0		0.0
Storage Lanes	1		0	1		1	1		0	1		0
Taper Length (m)	7.5			7.5			55.0			7.5		
Lane Util. Factor	1.00	0.95	0.95	1.00	*0.65	1.00	1.00	0.95	0.95	1.00	0.95	0.95
Ped Bike Factor	1.00	1.00		1.00		0.99	0.99				0.98	
Frt		0.987				0.850		0.972			0.919	
Flt Protected	0.950			0.950			0.950			0.950		
Satd. Flow (prot)	1703	3001	0	1656	2375	1495	1656	3195	0	1736	3018	0
Flt Permitted	0.106			0.332			0.475			0.510		
Satd. Flow (perm)	190	3001	0	579	2375	1476	821	3195	0	932	3018	0
Right Turn on Red			Yes			Yes			Yes			Yes
Satd. Flow (RTOR)		13				121		28			263	
Link Speed (k/h)		50			50			50			50	
Link Distance (m)		106.4			328.2			269.5			224.1	
Travel Time (s)		7.7			23.6			19.4			16.1	
Confl. Peds. (#/hr)	1		1	1		1	6					6
Peak Hour Factor	0.95	0.95	0.95	0.95	0.95	0.95	0.95	0.95	0.95	0.95	0.95	0.95
Heavy Vehicles (%)	6%	19%	14%	9%	4%	8%	9%	10%	9%	4%	5%	11%
Adj. Flow (vph)	354	781	71	46	760	157	63	171	39	177	223	263
Shared Lane Traffic (%)												
Lane Group Flow (vph)	354	852	0	46	760	157	63	210	0	177	486	0
Turn Type	pm+pt	NA		Perm	NA	Perm	Perm	NA		pm+pt	NA	
Protected Phases	5	2			6			4		3	8	
Permitted Phases	2			6		6	4			8		
Detector Phase	5	2		6	6	6	4	4		3	8	
Switch Phase												
Minimum Initial (s)	5.0	20.0		20.0	20.0	20.0	10.0	10.0		5.0	10.0	
Minimum Split (s)	8.0	36.3		36.3	36.3	36.3	37.6	37.6		8.0	27.6	
Total Split (s)	16.0	54.4		38.4	38.4	38.4	37.6	37.6		8.0	45.6	
Total Split (%)	16.0%	54.4%		38.4%	38.4%	38.4%	37.6%	37.6%		8.0%	45.6%	
Maximum Green (s)	13.0	48.1		32.1	32.1	32.1	31.0	31.0		5.0	39.0	
Yellow Time (s)	3.0	3.7		3.7	3.7	3.7	3.3	3.3		3.0	3.3	
All-Red Time (s)	0.0	2.6		2.6	2.6	2.6	3.3	3.3		0.0	3.3	
Lost Time Adjust (s)	0.0	0.0		0.0	0.0	0.0	0.0	0.0		0.0	0.0	
Total Lost Time (s)	3.0	6.3		6.3	6.3	6.3	6.6	6.6		3.0	6.6	
Lead/Lag	Lead			Lag	Lag	Lag	Lag	Lag		Lead		
Lead-Lag Optimize?	Yes			Yes	Yes	Yes	Yes	Yes		Yes		
Vehicle Extension (s)	3.0	3.0		3.0	3.0	3.0	3.0	3.0		3.0	3.0	
Recall Mode	None	C-Max		C-Max	C-Max	C-Max	None	None		None	None	
Walk Time (s)		12.0		12.0	12.0	12.0	10.0	10.0			10.0	
Flash Dont Walk (s)		18.0		18.0	18.0	18.0	21.0	21.0			1.0	
Pedestrian Calls (#/hr)		0		1	1	1	0	0			6	
Act Effct Green (s)	68.5	65.2		34.8	34.8	34.8	13.9	13.9		25.5	21.9	
Actuated g/C Ratio	0.68	0.65		0.35	0.35	0.35	0.14	0.14		0.26	0.22	
v/c Ratio	0.65	0.43		0.23	0.92	0.27	0.55	0.45		0.64	0.56	

Lane Group	EBL	EBT	EBR	WBL	WBT	WBR	NBL	NBT	NBR	SBL	SBT	SBR
Control Delay	23.8	16.4		27.5	49.7	8.5	57.3	36.3		42.0	17.4	
Queue Delay	0.0	0.0		0.0	0.0	0.0	0.0	0.0		0.0	0.0	
Total Delay	23.8	16.4		27.5	49.7	8.5	57.3	36.3		42.0	17.4	
LOS	C	B		C	D	A	E	D		D	B	
Approach Delay		18.5			41.9			41.1			24.0	
Approach LOS		B			D			D			C	
Queue Length 50th (m)	50.7	66.6		6.3	108.7	4.7	12.3	18.3		30.4	20.5	
Queue Length 95th (m)	#91.6	93.1		17.1	#179.9	20.0	24.6	27.5		45.5	33.6	
Internal Link Dist (m)		82.4			304.2			245.5			200.1	
Turn Bay Length (m)	50.0			60.0		60.0	85.0			30.0		
Base Capacity (vph)	545	1961		201	826	592	254	1009		277	1337	
Starvation Cap Reductn	0	0		0	0	0	0	0		0	0	
Spillback Cap Reductn	0	0		0	0	0	0	0		0	0	
Storage Cap Reductn	0	0		0	0	0	0	0		0	0	
Reduced v/c Ratio	0.65	0.43		0.23	0.92	0.27	0.25	0.21		0.64	0.36	

Intersection Summary			
Area Type:	Other		
Cycle Length: 100			
Actuated Cycle Length: 100			
Offset: 98 (98%), Referenced to phase 2:EBTL and 6:WBTL, Start of Green			
Natural Cycle: 100			
Control Type: Actuated-Coordinated			
Maximum v/c Ratio: 0.92			
Intersection Signal Delay: 28.9		Intersection LOS: C	
Intersection Capacity Utilization 85.8%		ICU Level of Service E	
Analysis Period (min) 15			
* User Entered Value			
# 95th percentile volume exceeds capacity, queue may be longer.			
Queue shown is maximum after two cycles.			

Splits and Phases: 170: Dartnall Rd. & Rymal Rd.

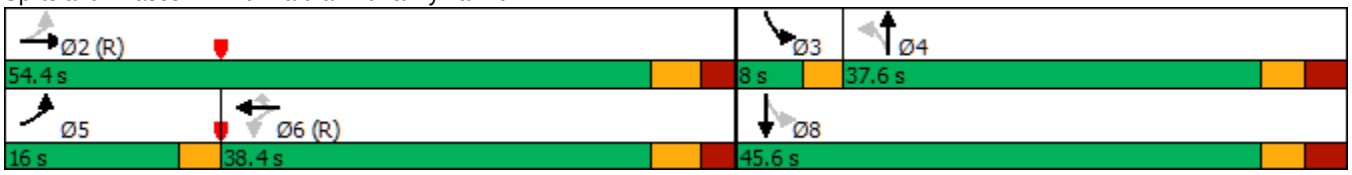

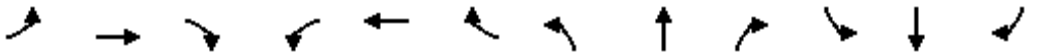

Lane Group	EBL	EBT	EBR	WBL	WBT	WBR	NBL	NBT	NBR	SBL	SBT	SBR
Lane Configurations												
Traffic Volume (vph)	152	599	17	35	805	179	68	180	34	120	57	196
Future Volume (vph)	152	599	17	35	805	179	68	180	34	120	57	196
Ideal Flow (vphpl)	1900	1900	1900	1900	1900	1900	1900	1900	1900	1900	1900	1900
Storage Length (m)	20.0		20.0	20.0		0.0	40.0		0.0	40.0		0.0
Storage Lanes	1		0	1		0	1		0	1		0
Taper Length (m)	7.5			7.5			7.5			7.5		
Lane Util. Factor	1.00	0.95	0.95	1.00	0.95	0.95	1.00	1.00	1.00	1.00	1.00	1.00
Ped Bike Factor	1.00	1.00		1.00	0.99		1.00	1.00		1.00	0.99	
Frt		0.996			0.973			0.976			0.884	
Flt Protected	0.950			0.950			0.950			0.950		
Satd. Flow (prot)	1612	3589	0	1805	3151	0	1805	1850	0	1703	1627	0
Flt Permitted	0.155			0.385			0.353			0.362		
Satd. Flow (perm)	262	3589	0	730	3151	0	669	1850	0	648	1627	0
Right Turn on Red			Yes			Yes			Yes			Yes
Satd. Flow (RTOR)		3			30			9			172	
Link Speed (k/h)		50			50			50			50	
Link Distance (m)		291.6			340.9			113.6			275.5	
Travel Time (s)		21.0			24.5			8.2			19.8	
Confl. Peds. (#/hr)	8		3	3		8	3		2	2		3
Peak Hour Factor	0.91	0.91	0.91	0.91	0.91	0.91	0.91	0.91	0.91	0.91	0.91	0.91
Heavy Vehicles (%)	12%	0%	4%	0%	12%	5%	0%	0%	0%	6%	9%	0%
Adj. Flow (vph)	167	658	19	38	885	197	75	198	37	132	63	215
Shared Lane Traffic (%)												
Lane Group Flow (vph)	167	677	0	38	1082	0	75	235	0	132	278	0
Turn Type	pm+pt	NA		pm+pt	NA		pm+pt	NA		pm+pt	NA	
Protected Phases	5	2		1	6		3	8		7	4	
Permitted Phases	2			6			8			4		
Detector Phase	5	2		1	6		3 8	8		7 4	4	
Switch Phase												
Minimum Initial (s)	5.0	20.0		5.0	20.0		5.0	10.0		5.0	10.0	
Minimum Split (s)	8.0	30.1		9.5	30.1		9.5	34.3		9.5	34.3	
Total Split (s)	11.0	43.0		11.0	43.0		11.0	35.0		11.0	35.0	
Total Split (%)	11.0%	43.0%		11.0%	43.0%		11.0%	35.0%		11.0%	35.0%	
Maximum Green (s)	8.0	36.9		8.0	36.9		8.0	28.7		8.0	28.7	
Yellow Time (s)	3.0	3.7		3.0	3.7		3.0	3.3		3.0	3.3	
All-Red Time (s)	0.0	2.4		0.0	2.4		0.0	3.0		0.0	3.0	
Lost Time Adjust (s)	0.0	0.0		0.0	0.0		0.0	0.0		0.0	0.0	
Total Lost Time (s)	3.0	6.1		3.0	6.1		3.0	6.3		3.0	6.3	
Lead/Lag	Lead	Lag		Lead	Lag		Lead	Lag		Lead	Lag	
Lead-Lag Optimize?	Yes	Yes		Yes	Yes		Yes	Yes		Yes	Yes	
Vehicle Extension (s)	1.0	0.2		3.0	0.2		3.0	0.2		3.0	0.2	
Recall Mode	None	C-Max		None	C-Max		None	None		None	None	
Walk Time (s)		12.0			12.0			12.0			12.0	
Flash Dont Walk (s)		12.0			12.0			16.0			16.0	
Pedestrian Calls (#/hr)		3			8			3			2	
Act Effct Green (s)	62.6	54.0		57.8	48.3		27.5	16.7		28.6	18.9	
Actuated g/C Ratio	0.63	0.54		0.58	0.48		0.28	0.17		0.29	0.19	
v/c Ratio	0.60	0.35		0.08	0.70		0.28	0.74		0.49	0.62	

Lane Group	EBL	EBT	EBR	WBL	WBT	WBR	NBL	NBT	NBR	SBL	SBT	SBR
Control Delay	24.2	12.1		7.6	16.4		25.4	51.5		30.8	20.4	
Queue Delay	0.0	0.0		0.0	0.0		0.0	0.0		0.0	0.0	
Total Delay	24.2	12.1		7.6	16.4		25.4	51.5		30.8	20.4	
LOS	C	B		A	B		C	D		C	C	
Approach Delay		14.5			16.1			45.2			23.7	
Approach LOS		B			B			D			C	
Queue Length 50th (m)	9.6	25.1		2.2	44.8		11.2	45.2		20.5	19.8	
Queue Length 95th (m)	#38.2	66.9		5.6	#142.3		18.0	60.8		29.2	41.2	
Internal Link Dist (m)		267.6			316.9			89.6			251.5	
Turn Bay Length (m)	20.0			20.0			40.0			40.0		
Base Capacity (vph)	285	1940		520	1538		358	537		333	589	
Starvation Cap Reductn	0	0		0	0		0	0		0	0	
Spillback Cap Reductn	0	0		0	0		0	0		0	0	
Storage Cap Reductn	0	0		0	0		0	0		0	0	
Reduced v/c Ratio	0.59	0.35		0.07	0.70		0.21	0.44		0.40	0.47	

Intersection Summary			
Area Type:	Other		
Cycle Length: 100			
Actuated Cycle Length: 100			
Offset: 87 (87%), Referenced to phase 2:EBTL and 6:WBTL, Start of Green			
Natural Cycle: 85			
Control Type: Actuated-Coordinated			
Maximum v/c Ratio: 0.74			
Intersection Signal Delay: 20.1		Intersection LOS: C	
Intersection Capacity Utilization 73.8%		ICU Level of Service D	
Analysis Period (min) 15			
# 95th percentile volume exceeds capacity, queue may be longer.			
Queue shown is maximum after two cycles.			

Splits and Phases: 130: Rymal Rd. & Upper Sherman Ave.

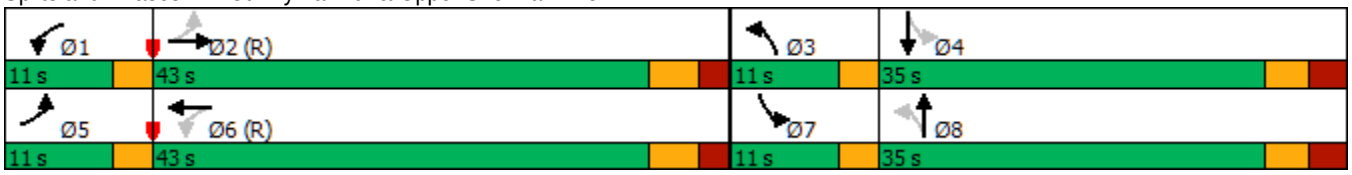

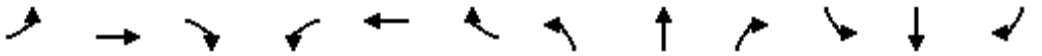

Lane Group	EBL	EBT	EBR	WBL	WBT	WBR	NBL	NBT	NBR	SBL	SBT	SBR
Lane Configurations												
Traffic Volume (vph)	10	726	9	68	925	10	15	15	83	5	10	20
Future Volume (vph)	10	726	9	68	925	10	15	15	83	5	10	20
Ideal Flow (vphpl)	1900	1900	1900	1900	1900	1900	1900	1900	1900	1900	1900	1900
Storage Length (m)	30.0		0.0	30.0		10.0	0.0		0.0	20.0		0.0
Storage Lanes	1		0	1		0	0		0	1		0
Taper Length (m)	7.5			7.5			7.5			30.0		
Lane Util. Factor	1.00	0.95	0.95	1.00	0.95	0.95	1.00	1.00	1.00	1.00	1.00	1.00
Ped Bike Factor	1.00	1.00		1.00	1.00			0.99		1.00	0.99	
Frt		0.998			0.998			0.901			0.902	
Flt Protected	0.950			0.950				0.993		0.950		
Satd. Flow (prot)	1805	3338	0	1752	3156	0	0	1657	0	1656	1562	0
Flt Permitted	0.288			0.319				0.956		0.595		
Satd. Flow (perm)	546	3338	0	588	3156	0	0	1595	0	1036	1562	0
Right Turn on Red			Yes			Yes			Yes			Yes
Satd. Flow (RTOR)		2			2			88			21	
Link Speed (k/h)		50			50			50			50	
Link Distance (m)		340.9			498.9			153.4			80.6	
Travel Time (s)		24.5			35.9			11.0			5.8	
Confl. Peds. (#/hr)	4		1	1		4	2		1	1		2
Peak Hour Factor	0.94	0.94	0.94	0.94	0.94	0.94	0.94	0.94	0.94	0.94	0.94	0.94
Heavy Vehicles (%)	0%	8%	0%	3%	14%	25%	1%	0%	2%	9%	12%	7%
Adj. Flow (vph)	11	772	10	72	984	11	16	16	88	5	11	21
Shared Lane Traffic (%)												
Lane Group Flow (vph)	11	782	0	72	995	0	0	120	0	5	32	0
Turn Type	Perm	NA		pm+pt	NA		Perm	NA		Perm	NA	
Protected Phases		2		1	6			4			8	
Permitted Phases	2			6			4			8		
Detector Phase	2	2		1	6		4	4		8	8	
Switch Phase												
Minimum Initial (s)	20.0	20.0		5.0	20.0		10.0	10.0		10.0	10.0	
Minimum Split (s)	27.7	27.7		8.0	27.7		32.7	32.7		32.7	32.7	
Total Split (s)	56.0	56.0		11.0	67.0		33.0	33.0		33.0	33.0	
Total Split (%)	56.0%	56.0%		11.0%	67.0%		33.0%	33.0%		33.0%	33.0%	
Maximum Green (s)	50.3	50.3		8.0	61.3		27.3	27.3		27.3	27.3	
Yellow Time (s)	3.7	3.7		3.0	3.7		3.3	3.3		3.3	3.3	
All-Red Time (s)	2.0	2.0		0.0	2.0		2.4	2.4		2.4	2.4	
Lost Time Adjust (s)	0.0	0.0		0.0	0.0			0.0		0.0	0.0	
Total Lost Time (s)	5.7	5.7		3.0	5.7			5.7		5.7	5.7	
Lead/Lag	Lag	Lag		Lead								
Lead-Lag Optimize?	Yes	Yes		Yes								
Vehicle Extension (s)	3.0	3.0		3.0	3.0		3.0	3.0		3.0	3.0	
Recall Mode	C-Max	C-Max		None	C-Max		None	None		None	None	
Walk Time (s)	10.0	10.0			10.0		10.0	10.0		10.0	10.0	
Flash Dont Walk (s)	12.0	12.0			12.0		17.0	17.0		17.0	17.0	
Pedestrian Calls (#/hr)	1	1			4		1	1		2	2	
Act Effct Green (s)	67.4	67.4		77.9	75.2			13.4		13.4	13.4	
Actuated g/C Ratio	0.67	0.67		0.78	0.75			0.13		0.13	0.13	
v/c Ratio	0.03	0.35		0.14	0.42			0.42		0.04	0.14	

Lane Group	EBL	EBT	EBR	WBL	WBT	WBR	NBL	NBT	NBR	SBL	SBT	SBR
Control Delay	8.9	6.7		1.6	2.4			16.8		33.6	19.7	
Queue Delay	0.0	0.0		0.0	0.0			0.0		0.0	0.0	
Total Delay	8.9	6.7		1.6	2.4			16.8		33.6	19.7	
LOS	A	A		A	A			B		C	B	
Approach Delay		6.7			2.3			16.8			21.6	
Approach LOS		A			A			B			C	
Queue Length 50th (m)	0.4	19.4		0.5	5.5			6.1		1.0	2.1	
Queue Length 95th (m)	m2.6	46.4		m2.7	40.0			18.8		3.7	9.0	
Internal Link Dist (m)		316.9			474.9			129.4			56.6	
Turn Bay Length (m)	30.0			30.0						20.0		
Base Capacity (vph)	367	2249		552	2374			499		282	441	
Starvation Cap Reductn	0	0		0	0			0		0	0	
Spillback Cap Reductn	0	0		0	0			0		0	0	
Storage Cap Reductn	0	0		0	0			0		0	0	
Reduced v/c Ratio	0.03	0.35		0.13	0.42			0.24		0.02	0.07	

Intersection Summary			
Area Type:	Other		
Cycle Length: 100			
Actuated Cycle Length: 100			
Offset: 82 (82%), Referenced to phase 2:EBTL and 6:WBTL, Start of Green			
Natural Cycle: 70			
Control Type: Actuated-Coordinated			
Maximum v/c Ratio: 0.42			
Intersection Signal Delay: 5.2		Intersection LOS: A	
Intersection Capacity Utilization 70.6%		ICU Level of Service C	
Analysis Period (min) 15			
m	Volume for 95th percentile queue is metered by upstream signal.		

Splits and Phases: 131: Miles Rd./Eva St. & Rymal Rd.



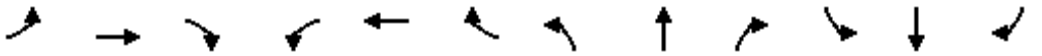

Lane Group	EBL	EBT	EBR	WBL	WBT	WBR	NBL	NBT	NBR	SBL	SBT	SBR
Lane Configurations												
Traffic Volume (vph)	175	834	56	50	922	100	54	83	52	197	174	220
Future Volume (vph)	175	834	56	50	922	100	54	83	52	197	174	220
Ideal Flow (vphpl)	1900	1900	1900	1900	1900	1900	1900	1900	1900	1900	1900	1900
Storage Length (m)	20.0		0.0	20.0		0.0	40.0		0.0	40.0		0.0
Storage Lanes	1		0	1		0	1		0	1		0
Taper Length (m)	7.5			7.5			7.5			7.5		
Lane Util. Factor	1.00	0.95	0.95	1.00	0.95	0.95	1.00	1.00	1.00	1.00	1.00	1.00
Ped Bike Factor		1.00		1.00	0.99		1.00	0.99		1.00	0.99	
Frt		0.990			0.985			0.942			0.916	
Flt Protected	0.950			0.950			0.950			0.950		
Satd. Flow (prot)	1770	3564	0	1805	3456	0	1805	1779	0	1787	1715	0
Flt Permitted	0.109			0.212			0.173			0.598		
Satd. Flow (perm)	203	3564	0	402	3456	0	328	1779	0	1122	1715	0
Right Turn on Red			Yes			Yes			Yes			Yes
Satd. Flow (RTOR)		8			13			32			64	
Link Speed (k/h)		50			50			50			50	
Link Distance (m)		291.6			340.9			113.6			275.5	
Travel Time (s)		21.0			24.5			8.2			19.8	
Confl. Peds. (#/hr)	24		6	6		24	6		3	3		6
Peak Hour Factor	0.91	0.91	0.91	0.91	0.91	0.91	0.91	0.91	0.91	0.91	0.91	0.91
Heavy Vehicles (%)	2%	0%	1%	0%	2%	4%	0%	0%	0%	1%	1%	0%
Adj. Flow (vph)	192	916	62	55	1013	110	59	91	57	216	191	242
Shared Lane Traffic (%)												
Lane Group Flow (vph)	192	978	0	55	1123	0	59	148	0	216	433	0
Turn Type	pm+pt	NA		pm+pt	NA		pm+pt	NA		pm+pt	NA	
Protected Phases	5	2		1	6		3	8		7	4	
Permitted Phases	2			6			8			4		
Detector Phase	5	2		1	6		3	8		7	4	
Switch Phase												
Minimum Initial (s)	5.0	20.0		5.0	20.0		5.0	10.0		5.0	10.0	
Minimum Split (s)	8.0	30.1		8.0	30.1		9.5	34.3		9.5	34.3	
Total Split (s)	11.0	43.0		11.0	43.0		11.0	35.0		11.0	35.0	
Total Split (%)	11.0%	43.0%		11.0%	43.0%		11.0%	35.0%		11.0%	35.0%	
Maximum Green (s)	8.0	36.9		8.0	36.9		8.0	28.7		8.0	28.7	
Yellow Time (s)	3.0	3.7		3.0	3.7		3.0	3.3		3.0	3.3	
All-Red Time (s)	0.0	2.4		0.0	2.4		0.0	3.0		0.0	3.0	
Lost Time Adjust (s)	0.0	0.0		0.0	0.0		0.0	0.0		0.0	0.0	
Total Lost Time (s)	3.0	6.1		3.0	6.1		3.0	6.3		3.0	6.3	
Lead/Lag	Lead	Lag		Lead	Lag		Lead	Lag		Lead	Lag	
Lead-Lag Optimize?	Yes	Yes		Yes	Yes		Yes	Yes		Yes	Yes	
Vehicle Extension (s)	1.0	0.2		1.0	0.2		3.0	0.2		3.0	0.2	
Recall Mode	None	C-Max		None	C-Max		None	None		None	None	
Walk Time (s)		12.0			12.0			12.0			12.0	
Flash Dont Walk (s)		12.0			12.0			16.0			16.0	
Pedestrian Calls (#/hr)		6			24			6			3	
Act Effct Green (s)	56.4	46.9		50.8	42.3		33.2	22.8		35.0	25.3	
Actuated g/C Ratio	0.56	0.47		0.51	0.42		0.33	0.23		0.35	0.25	
v/c Ratio	0.77	0.58		0.20	0.77		0.28	0.34		0.48	0.90	

Lane Group	EBL	EBT	EBR	WBL	WBT	WBR	NBL	NBT	NBR	SBL	SBT	SBR
Control Delay	47.2	15.1		13.3	25.4		21.2	25.5		25.7	53.3	
Queue Delay	0.0	0.0		0.0	0.0		0.0	0.0		0.0	0.0	
Total Delay	47.2	15.1		13.3	25.4		21.2	25.5		25.7	53.3	
LOS	D	B		B	C		C	C		C	D	
Approach Delay		20.4			24.8			24.3			44.1	
Approach LOS		C			C			C			D	
Queue Length 50th (m)	23.7	38.1		3.9	98.2		7.4	18.9		29.7	73.4	
Queue Length 95th (m)	#62.4	109.0		11.1	#83.5		14.9	34.6		45.0	#120.4	
Internal Link Dist (m)		267.6			316.9			89.6			251.5	
Turn Bay Length (m)	20.0			20.0			40.0			40.0		
Base Capacity (vph)	252	1677		326	1467		230	533		446	537	
Starvation Cap Reductn	0	0		0	0		0	0		0	0	
Spillback Cap Reductn	0	0		0	0		0	0		0	0	
Storage Cap Reductn	0	0		0	0		0	0		0	0	
Reduced v/c Ratio	0.76	0.58		0.17	0.77		0.26	0.28		0.48	0.81	

Intersection Summary			
Area Type:	Other		
Cycle Length: 100			
Actuated Cycle Length: 100			
Offset: 90 (90%), Referenced to phase 2:EBTL and 6:WBTL, Start of Green			
Natural Cycle: 85			
Control Type: Actuated-Coordinated			
Maximum v/c Ratio: 0.90			
Intersection Signal Delay: 27.1		Intersection LOS: C	
Intersection Capacity Utilization 82.8%		ICU Level of Service E	
Analysis Period (min) 15			
# 95th percentile volume exceeds capacity, queue may be longer.			
Queue shown is maximum after two cycles.			

Splits and Phases: 130: Rymal Rd. & Upper Sherman Ave.

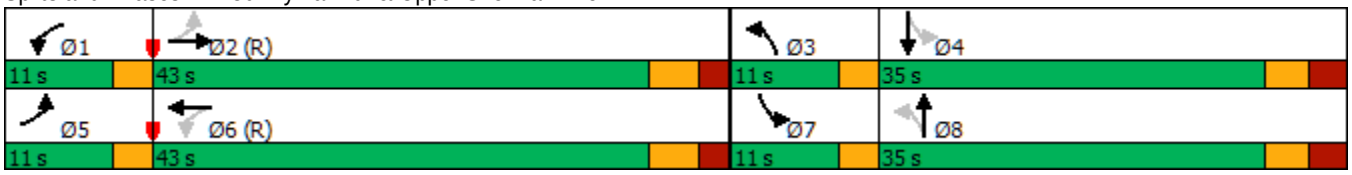

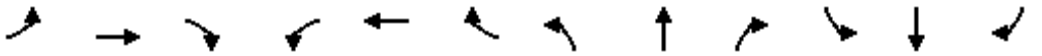

Lane Group	EBL	EBT	EBR	WBL	WBT	WBR	NBL	NBT	NBR	SBL	SBT	SBR
Lane Configurations												
Traffic Volume (vph)	15	994	22	120	1025	20	20	20	135	5	20	20
Future Volume (vph)	15	994	22	120	1025	20	20	20	135	5	20	20
Ideal Flow (vphpl)	1900	1900	1900	1900	1900	1900	1900	1900	1900	1900	1900	1900
Storage Length (m)	30.0		0.0	30.0		10.0	0.0		0.0	20.0		0.0
Storage Lanes	1		0	1		0	0		0	1		0
Taper Length (m)	7.5			7.5			7.5			30.0		
Lane Util. Factor	1.00	0.95	0.95	1.00	0.95	0.95	1.00	1.00	1.00	1.00	1.00	1.00
Ped Bike Factor	1.00				1.00			0.99		1.00	0.99	
Frt		0.997			0.997			0.895			0.925	
Flt Protected	0.950			0.950				0.994		0.950		
Satd. Flow (prot)	1504	3278	0	1787	3528	0	0	1625	0	1805	1688	0
Flt Permitted	0.241			0.194				0.958		0.367		
Satd. Flow (perm)	381	3278	0	365	3528	0	0	1564	0	696	1688	0
Right Turn on Red			Yes			Yes			Yes			Yes
Satd. Flow (RTOR)		3			3			152			22	
Link Speed (k/h)		50			50			50			50	
Link Distance (m)		340.9			498.9			153.4			80.6	
Travel Time (s)		24.5			35.9			11.0			5.8	
Confl. Peds. (#/hr)	5					5	9		2	2		9
Peak Hour Factor	0.89	0.89	0.89	0.89	0.89	0.89	0.89	0.89	0.89	0.89	0.89	0.89
Heavy Vehicles (%)	20%	10%	0%	1%	2%	0%	2%	10%	2%	0%	4%	2%
Adj. Flow (vph)	17	1117	25	135	1152	22	22	22	152	6	22	22
Shared Lane Traffic (%)												
Lane Group Flow (vph)	17	1142	0	135	1174	0	0	196	0	6	44	0
Turn Type	Perm	NA		pm+pt	NA		Perm	NA		Perm	NA	
Protected Phases		2		1	6			4			8	
Permitted Phases	2			6			4			8		
Detector Phase	2	2		1	6		4	4		8	8	
Switch Phase												
Minimum Initial (s)	20.0	20.0		5.0	20.0		10.0	10.0		10.0	10.0	
Minimum Split (s)	27.7	27.7		8.0	27.7		32.7	32.7		32.7	32.7	
Total Split (s)	56.0	56.0		11.0	67.0		33.0	33.0		33.0	33.0	
Total Split (%)	56.0%	56.0%		11.0%	67.0%		33.0%	33.0%		33.0%	33.0%	
Maximum Green (s)	50.3	50.3		8.0	61.3		27.3	27.3		27.3	27.3	
Yellow Time (s)	3.7	3.7		3.0	3.7		3.3	3.3		3.3	3.3	
All-Red Time (s)	2.0	2.0		0.0	2.0		2.4	2.4		2.4	2.4	
Lost Time Adjust (s)	0.0	0.0		0.0	0.0			0.0		0.0	0.0	
Total Lost Time (s)	5.7	5.7		3.0	5.7			5.7		5.7	5.7	
Lead/Lag	Lag	Lag		Lead								
Lead-Lag Optimize?	Yes	Yes		Yes								
Vehicle Extension (s)	3.0	3.0		3.0	3.0		3.0	3.0		3.0	3.0	
Recall Mode	C-Max	C-Max		None	C-Max		None	None		None	None	
Walk Time (s)	10.0	10.0			10.0		10.0	10.0		10.0	10.0	
Flash Dont Walk (s)	12.0	12.0			12.0		17.0	17.0		17.0	17.0	
Pedestrian Calls (#/hr)	0	0			5		2	2		9	9	
Act Effct Green (s)	64.8	64.8		77.6	74.9			13.7		13.7	13.7	
Actuated g/C Ratio	0.65	0.65		0.78	0.75			0.14		0.14	0.14	
v/c Ratio	0.07	0.54		0.35	0.44			0.57		0.06	0.18	

Lane Group	EBL	EBT	EBR	WBL	WBT	WBR	NBL	NBT	NBR	SBL	SBT	SBR
Control Delay	7.4	7.1		3.5	2.9			16.9		34.6	22.3	
Queue Delay	0.0	0.0		0.0	0.0			0.0		0.0	0.0	
Total Delay	7.4	7.1		3.5	2.9			16.9		34.6	22.3	
LOS	A	A		A	A			B		C	C	
Approach Delay		7.1			2.9			16.9			23.7	
Approach LOS		A			A			B			C	
Queue Length 50th (m)	0.7	29.4		1.2	7.2			8.5		1.1	4.2	
Queue Length 95th (m)	m1.9	48.3		m9.2	65.6			24.2		4.2	11.7	
Internal Link Dist (m)		316.9			474.9			129.4			56.6	
Turn Bay Length (m)	30.0			30.0						20.0		
Base Capacity (vph)	247	2126		397	2643			537		190	476	
Starvation Cap Reductn	0	0		0	0			0		0	0	
Spillback Cap Reductn	0	0		0	0			0		0	0	
Storage Cap Reductn	0	0		0	0			0		0	0	
Reduced v/c Ratio	0.07	0.54		0.34	0.44			0.36		0.03	0.09	

Intersection Summary			
Area Type:	Other		
Cycle Length: 100			
Actuated Cycle Length: 100			
Offset: 94 (94%), Referenced to phase 2:EBTL and 6:WBTL, Start of Green			
Natural Cycle: 75			
Control Type: Actuated-Coordinated			
Maximum v/c Ratio: 0.57			
Intersection Signal Delay: 6.1		Intersection LOS: A	
Intersection Capacity Utilization 77.5%		ICU Level of Service D	
Analysis Period (min) 15			
m Volume for 95th percentile queue is metered by upstream signal.			

Splits and Phases: 131: Miles Rd./Eva St. & Rymal Rd.



Appendix B

Noise Sensitive Areas (NSAs)

POR ID	Description	Receptor Height [m]	Coordinates	
			UTM- X [m]	UTM- Y [m]
POR001	Outdoor Living Area	1.5	593902	4782650
POR002	Outdoor Living Area	1.5	593892	4782645
POR003	Outdoor Living Area	1.5	593828	4782667
POR004	Outdoor Living Area	1.5	593810	4782692
POR005	Outdoor Living Area	1.5	593780	4782679
POR006	Outdoor Living Area	1.5	593750	4782688
POR007	Outdoor Living Area	1.5	593722	4782697
POR008	Outdoor Living Area	1.5	593677	4782716
POR009	Outdoor Living Area	1.5	593643	4782730
POR010	Outdoor Living Area	1.5	593621	4782739
POR011	Outdoor Living Area	1.5	593405	4782810
POR012	Outdoor Living Area	1.5	593055	4782910
POR013	Outdoor Living Area	1.5	593006	4782924
POR014	Outdoor Living Area	1.5	592971	4782935
POR015	Outdoor Living Area	1.5	592929	4782952
POR016	Outdoor Living Area	1.5	592609	4783056
POR017	Outdoor Living Area	1.5	592305	4783154
POR018	Outdoor Living Area	1.5	592255	4783173
POR019	Outdoor Living Area	1.5	592250	4783176
POR020	Outdoor Living Area	1.5	592091	4783223
POR021	Outdoor Living Area	1.5	592045	4783242
POR022	Outdoor Living Area	1.5	592193	4783192
POR023	Outdoor Living Area	1.5	592200	4783190
POR024	Outdoor Living Area	1.5	592138	4783210
POR025	Outdoor Living Area	1.5	592143	4783208
POR026	Outdoor Living Area	1.5	592038	4783245
POR027	Outdoor Living Area	1.5	591984	4783255
POR028	Outdoor Living Area	1.5	591366	4783488
POR029	Outdoor Living Area	1.5	591330	4783501
POR030	Outdoor Living Area	1.5	591305	4783509
POR031	Outdoor Living Area	1.5	591269	4783494
POR032	Outdoor Living Area	1.5	591201	4783517
POR033	Outdoor Living Area	1.5	591191	4783534
POR034	Outdoor Living Area	1.5	591154	4783570
POR035	Outdoor Living Area	1.5	591145	4783571
POR036	Outdoor Living Area	1.5	591123	4783545
POR037	Outdoor Living Area	1.5	590944	4783592
POR038	Outdoor Living Area	1.5	590872	4783611
POR039	Outdoor Living Area	1.5	590705	4783676
POR040	Outdoor Living Area	1.5	590654	4783687
POR041	Outdoor Living Area	1.5	590597	4783702
POR042	Outdoor Living Area	1.5	590535	4783726
POR043	Outdoor Living Area	1.5	590526	4783734
POR044	Outdoor Living Area	1.5	590472	4783745
POR045	Outdoor Living Area	1.5	590417	4783762
POR046	Outdoor Living Area	1.5	590357	4783788
POR047	Outdoor Living Area	1.5	590285	4783808
POR048	Outdoor Living Area	1.5	590762	4783668
POR049	Outdoor Living Area	1.5	590785	4783659
POR050	Outdoor Living Area	1.5	590799	4783662
POR051	Outdoor Living Area	1.5	590810	4783658
POR052	Outdoor Living Area	1.5	590820	4783651
POR053	Outdoor Living Area	1.5	590842	4783645
POR054	Outdoor Living Area	1.5	590854	4783642
POR055	Outdoor Living Area	1.5	590999	4783599
POR056	Outdoor Living Area	1.5	591011	4783593
POR057	Outdoor Living Area	1.5	591022	4783588
POR058	Outdoor Living Area	1.5	591038	4783585

POR ID	Description	Receptor Height [m]	Coordinates	
			UTM- X [m]	UTM- Y [m]
POR059	Outdoor Living Area	1.5	591050	4783581
POR060	Outdoor Living Area	1.5	591078	4783573
POR061	Outdoor Living Area	1.5	592924	4782972
POR062	Outdoor Living Area	1.5	592910	4782978
POR063	Outdoor Living Area	1.5	592896	4782979
POR064	Outdoor Living Area	1.5	592886	4782991
POR065	Outdoor Living Area	1.5	592875	4782995
POR066	Outdoor Living Area	1.5	592860	4782996
POR067	Outdoor Living Area	1.5	592849	4783003
POR068	Outdoor Living Area	1.5	592833	4783010
POR069	Outdoor Living Area	1.5	592812	4783014
POR070	Outdoor Living Area	1.5	592801	4783021
POR071	Outdoor Living Area	1.5	592779	4783027
POR072	Outdoor Living Area	1.5	592758	4783031
POR073	Outdoor Living Area	1.5	592743	4783039
POR074	Outdoor Living Area	1.5	592721	4783047
POR076	Outdoor Living Area	1.5	592698	4783062
POR077	Outdoor Living Area	1.5	592590	4783081
POR078	Outdoor Living Area	1.5	592539	4783095
POR079	Outdoor Living Area	1.5	593610	4782677
POR080	Outdoor Living Area	1.5	593555	4782699
POR081	Outdoor Living Area	1.5	593535	4782707
POR082	Outdoor Living Area	1.5	593507	4782716
POR083	Outdoor Living Area	1.5	593466	4782727
POR084	Outdoor Living Area	1.5	593420	4782742
POR085	Outdoor Living Area	1.5	593347	4782765
POR086	Outdoor Living Area	1.5	593291	4782784
POR087	Outdoor Living Area	1.5	593229	4782759
POR088	Outdoor Living Area	1.5	593206	4782812
POR089	Outdoor Living Area	1.5	593165	4782825
POR090	Outdoor Living Area	1.5	593088	4782830
POR091	Outdoor Living Area	1.5	593045	4782857
POR092	Outdoor Living Area	1.5	593012	4782868
POR093	Outdoor Living Area	1.5	592970	4782881
POR094	Outdoor Living Area	1.5	592954	4782891
POR095	Outdoor Living Area	1.5	592883	4782872
POR096	Outdoor Living Area	1.5	592829	4782828
POR097	Outdoor Living Area	1.5	592829	4782908
POR098	Outdoor Living Area	1.5	592798	4782922
POR099	Outdoor Living Area	1.5	592750	4782936
POR100	Outdoor Living Area	1.5	592729	4782945
POR101	Outdoor Living Area	1.5	592693	4782954
POR102	Outdoor Living Area	1.5	592666	4782962
POR103	Outdoor Living Area	1.5	592615	4783000
POR104	Outdoor Living Area	1.5	592594	4782994
POR105	Outdoor Living Area	1.5	592579	4782996
POR106	Outdoor Living Area	1.5	592567	4783000
POR107	Outdoor Living Area	1.5	592537	4783000
POR108	Outdoor Living Area	1.5	592511	4783003
POR109	Outdoor Living Area	1.5	592479	4783009
POR110	Outdoor Living Area	1.5	592430	4783032
POR111	Outdoor Living Area	1.5	592383	4783044
POR112	Outdoor Living Area	1.5	592372	4783048
POR113	Outdoor Living Area	1.5	592083	4783181
POR114	Outdoor Living Area	1.5	592031	4783194
POR115	Outdoor Living Area	1.5	592018	4783195
POR116	Outdoor Living Area	1.5	592008	4783203
POR117	Outdoor Living Area	1.5	591997	4783209

POR ID	Description	Receptor Height [m]	Coordinates	
			UTM- X [m]	UTM- Y [m]
POR118	Outdoor Living Area	1.5	591980	4783214
POR119	Outdoor Living Area	1.5	591960	4783205
POR120	Outdoor Living Area	1.5	591950	4783202
POR121	Outdoor Living Area	1.5	591833	4783228
POR122	Outdoor Living Area	1.5	591807	4783215
POR123	Outdoor Living Area	1.5	591771	4783236
POR124	Outdoor Living Area	1.5	591744	4783231
POR125	Outdoor Living Area	1.5	591714	4783247
POR126	Outdoor Living Area	1.5	591689	4783254
POR127	Outdoor Living Area	1.5	591641	4783282
POR128	Outdoor Living Area	1.5	591609	4783327
POR129	Outdoor Living Area	1.5	591567	4783339
POR130	Outdoor Living Area	1.5	591517	4783336
POR131	Outdoor Living Area	1.5	591477	4783334
POR132	Outdoor Living Area	1.5	591472	4783374
POR133	Outdoor Living Area	1.5	591422	4783390
POR134	Outdoor Living Area	1.5	591409	4783374
POR135	Outdoor Living Area	1.5	591382	4783401
POR136	Outdoor Living Area	1.5	591335	4783414
POR137	Outdoor Living Area	1.5	590703	4783611
POR138	Outdoor Living Area	1.5	590695	4783618
POR139	Outdoor Living Area	1.5	590665	4783627
POR140	Outdoor Living Area	1.5	590655	4783632
POR141	Outdoor Living Area	1.5	590648	4783639
POR142	Outdoor Living Area	1.5	590635	4783643
POR143	Outdoor Living Area	1.5	590613	4783643
POR144	Outdoor Living Area	1.5	590594	4783633
POR145	Outdoor Living Area	1.5	590564	4783667
POR146	Outdoor Living Area	1.5	590506	4783638
POR147	Outdoor Living Area	1.5	590472	4783655
POR148	Outdoor Living Area	1.5	590439	4783661
POR149	Outdoor Living Area	1.5	590412	4783681
POR150	Outdoor Living Area	1.5	590403	4783706
POR151	Outdoor Living Area	1.5	590349	4783712
POR152	Outdoor Living Area	1.5	590326	4783717
POR153	Outdoor Living Area	1.5	590293	4783728
POR154	Outdoor Living Area	1.5	590260	4783744
POR155	Outdoor Living Area	1.5	590216	4783748
POR156	Outdoor Living Area	1.5	590192	4783765
POR157	Outdoor Living Area	1.5	590166	4783776
POR158	Outdoor Living Area	1.5	590132	4783785
POR159	Outdoor Living Area	1.5	590115	4783789
POR160	Outdoor Living Area	1.5	591416	4783479

Appendix C

CADNA/A Model Output

Receiver
Name:
ID: POR002
X: 593892.14 m
Y: 4782644.62 m
Z: 1.50 m

Road, TNM, Name: "Rymal6 westbound", ID: "!02!Rymal6_WB"														
Nr.	X	Y	Z	Refl.	DEN	Freq.	Lw	Ad	Aair	Agr	Afol	RL	Lr
	(m)	(m)	(m)			(Hz)	dB(A)	(dB)	(dB)	(dB)	(dB)	(dB)	dB(A)
76	594254.12	4782507.00	0.10	0	D	50	22.1	-24.7	0.0	-6.0	0.0	0.0	3.4
76	594254.12	4782507.00	0.10	0	D	63	29.4	-24.7	0.0	-5.8	0.0	0.0	10.5
76	594254.12	4782507.00	0.10	0	D	80	33.6	-24.7	0.0	-5.7	0.0	0.0	14.6
76	594254.12	4782507.00	0.10	0	D	100	35.9	-24.7	0.0	-5.6	0.0	0.0	16.7
76	594254.12	4782507.00	0.10	0	D	125	37.4	-24.7	0.0	-5.3	0.0	0.0	17.9
76	594254.12	4782507.00	0.10	0	D	160	39.1	-24.7	0.0	-4.7	0.0	0.0	19.1
76	594254.12	4782507.00	0.10	0	D	200	41.2	-24.7	0.0	-3.8	0.0	0.0	20.2
76	594254.12	4782507.00	0.10	0	D	250	44.4	-24.7	0.0	-1.7	0.0	0.0	21.4
76	594254.12	4782507.00	0.10	0	D	315	44.9	-24.7	0.0	1.7	0.0	0.0	18.5
76	594254.12	4782507.00	0.10	0	D	400	45.3	-24.7	0.0	7.7	0.0	0.0	12.8
76	594254.12	4782507.00	0.10	0	D	500	47.7	-24.7	0.0	16.1	0.0	0.0	6.8
76	594254.12	4782507.00	0.10	0	D	630	49.2	-24.7	0.0	23.0	0.0	0.0	1.5
76	594254.12	4782507.00	0.10	0	N	50	22.0	-24.7	0.0	-6.0	0.0	0.0	3.3
76	594254.12	4782507.00	0.10	0	N	63	29.3	-24.7	0.0	-5.8	0.0	0.0	10.4
76	594254.12	4782507.00	0.10	0	N	80	33.5	-24.7	0.0	-5.7	0.0	0.0	14.5
76	594254.12	4782507.00	0.10	0	N	100	35.8	-24.7	0.0	-5.6	0.0	0.0	16.6
76	594254.12	4782507.00	0.10	0	N	125	37.3	-24.7	0.0	-5.3	0.0	0.0	17.9
76	594254.12	4782507.00	0.10	0	N	160	39.1	-24.7	0.0	-4.7	0.0	0.0	19.1
76	594254.12	4782507.00	0.10	0	N	200	41.1	-24.7	0.0	-3.8	0.0	0.0	20.1
76	594254.12	4782507.00	0.10	0	N	250	44.3	-24.7	0.0	-1.7	0.0	0.0	21.3
76	594254.12	4782507.00	0.10	0	N	315	44.8	-24.7	0.0	1.7	0.0	0.0	18.4
76	594254.12	4782507.00	0.10	0	N	400	45.2	-24.7	0.0	7.7	0.0	0.0	12.8
76	594254.12	4782507.00	0.10	0	N	500	47.6	-24.7	0.0	16.1	0.0	0.0	6.7
76	594254.12	4782507.00	0.10	0	N	630	49.1	-24.7	0.0	23.0	0.0	0.0	1.4
95	594156.97	4782537.34	0.10	0	D	50	22.1	-22.0	0.0	-6.0	0.0	0.0	6.1
95	594156.97	4782537.34	0.10	0	D	63	29.4	-22.0	0.0	-5.9	0.0	0.0	13.2
95	594156.97	4782537.34	0.10	0	D	80	33.6	-22.0	0.0	-5.8	0.0	0.0	17.3
95	594156.97	4782537.34	0.10	0	D	100	35.9	-22.0	0.0	-5.6	0.0	0.0	19.5
95	594156.97	4782537.34	0.10	0	D	125	37.4	-22.0	0.0	-5.4	0.0	0.0	20.8
95	594156.97	4782537.34	0.10	0	D	160	39.1	-22.0	0.0	-4.9	0.0	0.0	22.0
95	594156.97	4782537.34	0.10	0	D	200	41.2	-22.0	0.0	-4.2	0.0	0.0	23.3
95	594156.97	4782537.34	0.10	0	D	250	44.4	-22.0	0.0	-2.7	0.0	0.0	25.0
95	594156.97	4782537.34	0.10	0	D	315	44.9	-22.0	0.0	-0.1	0.0	0.0	22.9
95	594156.97	4782537.34	0.10	0	D	400	45.3	-22.0	0.0	4.6	0.0	0.0	18.6
95	594156.97	4782537.34	0.10	0	D	500	47.7	-22.0	0.0	11.6	0.0	0.0	14.0
95	594156.97	4782537.34	0.10	0	D	630	49.2	-22.0	0.0	19.4	0.0	0.0	7.7
95	594156.97	4782537.34	0.10	0	D	800	48.0	-22.0	0.0	22.3	0.0	0.0	3.7
95	594156.97	4782537.34	0.10	0	D	1000	48.6	-22.0	0.0	23.5	0.0	0.0	3.1
95	594156.97	4782537.34	0.10	0	D	1250	47.5	-22.0	0.0	24.9	0.0	0.0	0.5
95	594156.97	4782537.34	0.10	0	N	50	22.0	-22.0	0.0	-6.0	0.0	0.0	6.0
95	594156.97	4782537.34	0.10	0	N	63	29.3	-22.0	0.0	-5.9	0.0	0.0	13.1
95	594156.97	4782537.34	0.10	0	N	80	33.5	-22.0	0.0	-5.8	0.0	0.0	17.3
95	594156.97	4782537.34	0.10	0	N	100	35.8	-22.0	0.0	-5.6	0.0	0.0	19.4
95	594156.97	4782537.34	0.10	0	N	125	37.3	-22.0	0.0	-5.4	0.0	0.0	20.7
95	594156.97	4782537.34	0.10	0	N	160	39.1	-22.0	0.0	-4.9	0.0	0.0	22.0
95	594156.97	4782537.34	0.10	0	N	200	41.1	-22.0	0.0	-4.2	0.0	0.0	23.2
95	594156.97	4782537.34	0.10	0	N	250	44.3	-22.0	0.0	-2.7	0.0	0.0	25.0
95	594156.97	4782537.34	0.10	0	N	315	44.8	-22.0	0.0	-0.1	0.0	0.0	22.9
95	594156.97	4782537.34	0.10	0	N	400	45.2	-22.0	0.0	4.6	0.0	0.0	18.6
95	594156.97	4782537.34	0.10	0	N	500	47.6	-22.0	0.0	11.6	0.0	0.0	13.9
95	594156.97	4782537.34	0.10	0	N	630	49.1	-22.0	0.0	19.4	0.0	0.0	7.6
95	594156.97	4782537.34	0.10	0	N	800	48.0	-22.0	0.0	22.3	0.0	0.0	3.6

Notes:

Nr.: Road segment number
X,Y,Z: UTM 17N coordinates of the road segment
Refl.: Reflection # of the sound ray (i.e. "0" runs directly from source to receiver, "1" has reflected off of an object, etc.)
DEN: Day/Evening/Nighttime
Freq.: Frequency band being calculated
Lw: Sound power level of segment
Ad: distance adjustment
Aair: atmospheric adjustment
Agr: ground adjustment
Afol: foliage adjustment
RL: Reflection loss
Lr: Partial level from road segment at receiver

Road, TNM, Name: "Rymal6 westbound", ID: "!02!Rymal6_WB"													
Nr.	X	Y	Z	Refl.	DEN	Freq.	Lw	Ad	Aair	Agr	Afol	RL	Lr
	(m)	(m)	(m)			(Hz)	dB(A)	(dB)	(dB)	(dB)	(dB)	(dB)	dB(A)
95	594156.97	4782537.34	0.10	0	N	1000	48.5	-22.0	0.0	23.5	0.0	0.0	3.0
95	594156.97	4782537.34	0.10	0	N	1250	47.5	-22.0	0.0	24.9	0.0	0.0	0.5
113	594084.10	4782560.09	0.10	0	D	50	22.1	-22.4	0.0	-6.0	0.0	0.0	5.7
113	594084.10	4782560.09	0.10	0	D	63	29.4	-22.4	0.0	-5.9	0.0	0.0	12.8
113	594084.10	4782560.09	0.10	0	D	80	33.6	-22.4	0.0	-5.8	0.0	0.0	17.0
113	594084.10	4782560.09	0.10	0	D	100	35.9	-22.4	0.0	-5.7	0.0	0.0	19.1
113	594084.10	4782560.09	0.10	0	D	125	37.4	-22.4	0.0	-5.5	0.0	0.0	20.5
113	594084.10	4782560.09	0.10	0	D	160	39.1	-22.4	0.0	-5.1	0.0	0.0	21.8
113	594084.10	4782560.09	0.10	0	D	200	41.2	-22.4	0.0	-4.5	0.0	0.0	23.2
113	594084.10	4782560.09	0.10	0	D	250	44.4	-22.4	0.0	-3.4	0.0	0.0	25.3
113	594084.10	4782560.09	0.10	0	D	315	44.9	-22.4	0.0	-1.4	0.0	0.0	23.8
113	594084.10	4782560.09	0.10	0	D	400	45.3	-22.4	0.0	2.2	0.0	0.0	20.6
113	594084.10	4782560.09	0.10	0	D	500	47.7	-22.4	0.0	7.8	0.0	0.0	17.5
113	594084.10	4782560.09	0.10	0	D	630	49.2	-22.4	0.0	15.3	0.0	0.0	11.4
113	594084.10	4782560.09	0.10	0	D	800	48.0	-22.4	0.0	19.2	0.0	0.0	6.3
113	594084.10	4782560.09	0.10	0	D	1000	48.6	-22.4	0.0	20.5	0.0	0.0	5.6
113	594084.10	4782560.09	0.10	0	D	1250	47.5	-22.4	0.0	21.9	0.0	0.0	3.2
113	594084.10	4782560.09	0.10	0	D	1600	46.9	-22.4	0.0	24.0	0.0	0.0	0.5
113	594084.10	4782560.09	0.10	0	N	50	22.0	-22.4	0.0	-6.0	0.0	0.0	5.6
113	594084.10	4782560.09	0.10	0	N	63	29.3	-22.4	0.0	-5.9	0.0	0.0	12.8
113	594084.10	4782560.09	0.10	0	N	80	33.5	-22.4	0.0	-5.8	0.0	0.0	16.9
113	594084.10	4782560.09	0.10	0	N	100	35.8	-22.4	0.0	-5.7	0.0	0.0	19.1
113	594084.10	4782560.09	0.10	0	N	125	37.3	-22.4	0.0	-5.5	0.0	0.0	20.4
113	594084.10	4782560.09	0.10	0	N	160	39.1	-22.4	0.0	-5.1	0.0	0.0	21.8
113	594084.10	4782560.09	0.10	0	N	200	41.1	-22.4	0.0	-4.5	0.0	0.0	23.2
113	594084.10	4782560.09	0.10	0	N	250	44.3	-22.4	0.0	-3.4	0.0	0.0	25.3
113	594084.10	4782560.09	0.10	0	N	315	44.8	-22.4	0.0	-1.4	0.0	0.0	23.8
113	594084.10	4782560.09	0.10	0	N	400	45.2	-22.4	0.0	2.2	0.0	0.0	20.6
113	594084.10	4782560.09	0.10	0	N	500	47.6	-22.4	0.0	7.8	0.0	0.0	17.4
113	594084.10	4782560.09	0.10	0	N	630	49.1	-22.4	0.0	15.3	0.0	0.0	11.4
113	594084.10	4782560.09	0.10	0	N	800	48.0	-22.4	0.0	19.2	0.0	0.0	6.3
113	594084.10	4782560.09	0.10	0	N	1000	48.5	-22.4	0.0	20.5	0.0	0.0	5.6
113	594084.10	4782560.09	0.10	0	N	1250	47.5	-22.4	0.0	21.9	0.0	0.0	3.1
113	594084.10	4782560.09	0.10	0	N	1600	46.8	-22.4	0.0	24.0	0.0	0.0	0.4
115	594035.52	4782575.25	0.10	0	D	50	22.1	-20.0	0.0	-6.0	0.0	0.0	8.1
115	594035.52	4782575.25	0.10	0	D	63	29.4	-20.0	0.0	-5.9	0.0	0.0	15.3
115	594035.52	4782575.25	0.10	0	D	80	33.6	-20.0	0.0	-5.8	0.0	0.0	19.4
115	594035.52	4782575.25	0.10	0	D	100	35.9	-20.0	0.0	-5.7	0.0	0.0	21.6
115	594035.52	4782575.25	0.10	0	D	125	37.4	-20.0	0.0	-5.6	0.0	0.0	23.0
115	594035.52	4782575.25	0.10	0	D	160	39.1	-20.0	0.0	-5.3	0.0	0.0	24.4
115	594035.52	4782575.25	0.10	0	D	200	41.2	-20.0	0.0	-4.8	0.0	0.0	25.9
115	594035.52	4782575.25	0.10	0	D	250	44.4	-20.0	0.0	-3.9	0.0	0.0	28.2
115	594035.52	4782575.25	0.10	0	D	315	44.9	-20.0	0.0	-2.3	0.0	0.0	27.1
115	594035.52	4782575.25	0.10	0	D	400	45.3	-20.0	0.0	0.6	0.0	0.0	24.7
115	594035.52	4782575.25	0.10	0	D	500	47.7	-20.0	0.0	5.0	0.0	0.0	22.6
115	594035.52	4782575.25	0.10	0	D	630	49.2	-20.0	0.0	11.5	0.0	0.0	17.6
115	594035.52	4782575.25	0.10	0	D	800	48.0	-20.0	0.0	16.4	0.0	0.0	11.6
115	594035.52	4782575.25	0.10	0	D	1000	48.6	-20.0	0.0	17.9	0.0	0.0	10.7
115	594035.52	4782575.25	0.10	0	D	1250	47.5	-20.0	0.0	19.3	0.0	0.0	8.2
115	594035.52	4782575.25	0.10	0	D	1600	46.9	-20.0	0.0	21.3	0.0	0.0	5.6
115	594035.52	4782575.25	0.10	0	D	2000	46.1	-20.0	0.0	23.4	0.0	0.0	2.7
115	594035.52	4782575.25	0.10	0	N	50	22.0	-20.0	0.0	-6.0	0.0	0.0	8.0
115	594035.52	4782575.25	0.10	0	N	63	29.3	-20.0	0.0	-5.9	0.0	0.0	15.2
115	594035.52	4782575.25	0.10	0	N	80	33.5	-20.0	0.0	-5.8	0.0	0.0	19.4
115	594035.52	4782575.25	0.10	0	N	100	35.8	-20.0	0.0	-5.7	0.0	0.0	21.5
115	594035.52	4782575.25	0.10	0	N	125	37.3	-20.0	0.0	-5.6	0.0	0.0	22.9
115	594035.52	4782575.25	0.10	0	N	160	39.1	-20.0	0.0	-5.3	0.0	0.0	24.3
115	594035.52	4782575.25	0.10	0	N	200	41.1	-20.0	0.0	-4.8	0.0	0.0	25.9
115	594035.52	4782575.25	0.10	0	N	250	44.3	-20.0	0.0	-3.9	0.0	0.0	28.2
115	594035.52	4782575.25	0.10	0	N	315	44.8	-20.0	0.0	-2.3	0.0	0.0	27.1
115	594035.52	4782575.25	0.10	0	N	400	45.2	-20.0	0.0	0.6	0.0	0.0	24.6
115	594035.52	4782575.25	0.10	0	N	500	47.6	-20.0	0.0	5.0	0.0	0.0	22.6
115	594035.52	4782575.25	0.10	0	N	630	49.1	-20.0	0.0	11.5	0.0	0.0	17.6

Road, TNM, Name: "Rymal6 westbound", ID: "!02!Rymal6_WB"													
Nr.	X	Y	Z	Refl.	DEN	Freq.	Lw	Ad	Aair	Agr	Afol	RL	Lr
	(m)	(m)	(m)			(Hz)	dB(A)	(dB)	(dB)	(dB)	(dB)	(dB)	dB(A)
115	594035.52	4782575.25	0.10	0	N	800	48.0	-20.0	0.0	16.4	0.0	0.0	11.5
115	594035.52	4782575.25	0.10	0	N	1000	48.5	-20.0	0.0	17.9	0.0	0.0	10.6
115	594035.52	4782575.25	0.10	0	N	1250	47.5	-20.0	0.0	19.3	0.0	0.0	8.1
115	594035.52	4782575.25	0.10	0	N	1600	46.8	-20.0	0.0	21.3	0.0	0.0	5.5
115	594035.52	4782575.25	0.10	0	N	2000	46.1	-20.0	0.0	23.4	0.0	0.0	2.7
132	593986.95	4782590.42	0.10	0	D	50	22.1	-16.6	0.0	-6.0	0.0	0.0	11.5
132	593986.95	4782590.42	0.10	0	D	63	29.4	-16.6	0.0	-5.9	0.0	0.0	18.7
132	593986.95	4782590.42	0.10	0	D	80	33.6	-16.6	0.0	-5.9	0.0	0.0	22.8
132	593986.95	4782590.42	0.10	0	D	100	35.9	-16.6	0.0	-5.8	0.0	0.0	25.0
132	593986.95	4782590.42	0.10	0	D	125	37.4	-16.6	0.0	-5.6	0.0	0.0	26.4
132	593986.95	4782590.42	0.10	0	D	160	39.1	-16.6	0.0	-5.4	0.0	0.0	27.9
132	593986.95	4782590.42	0.10	0	D	200	41.2	-16.6	0.0	-5.0	0.0	0.0	29.5
132	593986.95	4782590.42	0.10	0	D	250	44.4	-16.6	0.0	-4.3	0.0	0.0	32.1
132	593986.95	4782590.42	0.10	0	D	315	44.9	-16.6	0.0	-3.1	0.0	0.0	31.4
132	593986.95	4782590.42	0.10	0	D	400	45.3	-16.6	0.0	-1.0	0.0	0.0	29.7
132	593986.95	4782590.42	0.10	0	D	500	47.7	-16.6	0.0	2.2	0.0	0.0	28.9
132	593986.95	4782590.42	0.10	0	D	630	49.2	-16.6	0.0	7.1	0.0	0.0	25.5
132	593986.95	4782590.42	0.10	0	D	800	48.0	-16.6	0.0	12.2	0.0	0.0	19.2
132	593986.95	4782590.42	0.10	0	D	1000	48.6	-16.6	0.0	14.4	0.0	0.0	17.6
132	593986.95	4782590.42	0.10	0	D	1250	47.5	-16.6	0.0	15.9	0.0	0.0	15.0
132	593986.95	4782590.42	0.10	0	D	1600	46.9	-16.6	0.0	17.8	0.0	0.0	12.5
132	593986.95	4782590.42	0.10	0	D	2000	46.1	-16.6	0.0	19.8	0.0	0.0	9.8
132	593986.95	4782590.42	0.10	0	D	2500	45.1	-16.6	0.0	21.4	0.0	0.0	7.0
132	593986.95	4782590.42	0.10	0	D	3150	44.5	-16.6	0.0	21.8	0.0	0.0	6.0
132	593986.95	4782590.42	0.10	0	D	4000	42.8	-16.6	0.0	20.9	0.0	0.0	5.3
132	593986.95	4782590.42	0.10	0	D	5000	41.0	-16.6	0.0	20.1	0.0	0.0	4.3
132	593986.95	4782590.42	0.10	0	D	6300	38.9	-16.6	0.0	20.1	0.0	0.0	2.1
132	593986.95	4782590.42	0.10	0	N	50	22.0	-16.6	0.0	-6.0	0.0	0.0	11.4
132	593986.95	4782590.42	0.10	0	N	63	29.3	-16.6	0.0	-5.9	0.0	0.0	18.6
132	593986.95	4782590.42	0.10	0	N	80	33.5	-16.6	0.0	-5.9	0.0	0.0	22.8
132	593986.95	4782590.42	0.10	0	N	100	35.8	-16.6	0.0	-5.8	0.0	0.0	25.0
132	593986.95	4782590.42	0.10	0	N	125	37.3	-16.6	0.0	-5.6	0.0	0.0	26.4
132	593986.95	4782590.42	0.10	0	N	160	39.1	-16.6	0.0	-5.4	0.0	0.0	27.9
132	593986.95	4782590.42	0.10	0	N	200	41.1	-16.6	0.0	-5.0	0.0	0.0	29.5
132	593986.95	4782590.42	0.10	0	N	250	44.3	-16.6	0.0	-4.3	0.0	0.0	32.0
132	593986.95	4782590.42	0.10	0	N	315	44.8	-16.6	0.0	-3.1	0.0	0.0	31.3
132	593986.95	4782590.42	0.10	0	N	400	45.2	-16.6	0.0	-1.0	0.0	0.0	29.6
132	593986.95	4782590.42	0.10	0	N	500	47.6	-16.6	0.0	2.2	0.0	0.0	28.8
132	593986.95	4782590.42	0.10	0	N	630	49.1	-16.6	0.0	7.1	0.0	0.0	25.4
132	593986.95	4782590.42	0.10	0	N	800	48.0	-16.6	0.0	12.2	0.0	0.0	19.1
132	593986.95	4782590.42	0.10	0	N	1000	48.5	-16.6	0.0	14.4	0.0	0.0	17.5
132	593986.95	4782590.42	0.10	0	N	1250	47.5	-16.6	0.0	15.9	0.0	0.0	15.0
132	593986.95	4782590.42	0.10	0	N	1600	46.8	-16.6	0.0	17.8	0.0	0.0	12.4
132	593986.95	4782590.42	0.10	0	N	2000	46.1	-16.6	0.0	19.8	0.0	0.0	9.7
132	593986.95	4782590.42	0.10	0	N	2500	45.0	-16.6	0.0	21.4	0.0	0.0	7.0
132	593986.95	4782590.42	0.10	0	N	3150	44.4	-16.6	0.0	21.8	0.0	0.0	5.9
132	593986.95	4782590.42	0.10	0	N	4000	42.8	-16.6	0.0	20.9	0.0	0.0	5.2
132	593986.95	4782590.42	0.10	0	N	5000	40.9	-16.6	0.0	20.1	0.0	0.0	4.2
132	593986.95	4782590.42	0.10	0	N	6300	38.8	-16.6	0.0	20.1	0.0	0.0	2.1
135	593950.51	4782601.79	0.10	0	D	50	22.1	-16.2	0.0	-6.0	0.0	0.0	11.9
135	593950.51	4782601.79	0.10	0	D	63	29.4	-16.2	0.0	-5.9	0.0	0.0	19.1
135	593950.51	4782601.79	0.10	0	D	80	33.6	-16.2	0.0	-5.9	0.0	0.0	23.3
135	593950.51	4782601.79	0.10	0	D	100	35.9	-16.2	0.0	-5.8	0.0	0.0	25.5
135	593950.51	4782601.79	0.10	0	D	125	37.4	-16.2	0.0	-5.7	0.0	0.0	26.9
135	593950.51	4782601.79	0.10	0	D	160	39.1	-16.2	0.0	-5.5	0.0	0.0	28.5
135	593950.51	4782601.79	0.10	0	D	200	41.2	-16.2	0.0	-5.2	0.0	0.0	30.2
135	593950.51	4782601.79	0.10	0	D	250	44.4	-16.2	0.0	-4.6	0.0	0.0	32.9
135	593950.51	4782601.79	0.10	0	D	315	44.9	-16.2	0.0	-3.7	0.0	0.0	32.5
135	593950.51	4782601.79	0.10	0	D	400	45.3	-16.2	0.0	-2.2	0.0	0.0	31.3
135	593950.51	4782601.79	0.10	0	D	500	47.7	-16.2	0.0	0.0	0.0	0.0	31.5
135	593950.51	4782601.79	0.10	0	D	630	49.2	-16.2	0.0	3.5	0.0	0.0	29.5
135	593950.51	4782601.79	0.10	0	D	800	48.0	-16.2	0.0	7.7	0.0	0.0	24.1
135	593950.51	4782601.79	0.10	0	D	1000	48.6	-16.2	0.0	10.5	0.0	0.0	21.9

Road, TNM, Name: "Rymal6 westbound", ID: "!02!Rymal6_WB"													
Nr.	X	Y	Z	Refl.	DEN	Freq.	Lw	Ad	Aair	Agr	Afol	RL	Lr
	(m)	(m)	(m)			(Hz)	dB(A)	(dB)	(dB)	(dB)	(dB)	(dB)	dB(A)
135	593950.51	4782601.79	0.10	0	D	1250	47.5	-16.2	0.0	12.3	0.0	0.0	19.1
135	593950.51	4782601.79	0.10	0	D	1600	46.9	-16.2	0.0	14.2	0.0	0.0	16.6
135	593950.51	4782601.79	0.10	0	D	2000	46.1	-16.2	0.0	16.0	0.0	0.0	13.9
135	593950.51	4782601.79	0.10	0	D	2500	45.1	-16.2	0.0	17.6	0.0	0.0	11.3
135	593950.51	4782601.79	0.10	0	D	3150	44.5	-16.2	0.0	17.7	0.0	0.0	10.6
135	593950.51	4782601.79	0.10	0	D	4000	42.8	-16.2	0.0	16.3	0.0	0.0	10.3
135	593950.51	4782601.79	0.10	0	D	5000	41.0	-16.2	0.0	14.9	0.0	0.0	9.9
135	593950.51	4782601.79	0.10	0	D	6300	38.9	-16.2	0.0	14.9	0.0	0.0	7.8
135	593950.51	4782601.79	0.10	0	D	8000	36.1	-16.2	0.0	14.9	0.0	0.0	5.1
135	593950.51	4782601.79	0.10	0	D	10000	32.5	-16.2	0.0	14.9	0.0	0.0	1.4
135	593950.51	4782601.79	0.10	0	N	50	22.0	-16.2	0.0	-6.0	0.0	0.0	11.9
135	593950.51	4782601.79	0.10	0	N	63	29.3	-16.2	0.0	-5.9	0.0	0.0	19.1
135	593950.51	4782601.79	0.10	0	N	80	33.5	-16.2	0.0	-5.9	0.0	0.0	23.2
135	593950.51	4782601.79	0.10	0	N	100	35.8	-16.2	0.0	-5.8	0.0	0.0	25.5
135	593950.51	4782601.79	0.10	0	N	125	37.3	-16.2	0.0	-5.7	0.0	0.0	26.9
135	593950.51	4782601.79	0.10	0	N	160	39.1	-16.2	0.0	-5.5	0.0	0.0	28.4
135	593950.51	4782601.79	0.10	0	N	200	41.1	-16.2	0.0	-5.2	0.0	0.0	30.1
135	593950.51	4782601.79	0.10	0	N	250	44.3	-16.2	0.0	-4.6	0.0	0.0	32.8
135	593950.51	4782601.79	0.10	0	N	315	44.8	-16.2	0.0	-3.7	0.0	0.0	32.4
135	593950.51	4782601.79	0.10	0	N	400	45.2	-16.2	0.0	-2.2	0.0	0.0	31.3
135	593950.51	4782601.79	0.10	0	N	500	47.6	-16.2	0.0	0.0	0.0	0.0	31.4
135	593950.51	4782601.79	0.10	0	N	630	49.1	-16.2	0.0	3.5	0.0	0.0	29.5
135	593950.51	4782601.79	0.10	0	N	800	48.0	-16.2	0.0	7.7	0.0	0.0	24.1
135	593950.51	4782601.79	0.10	0	N	1000	48.5	-16.2	0.0	10.5	0.0	0.0	21.8
135	593950.51	4782601.79	0.10	0	N	1250	47.5	-16.2	0.0	12.3	0.0	0.0	19.0
135	593950.51	4782601.79	0.10	0	N	1600	46.8	-16.2	0.0	14.2	0.0	0.0	16.5
135	593950.51	4782601.79	0.10	0	N	2000	46.1	-16.2	0.0	16.0	0.0	0.0	13.9
135	593950.51	4782601.79	0.10	0	N	2500	45.0	-16.2	0.0	17.6	0.0	0.0	11.3
135	593950.51	4782601.79	0.10	0	N	3150	44.4	-16.2	0.0	17.7	0.0	0.0	10.5
135	593950.51	4782601.79	0.10	0	N	4000	42.8	-16.2	0.0	16.3	0.0	0.0	10.3
135	593950.51	4782601.79	0.10	0	N	5000	40.9	-16.2	0.0	14.9	0.0	0.0	9.9
135	593950.51	4782601.79	0.10	0	N	6300	38.8	-16.2	0.0	14.9	0.0	0.0	7.7
135	593950.51	4782601.79	0.10	0	N	8000	36.1	-16.2	0.0	14.9	0.0	0.0	5.0
135	593950.51	4782601.79	0.10	0	N	10000	32.4	-16.2	0.0	14.9	0.0	0.0	1.4
158	593932.30	4782607.48	0.10	0	D	50	22.1	-16.8	0.0	-6.0	0.0	0.0	11.3
158	593932.30	4782607.48	0.10	0	D	63	29.4	-16.8	0.0	-5.9	0.0	0.0	18.5
158	593932.30	4782607.48	0.10	0	D	80	33.6	-16.8	0.0	-5.9	0.0	0.0	22.7
158	593932.30	4782607.48	0.10	0	D	100	35.9	-16.8	0.0	-5.8	0.0	0.0	24.9
158	593932.30	4782607.48	0.10	0	D	125	37.4	-16.8	0.0	-5.7	0.0	0.0	26.3
158	593932.30	4782607.48	0.10	0	D	160	39.1	-16.8	0.0	-5.6	0.0	0.0	27.9
158	593932.30	4782607.48	0.10	0	D	200	41.2	-16.8	0.0	-5.3	0.0	0.0	29.6
158	593932.30	4782607.48	0.10	0	D	250	44.4	-16.8	0.0	-4.8	0.0	0.0	32.4
158	593932.30	4782607.48	0.10	0	D	315	44.9	-16.8	0.0	-4.1	0.0	0.0	32.1
158	593932.30	4782607.48	0.10	0	D	400	45.3	-16.8	0.0	-2.8	0.0	0.0	31.3
158	593932.30	4782607.48	0.10	0	D	500	47.7	-16.8	0.0	-1.0	0.0	0.0	31.9
158	593932.30	4782607.48	0.10	0	D	630	49.2	-16.8	0.0	1.6	0.0	0.0	30.7
158	593932.30	4782607.48	0.10	0	D	800	48.0	-16.8	0.0	5.1	0.0	0.0	26.1
158	593932.30	4782607.48	0.10	0	D	1000	48.6	-16.8	0.0	7.9	0.0	0.0	23.9
158	593932.30	4782607.48	0.10	0	D	1250	47.5	-16.8	0.0	9.9	0.0	0.0	20.9
158	593932.30	4782607.48	0.10	0	D	1600	46.9	-16.8	0.0	11.8	0.0	0.0	18.3
158	593932.30	4782607.48	0.10	0	D	2000	46.1	-16.8	0.0	13.7	0.0	0.0	15.7
158	593932.30	4782607.48	0.10	0	D	2500	45.1	-16.8	0.0	15.1	0.0	0.0	13.1
158	593932.30	4782607.48	0.10	0	D	3150	44.5	-16.8	0.0	15.1	0.0	0.0	12.5
158	593932.30	4782607.48	0.10	0	D	4000	42.8	-16.8	0.0	13.5	0.0	0.0	12.5
158	593932.30	4782607.48	0.10	0	D	5000	41.0	-16.8	0.0	11.8	0.0	0.0	12.4
158	593932.30	4782607.48	0.10	0	D	6300	38.9	-16.8	0.0	11.8	0.0	0.0	10.3
158	593932.30	4782607.48	0.10	0	D	8000	36.1	-16.8	0.0	11.8	0.0	0.0	7.5
158	593932.30	4782607.48	0.10	0	D	10000	32.5	-16.8	0.0	11.8	0.0	0.0	3.9
158	593932.30	4782607.48	0.10	0	N	50	22.0	-16.8	0.0	-6.0	0.0	0.0	11.2
158	593932.30	4782607.48	0.10	0	N	63	29.3	-16.8	0.0	-5.9	0.0	0.0	18.4
158	593932.30	4782607.48	0.10	0	N	80	33.5	-16.8	0.0	-5.9	0.0	0.0	22.6
158	593932.30	4782607.48	0.10	0	N	100	35.8	-16.8	0.0	-5.8	0.0	0.0	24.8
158	593932.30	4782607.48	0.10	0	N	125	37.3	-16.8	0.0	-5.7	0.0	0.0	26.3

Road, TNM, Name: "Rymal6 westbound", ID: "!02!Rymal6_WB"													
Nr.	X	Y	Z	Refl.	DEN	Freq.	Lw	Ad	Aair	Agr	Afol	RL	Lr
	(m)	(m)	(m)			(Hz)	dB(A)	(dB)	(dB)	(dB)	(dB)	(dB)	dB(A)
158	593932.30	4782607.48	0.10	0	N	160	39.1	-16.8	0.0	-5.6	0.0	0.0	27.8
158	593932.30	4782607.48	0.10	0	N	200	41.1	-16.8	0.0	-5.3	0.0	0.0	29.6
158	593932.30	4782607.48	0.10	0	N	250	44.3	-16.8	0.0	-4.8	0.0	0.0	32.3
158	593932.30	4782607.48	0.10	0	N	315	44.8	-16.8	0.0	-4.1	0.0	0.0	32.1
158	593932.30	4782607.48	0.10	0	N	400	45.2	-16.8	0.0	-2.8	0.0	0.0	31.2
158	593932.30	4782607.48	0.10	0	N	500	47.6	-16.8	0.0	-1.0	0.0	0.0	31.8
158	593932.30	4782607.48	0.10	0	N	630	49.1	-16.8	0.0	1.6	0.0	0.0	30.7
158	593932.30	4782607.48	0.10	0	N	800	48.0	-16.8	0.0	5.1	0.0	0.0	26.0
158	593932.30	4782607.48	0.10	0	N	1000	48.5	-16.8	0.0	7.9	0.0	0.0	23.8
158	593932.30	4782607.48	0.10	0	N	1250	47.5	-16.8	0.0	9.9	0.0	0.0	20.8
158	593932.30	4782607.48	0.10	0	N	1600	46.8	-16.8	0.0	11.8	0.0	0.0	18.2
158	593932.30	4782607.48	0.10	0	N	2000	46.1	-16.8	0.0	13.7	0.0	0.0	15.6
158	593932.30	4782607.48	0.10	0	N	2500	45.0	-16.8	0.0	15.1	0.0	0.0	13.1
158	593932.30	4782607.48	0.10	0	N	3150	44.4	-16.8	0.0	15.1	0.0	0.0	12.5
158	593932.30	4782607.48	0.10	0	N	4000	42.8	-16.8	0.0	13.5	0.0	0.0	12.4
158	593932.30	4782607.48	0.10	0	N	5000	40.9	-16.8	0.0	11.8	0.0	0.0	12.3
158	593932.30	4782607.48	0.10	0	N	6300	38.8	-16.8	0.0	11.8	0.0	0.0	10.2
158	593932.30	4782607.48	0.10	0	N	8000	36.1	-16.8	0.0	11.8	0.0	0.0	7.5
158	593932.30	4782607.48	0.10	0	N	10000	32.4	-16.8	0.0	11.8	0.0	0.0	3.9
178	593920.15	4782611.27	0.10	0	D	50	22.1	-14.8	0.0	-6.0	0.0	0.0	13.3
178	593920.15	4782611.27	0.10	0	D	63	29.4	-14.8	0.0	-5.9	0.0	0.0	20.5
178	593920.15	4782611.27	0.10	0	D	80	33.6	-14.8	0.0	-5.9	0.0	0.0	24.7
178	593920.15	4782611.27	0.10	0	D	100	35.9	-14.8	0.0	-5.8	0.0	0.0	26.9
178	593920.15	4782611.27	0.10	0	D	125	37.4	-14.8	0.0	-5.8	0.0	0.0	28.3
178	593920.15	4782611.27	0.10	0	D	160	39.1	-14.8	0.0	-5.6	0.0	0.0	29.9
178	593920.15	4782611.27	0.10	0	D	200	41.2	-14.8	0.0	-5.3	0.0	0.0	31.7
178	593920.15	4782611.27	0.10	0	D	250	44.4	-14.8	0.0	-4.9	0.0	0.0	34.5
178	593920.15	4782611.27	0.10	0	D	315	44.9	-14.8	0.0	-4.3	0.0	0.0	34.3
178	593920.15	4782611.27	0.10	0	D	400	45.3	-14.8	0.0	-3.2	0.0	0.0	33.7
178	593920.15	4782611.27	0.10	0	D	500	47.7	-14.8	0.0	-1.8	0.0	0.0	34.6
178	593920.15	4782611.27	0.10	0	D	630	49.2	-14.8	0.0	0.4	0.0	0.0	33.9
178	593920.15	4782611.27	0.10	0	D	800	48.0	-14.8	0.0	3.3	0.0	0.0	29.9
178	593920.15	4782611.27	0.10	0	D	1000	48.6	-14.8	0.0	5.9	0.0	0.0	27.8
178	593920.15	4782611.27	0.10	0	D	1250	47.5	-14.8	0.0	8.0	0.0	0.0	24.7
178	593920.15	4782611.27	0.10	0	D	1600	46.9	-14.8	0.0	10.0	0.0	0.0	22.1
178	593920.15	4782611.27	0.10	0	D	2000	46.1	-14.8	0.0	11.8	0.0	0.0	19.5
178	593920.15	4782611.27	0.10	0	D	2500	45.1	-14.8	0.0	13.2	0.0	0.0	17.0
178	593920.15	4782611.27	0.10	0	D	3150	44.5	-14.8	0.0	13.1	0.0	0.0	16.5
178	593920.15	4782611.27	0.10	0	D	4000	42.8	-14.8	0.0	11.4	0.0	0.0	16.6
178	593920.15	4782611.27	0.10	0	D	5000	41.0	-14.8	0.0	9.4	0.0	0.0	16.7
178	593920.15	4782611.27	0.10	0	D	6300	38.9	-14.8	0.0	9.4	0.0	0.0	14.6
178	593920.15	4782611.27	0.10	0	D	8000	36.1	-14.8	0.0	9.4	0.0	0.0	11.8
178	593920.15	4782611.27	0.10	0	D	10000	32.5	-14.8	0.0	9.4	0.0	0.0	8.2
178	593920.15	4782611.27	0.10	0	N	50	22.0	-14.8	0.0	-6.0	0.0	0.0	13.2
178	593920.15	4782611.27	0.10	0	N	63	29.3	-14.8	0.0	-5.9	0.0	0.0	20.4
178	593920.15	4782611.27	0.10	0	N	80	33.5	-14.8	0.0	-5.9	0.0	0.0	24.6
178	593920.15	4782611.27	0.10	0	N	100	35.8	-14.8	0.0	-5.8	0.0	0.0	26.8
178	593920.15	4782611.27	0.10	0	N	125	37.3	-14.8	0.0	-5.8	0.0	0.0	28.3
178	593920.15	4782611.27	0.10	0	N	160	39.1	-14.8	0.0	-5.6	0.0	0.0	29.9
178	593920.15	4782611.27	0.10	0	N	200	41.1	-14.8	0.0	-5.3	0.0	0.0	31.6
178	593920.15	4782611.27	0.10	0	N	250	44.3	-14.8	0.0	-4.9	0.0	0.0	34.4
178	593920.15	4782611.27	0.10	0	N	315	44.8	-14.8	0.0	-4.3	0.0	0.0	34.3
178	593920.15	4782611.27	0.10	0	N	400	45.2	-14.8	0.0	-3.2	0.0	0.0	33.6
178	593920.15	4782611.27	0.10	0	N	500	47.6	-14.8	0.0	-1.8	0.0	0.0	34.5
178	593920.15	4782611.27	0.10	0	N	630	49.1	-14.8	0.0	0.4	0.0	0.0	33.9
178	593920.15	4782611.27	0.10	0	N	800	48.0	-14.8	0.0	3.3	0.0	0.0	29.8
178	593920.15	4782611.27	0.10	0	N	1000	48.5	-14.8	0.0	5.9	0.0	0.0	27.8
178	593920.15	4782611.27	0.10	0	N	1250	47.5	-14.8	0.0	8.0	0.0	0.0	24.7
178	593920.15	4782611.27	0.10	0	N	1600	46.8	-14.8	0.0	10.0	0.0	0.0	22.0
178	593920.15	4782611.27	0.10	0	N	2000	46.1	-14.8	0.0	11.8	0.0	0.0	19.4
178	593920.15	4782611.27	0.10	0	N	2500	45.0	-14.8	0.0	13.2	0.0	0.0	17.0
178	593920.15	4782611.27	0.10	0	N	3150	44.4	-14.8	0.0	13.1	0.0	0.0	16.4
178	593920.15	4782611.27	0.10	0	N	4000	42.8	-14.8	0.0	11.4	0.0	0.0	16.6

Road, TNM, Name: "Rymal6 westbound", ID: "!02!Rymal6_WB"													
Nr.	X	Y	Z	Refl.	DEN	Freq.	Lw	Ad	Aair	Agr	Afol	RL	Lr
	(m)	(m)	(m)			(Hz)	dB(A)	(dB)	(dB)	(dB)	(dB)	(dB)	dB(A)
178	593920.15	4782611.27	0.10	0	N	5000	40.9	-14.8	0.0	9.4	0.0	0.0	16.7
178	593920.15	4782611.27	0.10	0	N	6300	38.8	-14.8	0.0	9.4	0.0	0.0	14.5
178	593920.15	4782611.27	0.10	0	N	8000	36.1	-14.8	0.0	9.4	0.0	0.0	11.8
178	593920.15	4782611.27	0.10	0	N	10000	32.4	-14.8	0.0	9.4	0.0	0.0	8.2
197	593908.19	4782615.01	0.10	0	D	50	22.1	-12.7	0.0	-6.0	0.0	0.0	15.4
197	593908.19	4782615.01	0.10	0	D	63	29.4	-12.7	0.0	-5.9	0.0	0.0	22.6
197	593908.19	4782615.01	0.10	0	D	80	33.6	-12.7	0.0	-5.9	0.0	0.0	26.8
197	593908.19	4782615.01	0.10	0	D	100	35.9	-12.7	0.0	-5.8	0.0	0.0	29.0
197	593908.19	4782615.01	0.10	0	D	125	37.4	-12.7	0.0	-5.8	0.0	0.0	30.4
197	593908.19	4782615.01	0.10	0	D	160	39.1	-12.7	0.0	-5.6	0.0	0.0	32.0
197	593908.19	4782615.01	0.10	0	D	200	41.2	-12.7	0.0	-5.4	0.0	0.0	33.8
197	593908.19	4782615.01	0.10	0	D	250	44.4	-12.7	0.0	-5.0	0.0	0.0	36.7
197	593908.19	4782615.01	0.10	0	D	315	44.9	-12.7	0.0	-4.5	0.0	0.0	36.6
197	593908.19	4782615.01	0.10	0	D	400	45.3	-12.7	0.0	-3.6	0.0	0.0	36.2
197	593908.19	4782615.01	0.10	0	D	500	47.7	-12.7	0.0	-2.4	0.0	0.0	37.3
197	593908.19	4782615.01	0.10	0	D	630	49.2	-12.7	0.0	-0.7	0.0	0.0	37.1
197	593908.19	4782615.01	0.10	0	D	800	48.0	-12.7	0.0	1.6	0.0	0.0	33.6
197	593908.19	4782615.01	0.10	0	D	1000	48.6	-12.7	0.0	3.9	0.0	0.0	31.9
197	593908.19	4782615.01	0.10	0	D	1250	47.5	-12.7	0.0	6.0	0.0	0.0	28.8
197	593908.19	4782615.01	0.10	0	D	1600	46.9	-12.7	0.0	8.0	0.0	0.0	26.1
197	593908.19	4782615.01	0.10	0	D	2000	46.1	-12.7	0.0	9.9	0.0	0.0	23.6
197	593908.19	4782615.01	0.10	0	D	2500	45.1	-12.7	0.0	11.3	0.0	0.0	21.1
197	593908.19	4782615.01	0.10	0	D	3150	44.5	-12.7	0.0	11.1	0.0	0.0	20.7
197	593908.19	4782615.01	0.10	0	D	4000	42.8	-12.7	0.0	9.2	0.0	0.0	20.9
197	593908.19	4782615.01	0.10	0	D	5000	41.0	-12.7	0.0	7.0	0.0	0.0	21.2
197	593908.19	4782615.01	0.10	0	D	6300	38.9	-12.7	0.0	7.0	0.0	0.0	19.1
197	593908.19	4782615.01	0.10	0	D	8000	36.1	-12.7	0.0	7.0	0.0	0.0	16.4
197	593908.19	4782615.01	0.10	0	D	10000	32.5	-12.7	0.0	7.0	0.0	0.0	12.7
197	593908.19	4782615.01	0.10	0	N	50	22.0	-12.7	0.0	-6.0	0.0	0.0	15.3
197	593908.19	4782615.01	0.10	0	N	63	29.3	-12.7	0.0	-5.9	0.0	0.0	22.5
197	593908.19	4782615.01	0.10	0	N	80	33.5	-12.7	0.0	-5.9	0.0	0.0	26.7
197	593908.19	4782615.01	0.10	0	N	100	35.8	-12.7	0.0	-5.8	0.0	0.0	28.9
197	593908.19	4782615.01	0.10	0	N	125	37.3	-12.7	0.0	-5.8	0.0	0.0	30.4
197	593908.19	4782615.01	0.10	0	N	160	39.1	-12.7	0.0	-5.6	0.0	0.0	32.0
197	593908.19	4782615.01	0.10	0	N	200	41.1	-12.7	0.0	-5.4	0.0	0.0	33.8
197	593908.19	4782615.01	0.10	0	N	250	44.3	-12.7	0.0	-5.0	0.0	0.0	36.6
197	593908.19	4782615.01	0.10	0	N	315	44.8	-12.7	0.0	-4.5	0.0	0.0	36.6
197	593908.19	4782615.01	0.10	0	N	400	45.2	-12.7	0.0	-3.6	0.0	0.0	36.1
197	593908.19	4782615.01	0.10	0	N	500	47.6	-12.7	0.0	-2.4	0.0	0.0	37.3
197	593908.19	4782615.01	0.10	0	N	630	49.1	-12.7	0.0	-0.7	0.0	0.0	37.1
197	593908.19	4782615.01	0.10	0	N	800	48.0	-12.7	0.0	1.6	0.0	0.0	33.6
197	593908.19	4782615.01	0.10	0	N	1000	48.5	-12.7	0.0	3.9	0.0	0.0	31.9
197	593908.19	4782615.01	0.10	0	N	1250	47.5	-12.7	0.0	6.0	0.0	0.0	28.8
197	593908.19	4782615.01	0.10	0	N	1600	46.8	-12.7	0.0	8.0	0.0	0.0	26.1
197	593908.19	4782615.01	0.10	0	N	2000	46.1	-12.7	0.0	9.9	0.0	0.0	23.5
197	593908.19	4782615.01	0.10	0	N	2500	45.0	-12.7	0.0	11.3	0.0	0.0	21.0
197	593908.19	4782615.01	0.10	0	N	3150	44.4	-12.7	0.0	11.1	0.0	0.0	20.6
197	593908.19	4782615.01	0.10	0	N	4000	42.8	-12.7	0.0	9.2	0.0	0.0	20.9
197	593908.19	4782615.01	0.10	0	N	5000	40.9	-12.7	0.0	7.0	0.0	0.0	21.2
197	593908.19	4782615.01	0.10	0	N	6300	38.8	-12.7	0.0	7.0	0.0	0.0	19.0
197	593908.19	4782615.01	0.10	0	N	8000	36.1	-12.7	0.0	7.0	0.0	0.0	16.3
197	593908.19	4782615.01	0.10	0	N	10000	32.4	-12.7	0.0	7.0	0.0	0.0	12.7
247	593896.40	4782618.69	0.10	0	D	50	22.1	-10.6	0.0	-6.0	0.0	0.0	17.5
247	593896.40	4782618.69	0.10	0	D	63	29.4	-10.6	0.0	-5.9	0.0	0.0	24.7
247	593896.40	4782618.69	0.10	0	D	80	33.6	-10.6	0.0	-5.9	0.0	0.0	28.9
247	593896.40	4782618.69	0.10	0	D	100	35.9	-10.6	0.0	-5.9	0.0	0.0	31.1
247	593896.40	4782618.69	0.10	0	D	125	37.4	-10.6	0.0	-5.8	0.0	0.0	32.5
247	593896.40	4782618.69	0.10	0	D	160	39.1	-10.6	0.0	-5.6	0.0	0.0	34.2
247	593896.40	4782618.69	0.10	0	D	200	41.2	-10.6	0.0	-5.4	0.0	0.0	36.0
247	593896.40	4782618.69	0.10	0	D	250	44.4	-10.6	0.0	-5.1	0.0	0.0	38.9
247	593896.40	4782618.69	0.10	0	D	315	44.9	-10.6	0.0	-4.6	0.0	0.0	38.9
247	593896.40	4782618.69	0.10	0	D	400	45.3	-10.6	0.0	-3.9	0.0	0.0	38.5
247	593896.40	4782618.69	0.10	0	D	500	47.7	-10.6	0.0	-2.9	0.0	0.0	40.0

Road, TNM, Name: "Rymal6 westbound", ID: "!02!Rymal6_WB"													
Nr.	X	Y	Z	Refl.	DEN	Freq.	Lw	Ad	Aair	Agr	Afol	RL	Lr
	(m)	(m)	(m)			(Hz)	dB(A)	(dB)	(dB)	(dB)	(dB)	(dB)	dB(A)
247	593896.40	4782618.69	0.10	0	D	630	49.2	-10.6	0.0	-1.5	0.0	0.0	40.1
247	593896.40	4782618.69	0.10	0	D	800	48.0	-10.6	0.0	0.4	0.0	0.0	37.0
247	593896.40	4782618.69	0.10	0	D	1000	48.6	-10.6	0.0	2.3	0.0	0.0	35.7
247	593896.40	4782618.69	0.10	0	D	1250	47.5	-10.6	0.0	4.2	0.0	0.0	32.7
247	593896.40	4782618.69	0.10	0	D	1600	46.9	-10.6	0.0	6.3	0.0	0.0	30.0
247	593896.40	4782618.69	0.10	0	D	2000	46.1	-10.6	0.0	8.1	0.0	0.0	27.4
247	593896.40	4782618.69	0.10	0	D	2500	45.1	-10.6	0.0	9.5	0.0	0.0	25.0
247	593896.40	4782618.69	0.10	0	D	3150	44.5	-10.6	0.0	9.2	0.0	0.0	24.6
247	593896.40	4782618.69	0.10	0	D	4000	42.8	-10.6	0.0	7.2	0.0	0.0	25.0
247	593896.40	4782618.69	0.10	0	D	5000	41.0	-10.6	0.0	4.9	0.0	0.0	25.4
247	593896.40	4782618.69	0.10	0	D	6300	38.9	-10.6	0.0	4.9	0.0	0.0	23.3
247	593896.40	4782618.69	0.10	0	D	8000	36.1	-10.6	0.0	4.9	0.0	0.0	20.6
247	593896.40	4782618.69	0.10	0	D	10000	32.5	-10.6	0.0	4.9	0.0	0.0	17.0
247	593896.40	4782618.69	0.10	0	N	50	22.0	-10.6	0.0	-6.0	0.0	0.0	17.4
247	593896.40	4782618.69	0.10	0	N	63	29.3	-10.6	0.0	-5.9	0.0	0.0	24.6
247	593896.40	4782618.69	0.10	0	N	80	33.5	-10.6	0.0	-5.9	0.0	0.0	28.8
247	593896.40	4782618.69	0.10	0	N	100	35.8	-10.6	0.0	-5.9	0.0	0.0	31.0
247	593896.40	4782618.69	0.10	0	N	125	37.3	-10.6	0.0	-5.8	0.0	0.0	32.5
247	593896.40	4782618.69	0.10	0	N	160	39.1	-10.6	0.0	-5.6	0.0	0.0	34.1
247	593896.40	4782618.69	0.10	0	N	200	41.1	-10.6	0.0	-5.4	0.0	0.0	35.9
247	593896.40	4782618.69	0.10	0	N	250	44.3	-10.6	0.0	-5.1	0.0	0.0	38.8
247	593896.40	4782618.69	0.10	0	N	315	44.8	-10.6	0.0	-4.6	0.0	0.0	38.8
247	593896.40	4782618.69	0.10	0	N	400	45.2	-10.6	0.0	-3.9	0.0	0.0	38.5
247	593896.40	4782618.69	0.10	0	N	500	47.6	-10.6	0.0	-2.9	0.0	0.0	39.9
247	593896.40	4782618.69	0.10	0	N	630	49.1	-10.6	0.0	-1.5	0.0	0.0	40.0
247	593896.40	4782618.69	0.10	0	N	800	48.0	-10.6	0.0	0.4	0.0	0.0	37.0
247	593896.40	4782618.69	0.10	0	N	1000	48.5	-10.6	0.0	2.3	0.0	0.0	35.6
247	593896.40	4782618.69	0.10	0	N	1250	47.5	-10.6	0.0	4.2	0.0	0.0	32.6
247	593896.40	4782618.69	0.10	0	N	1600	46.8	-10.6	0.0	6.3	0.0	0.0	29.9
247	593896.40	4782618.69	0.10	0	N	2000	46.1	-10.6	0.0	8.1	0.0	0.0	27.3
247	593896.40	4782618.69	0.10	0	N	2500	45.0	-10.6	0.0	9.5	0.0	0.0	24.9
247	593896.40	4782618.69	0.10	0	N	3150	44.4	-10.6	0.0	9.2	0.0	0.0	24.5
247	593896.40	4782618.69	0.10	0	N	4000	42.8	-10.6	0.0	7.2	0.0	0.0	25.0
247	593896.40	4782618.69	0.10	0	N	5000	40.9	-10.6	0.0	4.9	0.0	0.0	25.4
247	593896.40	4782618.69	0.10	0	N	6300	38.8	-10.6	0.0	4.9	0.0	0.0	23.3
247	593896.40	4782618.69	0.10	0	N	8000	36.1	-10.6	0.0	4.9	0.0	0.0	20.5
247	593896.40	4782618.69	0.10	0	N	10000	32.4	-10.6	0.0	4.9	0.0	0.0	16.9
277	593887.56	4782621.45	0.10	0	D	50	22.1	-12.7	0.0	-6.0	0.0	0.0	15.4
277	593887.56	4782621.45	0.10	0	D	63	29.4	-12.7	0.0	-5.9	0.0	0.0	22.6
277	593887.56	4782621.45	0.10	0	D	80	33.6	-12.7	0.0	-5.9	0.0	0.0	26.8
277	593887.56	4782621.45	0.10	0	D	100	35.9	-12.7	0.0	-5.9	0.0	0.0	29.0
277	593887.56	4782621.45	0.10	0	D	125	37.4	-12.7	0.0	-5.8	0.0	0.0	30.5
277	593887.56	4782621.45	0.10	0	D	160	39.1	-12.7	0.0	-5.7	0.0	0.0	32.1
277	593887.56	4782621.45	0.10	0	D	200	41.2	-12.7	0.0	-5.5	0.0	0.0	33.9
277	593887.56	4782621.45	0.10	0	D	250	44.4	-12.7	0.0	-5.1	0.0	0.0	36.8
277	593887.56	4782621.45	0.10	0	D	315	44.9	-12.7	0.0	-4.7	0.0	0.0	36.9
277	593887.56	4782621.45	0.10	0	D	400	45.3	-12.7	0.0	-4.0	0.0	0.0	36.6
277	593887.56	4782621.45	0.10	0	D	500	47.7	-12.7	0.0	-3.1	0.0	0.0	38.1
277	593887.56	4782621.45	0.10	0	D	630	49.2	-12.7	0.0	-1.8	0.0	0.0	38.3
277	593887.56	4782621.45	0.10	0	D	800	48.0	-12.7	0.0	-0.1	0.0	0.0	35.4
277	593887.56	4782621.45	0.10	0	D	1000	48.6	-12.7	0.0	1.7	0.0	0.0	34.2
277	593887.56	4782621.45	0.10	0	D	1250	47.5	-12.7	0.0	3.5	0.0	0.0	31.3
277	593887.56	4782621.45	0.10	0	D	1600	46.9	-12.7	0.0	5.6	0.0	0.0	28.6
277	593887.56	4782621.45	0.10	0	D	2000	46.1	-12.7	0.0	7.4	0.0	0.0	26.0
277	593887.56	4782621.45	0.10	0	D	2500	45.1	-12.7	0.0	8.8	0.0	0.0	23.6
277	593887.56	4782621.45	0.10	0	D	3150	44.5	-12.7	0.0	8.5	0.0	0.0	23.2
277	593887.56	4782621.45	0.10	0	D	4000	42.8	-12.7	0.0	6.4	0.0	0.0	23.7
277	593887.56	4782621.45	0.10	0	D	5000	41.0	-12.7	0.0	4.1	0.0	0.0	24.2
277	593887.56	4782621.45	0.10	0	D	6300	38.9	-12.7	0.0	4.1	0.0	0.0	22.1
277	593887.56	4782621.45	0.10	0	D	8000	36.1	-12.7	0.0	4.1	0.0	0.0	19.3
277	593887.56	4782621.45	0.10	0	D	10000	32.5	-12.7	0.0	4.1	0.0	0.0	15.7
277	593887.56	4782621.45	0.10	0	N	50	22.0	-12.7	0.0	-6.0	0.0	0.0	15.3
277	593887.56	4782621.45	0.10	0	N	63	29.3	-12.7	0.0	-5.9	0.0	0.0	22.5

Road, TNM, Name: "Rymal6 westbound", ID: "!02!Rymal6_WB"													
Nr.	X	Y	Z	Refl.	DEN	Freq.	Lw	Ad	Aair	Agr	Afol	RL	Lr
	(m)	(m)	(m)			(Hz)	dB(A)	(dB)	(dB)	(dB)	(dB)	(dB)	dB(A)
277	593887.56	4782621.45	0.10	0	N	80	33.5	-12.7	0.0	-5.9	0.0	0.0	26.7
277	593887.56	4782621.45	0.10	0	N	100	35.8	-12.7	0.0	-5.9	0.0	0.0	28.9
277	593887.56	4782621.45	0.10	0	N	125	37.3	-12.7	0.0	-5.8	0.0	0.0	30.4
277	593887.56	4782621.45	0.10	0	N	160	39.1	-12.7	0.0	-5.7	0.0	0.0	32.0
277	593887.56	4782621.45	0.10	0	N	200	41.1	-12.7	0.0	-5.5	0.0	0.0	33.8
277	593887.56	4782621.45	0.10	0	N	250	44.3	-12.7	0.0	-5.1	0.0	0.0	36.7
277	593887.56	4782621.45	0.10	0	N	315	44.8	-12.7	0.0	-4.7	0.0	0.0	36.8
277	593887.56	4782621.45	0.10	0	N	400	45.2	-12.7	0.0	-4.0	0.0	0.0	36.5
277	593887.56	4782621.45	0.10	0	N	500	47.6	-12.7	0.0	-3.1	0.0	0.0	38.0
277	593887.56	4782621.45	0.10	0	N	630	49.1	-12.7	0.0	-1.8	0.0	0.0	38.2
277	593887.56	4782621.45	0.10	0	N	800	48.0	-12.7	0.0	-0.1	0.0	0.0	35.4
277	593887.56	4782621.45	0.10	0	N	1000	48.5	-12.7	0.0	1.7	0.0	0.0	34.1
277	593887.56	4782621.45	0.10	0	N	1250	47.5	-12.7	0.0	3.5	0.0	0.0	31.2
277	593887.56	4782621.45	0.10	0	N	1600	46.8	-12.7	0.0	5.6	0.0	0.0	28.5
277	593887.56	4782621.45	0.10	0	N	2000	46.1	-12.7	0.0	7.4	0.0	0.0	25.9
277	593887.56	4782621.45	0.10	0	N	2500	45.0	-12.7	0.0	8.8	0.0	0.0	23.5
277	593887.56	4782621.45	0.10	0	N	3150	44.4	-12.7	0.0	8.5	0.0	0.0	23.2
277	593887.56	4782621.45	0.10	0	N	4000	42.8	-12.7	0.0	6.4	0.0	0.0	23.7
277	593887.56	4782621.45	0.10	0	N	5000	40.9	-12.7	0.0	4.1	0.0	0.0	24.1
277	593887.56	4782621.45	0.10	0	N	6300	38.8	-12.7	0.0	4.1	0.0	0.0	22.0
277	593887.56	4782621.45	0.10	0	N	8000	36.1	-12.7	0.0	4.1	0.0	0.0	19.3
277	593887.56	4782621.45	0.10	0	N	10000	32.4	-12.7	0.0	4.1	0.0	0.0	15.6
280	593881.66	4782623.29	0.10	0	D	50	22.1	-12.8	0.0	-6.0	0.0	0.0	15.3
280	593881.66	4782623.29	0.10	0	D	63	29.4	-12.8	0.0	-5.9	0.0	0.0	22.5
280	593881.66	4782623.29	0.10	0	D	80	33.6	-12.8	0.0	-5.9	0.0	0.0	26.7
280	593881.66	4782623.29	0.10	0	D	100	35.9	-12.8	0.0	-5.9	0.0	0.0	29.0
280	593881.66	4782623.29	0.10	0	D	125	37.4	-12.8	0.0	-5.8	0.0	0.0	30.4
280	593881.66	4782623.29	0.10	0	D	160	39.1	-12.8	0.0	-5.7	0.0	0.0	32.0
280	593881.66	4782623.29	0.10	0	D	200	41.2	-12.8	0.0	-5.5	0.0	0.0	33.8
280	593881.66	4782623.29	0.10	0	D	250	44.4	-12.8	0.0	-5.1	0.0	0.0	36.7
280	593881.66	4782623.29	0.10	0	D	315	44.9	-12.8	0.0	-4.7	0.0	0.0	36.8
280	593881.66	4782623.29	0.10	0	D	400	45.3	-12.8	0.0	-4.0	0.0	0.0	36.5
280	593881.66	4782623.29	0.10	0	D	500	47.7	-12.8	0.0	-3.1	0.0	0.0	38.0
280	593881.66	4782623.29	0.10	0	D	630	49.2	-12.8	0.0	-1.8	0.0	0.0	38.2
280	593881.66	4782623.29	0.10	0	D	800	48.0	-12.8	0.0	-0.1	0.0	0.0	35.3
280	593881.66	4782623.29	0.10	0	D	1000	48.6	-12.8	0.0	1.7	0.0	0.0	34.1
280	593881.66	4782623.29	0.10	0	D	1250	47.5	-12.8	0.0	3.6	0.0	0.0	31.2
280	593881.66	4782623.29	0.10	0	D	1600	46.9	-12.8	0.0	5.6	0.0	0.0	28.5
280	593881.66	4782623.29	0.10	0	D	2000	46.1	-12.8	0.0	7.5	0.0	0.0	25.9
280	593881.66	4782623.29	0.10	0	D	2500	45.1	-12.8	0.0	8.8	0.0	0.0	23.5
280	593881.66	4782623.29	0.10	0	D	3150	44.5	-12.8	0.0	8.5	0.0	0.0	23.1
280	593881.66	4782623.29	0.10	0	D	4000	42.8	-12.8	0.0	6.4	0.0	0.0	23.6
280	593881.66	4782623.29	0.10	0	D	5000	41.0	-12.8	0.0	4.1	0.0	0.0	24.1
280	593881.66	4782623.29	0.10	0	D	6300	38.9	-12.8	0.0	4.1	0.0	0.0	22.0
280	593881.66	4782623.29	0.10	0	D	8000	36.1	-12.8	0.0	4.1	0.0	0.0	19.2
280	593881.66	4782623.29	0.10	0	D	10000	32.5	-12.8	0.0	4.1	0.0	0.0	15.6
280	593881.66	4782623.29	0.10	0	N	50	22.0	-12.8	0.0	-6.0	0.0	0.0	15.2
280	593881.66	4782623.29	0.10	0	N	63	29.3	-12.8	0.0	-5.9	0.0	0.0	22.5
280	593881.66	4782623.29	0.10	0	N	80	33.5	-12.8	0.0	-5.9	0.0	0.0	26.7
280	593881.66	4782623.29	0.10	0	N	100	35.8	-12.8	0.0	-5.9	0.0	0.0	28.9
280	593881.66	4782623.29	0.10	0	N	125	37.3	-12.8	0.0	-5.8	0.0	0.0	30.4
280	593881.66	4782623.29	0.10	0	N	160	39.1	-12.8	0.0	-5.7	0.0	0.0	32.0
280	593881.66	4782623.29	0.10	0	N	200	41.1	-12.8	0.0	-5.5	0.0	0.0	33.8
280	593881.66	4782623.29	0.10	0	N	250	44.3	-12.8	0.0	-5.1	0.0	0.0	36.7
280	593881.66	4782623.29	0.10	0	N	315	44.8	-12.8	0.0	-4.7	0.0	0.0	36.7
280	593881.66	4782623.29	0.10	0	N	400	45.2	-12.8	0.0	-4.0	0.0	0.0	36.5
280	593881.66	4782623.29	0.10	0	N	500	47.6	-12.8	0.0	-3.1	0.0	0.0	37.9
280	593881.66	4782623.29	0.10	0	N	630	49.1	-12.8	0.0	-1.8	0.0	0.0	38.2
280	593881.66	4782623.29	0.10	0	N	800	48.0	-12.8	0.0	-0.1	0.0	0.0	35.3
280	593881.66	4782623.29	0.10	0	N	1000	48.5	-12.8	0.0	1.7	0.0	0.0	34.0
280	593881.66	4782623.29	0.10	0	N	1250	47.5	-12.8	0.0	3.6	0.0	0.0	31.1
280	593881.66	4782623.29	0.10	0	N	1600	46.8	-12.8	0.0	5.6	0.0	0.0	28.4
280	593881.66	4782623.29	0.10	0	N	2000	46.1	-12.8	0.0	7.5	0.0	0.0	25.8

Road, TNM, Name: "Rymal6 westbound", ID: "!02!Rymal6_WB"													
Nr.	X	Y	Z	Refl.	DEN	Freq.	Lw	Ad	Aair	Agr	Afol	RL	Lr
	(m)	(m)	(m)			(Hz)	dB(A)	(dB)	(dB)	(dB)	(dB)	(dB)	dB(A)
280	593881.66	4782623.29	0.10	0	N	2500	45.0	-12.8	0.0	8.8	0.0	0.0	23.4
280	593881.66	4782623.29	0.10	0	N	3150	44.4	-12.8	0.0	8.5	0.0	0.0	23.1
280	593881.66	4782623.29	0.10	0	N	4000	42.8	-12.8	0.0	6.4	0.0	0.0	23.6
280	593881.66	4782623.29	0.10	0	N	5000	40.9	-12.8	0.0	4.1	0.0	0.0	24.0
280	593881.66	4782623.29	0.10	0	N	6300	38.8	-12.8	0.0	4.1	0.0	0.0	21.9
280	593881.66	4782623.29	0.10	0	N	8000	36.1	-12.8	0.0	4.1	0.0	0.0	19.2
280	593881.66	4782623.29	0.10	0	N	10000	32.4	-12.8	0.0	4.1	0.0	0.0	15.5
284	593872.82	4782626.05	0.10	0	D	50	22.1	-10.8	0.0	-6.0	0.0	0.0	17.3
284	593872.82	4782626.05	0.10	0	D	63	29.4	-10.8	0.0	-5.9	0.0	0.0	24.5
284	593872.82	4782626.05	0.10	0	D	80	33.6	-10.8	0.0	-5.9	0.0	0.0	28.7
284	593872.82	4782626.05	0.10	0	D	100	35.9	-10.8	0.0	-5.9	0.0	0.0	30.9
284	593872.82	4782626.05	0.10	0	D	125	37.4	-10.8	0.0	-5.8	0.0	0.0	32.4
284	593872.82	4782626.05	0.10	0	D	160	39.1	-10.8	0.0	-5.6	0.0	0.0	34.0
284	593872.82	4782626.05	0.10	0	D	200	41.2	-10.8	0.0	-5.4	0.0	0.0	35.8
284	593872.82	4782626.05	0.10	0	D	250	44.4	-10.8	0.0	-5.1	0.0	0.0	38.7
284	593872.82	4782626.05	0.10	0	D	315	44.9	-10.8	0.0	-4.6	0.0	0.0	38.7
284	593872.82	4782626.05	0.10	0	D	400	45.3	-10.8	0.0	-3.9	0.0	0.0	38.4
284	593872.82	4782626.05	0.10	0	D	500	47.7	-10.8	0.0	-2.9	0.0	0.0	39.8
284	593872.82	4782626.05	0.10	0	D	630	49.2	-10.8	0.0	-1.5	0.0	0.0	39.8
284	593872.82	4782626.05	0.10	0	D	800	48.0	-10.8	0.0	0.4	0.0	0.0	36.8
284	593872.82	4782626.05	0.10	0	D	1000	48.6	-10.8	0.0	2.4	0.0	0.0	35.4
284	593872.82	4782626.05	0.10	0	D	1250	47.5	-10.8	0.0	4.4	0.0	0.0	32.4
284	593872.82	4782626.05	0.10	0	D	1600	46.9	-10.8	0.0	6.4	0.0	0.0	29.7
284	593872.82	4782626.05	0.10	0	D	2000	46.1	-10.8	0.0	8.3	0.0	0.0	27.1
284	593872.82	4782626.05	0.10	0	D	2500	45.1	-10.8	0.0	9.6	0.0	0.0	24.7
284	593872.82	4782626.05	0.10	0	D	3150	44.5	-10.8	0.0	9.4	0.0	0.0	24.3
284	593872.82	4782626.05	0.10	0	D	4000	42.8	-10.8	0.0	7.3	0.0	0.0	24.7
284	593872.82	4782626.05	0.10	0	D	5000	41.0	-10.8	0.0	5.1	0.0	0.0	25.1
284	593872.82	4782626.05	0.10	0	D	6300	38.9	-10.8	0.0	5.1	0.0	0.0	23.0
284	593872.82	4782626.05	0.10	0	D	8000	36.1	-10.8	0.0	5.1	0.0	0.0	20.2
284	593872.82	4782626.05	0.10	0	D	10000	32.5	-10.8	0.0	5.1	0.0	0.0	16.6
284	593872.82	4782626.05	0.10	0	N	50	22.0	-10.8	0.0	-6.0	0.0	0.0	17.2
284	593872.82	4782626.05	0.10	0	N	63	29.3	-10.8	0.0	-5.9	0.0	0.0	24.4
284	593872.82	4782626.05	0.10	0	N	80	33.5	-10.8	0.0	-5.9	0.0	0.0	28.6
284	593872.82	4782626.05	0.10	0	N	100	35.8	-10.8	0.0	-5.9	0.0	0.0	30.9
284	593872.82	4782626.05	0.10	0	N	125	37.3	-10.8	0.0	-5.8	0.0	0.0	32.3
284	593872.82	4782626.05	0.10	0	N	160	39.1	-10.8	0.0	-5.6	0.0	0.0	33.9
284	593872.82	4782626.05	0.10	0	N	200	41.1	-10.8	0.0	-5.4	0.0	0.0	35.7
284	593872.82	4782626.05	0.10	0	N	250	44.3	-10.8	0.0	-5.1	0.0	0.0	38.6
284	593872.82	4782626.05	0.10	0	N	315	44.8	-10.8	0.0	-4.6	0.0	0.0	38.6
284	593872.82	4782626.05	0.10	0	N	400	45.2	-10.8	0.0	-3.9	0.0	0.0	38.3
284	593872.82	4782626.05	0.10	0	N	500	47.6	-10.8	0.0	-2.9	0.0	0.0	39.7
284	593872.82	4782626.05	0.10	0	N	630	49.1	-10.8	0.0	-1.5	0.0	0.0	39.8
284	593872.82	4782626.05	0.10	0	N	800	48.0	-10.8	0.0	0.4	0.0	0.0	36.7
284	593872.82	4782626.05	0.10	0	N	1000	48.5	-10.8	0.0	2.4	0.0	0.0	35.3
284	593872.82	4782626.05	0.10	0	N	1250	47.5	-10.8	0.0	4.4	0.0	0.0	32.3
284	593872.82	4782626.05	0.10	0	N	1600	46.8	-10.8	0.0	6.4	0.0	0.0	29.6
284	593872.82	4782626.05	0.10	0	N	2000	46.1	-10.8	0.0	8.3	0.0	0.0	27.0
284	593872.82	4782626.05	0.10	0	N	2500	45.0	-10.8	0.0	9.6	0.0	0.0	24.6
284	593872.82	4782626.05	0.10	0	N	3150	44.4	-10.8	0.0	9.4	0.0	0.0	24.2
284	593872.82	4782626.05	0.10	0	N	4000	42.8	-10.8	0.0	7.3	0.0	0.0	24.6
284	593872.82	4782626.05	0.10	0	N	5000	40.9	-10.8	0.0	5.1	0.0	0.0	25.1
284	593872.82	4782626.05	0.10	0	N	6300	38.8	-10.8	0.0	5.1	0.0	0.0	22.9
284	593872.82	4782626.05	0.10	0	N	8000	36.1	-10.8	0.0	5.1	0.0	0.0	20.2
284	593872.82	4782626.05	0.10	0	N	10000	32.4	-10.8	0.0	5.1	0.0	0.0	16.6
287	593861.03	4782629.73	0.10	0	D	50	22.1	-12.9	0.0	-6.0	0.0	0.0	15.2
287	593861.03	4782629.73	0.10	0	D	63	29.4	-12.9	0.0	-5.9	0.0	0.0	22.4
287	593861.03	4782629.73	0.10	0	D	80	33.6	-12.9	0.0	-5.9	0.0	0.0	26.6
287	593861.03	4782629.73	0.10	0	D	100	35.9	-12.9	0.0	-5.8	0.0	0.0	28.8
287	593861.03	4782629.73	0.10	0	D	125	37.4	-12.9	0.0	-5.8	0.0	0.0	30.2
287	593861.03	4782629.73	0.10	0	D	160	39.1	-12.9	0.0	-5.6	0.0	0.0	31.8
287	593861.03	4782629.73	0.10	0	D	200	41.2	-12.9	0.0	-5.4	0.0	0.0	33.6
287	593861.03	4782629.73	0.10	0	D	250	44.4	-12.9	0.0	-5.0	0.0	0.0	36.5

Road, TNM, Name: "Rymal6 westbound", ID: "!02!Rymal6_WB"													
Nr.	X	Y	Z	Refl.	DEN	Freq.	Lw	Ad	Aair	Agr	Afol	RL	Lr
	(m)	(m)	(m)			(Hz)	dB(A)	(dB)	(dB)	(dB)	(dB)	(dB)	dB(A)
287	593861.03	4782629.73	0.10	0	D	315	44.9	-12.9	0.0	-4.5	0.0	0.0	36.4
287	593861.03	4782629.73	0.10	0	D	400	45.3	-12.9	0.0	-3.6	0.0	0.0	35.9
287	593861.03	4782629.73	0.10	0	D	500	47.7	-12.9	0.0	-2.3	0.0	0.0	37.1
287	593861.03	4782629.73	0.10	0	D	630	49.2	-12.9	0.0	-0.6	0.0	0.0	36.8
287	593861.03	4782629.73	0.10	0	D	800	48.0	-12.9	0.0	1.8	0.0	0.0	33.3
287	593861.03	4782629.73	0.10	0	D	1000	48.6	-12.9	0.0	4.1	0.0	0.0	31.6
287	593861.03	4782629.73	0.10	0	D	1250	47.5	-12.9	0.0	6.2	0.0	0.0	28.4
287	593861.03	4782629.73	0.10	0	D	1600	46.9	-12.9	0.0	8.2	0.0	0.0	25.8
287	593861.03	4782629.73	0.10	0	D	2000	46.1	-12.9	0.0	10.0	0.0	0.0	23.2
287	593861.03	4782629.73	0.10	0	D	2500	45.1	-12.9	0.0	11.4	0.0	0.0	20.7
287	593861.03	4782629.73	0.10	0	D	3150	44.5	-12.9	0.0	11.3	0.0	0.0	20.3
287	593861.03	4782629.73	0.10	0	D	4000	42.8	-12.9	0.0	9.3	0.0	0.0	20.5
287	593861.03	4782629.73	0.10	0	D	5000	41.0	-12.9	0.0	7.2	0.0	0.0	20.8
287	593861.03	4782629.73	0.10	0	D	6300	38.9	-12.9	0.0	7.2	0.0	0.0	18.7
287	593861.03	4782629.73	0.10	0	D	8000	36.1	-12.9	0.0	7.2	0.0	0.0	15.9
287	593861.03	4782629.73	0.10	0	D	10000	32.5	-12.9	0.0	7.2	0.0	0.0	12.3
287	593861.03	4782629.73	0.10	0	N	50	22.0	-12.9	0.0	-6.0	0.0	0.0	15.1
287	593861.03	4782629.73	0.10	0	N	63	29.3	-12.9	0.0	-5.9	0.0	0.0	22.3
287	593861.03	4782629.73	0.10	0	N	80	33.5	-12.9	0.0	-5.9	0.0	0.0	26.5
287	593861.03	4782629.73	0.10	0	N	100	35.8	-12.9	0.0	-5.8	0.0	0.0	28.7
287	593861.03	4782629.73	0.10	0	N	125	37.3	-12.9	0.0	-5.8	0.0	0.0	30.2
287	593861.03	4782629.73	0.10	0	N	160	39.1	-12.9	0.0	-5.6	0.0	0.0	31.8
287	593861.03	4782629.73	0.10	0	N	200	41.1	-12.9	0.0	-5.4	0.0	0.0	33.6
287	593861.03	4782629.73	0.10	0	N	250	44.3	-12.9	0.0	-5.0	0.0	0.0	36.4
287	593861.03	4782629.73	0.10	0	N	315	44.8	-12.9	0.0	-4.5	0.0	0.0	36.3
287	593861.03	4782629.73	0.10	0	N	400	45.2	-12.9	0.0	-3.6	0.0	0.0	35.9
287	593861.03	4782629.73	0.10	0	N	500	47.6	-12.9	0.0	-2.3	0.0	0.0	37.0
287	593861.03	4782629.73	0.10	0	N	630	49.1	-12.9	0.0	-0.6	0.0	0.0	36.8
287	593861.03	4782629.73	0.10	0	N	800	48.0	-12.9	0.0	1.8	0.0	0.0	33.2
287	593861.03	4782629.73	0.10	0	N	1000	48.5	-12.9	0.0	4.1	0.0	0.0	31.5
287	593861.03	4782629.73	0.10	0	N	1250	47.5	-12.9	0.0	6.2	0.0	0.0	28.4
287	593861.03	4782629.73	0.10	0	N	1600	46.8	-12.9	0.0	8.2	0.0	0.0	25.7
287	593861.03	4782629.73	0.10	0	N	2000	46.1	-12.9	0.0	10.0	0.0	0.0	23.1
287	593861.03	4782629.73	0.10	0	N	2500	45.0	-12.9	0.0	11.4	0.0	0.0	20.7
287	593861.03	4782629.73	0.10	0	N	3150	44.4	-12.9	0.0	11.3	0.0	0.0	20.2
287	593861.03	4782629.73	0.10	0	N	4000	42.8	-12.9	0.0	9.3	0.0	0.0	20.5
287	593861.03	4782629.73	0.10	0	N	5000	40.9	-12.9	0.0	7.2	0.0	0.0	20.8
287	593861.03	4782629.73	0.10	0	N	6300	38.8	-12.9	0.0	7.2	0.0	0.0	18.6
287	593861.03	4782629.73	0.10	0	N	8000	36.1	-12.9	0.0	7.2	0.0	0.0	15.9
287	593861.03	4782629.73	0.10	0	N	10000	32.4	-12.9	0.0	7.2	0.0	0.0	12.3
305	593849.24	4782633.41	0.10	0	D	50	22.1	-15.1	0.0	-6.0	0.0	0.0	13.0
305	593849.24	4782633.41	0.10	0	D	63	29.4	-15.1	0.0	-5.9	0.0	0.0	20.2
305	593849.24	4782633.41	0.10	0	D	80	33.6	-15.1	0.0	-5.9	0.0	0.0	24.4
305	593849.24	4782633.41	0.10	0	D	100	35.9	-15.1	0.0	-5.8	0.0	0.0	26.6
305	593849.24	4782633.41	0.10	0	D	125	37.4	-15.1	0.0	-5.7	0.0	0.0	28.0
305	593849.24	4782633.41	0.10	0	D	160	39.1	-15.1	0.0	-5.6	0.0	0.0	29.6
305	593849.24	4782633.41	0.10	0	D	200	41.2	-15.1	0.0	-5.3	0.0	0.0	31.4
305	593849.24	4782633.41	0.10	0	D	250	44.4	-15.1	0.0	-4.9	0.0	0.0	34.2
305	593849.24	4782633.41	0.10	0	D	315	44.9	-15.1	0.0	-4.3	0.0	0.0	34.0
305	593849.24	4782633.41	0.10	0	D	400	45.3	-15.1	0.0	-3.2	0.0	0.0	33.4
305	593849.24	4782633.41	0.10	0	D	500	47.7	-15.1	0.0	-1.7	0.0	0.0	34.3
305	593849.24	4782633.41	0.10	0	D	630	49.2	-15.1	0.0	0.5	0.0	0.0	33.5
305	593849.24	4782633.41	0.10	0	D	800	48.0	-15.1	0.0	3.4	0.0	0.0	29.5
305	593849.24	4782633.41	0.10	0	D	1000	48.6	-15.1	0.0	6.1	0.0	0.0	27.4
305	593849.24	4782633.41	0.10	0	D	1250	47.5	-15.1	0.0	8.1	0.0	0.0	24.3
305	593849.24	4782633.41	0.10	0	D	1600	46.9	-15.1	0.0	10.1	0.0	0.0	21.7
305	593849.24	4782633.41	0.10	0	D	2000	46.1	-15.1	0.0	12.0	0.0	0.0	19.1
305	593849.24	4782633.41	0.10	0	D	2500	45.1	-15.1	0.0	13.4	0.0	0.0	16.6
305	593849.24	4782633.41	0.10	0	D	3150	44.5	-15.1	0.0	13.3	0.0	0.0	16.0
305	593849.24	4782633.41	0.10	0	D	4000	42.8	-15.1	0.0	11.5	0.0	0.0	16.2
305	593849.24	4782633.41	0.10	0	D	5000	41.0	-15.1	0.0	9.6	0.0	0.0	16.3
305	593849.24	4782633.41	0.10	0	D	6300	38.9	-15.1	0.0	9.6	0.0	0.0	14.1
305	593849.24	4782633.41	0.10	0	D	8000	36.1	-15.1	0.0	9.6	0.0	0.0	11.4

Road, TNM, Name: "Rymal6 westbound", ID: "!02!Rymal6_WB"													
Nr.	X	Y	Z	Refl.	DEN	Freq.	Lw	Ad	Aair	Agr	Afol	RL	Lr
	(m)	(m)	(m)			(Hz)	dB(A)	(dB)	(dB)	(dB)	(dB)	(dB)	dB(A)
305	593849.24	4782633.41	0.10	0	D	10000	32.5	-15.1	0.0	9.6	0.0	0.0	7.8
305	593849.24	4782633.41	0.10	0	N	50	22.0	-15.1	0.0	-6.0	0.0	0.0	12.9
305	593849.24	4782633.41	0.10	0	N	63	29.3	-15.1	0.0	-5.9	0.0	0.0	20.1
305	593849.24	4782633.41	0.10	0	N	80	33.5	-15.1	0.0	-5.9	0.0	0.0	24.3
305	593849.24	4782633.41	0.10	0	N	100	35.8	-15.1	0.0	-5.8	0.0	0.0	26.5
305	593849.24	4782633.41	0.10	0	N	125	37.3	-15.1	0.0	-5.7	0.0	0.0	28.0
305	593849.24	4782633.41	0.10	0	N	160	39.1	-15.1	0.0	-5.6	0.0	0.0	29.6
305	593849.24	4782633.41	0.10	0	N	200	41.1	-15.1	0.0	-5.3	0.0	0.0	31.3
305	593849.24	4782633.41	0.10	0	N	250	44.3	-15.1	0.0	-4.9	0.0	0.0	34.1
305	593849.24	4782633.41	0.10	0	N	315	44.8	-15.1	0.0	-4.3	0.0	0.0	34.0
305	593849.24	4782633.41	0.10	0	N	400	45.2	-15.1	0.0	-3.2	0.0	0.0	33.3
305	593849.24	4782633.41	0.10	0	N	500	47.6	-15.1	0.0	-1.7	0.0	0.0	34.2
305	593849.24	4782633.41	0.10	0	N	630	49.1	-15.1	0.0	0.5	0.0	0.0	33.5
305	593849.24	4782633.41	0.10	0	N	800	48.0	-15.1	0.0	3.4	0.0	0.0	29.4
305	593849.24	4782633.41	0.10	0	N	1000	48.5	-15.1	0.0	6.1	0.0	0.0	27.3
305	593849.24	4782633.41	0.10	0	N	1250	47.5	-15.1	0.0	8.1	0.0	0.0	24.2
305	593849.24	4782633.41	0.10	0	N	1600	46.8	-15.1	0.0	10.1	0.0	0.0	21.6
305	593849.24	4782633.41	0.10	0	N	2000	46.1	-15.1	0.0	12.0	0.0	0.0	19.0
305	593849.24	4782633.41	0.10	0	N	2500	45.0	-15.1	0.0	13.4	0.0	0.0	16.5
305	593849.24	4782633.41	0.10	0	N	3150	44.4	-15.1	0.0	13.3	0.0	0.0	16.0
305	593849.24	4782633.41	0.10	0	N	4000	42.8	-15.1	0.0	11.5	0.0	0.0	16.1
305	593849.24	4782633.41	0.10	0	N	5000	40.9	-15.1	0.0	9.6	0.0	0.0	16.2
305	593849.24	4782633.41	0.10	0	N	6300	38.8	-15.1	0.0	9.6	0.0	0.0	14.1
305	593849.24	4782633.41	0.10	0	N	8000	36.1	-15.1	0.0	9.6	0.0	0.0	11.3
305	593849.24	4782633.41	0.10	0	N	10000	32.4	-15.1	0.0	9.6	0.0	0.0	7.7
308	593831.56	4782638.93	0.10	0	D	50	22.1	-14.8	0.0	-6.0	0.0	0.0	13.3
308	593831.56	4782638.93	0.10	0	D	63	29.4	-14.8	0.0	-5.9	0.0	0.0	20.5
308	593831.56	4782638.93	0.10	0	D	80	33.6	-14.8	0.0	-5.9	0.0	0.0	24.7
308	593831.56	4782638.93	0.10	0	D	100	35.9	-14.8	0.0	-5.8	0.0	0.0	26.9
308	593831.56	4782638.93	0.10	0	D	125	37.4	-14.8	0.0	-5.7	0.0	0.0	28.4
308	593831.56	4782638.93	0.10	0	D	160	39.1	-14.8	0.0	-5.5	0.0	0.0	29.9
308	593831.56	4782638.93	0.10	0	D	200	41.2	-14.8	0.0	-5.2	0.0	0.0	31.6
308	593831.56	4782638.93	0.10	0	D	250	44.4	-14.8	0.0	-4.8	0.0	0.0	34.4
308	593831.56	4782638.93	0.10	0	D	315	44.9	-14.8	0.0	-4.0	0.0	0.0	34.1
308	593831.56	4782638.93	0.10	0	D	400	45.3	-14.8	0.0	-2.6	0.0	0.0	33.1
308	593831.56	4782638.93	0.10	0	D	500	47.7	-14.8	0.0	-0.7	0.0	0.0	33.6
308	593831.56	4782638.93	0.10	0	D	630	49.2	-14.8	0.0	2.3	0.0	0.0	32.1
308	593831.56	4782638.93	0.10	0	D	800	48.0	-14.8	0.0	6.0	0.0	0.0	27.2
308	593831.56	4782638.93	0.10	0	D	1000	48.6	-14.8	0.0	8.9	0.0	0.0	24.9
308	593831.56	4782638.93	0.10	0	D	1250	47.5	-14.8	0.0	10.8	0.0	0.0	22.0
308	593831.56	4782638.93	0.10	0	D	1600	46.9	-14.8	0.0	12.7	0.0	0.0	19.4
308	593831.56	4782638.93	0.10	0	D	2000	46.1	-14.8	0.0	14.6	0.0	0.0	16.8
308	593831.56	4782638.93	0.10	0	D	2500	45.1	-14.8	0.0	16.0	0.0	0.0	14.3
308	593831.56	4782638.93	0.10	0	D	3150	44.5	-14.8	0.0	16.1	0.0	0.0	13.6
308	593831.56	4782638.93	0.10	0	D	4000	42.8	-14.8	0.0	14.6	0.0	0.0	13.5
308	593831.56	4782638.93	0.10	0	D	5000	41.0	-14.8	0.0	12.9	0.0	0.0	13.3
308	593831.56	4782638.93	0.10	0	D	6300	38.9	-14.8	0.0	12.9	0.0	0.0	11.2
308	593831.56	4782638.93	0.10	0	D	8000	36.1	-14.8	0.0	12.9	0.0	0.0	8.4
308	593831.56	4782638.93	0.10	0	D	10000	32.5	-14.8	0.0	12.9	0.0	0.0	4.8
308	593831.56	4782638.93	0.10	0	N	50	22.0	-14.8	0.0	-6.0	0.0	0.0	13.3
308	593831.56	4782638.93	0.10	0	N	63	29.3	-14.8	0.0	-5.9	0.0	0.0	20.5
308	593831.56	4782638.93	0.10	0	N	80	33.5	-14.8	0.0	-5.9	0.0	0.0	24.7
308	593831.56	4782638.93	0.10	0	N	100	35.8	-14.8	0.0	-5.8	0.0	0.0	26.9
308	593831.56	4782638.93	0.10	0	N	125	37.3	-14.8	0.0	-5.7	0.0	0.0	28.3
308	593831.56	4782638.93	0.10	0	N	160	39.1	-14.8	0.0	-5.5	0.0	0.0	29.9
308	593831.56	4782638.93	0.10	0	N	200	41.1	-14.8	0.0	-5.2	0.0	0.0	31.6
308	593831.56	4782638.93	0.10	0	N	250	44.3	-14.8	0.0	-4.8	0.0	0.0	34.3
308	593831.56	4782638.93	0.10	0	N	315	44.8	-14.8	0.0	-4.0	0.0	0.0	34.0
308	593831.56	4782638.93	0.10	0	N	400	45.2	-14.8	0.0	-2.6	0.0	0.0	33.1
308	593831.56	4782638.93	0.10	0	N	500	47.6	-14.8	0.0	-0.7	0.0	0.0	33.5
308	593831.56	4782638.93	0.10	0	N	630	49.1	-14.8	0.0	2.3	0.0	0.0	32.1
308	593831.56	4782638.93	0.10	0	N	800	48.0	-14.8	0.0	6.0	0.0	0.0	27.2
308	593831.56	4782638.93	0.10	0	N	1000	48.5	-14.8	0.0	8.9	0.0	0.0	24.9

Road, TNM, Name: "Rymal6 westbound", ID: "!02!Rymal6_WB"													
Nr.	X	Y	Z	Refl.	DEN	Freq.	Lw	Ad	Aair	Agr	Afol	RL	Lr
	(m)	(m)	(m)			(Hz)	dB(A)	(dB)	(dB)	(dB)	(dB)	(dB)	dB(A)
308	593831.56	4782638.93	0.10	0	N	1250	47.5	-14.8	0.0	10.8	0.0	0.0	21.9
308	593831.56	4782638.93	0.10	0	N	1600	46.8	-14.8	0.0	12.7	0.0	0.0	19.4
308	593831.56	4782638.93	0.10	0	N	2000	46.1	-14.8	0.0	14.6	0.0	0.0	16.8
308	593831.56	4782638.93	0.10	0	N	2500	45.0	-14.8	0.0	16.0	0.0	0.0	14.2
308	593831.56	4782638.93	0.10	0	N	3150	44.4	-14.8	0.0	16.1	0.0	0.0	13.6
308	593831.56	4782638.93	0.10	0	N	4000	42.8	-14.8	0.0	14.6	0.0	0.0	13.4
308	593831.56	4782638.93	0.10	0	N	5000	40.9	-14.8	0.0	12.9	0.0	0.0	13.3
308	593831.56	4782638.93	0.10	0	N	6300	38.8	-14.8	0.0	12.9	0.0	0.0	11.1
308	593831.56	4782638.93	0.10	0	N	8000	36.1	-14.8	0.0	12.9	0.0	0.0	8.4
308	593831.56	4782638.93	0.10	0	N	10000	32.4	-14.8	0.0	12.9	0.0	0.0	4.8
311	593802.59	4782647.98	0.10	0	D	50	22.1	-16.5	0.0	-6.0	0.0	0.0	11.6
311	593802.59	4782647.98	0.10	0	D	63	29.4	-16.5	0.0	-5.9	0.0	0.0	18.8
311	593802.59	4782647.98	0.10	0	D	80	33.6	-16.5	0.0	-5.9	0.0	0.0	23.0
311	593802.59	4782647.98	0.10	0	D	100	35.9	-16.5	0.0	-5.8	0.0	0.0	25.2
311	593802.59	4782647.98	0.10	0	D	125	37.4	-16.5	0.0	-5.7	0.0	0.0	26.6
311	593802.59	4782647.98	0.10	0	D	160	39.1	-16.5	0.0	-5.5	0.0	0.0	28.1
311	593802.59	4782647.98	0.10	0	D	200	41.2	-16.5	0.0	-5.1	0.0	0.0	29.8
311	593802.59	4782647.98	0.10	0	D	250	44.4	-16.5	0.0	-4.5	0.0	0.0	32.4
311	593802.59	4782647.98	0.10	0	D	315	44.9	-16.5	0.0	-3.4	0.0	0.0	31.9
311	593802.59	4782647.98	0.10	0	D	400	45.3	-16.5	0.0	-1.6	0.0	0.0	30.5
311	593802.59	4782647.98	0.10	0	D	500	47.7	-16.5	0.0	1.0	0.0	0.0	30.2
311	593802.59	4782647.98	0.10	0	D	630	49.2	-16.5	0.0	5.2	0.0	0.0	27.5
311	593802.59	4782647.98	0.10	0	D	800	48.0	-16.5	0.0	10.0	0.0	0.0	21.6
311	593802.59	4782647.98	0.10	0	D	1000	48.6	-16.5	0.0	12.6	0.0	0.0	19.6
311	593802.59	4782647.98	0.10	0	D	1250	47.5	-16.5	0.0	14.1	0.0	0.0	16.9
311	593802.59	4782647.98	0.10	0	D	1600	46.9	-16.5	0.0	16.0	0.0	0.0	14.4
311	593802.59	4782647.98	0.10	0	D	2000	46.1	-16.5	0.0	17.9	0.0	0.0	11.7
311	593802.59	4782647.98	0.10	0	D	2500	45.1	-16.5	0.0	19.5	0.0	0.0	9.1
311	593802.59	4782647.98	0.10	0	D	3150	44.5	-16.5	0.0	19.8	0.0	0.0	8.2
311	593802.59	4782647.98	0.10	0	D	4000	42.8	-16.5	0.0	18.6	0.0	0.0	7.7
311	593802.59	4782647.98	0.10	0	D	5000	41.0	-16.5	0.0	17.5	0.0	0.0	7.0
311	593802.59	4782647.98	0.10	0	D	6300	38.9	-16.5	0.0	17.5	0.0	0.0	4.9
311	593802.59	4782647.98	0.10	0	D	8000	36.1	-16.5	0.0	17.5	0.0	0.0	2.2
311	593802.59	4782647.98	0.10	0	N	50	22.0	-16.5	0.0	-6.0	0.0	0.0	11.6
311	593802.59	4782647.98	0.10	0	N	63	29.3	-16.5	0.0	-5.9	0.0	0.0	18.8
311	593802.59	4782647.98	0.10	0	N	80	33.5	-16.5	0.0	-5.9	0.0	0.0	22.9
311	593802.59	4782647.98	0.10	0	N	100	35.8	-16.5	0.0	-5.8	0.0	0.0	25.1
311	593802.59	4782647.98	0.10	0	N	125	37.3	-16.5	0.0	-5.7	0.0	0.0	26.6
311	593802.59	4782647.98	0.10	0	N	160	39.1	-16.5	0.0	-5.5	0.0	0.0	28.1
311	593802.59	4782647.98	0.10	0	N	200	41.1	-16.5	0.0	-5.1	0.0	0.0	29.7
311	593802.59	4782647.98	0.10	0	N	250	44.3	-16.5	0.0	-4.5	0.0	0.0	32.3
311	593802.59	4782647.98	0.10	0	N	315	44.8	-16.5	0.0	-3.4	0.0	0.0	31.8
311	593802.59	4782647.98	0.10	0	N	400	45.2	-16.5	0.0	-1.6	0.0	0.0	30.4
311	593802.59	4782647.98	0.10	0	N	500	47.6	-16.5	0.0	1.0	0.0	0.0	30.1
311	593802.59	4782647.98	0.10	0	N	630	49.1	-16.5	0.0	5.2	0.0	0.0	27.5
311	593802.59	4782647.98	0.10	0	N	800	48.0	-16.5	0.0	10.0	0.0	0.0	21.5
311	593802.59	4782647.98	0.10	0	N	1000	48.5	-16.5	0.0	12.6	0.0	0.0	19.5
311	593802.59	4782647.98	0.10	0	N	1250	47.5	-16.5	0.0	14.1	0.0	0.0	16.9
311	593802.59	4782647.98	0.10	0	N	1600	46.8	-16.5	0.0	16.0	0.0	0.0	14.3
311	593802.59	4782647.98	0.10	0	N	2000	46.1	-16.5	0.0	17.9	0.0	0.0	11.7
311	593802.59	4782647.98	0.10	0	N	2500	45.0	-16.5	0.0	19.5	0.0	0.0	9.0
311	593802.59	4782647.98	0.10	0	N	3150	44.4	-16.5	0.0	19.8	0.0	0.0	8.1
311	593802.59	4782647.98	0.10	0	N	4000	42.8	-16.5	0.0	18.6	0.0	0.0	7.7
311	593802.59	4782647.98	0.10	0	N	5000	40.9	-16.5	0.0	17.5	0.0	0.0	7.0
311	593802.59	4782647.98	0.10	0	N	6300	38.8	-16.5	0.0	17.5	0.0	0.0	4.8
311	593802.59	4782647.98	0.10	0	N	8000	36.1	-16.5	0.0	17.5	0.0	0.0	2.1
314	593768.23	4782658.71	0.10	0	D	50	22.1	-19.4	0.0	-6.0	0.0	0.0	8.7
314	593768.23	4782658.71	0.10	0	D	63	29.4	-19.4	0.0	-5.9	0.0	0.0	15.9
314	593768.23	4782658.71	0.10	0	D	80	33.6	-19.4	0.0	-5.9	0.0	0.0	20.0
314	593768.23	4782658.71	0.10	0	D	100	35.9	-19.4	0.0	-5.8	0.0	0.0	22.2
314	593768.23	4782658.71	0.10	0	D	125	37.4	-19.4	0.0	-5.6	0.0	0.0	23.6
314	593768.23	4782658.71	0.10	0	D	160	39.1	-19.4	0.0	-5.4	0.0	0.0	25.1
314	593768.23	4782658.71	0.10	0	D	200	41.2	-19.4	0.0	-4.9	0.0	0.0	26.7

Road, TNM, Name: "Rymal6 westbound", ID: "!02!Rymal6_WB"													
Nr.	X	Y	Z	Refl.	DEN	Freq.	Lw	Ad	Aair	Agr	Afol	RL	Lr
	(m)	(m)	(m)			(Hz)	dB(A)	(dB)	(dB)	(dB)	(dB)	(dB)	dB(A)
314	593768.23	4782658.71	0.10	0	D	250	44.4	-19.4	0.0	-4.2	0.0	0.0	29.1
314	593768.23	4782658.71	0.10	0	D	315	44.9	-19.4	0.0	-2.8	0.0	0.0	28.3
314	593768.23	4782658.71	0.10	0	D	400	45.3	-19.4	0.0	-0.5	0.0	0.0	26.4
314	593768.23	4782658.71	0.10	0	D	500	47.7	-19.4	0.0	3.1	0.0	0.0	25.2
314	593768.23	4782658.71	0.10	0	D	630	49.2	-19.4	0.0	8.5	0.0	0.0	21.2
314	593768.23	4782658.71	0.10	0	D	800	48.0	-19.4	0.0	13.7	0.0	0.0	14.9
314	593768.23	4782658.71	0.10	0	D	1000	48.6	-19.4	0.0	15.7	0.0	0.0	13.5
314	593768.23	4782658.71	0.10	0	D	1250	47.5	-19.4	0.0	17.1	0.0	0.0	11.0
314	593768.23	4782658.71	0.10	0	D	1600	46.9	-19.4	0.0	19.0	0.0	0.0	8.5
314	593768.23	4782658.71	0.10	0	D	2000	46.1	-19.4	0.0	21.0	0.0	0.0	5.7
314	593768.23	4782658.71	0.10	0	D	2500	45.1	-19.4	0.0	22.7	0.0	0.0	2.9
314	593768.23	4782658.71	0.10	0	D	3150	44.5	-19.4	0.0	23.3	0.0	0.0	1.8
314	593768.23	4782658.71	0.10	0	D	4000	42.8	-19.4	0.0	22.5	0.0	0.0	0.9
314	593768.23	4782658.71	0.10	0	N	50	22.0	-19.4	0.0	-6.0	0.0	0.0	8.6
314	593768.23	4782658.71	0.10	0	N	63	29.3	-19.4	0.0	-5.9	0.0	0.0	15.8
314	593768.23	4782658.71	0.10	0	N	80	33.5	-19.4	0.0	-5.9	0.0	0.0	20.0
314	593768.23	4782658.71	0.10	0	N	100	35.8	-19.4	0.0	-5.8	0.0	0.0	22.2
314	593768.23	4782658.71	0.10	0	N	125	37.3	-19.4	0.0	-5.6	0.0	0.0	23.6
314	593768.23	4782658.71	0.10	0	N	160	39.1	-19.4	0.0	-5.4	0.0	0.0	25.0
314	593768.23	4782658.71	0.10	0	N	200	41.1	-19.4	0.0	-4.9	0.0	0.0	26.6
314	593768.23	4782658.71	0.10	0	N	250	44.3	-19.4	0.0	-4.2	0.0	0.0	29.1
314	593768.23	4782658.71	0.10	0	N	315	44.8	-19.4	0.0	-2.8	0.0	0.0	28.3
314	593768.23	4782658.71	0.10	0	N	400	45.2	-19.4	0.0	-0.5	0.0	0.0	26.3
314	593768.23	4782658.71	0.10	0	N	500	47.6	-19.4	0.0	3.1	0.0	0.0	25.1
314	593768.23	4782658.71	0.10	0	N	630	49.1	-19.4	0.0	8.5	0.0	0.0	21.2
314	593768.23	4782658.71	0.10	0	N	800	48.0	-19.4	0.0	13.7	0.0	0.0	14.8
314	593768.23	4782658.71	0.10	0	N	1000	48.5	-19.4	0.0	15.7	0.0	0.0	13.5
314	593768.23	4782658.71	0.10	0	N	1250	47.5	-19.4	0.0	17.1	0.0	0.0	11.0
314	593768.23	4782658.71	0.10	0	N	1600	46.8	-19.4	0.0	19.0	0.0	0.0	8.4
314	593768.23	4782658.71	0.10	0	N	2000	46.1	-19.4	0.0	21.0	0.0	0.0	5.7
314	593768.23	4782658.71	0.10	0	N	2500	45.0	-19.4	0.0	22.7	0.0	0.0	2.9
314	593768.23	4782658.71	0.10	0	N	3150	44.4	-19.4	0.0	23.3	0.0	0.0	1.7
314	593768.23	4782658.71	0.10	0	N	4000	42.8	-19.4	0.0	22.5	0.0	0.0	0.8
328	593716.69	4782674.80	0.10	0	D	50	22.1	-19.4	0.0	-6.0	0.0	0.0	8.7
328	593716.69	4782674.80	0.10	0	D	63	29.4	-19.4	0.0	-5.9	0.0	0.0	15.9
328	593716.69	4782674.80	0.10	0	D	80	33.6	-19.4	0.0	-5.8	0.0	0.0	20.0
328	593716.69	4782674.80	0.10	0	D	100	35.9	-19.4	0.0	-5.7	0.0	0.0	22.2
328	593716.69	4782674.80	0.10	0	D	125	37.4	-19.4	0.0	-5.5	0.0	0.0	23.5
328	593716.69	4782674.80	0.10	0	D	160	39.1	-19.4	0.0	-5.2	0.0	0.0	25.0
328	593716.69	4782674.80	0.10	0	D	200	41.2	-19.4	0.0	-4.7	0.0	0.0	26.4
328	593716.69	4782674.80	0.10	0	D	250	44.4	-19.4	0.0	-3.7	0.0	0.0	28.7
328	593716.69	4782674.80	0.10	0	D	315	44.9	-19.4	0.0	-1.9	0.0	0.0	27.4
328	593716.69	4782674.80	0.10	0	D	400	45.3	-19.4	0.0	1.2	0.0	0.0	24.7
328	593716.69	4782674.80	0.10	0	D	500	47.7	-19.4	0.0	6.0	0.0	0.0	22.2
328	593716.69	4782674.80	0.10	0	D	630	49.2	-19.4	0.0	13.0	0.0	0.0	16.8
328	593716.69	4782674.80	0.10	0	D	800	48.0	-19.4	0.0	17.6	0.0	0.0	11.0
328	593716.69	4782674.80	0.10	0	D	1000	48.6	-19.4	0.0	19.0	0.0	0.0	10.2
328	593716.69	4782674.80	0.10	0	D	1250	47.5	-19.4	0.0	20.4	0.0	0.0	7.8
328	593716.69	4782674.80	0.10	0	D	1600	46.9	-19.4	0.0	22.4	0.0	0.0	5.1
328	593716.69	4782674.80	0.10	0	D	2000	46.1	-19.4	0.0	24.5	0.0	0.0	2.2
328	593716.69	4782674.80	0.10	0	N	50	22.0	-19.4	0.0	-6.0	0.0	0.0	8.7
328	593716.69	4782674.80	0.10	0	N	63	29.3	-19.4	0.0	-5.9	0.0	0.0	15.8
328	593716.69	4782674.80	0.10	0	N	80	33.5	-19.4	0.0	-5.8	0.0	0.0	20.0
328	593716.69	4782674.80	0.10	0	N	100	35.8	-19.4	0.0	-5.7	0.0	0.0	22.1
328	593716.69	4782674.80	0.10	0	N	125	37.3	-19.4	0.0	-5.5	0.0	0.0	23.5
328	593716.69	4782674.80	0.10	0	N	160	39.1	-19.4	0.0	-5.2	0.0	0.0	24.9
328	593716.69	4782674.80	0.10	0	N	200	41.1	-19.4	0.0	-4.7	0.0	0.0	26.4
328	593716.69	4782674.80	0.10	0	N	250	44.3	-19.4	0.0	-3.7	0.0	0.0	28.6
328	593716.69	4782674.80	0.10	0	N	315	44.8	-19.4	0.0	-1.9	0.0	0.0	27.4
328	593716.69	4782674.80	0.10	0	N	400	45.2	-19.4	0.0	1.2	0.0	0.0	24.6
328	593716.69	4782674.80	0.10	0	N	500	47.6	-19.4	0.0	6.0	0.0	0.0	22.2
328	593716.69	4782674.80	0.10	0	N	630	49.1	-19.4	0.0	13.0	0.0	0.0	16.7
328	593716.69	4782674.80	0.10	0	N	800	48.0	-19.4	0.0	17.6	0.0	0.0	11.0

Road, TNM, Name: "Rymal6 westbound", ID: "!02!Rymal6_WB"													
Nr.	X	Y	Z	Refl.	DEN	Freq.	Lw	Ad	Aair	Agr	Afol	RL	Lr
	(m)	(m)	(m)			(Hz)	dB(A)	(dB)	(dB)	(dB)	(dB)	(dB)	dB(A)
328	593716.69	4782674.80	0.10	0	N	1000	48.5	-19.4	0.0	19.0	0.0	0.0	10.2
328	593716.69	4782674.80	0.10	0	N	1250	47.5	-19.4	0.0	20.4	0.0	0.0	7.7
328	593716.69	4782674.80	0.10	0	N	1600	46.8	-19.4	0.0	22.4	0.0	0.0	5.1
328	593716.69	4782674.80	0.10	0	N	2000	46.1	-19.4	0.0	24.5	0.0	0.0	2.2
346	593635.25	4782700.22	0.10	0	D	50	22.1	-21.4	0.0	-6.0	0.0	0.0	6.7
346	593635.25	4782700.22	0.10	0	D	63	29.4	-21.4	0.0	-5.9	0.0	0.0	13.8
346	593635.25	4782700.22	0.10	0	D	80	33.6	-21.4	0.0	-5.8	0.0	0.0	17.9
346	593635.25	4782700.22	0.10	0	D	100	35.9	-21.4	0.0	-5.6	0.0	0.0	20.1
346	593635.25	4782700.22	0.10	0	D	125	37.4	-21.4	0.0	-5.4	0.0	0.0	21.4
346	593635.25	4782700.22	0.10	0	D	160	39.1	-21.4	0.0	-5.0	0.0	0.0	22.7
346	593635.25	4782700.22	0.10	0	D	200	41.2	-21.4	0.0	-4.3	0.0	0.0	24.0
346	593635.25	4782700.22	0.10	0	D	250	44.4	-21.4	0.0	-2.9	0.0	0.0	25.8
346	593635.25	4782700.22	0.10	0	D	315	44.9	-21.4	0.0	-0.5	0.0	0.0	23.9
346	593635.25	4782700.22	0.10	0	D	400	45.3	-21.4	0.0	3.9	0.0	0.0	20.0
346	593635.25	4782700.22	0.10	0	D	500	47.7	-21.4	0.0	10.5	0.0	0.0	15.7
346	593635.25	4782700.22	0.10	0	D	630	49.2	-21.4	0.0	18.4	0.0	0.0	9.4
346	593635.25	4782700.22	0.10	0	D	800	48.0	-21.4	0.0	21.4	0.0	0.0	5.1
346	593635.25	4782700.22	0.10	0	D	1000	48.6	-21.4	0.0	22.7	0.0	0.0	4.5
346	593635.25	4782700.22	0.10	0	D	1250	47.5	-21.4	0.0	24.1	0.0	0.0	2.0
346	593635.25	4782700.22	0.10	0	N	50	22.0	-21.4	0.0	-6.0	0.0	0.0	6.6
346	593635.25	4782700.22	0.10	0	N	63	29.3	-21.4	0.0	-5.9	0.0	0.0	13.7
346	593635.25	4782700.22	0.10	0	N	80	33.5	-21.4	0.0	-5.8	0.0	0.0	17.9
346	593635.25	4782700.22	0.10	0	N	100	35.8	-21.4	0.0	-5.6	0.0	0.0	20.0
346	593635.25	4782700.22	0.10	0	N	125	37.3	-21.4	0.0	-5.4	0.0	0.0	21.3
346	593635.25	4782700.22	0.10	0	N	160	39.1	-21.4	0.0	-5.0	0.0	0.0	22.6
346	593635.25	4782700.22	0.10	0	N	200	41.1	-21.4	0.0	-4.3	0.0	0.0	23.9
346	593635.25	4782700.22	0.10	0	N	250	44.3	-21.4	0.0	-2.9	0.0	0.0	25.8
346	593635.25	4782700.22	0.10	0	N	315	44.8	-21.4	0.0	-0.5	0.0	0.0	23.9
346	593635.25	4782700.22	0.10	0	N	400	45.2	-21.4	0.0	3.9	0.0	0.0	19.9
346	593635.25	4782700.22	0.10	0	N	500	47.6	-21.4	0.0	10.5	0.0	0.0	15.7
346	593635.25	4782700.22	0.10	0	N	630	49.1	-21.4	0.0	18.4	0.0	0.0	9.3
346	593635.25	4782700.22	0.10	0	N	800	48.0	-21.4	0.0	21.4	0.0	0.0	5.1
346	593635.25	4782700.22	0.10	0	N	1000	48.5	-21.4	0.0	22.7	0.0	0.0	4.4
346	593635.25	4782700.22	0.10	0	N	1250	47.5	-21.4	0.0	24.1	0.0	0.0	1.9
382	594254.34	4782508.51	0.10	0	D	50	22.1	-24.7	0.0	-6.0	0.0	0.0	3.4
382	594254.34	4782508.51	0.10	0	D	63	29.4	-24.7	0.0	-5.8	0.0	0.0	10.5
382	594254.34	4782508.51	0.10	0	D	80	33.6	-24.7	0.0	-5.7	0.0	0.0	14.6
382	594254.34	4782508.51	0.10	0	D	100	35.9	-24.7	0.0	-5.6	0.0	0.0	16.7
382	594254.34	4782508.51	0.10	0	D	125	37.4	-24.7	0.0	-5.3	0.0	0.0	18.0
382	594254.34	4782508.51	0.10	0	D	160	39.1	-24.7	0.0	-4.7	0.0	0.0	19.2
382	594254.34	4782508.51	0.10	0	D	200	41.2	-24.7	0.0	-3.8	0.0	0.0	20.2
382	594254.34	4782508.51	0.10	0	D	250	44.4	-24.7	0.0	-1.7	0.0	0.0	21.4
382	594254.34	4782508.51	0.10	0	D	315	44.9	-24.7	0.0	1.7	0.0	0.0	18.5
382	594254.34	4782508.51	0.10	0	D	400	45.3	-24.7	0.0	7.7	0.0	0.0	12.9
382	594254.34	4782508.51	0.10	0	D	500	47.7	-24.7	0.0	16.1	0.0	0.0	6.8
382	594254.34	4782508.51	0.10	0	D	630	49.2	-24.7	0.0	23.0	0.0	0.0	1.5
382	594254.34	4782508.51	0.10	0	N	50	22.0	-24.7	0.0	-6.0	0.0	0.0	3.3
382	594254.34	4782508.51	0.10	0	N	63	29.3	-24.7	0.0	-5.8	0.0	0.0	10.4
382	594254.34	4782508.51	0.10	0	N	80	33.5	-24.7	0.0	-5.7	0.0	0.0	14.5
382	594254.34	4782508.51	0.10	0	N	100	35.8	-24.7	0.0	-5.6	0.0	0.0	16.6
382	594254.34	4782508.51	0.10	0	N	125	37.3	-24.7	0.0	-5.3	0.0	0.0	17.9
382	594254.34	4782508.51	0.10	0	N	160	39.1	-24.7	0.0	-4.7	0.0	0.0	19.1
382	594254.34	4782508.51	0.10	0	N	200	41.1	-24.7	0.0	-3.8	0.0	0.0	20.2
382	594254.34	4782508.51	0.10	0	N	250	44.3	-24.7	0.0	-1.7	0.0	0.0	21.3
382	594254.34	4782508.51	0.10	0	N	315	44.8	-24.7	0.0	1.7	0.0	0.0	18.4
382	594254.34	4782508.51	0.10	0	N	400	45.2	-24.7	0.0	7.7	0.0	0.0	12.8
382	594254.34	4782508.51	0.10	0	N	500	47.6	-24.7	0.0	16.1	0.0	0.0	6.8
382	594254.34	4782508.51	0.10	0	N	630	49.1	-24.7	0.0	23.0	0.0	0.0	1.4
414	594156.72	4782538.98	0.10	0	D	50	22.1	-22.0	0.0	-6.0	0.0	0.0	6.1
414	594156.72	4782538.98	0.10	0	D	63	29.4	-22.0	0.0	-5.9	0.0	0.0	13.2
414	594156.72	4782538.98	0.10	0	D	80	33.6	-22.0	0.0	-5.8	0.0	0.0	17.4
414	594156.72	4782538.98	0.10	0	D	100	35.9	-22.0	0.0	-5.6	0.0	0.0	19.5
414	594156.72	4782538.98	0.10	0	D	125	37.4	-22.0	0.0	-5.4	0.0	0.0	20.8

Road, TNM, Name: "Rymal6 westbound", ID: "!02!Rymal6_WB"													
Nr.	X	Y	Z	Refl.	DEN	Freq.	Lw	Ad	Aair	Agr	Afol	RL	Lr
	(m)	(m)	(m)			(Hz)	dB(A)	(dB)	(dB)	(dB)	(dB)	(dB)	dB(A)
414	594156.72	4782538.98	0.10	0	D	160	39.1	-22.0	0.0	-4.9	0.0	0.0	22.1
414	594156.72	4782538.98	0.10	0	D	200	41.2	-22.0	0.0	-4.2	0.0	0.0	23.4
414	594156.72	4782538.98	0.10	0	D	250	44.4	-22.0	0.0	-2.7	0.0	0.0	25.1
414	594156.72	4782538.98	0.10	0	D	315	44.9	-22.0	0.0	-0.1	0.0	0.0	23.0
414	594156.72	4782538.98	0.10	0	D	400	45.3	-22.0	0.0	4.6	0.0	0.0	18.7
414	594156.72	4782538.98	0.10	0	D	500	47.7	-22.0	0.0	11.6	0.0	0.0	14.1
414	594156.72	4782538.98	0.10	0	D	630	49.2	-22.0	0.0	19.4	0.0	0.0	7.8
414	594156.72	4782538.98	0.10	0	D	800	48.0	-22.0	0.0	22.2	0.0	0.0	3.8
414	594156.72	4782538.98	0.10	0	D	1000	48.6	-22.0	0.0	23.5	0.0	0.0	3.2
414	594156.72	4782538.98	0.10	0	D	1250	47.5	-22.0	0.0	24.9	0.0	0.0	0.6
414	594156.72	4782538.98	0.10	0	N	50	22.0	-22.0	0.0	-6.0	0.0	0.0	6.1
414	594156.72	4782538.98	0.10	0	N	63	29.3	-22.0	0.0	-5.9	0.0	0.0	13.2
414	594156.72	4782538.98	0.10	0	N	80	33.5	-22.0	0.0	-5.8	0.0	0.0	17.3
414	594156.72	4782538.98	0.10	0	N	100	35.8	-22.0	0.0	-5.6	0.0	0.0	19.4
414	594156.72	4782538.98	0.10	0	N	125	37.3	-22.0	0.0	-5.4	0.0	0.0	20.7
414	594156.72	4782538.98	0.10	0	N	160	39.1	-22.0	0.0	-4.9	0.0	0.0	22.0
414	594156.72	4782538.98	0.10	0	N	200	41.1	-22.0	0.0	-4.2	0.0	0.0	23.3
414	594156.72	4782538.98	0.10	0	N	250	44.3	-22.0	0.0	-2.7	0.0	0.0	25.0
414	594156.72	4782538.98	0.10	0	N	315	44.8	-22.0	0.0	-0.1	0.0	0.0	22.9
414	594156.72	4782538.98	0.10	0	N	400	45.2	-22.0	0.0	4.6	0.0	0.0	18.7
414	594156.72	4782538.98	0.10	0	N	500	47.6	-22.0	0.0	11.6	0.0	0.0	14.0
414	594156.72	4782538.98	0.10	0	N	630	49.1	-22.0	0.0	19.4	0.0	0.0	7.7
414	594156.72	4782538.98	0.10	0	N	800	48.0	-22.0	0.0	22.2	0.0	0.0	3.7
414	594156.72	4782538.98	0.10	0	N	1000	48.5	-22.0	0.0	23.5	0.0	0.0	3.1
414	594156.72	4782538.98	0.10	0	N	1250	47.5	-22.0	0.0	24.9	0.0	0.0	0.5
447	594083.51	4782561.84	0.10	0	D	50	22.1	-22.4	0.0	-6.0	0.0	0.0	5.7
447	594083.51	4782561.84	0.10	0	D	63	29.4	-22.4	0.0	-5.9	0.0	0.0	12.9
447	594083.51	4782561.84	0.10	0	D	80	33.6	-22.4	0.0	-5.8	0.0	0.0	17.0
447	594083.51	4782561.84	0.10	0	D	100	35.9	-22.4	0.0	-5.7	0.0	0.0	19.2
447	594083.51	4782561.84	0.10	0	D	125	37.4	-22.4	0.0	-5.5	0.0	0.0	20.5
447	594083.51	4782561.84	0.10	0	D	160	39.1	-22.4	0.0	-5.1	0.0	0.0	21.9
447	594083.51	4782561.84	0.10	0	D	200	41.2	-22.4	0.0	-4.5	0.0	0.0	23.3
447	594083.51	4782561.84	0.10	0	D	250	44.4	-22.4	0.0	-3.4	0.0	0.0	25.4
447	594083.51	4782561.84	0.10	0	D	315	44.9	-22.4	0.0	-1.4	0.0	0.0	23.9
447	594083.51	4782561.84	0.10	0	D	400	45.3	-22.4	0.0	2.2	0.0	0.0	20.7
447	594083.51	4782561.84	0.10	0	D	500	47.7	-22.4	0.0	7.7	0.0	0.0	17.6
447	594083.51	4782561.84	0.10	0	D	630	49.2	-22.4	0.0	15.2	0.0	0.0	11.6
447	594083.51	4782561.84	0.10	0	D	800	48.0	-22.4	0.0	19.2	0.0	0.0	6.5
447	594083.51	4782561.84	0.10	0	D	1000	48.6	-22.4	0.0	20.5	0.0	0.0	5.8
447	594083.51	4782561.84	0.10	0	D	1250	47.5	-22.4	0.0	21.9	0.0	0.0	3.3
447	594083.51	4782561.84	0.10	0	D	1600	46.9	-22.4	0.0	23.9	0.0	0.0	0.6
447	594083.51	4782561.84	0.10	0	N	50	22.0	-22.4	0.0	-6.0	0.0	0.0	5.7
447	594083.51	4782561.84	0.10	0	N	63	29.3	-22.4	0.0	-5.9	0.0	0.0	12.8
447	594083.51	4782561.84	0.10	0	N	80	33.5	-22.4	0.0	-5.8	0.0	0.0	17.0
447	594083.51	4782561.84	0.10	0	N	100	35.8	-22.4	0.0	-5.7	0.0	0.0	19.1
447	594083.51	4782561.84	0.10	0	N	125	37.3	-22.4	0.0	-5.5	0.0	0.0	20.5
447	594083.51	4782561.84	0.10	0	N	160	39.1	-22.4	0.0	-5.1	0.0	0.0	21.8
447	594083.51	4782561.84	0.10	0	N	200	41.1	-22.4	0.0	-4.5	0.0	0.0	23.3
447	594083.51	4782561.84	0.10	0	N	250	44.3	-22.4	0.0	-3.4	0.0	0.0	25.4
447	594083.51	4782561.84	0.10	0	N	315	44.8	-22.4	0.0	-1.4	0.0	0.0	23.9
447	594083.51	4782561.84	0.10	0	N	400	45.2	-22.4	0.0	2.2	0.0	0.0	20.7
447	594083.51	4782561.84	0.10	0	N	500	47.6	-22.4	0.0	7.7	0.0	0.0	17.5
447	594083.51	4782561.84	0.10	0	N	630	49.1	-22.4	0.0	15.2	0.0	0.0	11.5
447	594083.51	4782561.84	0.10	0	N	800	48.0	-22.4	0.0	19.2	0.0	0.0	6.4
447	594083.51	4782561.84	0.10	0	N	1000	48.5	-22.4	0.0	20.5	0.0	0.0	5.7
447	594083.51	4782561.84	0.10	0	N	1250	47.5	-22.4	0.0	21.9	0.0	0.0	3.2
447	594083.51	4782561.84	0.10	0	N	1600	46.8	-22.4	0.0	23.9	0.0	0.0	0.5
451	594034.70	4782577.08	0.10	0	D	50	22.1	-19.9	0.0	-6.0	0.0	0.0	8.2
451	594034.70	4782577.08	0.10	0	D	63	29.4	-19.9	0.0	-5.9	0.0	0.0	15.4
451	594034.70	4782577.08	0.10	0	D	80	33.6	-19.9	0.0	-5.8	0.0	0.0	19.5
451	594034.70	4782577.08	0.10	0	D	100	35.9	-19.9	0.0	-5.7	0.0	0.0	21.7
451	594034.70	4782577.08	0.10	0	D	125	37.4	-19.9	0.0	-5.6	0.0	0.0	23.1
451	594034.70	4782577.08	0.10	0	D	160	39.1	-19.9	0.0	-5.3	0.0	0.0	24.5

Road, TNM, Name: "Rymal6 westbound", ID: "!02!Rymal6_WB"													
Nr.	X	Y	Z	Refl.	DEN	Freq.	Lw	Ad	Aair	Agr	Afol	RL	Lr
	(m)	(m)	(m)			(Hz)	dB(A)	(dB)	(dB)	(dB)	(dB)	(dB)	dB(A)
451	594034.70	4782577.08	0.10	0	D	200	41.2	-19.9	0.0	-4.8	0.0	0.0	26.0
451	594034.70	4782577.08	0.10	0	D	250	44.4	-19.9	0.0	-3.9	0.0	0.0	28.4
451	594034.70	4782577.08	0.10	0	D	315	44.9	-19.9	0.0	-2.3	0.0	0.0	27.3
451	594034.70	4782577.08	0.10	0	D	400	45.3	-19.9	0.0	0.6	0.0	0.0	24.8
451	594034.70	4782577.08	0.10	0	D	500	47.7	-19.9	0.0	4.9	0.0	0.0	22.8
451	594034.70	4782577.08	0.10	0	D	630	49.2	-19.9	0.0	11.4	0.0	0.0	17.9
451	594034.70	4782577.08	0.10	0	D	800	48.0	-19.9	0.0	16.3	0.0	0.0	11.8
451	594034.70	4782577.08	0.10	0	D	1000	48.6	-19.9	0.0	17.8	0.0	0.0	10.9
451	594034.70	4782577.08	0.10	0	D	1250	47.5	-19.9	0.0	19.2	0.0	0.0	8.4
451	594034.70	4782577.08	0.10	0	D	1600	46.9	-19.9	0.0	21.2	0.0	0.0	5.8
451	594034.70	4782577.08	0.10	0	D	2000	46.1	-19.9	0.0	23.3	0.0	0.0	3.0
451	594034.70	4782577.08	0.10	0	D	2500	45.1	-19.9	0.0	25.2	0.0	0.0	0.0
451	594034.70	4782577.08	0.10	0	N	50	22.0	-19.9	0.0	-6.0	0.0	0.0	8.2
451	594034.70	4782577.08	0.10	0	N	63	29.3	-19.9	0.0	-5.9	0.0	0.0	15.3
451	594034.70	4782577.08	0.10	0	N	80	33.5	-19.9	0.0	-5.8	0.0	0.0	19.5
451	594034.70	4782577.08	0.10	0	N	100	35.8	-19.9	0.0	-5.7	0.0	0.0	21.6
451	594034.70	4782577.08	0.10	0	N	125	37.3	-19.9	0.0	-5.6	0.0	0.0	23.0
451	594034.70	4782577.08	0.10	0	N	160	39.1	-19.9	0.0	-5.3	0.0	0.0	24.4
451	594034.70	4782577.08	0.10	0	N	200	41.1	-19.9	0.0	-4.8	0.0	0.0	26.0
451	594034.70	4782577.08	0.10	0	N	250	44.3	-19.9	0.0	-3.9	0.0	0.0	28.3
451	594034.70	4782577.08	0.10	0	N	315	44.8	-19.9	0.0	-2.3	0.0	0.0	27.2
451	594034.70	4782577.08	0.10	0	N	400	45.2	-19.9	0.0	0.6	0.0	0.0	24.8
451	594034.70	4782577.08	0.10	0	N	500	47.6	-19.9	0.0	4.9	0.0	0.0	22.8
451	594034.70	4782577.08	0.10	0	N	630	49.1	-19.9	0.0	11.4	0.0	0.0	17.8
451	594034.70	4782577.08	0.10	0	N	800	48.0	-19.9	0.0	16.3	0.0	0.0	11.7
451	594034.70	4782577.08	0.10	0	N	1000	48.5	-19.9	0.0	17.8	0.0	0.0	10.8
451	594034.70	4782577.08	0.10	0	N	1250	47.5	-19.9	0.0	19.2	0.0	0.0	8.3
451	594034.70	4782577.08	0.10	0	N	1600	46.8	-19.9	0.0	21.2	0.0	0.0	5.7
451	594034.70	4782577.08	0.10	0	N	2000	46.1	-19.9	0.0	23.3	0.0	0.0	2.9
454	593985.89	4782592.32	0.10	0	D	50	22.1	-16.4	0.0	-6.0	0.0	0.0	11.7
454	593985.89	4782592.32	0.10	0	D	63	29.4	-16.4	0.0	-5.9	0.0	0.0	18.9
454	593985.89	4782592.32	0.10	0	D	80	33.6	-16.4	0.0	-5.9	0.0	0.0	23.0
454	593985.89	4782592.32	0.10	0	D	100	35.9	-16.4	0.0	-5.8	0.0	0.0	25.2
454	593985.89	4782592.32	0.10	0	D	125	37.4	-16.4	0.0	-5.7	0.0	0.0	26.6
454	593985.89	4782592.32	0.10	0	D	160	39.1	-16.4	0.0	-5.4	0.0	0.0	28.1
454	593985.89	4782592.32	0.10	0	D	200	41.2	-16.4	0.0	-5.0	0.0	0.0	29.7
454	593985.89	4782592.32	0.10	0	D	250	44.4	-16.4	0.0	-4.3	0.0	0.0	32.3
454	593985.89	4782592.32	0.10	0	D	315	44.9	-16.4	0.0	-3.1	0.0	0.0	31.6
454	593985.89	4782592.32	0.10	0	D	400	45.3	-16.4	0.0	-1.1	0.0	0.0	29.9
454	593985.89	4782592.32	0.10	0	D	500	47.7	-16.4	0.0	2.1	0.0	0.0	29.2
454	593985.89	4782592.32	0.10	0	D	630	49.2	-16.4	0.0	6.9	0.0	0.0	25.8
454	593985.89	4782592.32	0.10	0	D	800	48.0	-16.4	0.0	12.0	0.0	0.0	19.6
454	593985.89	4782592.32	0.10	0	D	1000	48.6	-16.4	0.0	14.3	0.0	0.0	17.9
454	593985.89	4782592.32	0.10	0	D	1250	47.5	-16.4	0.0	15.7	0.0	0.0	15.4
454	593985.89	4782592.32	0.10	0	D	1600	46.9	-16.4	0.0	17.6	0.0	0.0	12.8
454	593985.89	4782592.32	0.10	0	D	2000	46.1	-16.4	0.0	19.6	0.0	0.0	10.1
454	593985.89	4782592.32	0.10	0	D	2500	45.1	-16.4	0.0	21.3	0.0	0.0	7.4
454	593985.89	4782592.32	0.10	0	D	3150	44.5	-16.4	0.0	21.6	0.0	0.0	6.4
454	593985.89	4782592.32	0.10	0	D	4000	42.8	-16.4	0.0	20.7	0.0	0.0	5.7
454	593985.89	4782592.32	0.10	0	D	5000	41.0	-16.4	0.0	19.9	0.0	0.0	4.7
454	593985.89	4782592.32	0.10	0	D	6300	38.9	-16.4	0.0	19.9	0.0	0.0	2.6
454	593985.89	4782592.32	0.10	0	N	50	22.0	-16.4	0.0	-6.0	0.0	0.0	11.6
454	593985.89	4782592.32	0.10	0	N	63	29.3	-16.4	0.0	-5.9	0.0	0.0	18.8
454	593985.89	4782592.32	0.10	0	N	80	33.5	-16.4	0.0	-5.9	0.0	0.0	23.0
454	593985.89	4782592.32	0.10	0	N	100	35.8	-16.4	0.0	-5.8	0.0	0.0	25.2
454	593985.89	4782592.32	0.10	0	N	125	37.3	-16.4	0.0	-5.7	0.0	0.0	26.6
454	593985.89	4782592.32	0.10	0	N	160	39.1	-16.4	0.0	-5.4	0.0	0.0	28.1
454	593985.89	4782592.32	0.10	0	N	200	41.1	-16.4	0.0	-5.0	0.0	0.0	29.7
454	593985.89	4782592.32	0.10	0	N	250	44.3	-16.4	0.0	-4.3	0.0	0.0	32.2
454	593985.89	4782592.32	0.10	0	N	315	44.8	-16.4	0.0	-3.1	0.0	0.0	31.5
454	593985.89	4782592.32	0.10	0	N	400	45.2	-16.4	0.0	-1.1	0.0	0.0	29.8
454	593985.89	4782592.32	0.10	0	N	500	47.6	-16.4	0.0	2.1	0.0	0.0	29.1
454	593985.89	4782592.32	0.10	0	N	630	49.1	-16.4	0.0	6.9	0.0	0.0	25.8

Road, TNM, Name: "Rymal6 westbound", ID: "!02!Rymal6_WB"													
Nr.	X	Y	Z	Refl.	DEN	Freq.	Lw	Ad	Aair	Agr	Afol	RL	Lr
	(m)	(m)	(m)			(Hz)	dB(A)	(dB)	(dB)	(dB)	(dB)	(dB)	dB(A)
454	593985.89	4782592.32	0.10	0	N	800	48.0	-16.4	0.0	12.0	0.0	0.0	19.5
454	593985.89	4782592.32	0.10	0	N	1000	48.5	-16.4	0.0	14.3	0.0	0.0	17.9
454	593985.89	4782592.32	0.10	0	N	1250	47.5	-16.4	0.0	15.7	0.0	0.0	15.3
454	593985.89	4782592.32	0.10	0	N	1600	46.8	-16.4	0.0	17.6	0.0	0.0	12.8
454	593985.89	4782592.32	0.10	0	N	2000	46.1	-16.4	0.0	19.6	0.0	0.0	10.1
454	593985.89	4782592.32	0.10	0	N	2500	45.0	-16.4	0.0	21.3	0.0	0.0	7.3
454	593985.89	4782592.32	0.10	0	N	3150	44.4	-16.4	0.0	21.6	0.0	0.0	6.3
454	593985.89	4782592.32	0.10	0	N	4000	42.8	-16.4	0.0	20.7	0.0	0.0	5.6
454	593985.89	4782592.32	0.10	0	N	5000	40.9	-16.4	0.0	19.9	0.0	0.0	4.6
454	593985.89	4782592.32	0.10	0	N	6300	38.8	-16.4	0.0	19.9	0.0	0.0	2.5
455	593949.29	4782603.75	0.10	0	D	50	22.1	-15.9	0.0	-6.0	0.0	0.0	12.2
455	593949.29	4782603.75	0.10	0	D	63	29.4	-15.9	0.0	-5.9	0.0	0.0	19.4
455	593949.29	4782603.75	0.10	0	D	80	33.6	-15.9	0.0	-5.9	0.0	0.0	23.6
455	593949.29	4782603.75	0.10	0	D	100	35.9	-15.9	0.0	-5.8	0.0	0.0	25.8
455	593949.29	4782603.75	0.10	0	D	125	37.4	-15.9	0.0	-5.7	0.0	0.0	27.2
455	593949.29	4782603.75	0.10	0	D	160	39.1	-15.9	0.0	-5.5	0.0	0.0	28.8
455	593949.29	4782603.75	0.10	0	D	200	41.2	-15.9	0.0	-5.2	0.0	0.0	30.5
455	593949.29	4782603.75	0.10	0	D	250	44.4	-15.9	0.0	-4.7	0.0	0.0	33.2
455	593949.29	4782603.75	0.10	0	D	315	44.9	-15.9	0.0	-3.8	0.0	0.0	32.8
455	593949.29	4782603.75	0.10	0	D	400	45.3	-15.9	0.0	-2.3	0.0	0.0	31.7
455	593949.29	4782603.75	0.10	0	D	500	47.7	-15.9	0.0	-0.1	0.0	0.0	31.9
455	593949.29	4782603.75	0.10	0	D	630	49.2	-15.9	0.0	3.3	0.0	0.0	30.1
455	593949.29	4782603.75	0.10	0	D	800	48.0	-15.9	0.0	7.4	0.0	0.0	24.7
455	593949.29	4782603.75	0.10	0	D	1000	48.6	-15.9	0.0	10.3	0.0	0.0	22.5
455	593949.29	4782603.75	0.10	0	D	1250	47.5	-15.9	0.0	12.0	0.0	0.0	19.7
455	593949.29	4782603.75	0.10	0	D	1600	46.9	-15.9	0.0	13.9	0.0	0.0	17.1
455	593949.29	4782603.75	0.10	0	D	2000	46.1	-15.9	0.0	15.8	0.0	0.0	14.5
455	593949.29	4782603.75	0.10	0	D	2500	45.1	-15.9	0.0	17.3	0.0	0.0	11.9
455	593949.29	4782603.75	0.10	0	D	3150	44.5	-15.9	0.0	17.4	0.0	0.0	11.2
455	593949.29	4782603.75	0.10	0	D	4000	42.8	-15.9	0.0	16.0	0.0	0.0	10.9
455	593949.29	4782603.75	0.10	0	D	5000	41.0	-15.9	0.0	14.5	0.0	0.0	10.6
455	593949.29	4782603.75	0.10	0	D	6300	38.9	-15.9	0.0	14.5	0.0	0.0	8.4
455	593949.29	4782603.75	0.10	0	D	8000	36.1	-15.9	0.0	14.5	0.0	0.0	5.7
455	593949.29	4782603.75	0.10	0	D	10000	32.5	-15.9	0.0	14.5	0.0	0.0	2.1
455	593949.29	4782603.75	0.10	0	N	50	22.0	-15.9	0.0	-6.0	0.0	0.0	12.2
455	593949.29	4782603.75	0.10	0	N	63	29.3	-15.9	0.0	-5.9	0.0	0.0	19.4
455	593949.29	4782603.75	0.10	0	N	80	33.5	-15.9	0.0	-5.9	0.0	0.0	23.5
455	593949.29	4782603.75	0.10	0	N	100	35.8	-15.9	0.0	-5.8	0.0	0.0	25.7
455	593949.29	4782603.75	0.10	0	N	125	37.3	-15.9	0.0	-5.7	0.0	0.0	27.2
455	593949.29	4782603.75	0.10	0	N	160	39.1	-15.9	0.0	-5.5	0.0	0.0	28.7
455	593949.29	4782603.75	0.10	0	N	200	41.1	-15.9	0.0	-5.2	0.0	0.0	30.4
455	593949.29	4782603.75	0.10	0	N	250	44.3	-15.9	0.0	-4.7	0.0	0.0	33.1
455	593949.29	4782603.75	0.10	0	N	315	44.8	-15.9	0.0	-3.8	0.0	0.0	32.7
455	593949.29	4782603.75	0.10	0	N	400	45.2	-15.9	0.0	-2.3	0.0	0.0	31.6
455	593949.29	4782603.75	0.10	0	N	500	47.6	-15.9	0.0	-0.1	0.0	0.0	31.8
455	593949.29	4782603.75	0.10	0	N	630	49.1	-15.9	0.0	3.3	0.0	0.0	30.0
455	593949.29	4782603.75	0.10	0	N	800	48.0	-15.9	0.0	7.4	0.0	0.0	24.7
455	593949.29	4782603.75	0.10	0	N	1000	48.5	-15.9	0.0	10.3	0.0	0.0	22.4
455	593949.29	4782603.75	0.10	0	N	1250	47.5	-15.9	0.0	12.0	0.0	0.0	19.6
455	593949.29	4782603.75	0.10	0	N	1600	46.8	-15.9	0.0	13.9	0.0	0.0	17.0
455	593949.29	4782603.75	0.10	0	N	2000	46.1	-15.9	0.0	15.8	0.0	0.0	14.4
455	593949.29	4782603.75	0.10	0	N	2500	45.0	-15.9	0.0	17.3	0.0	0.0	11.8
455	593949.29	4782603.75	0.10	0	N	3150	44.4	-15.9	0.0	17.4	0.0	0.0	11.1
455	593949.29	4782603.75	0.10	0	N	4000	42.8	-15.9	0.0	16.0	0.0	0.0	10.9
455	593949.29	4782603.75	0.10	0	N	5000	40.9	-15.9	0.0	14.5	0.0	0.0	10.5
455	593949.29	4782603.75	0.10	0	N	6300	38.8	-15.9	0.0	14.5	0.0	0.0	8.4
455	593949.29	4782603.75	0.10	0	N	8000	36.1	-15.9	0.0	14.5	0.0	0.0	5.6
455	593949.29	4782603.75	0.10	0	N	10000	32.4	-15.9	0.0	14.5	0.0	0.0	2.0
456	593930.98	4782609.46	0.10	0	D	50	22.1	-16.4	0.0	-6.0	0.0	0.0	11.7
456	593930.98	4782609.46	0.10	0	D	63	29.4	-16.4	0.0	-5.9	0.0	0.0	18.9
456	593930.98	4782609.46	0.10	0	D	80	33.6	-16.4	0.0	-5.9	0.0	0.0	23.1
456	593930.98	4782609.46	0.10	0	D	100	35.9	-16.4	0.0	-5.8	0.0	0.0	25.3
456	593930.98	4782609.46	0.10	0	D	125	37.4	-16.4	0.0	-5.7	0.0	0.0	26.7

Road, TNM, Name: "Rymal6 westbound", ID: "!02!Rymal6_WB"													
Nr.	X	Y	Z	Refl.	DEN	Freq.	Lw	Ad	Aair	Agr	Afol	RL	Lr
	(m)	(m)	(m)			(Hz)	dB(A)	(dB)	(dB)	(dB)	(dB)	(dB)	dB(A)
456	593930.98	4782609.46	0.10	0	D	160	39.1	-16.4	0.0	-5.6	0.0	0.0	28.3
456	593930.98	4782609.46	0.10	0	D	200	41.2	-16.4	0.0	-5.3	0.0	0.0	30.0
456	593930.98	4782609.46	0.10	0	D	250	44.4	-16.4	0.0	-4.8	0.0	0.0	32.8
456	593930.98	4782609.46	0.10	0	D	315	44.9	-16.4	0.0	-4.1	0.0	0.0	32.6
456	593930.98	4782609.46	0.10	0	D	400	45.3	-16.4	0.0	-2.9	0.0	0.0	31.8
456	593930.98	4782609.46	0.10	0	D	500	47.7	-16.4	0.0	-1.2	0.0	0.0	32.4
456	593930.98	4782609.46	0.10	0	D	630	49.2	-16.4	0.0	1.4	0.0	0.0	31.4
456	593930.98	4782609.46	0.10	0	D	800	48.0	-16.4	0.0	4.7	0.0	0.0	26.9
456	593930.98	4782609.46	0.10	0	D	1000	48.6	-16.4	0.0	7.5	0.0	0.0	24.7
456	593930.98	4782609.46	0.10	0	D	1250	47.5	-16.4	0.0	9.5	0.0	0.0	21.6
456	593930.98	4782609.46	0.10	0	D	1600	46.9	-16.4	0.0	11.5	0.0	0.0	19.0
456	593930.98	4782609.46	0.10	0	D	2000	46.1	-16.4	0.0	13.3	0.0	0.0	16.4
456	593930.98	4782609.46	0.10	0	D	2500	45.1	-16.4	0.0	14.8	0.0	0.0	13.9
456	593930.98	4782609.46	0.10	0	D	3150	44.5	-16.4	0.0	14.7	0.0	0.0	13.3
456	593930.98	4782609.46	0.10	0	D	4000	42.8	-16.4	0.0	13.1	0.0	0.0	13.3
456	593930.98	4782609.46	0.10	0	D	5000	41.0	-16.4	0.0	11.3	0.0	0.0	13.3
456	593930.98	4782609.46	0.10	0	D	6300	38.9	-16.4	0.0	11.3	0.0	0.0	11.1
456	593930.98	4782609.46	0.10	0	D	8000	36.1	-16.4	0.0	11.3	0.0	0.0	8.4
456	593930.98	4782609.46	0.10	0	D	10000	32.5	-16.4	0.0	11.3	0.0	0.0	4.8
456	593930.98	4782609.46	0.10	0	N	50	22.0	-16.4	0.0	-6.0	0.0	0.0	11.6
456	593930.98	4782609.46	0.10	0	N	63	29.3	-16.4	0.0	-5.9	0.0	0.0	18.8
456	593930.98	4782609.46	0.10	0	N	80	33.5	-16.4	0.0	-5.9	0.0	0.0	23.0
456	593930.98	4782609.46	0.10	0	N	100	35.8	-16.4	0.0	-5.8	0.0	0.0	25.2
456	593930.98	4782609.46	0.10	0	N	125	37.3	-16.4	0.0	-5.7	0.0	0.0	26.7
456	593930.98	4782609.46	0.10	0	N	160	39.1	-16.4	0.0	-5.6	0.0	0.0	28.2
456	593930.98	4782609.46	0.10	0	N	200	41.1	-16.4	0.0	-5.3	0.0	0.0	30.0
456	593930.98	4782609.46	0.10	0	N	250	44.3	-16.4	0.0	-4.8	0.0	0.0	32.7
456	593930.98	4782609.46	0.10	0	N	315	44.8	-16.4	0.0	-4.1	0.0	0.0	32.5
456	593930.98	4782609.46	0.10	0	N	400	45.2	-16.4	0.0	-2.9	0.0	0.0	31.7
456	593930.98	4782609.46	0.10	0	N	500	47.6	-16.4	0.0	-1.2	0.0	0.0	32.4
456	593930.98	4782609.46	0.10	0	N	630	49.1	-16.4	0.0	1.4	0.0	0.0	31.3
456	593930.98	4782609.46	0.10	0	N	800	48.0	-16.4	0.0	4.7	0.0	0.0	26.8
456	593930.98	4782609.46	0.10	0	N	1000	48.5	-16.4	0.0	7.5	0.0	0.0	24.6
456	593930.98	4782609.46	0.10	0	N	1250	47.5	-16.4	0.0	9.5	0.0	0.0	21.6
456	593930.98	4782609.46	0.10	0	N	1600	46.8	-16.4	0.0	11.5	0.0	0.0	19.0
456	593930.98	4782609.46	0.10	0	N	2000	46.1	-16.4	0.0	13.3	0.0	0.0	16.4
456	593930.98	4782609.46	0.10	0	N	2500	45.0	-16.4	0.0	14.8	0.0	0.0	13.8
456	593930.98	4782609.46	0.10	0	N	3150	44.4	-16.4	0.0	14.7	0.0	0.0	13.2
456	593930.98	4782609.46	0.10	0	N	4000	42.8	-16.4	0.0	13.1	0.0	0.0	13.2
456	593930.98	4782609.46	0.10	0	N	5000	40.9	-16.4	0.0	11.3	0.0	0.0	13.2
456	593930.98	4782609.46	0.10	0	N	6300	38.8	-16.4	0.0	11.3	0.0	0.0	11.1
456	593930.98	4782609.46	0.10	0	N	8000	36.1	-16.4	0.0	11.3	0.0	0.0	8.3
456	593930.98	4782609.46	0.10	0	N	10000	32.4	-16.4	0.0	11.3	0.0	0.0	4.7
457	593918.78	4782613.27	0.10	0	D	50	22.1	-14.3	0.0	-6.0	0.0	0.0	13.8
457	593918.78	4782613.27	0.10	0	D	63	29.4	-14.3	0.0	-5.9	0.0	0.0	21.0
457	593918.78	4782613.27	0.10	0	D	80	33.6	-14.3	0.0	-5.9	0.0	0.0	25.2
457	593918.78	4782613.27	0.10	0	D	100	35.9	-14.3	0.0	-5.8	0.0	0.0	27.4
457	593918.78	4782613.27	0.10	0	D	125	37.4	-14.3	0.0	-5.8	0.0	0.0	28.9
457	593918.78	4782613.27	0.10	0	D	160	39.1	-14.3	0.0	-5.6	0.0	0.0	30.4
457	593918.78	4782613.27	0.10	0	D	200	41.2	-14.3	0.0	-5.4	0.0	0.0	32.2
457	593918.78	4782613.27	0.10	0	D	250	44.4	-14.3	0.0	-4.9	0.0	0.0	35.0
457	593918.78	4782613.27	0.10	0	D	315	44.9	-14.3	0.0	-4.3	0.0	0.0	34.9
457	593918.78	4782613.27	0.10	0	D	400	45.3	-14.3	0.0	-3.3	0.0	0.0	34.3
457	593918.78	4782613.27	0.10	0	D	500	47.7	-14.3	0.0	-1.9	0.0	0.0	35.3
457	593918.78	4782613.27	0.10	0	D	630	49.2	-14.3	0.0	0.2	0.0	0.0	34.7
457	593918.78	4782613.27	0.10	0	D	800	48.0	-14.3	0.0	2.9	0.0	0.0	30.8
457	593918.78	4782613.27	0.10	0	D	1000	48.6	-14.3	0.0	5.5	0.0	0.0	28.8
457	593918.78	4782613.27	0.10	0	D	1250	47.5	-14.3	0.0	7.5	0.0	0.0	25.7
457	593918.78	4782613.27	0.10	0	D	1600	46.9	-14.3	0.0	9.5	0.0	0.0	23.1
457	593918.78	4782613.27	0.10	0	D	2000	46.1	-14.3	0.0	11.4	0.0	0.0	20.5
457	593918.78	4782613.27	0.10	0	D	2500	45.1	-14.3	0.0	12.8	0.0	0.0	18.0
457	593918.78	4782613.27	0.10	0	D	3150	44.5	-14.3	0.0	12.7	0.0	0.0	17.5
457	593918.78	4782613.27	0.10	0	D	4000	42.8	-14.3	0.0	10.9	0.0	0.0	17.6

Road, TNM, Name: "Rymal6 westbound", ID: "!02!Rymal6_WB"													
Nr.	X	Y	Z	Refl.	DEN	Freq.	Lw	Ad	Aair	Agr	Afol	RL	Lr
	(m)	(m)	(m)			(Hz)	dB(A)	(dB)	(dB)	(dB)	(dB)	(dB)	dB(A)
457	593918.78	4782613.27	0.10	0	D	5000	41.0	-14.3	0.0	8.9	0.0	0.0	17.8
457	593918.78	4782613.27	0.10	0	D	6300	38.9	-14.3	0.0	8.9	0.0	0.0	15.7
457	593918.78	4782613.27	0.10	0	D	8000	36.1	-14.3	0.0	8.9	0.0	0.0	12.9
457	593918.78	4782613.27	0.10	0	D	10000	32.5	-14.3	0.0	8.9	0.0	0.0	9.3
457	593918.78	4782613.27	0.10	0	N	50	22.0	-14.3	0.0	-6.0	0.0	0.0	13.7
457	593918.78	4782613.27	0.10	0	N	63	29.3	-14.3	0.0	-5.9	0.0	0.0	20.9
457	593918.78	4782613.27	0.10	0	N	80	33.5	-14.3	0.0	-5.9	0.0	0.0	25.1
457	593918.78	4782613.27	0.10	0	N	100	35.8	-14.3	0.0	-5.8	0.0	0.0	27.4
457	593918.78	4782613.27	0.10	0	N	125	37.3	-14.3	0.0	-5.8	0.0	0.0	28.8
457	593918.78	4782613.27	0.10	0	N	160	39.1	-14.3	0.0	-5.6	0.0	0.0	30.4
457	593918.78	4782613.27	0.10	0	N	200	41.1	-14.3	0.0	-5.4	0.0	0.0	32.2
457	593918.78	4782613.27	0.10	0	N	250	44.3	-14.3	0.0	-4.9	0.0	0.0	35.0
457	593918.78	4782613.27	0.10	0	N	315	44.8	-14.3	0.0	-4.3	0.0	0.0	34.8
457	593918.78	4782613.27	0.10	0	N	400	45.2	-14.3	0.0	-3.3	0.0	0.0	34.2
457	593918.78	4782613.27	0.10	0	N	500	47.6	-14.3	0.0	-1.9	0.0	0.0	35.2
457	593918.78	4782613.27	0.10	0	N	630	49.1	-14.3	0.0	0.2	0.0	0.0	34.6
457	593918.78	4782613.27	0.10	0	N	800	48.0	-14.3	0.0	2.9	0.0	0.0	30.7
457	593918.78	4782613.27	0.10	0	N	1000	48.5	-14.3	0.0	5.5	0.0	0.0	28.8
457	593918.78	4782613.27	0.10	0	N	1250	47.5	-14.3	0.0	7.5	0.0	0.0	25.6
457	593918.78	4782613.27	0.10	0	N	1600	46.8	-14.3	0.0	9.5	0.0	0.0	23.0
457	593918.78	4782613.27	0.10	0	N	2000	46.1	-14.3	0.0	11.4	0.0	0.0	20.4
457	593918.78	4782613.27	0.10	0	N	2500	45.0	-14.3	0.0	12.8	0.0	0.0	17.9
457	593918.78	4782613.27	0.10	0	N	3150	44.4	-14.3	0.0	12.7	0.0	0.0	17.4
457	593918.78	4782613.27	0.10	0	N	4000	42.8	-14.3	0.0	10.9	0.0	0.0	17.6
457	593918.78	4782613.27	0.10	0	N	5000	40.9	-14.3	0.0	8.9	0.0	0.0	17.7
457	593918.78	4782613.27	0.10	0	N	6300	38.8	-14.3	0.0	8.9	0.0	0.0	15.6
457	593918.78	4782613.27	0.10	0	N	8000	36.1	-14.3	0.0	8.9	0.0	0.0	12.9
457	593918.78	4782613.27	0.10	0	N	10000	32.4	-14.3	0.0	8.9	0.0	0.0	9.2
458	593907.16	4782616.90	0.10	0	D	50	22.1	-12.4	0.0	-6.0	0.0	0.0	15.7
458	593907.16	4782616.90	0.10	0	D	63	29.4	-12.4	0.0	-5.9	0.0	0.0	22.9
458	593907.16	4782616.90	0.10	0	D	80	33.6	-12.4	0.0	-5.9	0.0	0.0	27.1
458	593907.16	4782616.90	0.10	0	D	100	35.9	-12.4	0.0	-5.9	0.0	0.0	29.3
458	593907.16	4782616.90	0.10	0	D	125	37.4	-12.4	0.0	-5.8	0.0	0.0	30.7
458	593907.16	4782616.90	0.10	0	D	160	39.1	-12.4	0.0	-5.6	0.0	0.0	32.3
458	593907.16	4782616.90	0.10	0	D	200	41.2	-12.4	0.0	-5.4	0.0	0.0	34.1
458	593907.16	4782616.90	0.10	0	D	250	44.4	-12.4	0.0	-5.1	0.0	0.0	37.0
458	593907.16	4782616.90	0.10	0	D	315	44.9	-12.4	0.0	-4.5	0.0	0.0	37.0
458	593907.16	4782616.90	0.10	0	D	400	45.3	-12.4	0.0	-3.7	0.0	0.0	36.5
458	593907.16	4782616.90	0.10	0	D	500	47.7	-12.4	0.0	-2.5	0.0	0.0	37.8
458	593907.16	4782616.90	0.10	0	D	630	49.2	-12.4	0.0	-0.9	0.0	0.0	37.6
458	593907.16	4782616.90	0.10	0	D	800	48.0	-12.4	0.0	1.3	0.0	0.0	34.3
458	593907.16	4782616.90	0.10	0	D	1000	48.6	-12.4	0.0	3.5	0.0	0.0	32.7
458	593907.16	4782616.90	0.10	0	D	1250	47.5	-12.4	0.0	5.5	0.0	0.0	29.6
458	593907.16	4782616.90	0.10	0	D	1600	46.9	-12.4	0.0	7.5	0.0	0.0	26.9
458	593907.16	4782616.90	0.10	0	D	2000	46.1	-12.4	0.0	9.4	0.0	0.0	24.3
458	593907.16	4782616.90	0.10	0	D	2500	45.1	-12.4	0.0	10.8	0.0	0.0	21.9
458	593907.16	4782616.90	0.10	0	D	3150	44.5	-12.4	0.0	10.6	0.0	0.0	21.5
458	593907.16	4782616.90	0.10	0	D	4000	42.8	-12.4	0.0	8.6	0.0	0.0	21.8
458	593907.16	4782616.90	0.10	0	D	5000	41.0	-12.4	0.0	6.4	0.0	0.0	22.1
458	593907.16	4782616.90	0.10	0	D	6300	38.9	-12.4	0.0	6.4	0.0	0.0	20.0
458	593907.16	4782616.90	0.10	0	D	8000	36.1	-12.4	0.0	6.4	0.0	0.0	17.2
458	593907.16	4782616.90	0.10	0	D	10000	32.5	-12.4	0.0	6.4	0.0	0.0	13.6
458	593907.16	4782616.90	0.10	0	N	50	22.0	-12.4	0.0	-6.0	0.0	0.0	15.6
458	593907.16	4782616.90	0.10	0	N	63	29.3	-12.4	0.0	-5.9	0.0	0.0	22.8
458	593907.16	4782616.90	0.10	0	N	80	33.5	-12.4	0.0	-5.9	0.0	0.0	27.0
458	593907.16	4782616.90	0.10	0	N	100	35.8	-12.4	0.0	-5.9	0.0	0.0	29.2
458	593907.16	4782616.90	0.10	0	N	125	37.3	-12.4	0.0	-5.8	0.0	0.0	30.7
458	593907.16	4782616.90	0.10	0	N	160	39.1	-12.4	0.0	-5.6	0.0	0.0	32.3
458	593907.16	4782616.90	0.10	0	N	200	41.1	-12.4	0.0	-5.4	0.0	0.0	34.1
458	593907.16	4782616.90	0.10	0	N	250	44.3	-12.4	0.0	-5.1	0.0	0.0	36.9
458	593907.16	4782616.90	0.10	0	N	315	44.8	-12.4	0.0	-4.5	0.0	0.0	36.9
458	593907.16	4782616.90	0.10	0	N	400	45.2	-12.4	0.0	-3.7	0.0	0.0	36.5
458	593907.16	4782616.90	0.10	0	N	500	47.6	-12.4	0.0	-2.5	0.0	0.0	37.7

Road, TNM, Name: "Rymal6 westbound", ID: "!02!Rymal6_WB"													
Nr.	X	Y	Z	Refl.	DEN	Freq.	Lw	Ad	Aair	Agr	Afol	RL	Lr
	(m)	(m)	(m)			(Hz)	dB(A)	(dB)	(dB)	(dB)	(dB)	(dB)	dB(A)
458	593907.16	4782616.90	0.10	0	N	630	49.1	-12.4	0.0	-0.9	0.0	0.0	37.6
458	593907.16	4782616.90	0.10	0	N	800	48.0	-12.4	0.0	1.3	0.0	0.0	34.2
458	593907.16	4782616.90	0.10	0	N	1000	48.5	-12.4	0.0	3.5	0.0	0.0	32.6
458	593907.16	4782616.90	0.10	0	N	1250	47.5	-12.4	0.0	5.5	0.0	0.0	29.5
458	593907.16	4782616.90	0.10	0	N	1600	46.8	-12.4	0.0	7.5	0.0	0.0	26.8
458	593907.16	4782616.90	0.10	0	N	2000	46.1	-12.4	0.0	9.4	0.0	0.0	24.3
458	593907.16	4782616.90	0.10	0	N	2500	45.0	-12.4	0.0	10.8	0.0	0.0	21.8
458	593907.16	4782616.90	0.10	0	N	3150	44.4	-12.4	0.0	10.6	0.0	0.0	21.4
458	593907.16	4782616.90	0.10	0	N	4000	42.8	-12.4	0.0	8.6	0.0	0.0	21.7
458	593907.16	4782616.90	0.10	0	N	5000	40.9	-12.4	0.0	6.4	0.0	0.0	22.0
458	593907.16	4782616.90	0.10	0	N	6300	38.8	-12.4	0.0	6.4	0.0	0.0	19.9
458	593907.16	4782616.90	0.10	0	N	8000	36.1	-12.4	0.0	6.4	0.0	0.0	17.2
458	593907.16	4782616.90	0.10	0	N	10000	32.4	-12.4	0.0	6.4	0.0	0.0	13.6
459	593896.13	4782620.35	0.10	0	D	50	22.1	-10.3	0.0	-6.0	0.0	0.0	17.7
459	593896.13	4782620.35	0.10	0	D	63	29.4	-10.3	0.0	-5.9	0.0	0.0	25.0
459	593896.13	4782620.35	0.10	0	D	80	33.6	-10.3	0.0	-5.9	0.0	0.0	29.1
459	593896.13	4782620.35	0.10	0	D	100	35.9	-10.3	0.0	-5.9	0.0	0.0	31.4
459	593896.13	4782620.35	0.10	0	D	125	37.4	-10.3	0.0	-5.8	0.0	0.0	32.8
459	593896.13	4782620.35	0.10	0	D	160	39.1	-10.3	0.0	-5.7	0.0	0.0	34.5
459	593896.13	4782620.35	0.10	0	D	200	41.2	-10.3	0.0	-5.5	0.0	0.0	36.3
459	593896.13	4782620.35	0.10	0	D	250	44.4	-10.3	0.0	-5.1	0.0	0.0	39.2
459	593896.13	4782620.35	0.10	0	D	315	44.9	-10.3	0.0	-4.7	0.0	0.0	39.2
459	593896.13	4782620.35	0.10	0	D	400	45.3	-10.3	0.0	-4.0	0.0	0.0	38.9
459	593896.13	4782620.35	0.10	0	D	500	47.7	-10.3	0.0	-3.0	0.0	0.0	40.4
459	593896.13	4782620.35	0.10	0	D	630	49.2	-10.3	0.0	-1.7	0.0	0.0	40.5
459	593896.13	4782620.35	0.10	0	D	800	48.0	-10.3	0.0	0.1	0.0	0.0	37.6
459	593896.13	4782620.35	0.10	0	D	1000	48.6	-10.3	0.0	1.9	0.0	0.0	36.3
459	593896.13	4782620.35	0.10	0	D	1250	47.5	-10.3	0.0	3.8	0.0	0.0	33.4
459	593896.13	4782620.35	0.10	0	D	1600	46.9	-10.3	0.0	5.8	0.0	0.0	30.7
459	593896.13	4782620.35	0.10	0	D	2000	46.1	-10.3	0.0	7.7	0.0	0.0	28.1
459	593896.13	4782620.35	0.10	0	D	2500	45.1	-10.3	0.0	9.1	0.0	0.0	25.7
459	593896.13	4782620.35	0.10	0	D	3150	44.5	-10.3	0.0	8.8	0.0	0.0	25.3
459	593896.13	4782620.35	0.10	0	D	4000	42.8	-10.3	0.0	6.7	0.0	0.0	25.8
459	593896.13	4782620.35	0.10	0	D	5000	41.0	-10.3	0.0	4.4	0.0	0.0	26.3
459	593896.13	4782620.35	0.10	0	D	6300	38.9	-10.3	0.0	4.4	0.0	0.0	24.1
459	593896.13	4782620.35	0.10	0	D	8000	36.1	-10.3	0.0	4.4	0.0	0.0	21.4
459	593896.13	4782620.35	0.10	0	D	10000	32.5	-10.3	0.0	4.4	0.0	0.0	17.8
459	593896.13	4782620.35	0.10	0	N	50	22.0	-10.3	0.0	-6.0	0.0	0.0	17.7
459	593896.13	4782620.35	0.10	0	N	63	29.3	-10.3	0.0	-5.9	0.0	0.0	24.9
459	593896.13	4782620.35	0.10	0	N	80	33.5	-10.3	0.0	-5.9	0.0	0.0	29.1
459	593896.13	4782620.35	0.10	0	N	100	35.8	-10.3	0.0	-5.9	0.0	0.0	31.3
459	593896.13	4782620.35	0.10	0	N	125	37.3	-10.3	0.0	-5.8	0.0	0.0	32.8
459	593896.13	4782620.35	0.10	0	N	160	39.1	-10.3	0.0	-5.7	0.0	0.0	34.4
459	593896.13	4782620.35	0.10	0	N	200	41.1	-10.3	0.0	-5.5	0.0	0.0	36.2
459	593896.13	4782620.35	0.10	0	N	250	44.3	-10.3	0.0	-5.1	0.0	0.0	39.1
459	593896.13	4782620.35	0.10	0	N	315	44.8	-10.3	0.0	-4.7	0.0	0.0	39.1
459	593896.13	4782620.35	0.10	0	N	400	45.2	-10.3	0.0	-4.0	0.0	0.0	38.8
459	593896.13	4782620.35	0.10	0	N	500	47.6	-10.3	0.0	-3.0	0.0	0.0	40.3
459	593896.13	4782620.35	0.10	0	N	630	49.1	-10.3	0.0	-1.7	0.0	0.0	40.5
459	593896.13	4782620.35	0.10	0	N	800	48.0	-10.3	0.0	0.1	0.0	0.0	37.6
459	593896.13	4782620.35	0.10	0	N	1000	48.5	-10.3	0.0	1.9	0.0	0.0	36.3
459	593896.13	4782620.35	0.10	0	N	1250	47.5	-10.3	0.0	3.8	0.0	0.0	33.3
459	593896.13	4782620.35	0.10	0	N	1600	46.8	-10.3	0.0	5.8	0.0	0.0	30.6
459	593896.13	4782620.35	0.10	0	N	2000	46.1	-10.3	0.0	7.7	0.0	0.0	28.0
459	593896.13	4782620.35	0.10	0	N	2500	45.0	-10.3	0.0	9.1	0.0	0.0	25.6
459	593896.13	4782620.35	0.10	0	N	3150	44.4	-10.3	0.0	8.8	0.0	0.0	25.3
459	593896.13	4782620.35	0.10	0	N	4000	42.8	-10.3	0.0	6.7	0.0	0.0	25.7
459	593896.13	4782620.35	0.10	0	N	5000	40.9	-10.3	0.0	4.4	0.0	0.0	26.2
459	593896.13	4782620.35	0.10	0	N	6300	38.8	-10.3	0.0	4.4	0.0	0.0	24.1
459	593896.13	4782620.35	0.10	0	N	8000	36.1	-10.3	0.0	4.4	0.0	0.0	21.3
459	593896.13	4782620.35	0.10	0	N	10000	32.4	-10.3	0.0	4.4	0.0	0.0	17.7
460	593887.85	4782622.93	0.10	0	D	50	22.1	-12.4	0.0	-6.0	0.0	0.0	15.6
460	593887.85	4782622.93	0.10	0	D	63	29.4	-12.4	0.0	-5.9	0.0	0.0	22.9

Road, TNM, Name: "Rymal6 westbound", ID: "!02!Rymal6_WB"													
Nr.	X	Y	Z	Refl.	DEN	Freq.	Lw	Ad	Aair	Agr	Afol	RL	Lr
	(m)	(m)	(m)			(Hz)	dB(A)	(dB)	(dB)	(dB)	(dB)	(dB)	dB(A)
460	593887.85	4782622.93	0.10	0	D	80	33.6	-12.4	0.0	-5.9	0.0	0.0	27.1
460	593887.85	4782622.93	0.10	0	D	100	35.9	-12.4	0.0	-5.9	0.0	0.0	29.3
460	593887.85	4782622.93	0.10	0	D	125	37.4	-12.4	0.0	-5.8	0.0	0.0	30.8
460	593887.85	4782622.93	0.10	0	D	160	39.1	-12.4	0.0	-5.7	0.0	0.0	32.4
460	593887.85	4782622.93	0.10	0	D	200	41.2	-12.4	0.0	-5.5	0.0	0.0	34.2
460	593887.85	4782622.93	0.10	0	D	250	44.4	-12.4	0.0	-5.2	0.0	0.0	37.1
460	593887.85	4782622.93	0.10	0	D	315	44.9	-12.4	0.0	-4.7	0.0	0.0	37.2
460	593887.85	4782622.93	0.10	0	D	400	45.3	-12.4	0.0	-4.1	0.0	0.0	36.9
460	593887.85	4782622.93	0.10	0	D	500	47.7	-12.4	0.0	-3.2	0.0	0.0	38.5
460	593887.85	4782622.93	0.10	0	D	630	49.2	-12.4	0.0	-2.0	0.0	0.0	38.8
460	593887.85	4782622.93	0.10	0	D	800	48.0	-12.4	0.0	-0.4	0.0	0.0	36.0
460	593887.85	4782622.93	0.10	0	D	1000	48.6	-12.4	0.0	1.3	0.0	0.0	34.8
460	593887.85	4782622.93	0.10	0	D	1250	47.5	-12.4	0.0	3.1	0.0	0.0	32.0
460	593887.85	4782622.93	0.10	0	D	1600	46.9	-12.4	0.0	5.2	0.0	0.0	29.3
460	593887.85	4782622.93	0.10	0	D	2000	46.1	-12.4	0.0	7.0	0.0	0.0	26.7
460	593887.85	4782622.93	0.10	0	D	2500	45.1	-12.4	0.0	8.4	0.0	0.0	24.3
460	593887.85	4782622.93	0.10	0	D	3150	44.5	-12.4	0.0	8.1	0.0	0.0	24.0
460	593887.85	4782622.93	0.10	0	D	4000	42.8	-12.4	0.0	5.9	0.0	0.0	24.5
460	593887.85	4782622.93	0.10	0	D	5000	41.0	-12.4	0.0	3.6	0.0	0.0	25.0
460	593887.85	4782622.93	0.10	0	D	6300	38.9	-12.4	0.0	3.6	0.0	0.0	22.9
460	593887.85	4782622.93	0.10	0	D	8000	36.1	-12.4	0.0	3.6	0.0	0.0	20.1
460	593887.85	4782622.93	0.10	0	D	10000	32.5	-12.4	0.0	3.6	0.0	0.0	16.5
460	593887.85	4782622.93	0.10	0	N	50	22.0	-12.4	0.0	-6.0	0.0	0.0	15.6
460	593887.85	4782622.93	0.10	0	N	63	29.3	-12.4	0.0	-5.9	0.0	0.0	22.8
460	593887.85	4782622.93	0.10	0	N	80	33.5	-12.4	0.0	-5.9	0.0	0.0	27.0
460	593887.85	4782622.93	0.10	0	N	100	35.8	-12.4	0.0	-5.9	0.0	0.0	29.2
460	593887.85	4782622.93	0.10	0	N	125	37.3	-12.4	0.0	-5.8	0.0	0.0	30.7
460	593887.85	4782622.93	0.10	0	N	160	39.1	-12.4	0.0	-5.7	0.0	0.0	32.3
460	593887.85	4782622.93	0.10	0	N	200	41.1	-12.4	0.0	-5.5	0.0	0.0	34.1
460	593887.85	4782622.93	0.10	0	N	250	44.3	-12.4	0.0	-5.2	0.0	0.0	37.0
460	593887.85	4782622.93	0.10	0	N	315	44.8	-12.4	0.0	-4.7	0.0	0.0	37.1
460	593887.85	4782622.93	0.10	0	N	400	45.2	-12.4	0.0	-4.1	0.0	0.0	36.9
460	593887.85	4782622.93	0.10	0	N	500	47.6	-12.4	0.0	-3.2	0.0	0.0	38.4
460	593887.85	4782622.93	0.10	0	N	630	49.1	-12.4	0.0	-2.0	0.0	0.0	38.7
460	593887.85	4782622.93	0.10	0	N	800	48.0	-12.4	0.0	-0.4	0.0	0.0	35.9
460	593887.85	4782622.93	0.10	0	N	1000	48.5	-12.4	0.0	1.3	0.0	0.0	34.8
460	593887.85	4782622.93	0.10	0	N	1250	47.5	-12.4	0.0	3.1	0.0	0.0	31.9
460	593887.85	4782622.93	0.10	0	N	1600	46.8	-12.4	0.0	5.2	0.0	0.0	29.2
460	593887.85	4782622.93	0.10	0	N	2000	46.1	-12.4	0.0	7.0	0.0	0.0	26.6
460	593887.85	4782622.93	0.10	0	N	2500	45.0	-12.4	0.0	8.4	0.0	0.0	24.2
460	593887.85	4782622.93	0.10	0	N	3150	44.4	-12.4	0.0	8.1	0.0	0.0	23.9
460	593887.85	4782622.93	0.10	0	N	4000	42.8	-12.4	0.0	5.9	0.0	0.0	24.4
460	593887.85	4782622.93	0.10	0	N	5000	40.9	-12.4	0.0	3.6	0.0	0.0	24.9
460	593887.85	4782622.93	0.10	0	N	6300	38.8	-12.4	0.0	3.6	0.0	0.0	22.8
460	593887.85	4782622.93	0.10	0	N	8000	36.1	-12.4	0.0	3.6	0.0	0.0	20.0
460	593887.85	4782622.93	0.10	0	N	10000	32.4	-12.4	0.0	3.6	0.0	0.0	16.4
461	593882.33	4782624.65	0.10	0	D	50	22.1	-12.5	0.0	-6.0	0.0	0.0	15.6
461	593882.33	4782624.65	0.10	0	D	63	29.4	-12.5	0.0	-5.9	0.0	0.0	22.8
461	593882.33	4782624.65	0.10	0	D	80	33.6	-12.5	0.0	-5.9	0.0	0.0	27.0
461	593882.33	4782624.65	0.10	0	D	100	35.9	-12.5	0.0	-5.9	0.0	0.0	29.2
461	593882.33	4782624.65	0.10	0	D	125	37.4	-12.5	0.0	-5.8	0.0	0.0	30.7
461	593882.33	4782624.65	0.10	0	D	160	39.1	-12.5	0.0	-5.7	0.0	0.0	32.3
461	593882.33	4782624.65	0.10	0	D	200	41.2	-12.5	0.0	-5.5	0.0	0.0	34.1
461	593882.33	4782624.65	0.10	0	D	250	44.4	-12.5	0.0	-5.2	0.0	0.0	37.1
461	593882.33	4782624.65	0.10	0	D	315	44.9	-12.5	0.0	-4.7	0.0	0.0	37.1
461	593882.33	4782624.65	0.10	0	D	400	45.3	-12.5	0.0	-4.1	0.0	0.0	36.9
461	593882.33	4782624.65	0.10	0	D	500	47.7	-12.5	0.0	-3.2	0.0	0.0	38.4
461	593882.33	4782624.65	0.10	0	D	630	49.2	-12.5	0.0	-2.0	0.0	0.0	38.7
461	593882.33	4782624.65	0.10	0	D	800	48.0	-12.5	0.0	-0.4	0.0	0.0	35.9
461	593882.33	4782624.65	0.10	0	D	1000	48.6	-12.5	0.0	1.4	0.0	0.0	34.8
461	593882.33	4782624.65	0.10	0	D	1250	47.5	-12.5	0.0	3.2	0.0	0.0	31.9
461	593882.33	4782624.65	0.10	0	D	1600	46.9	-12.5	0.0	5.2	0.0	0.0	29.2
461	593882.33	4782624.65	0.10	0	D	2000	46.1	-12.5	0.0	7.1	0.0	0.0	26.6

Road, TNM, Name: "Rymal6 westbound", ID: "!02!Rymal6_WB"													
Nr.	X	Y	Z	Refl.	DEN	Freq.	Lw	Ad	Aair	Agr	Afol	RL	Lr
	(m)	(m)	(m)			(Hz)	dB(A)	(dB)	(dB)	(dB)	(dB)	(dB)	dB(A)
461	593882.33	4782624.65	0.10	0	D	2500	45.1	-12.5	0.0	8.4	0.0	0.0	24.2
461	593882.33	4782624.65	0.10	0	D	3150	44.5	-12.5	0.0	8.1	0.0	0.0	23.9
461	593882.33	4782624.65	0.10	0	D	4000	42.8	-12.5	0.0	5.9	0.0	0.0	24.4
461	593882.33	4782624.65	0.10	0	D	5000	41.0	-12.5	0.0	3.6	0.0	0.0	24.9
461	593882.33	4782624.65	0.10	0	D	6300	38.9	-12.5	0.0	3.6	0.0	0.0	22.8
461	593882.33	4782624.65	0.10	0	D	8000	36.1	-12.5	0.0	3.6	0.0	0.0	20.0
461	593882.33	4782624.65	0.10	0	D	10000	32.5	-12.5	0.0	3.6	0.0	0.0	16.4
461	593882.33	4782624.65	0.10	0	N	50	22.0	-12.5	0.0	-6.0	0.0	0.0	15.5
461	593882.33	4782624.65	0.10	0	N	63	29.3	-12.5	0.0	-5.9	0.0	0.0	22.8
461	593882.33	4782624.65	0.10	0	N	80	33.5	-12.5	0.0	-5.9	0.0	0.0	26.9
461	593882.33	4782624.65	0.10	0	N	100	35.8	-12.5	0.0	-5.9	0.0	0.0	29.2
461	593882.33	4782624.65	0.10	0	N	125	37.3	-12.5	0.0	-5.8	0.0	0.0	30.6
461	593882.33	4782624.65	0.10	0	N	160	39.1	-12.5	0.0	-5.7	0.0	0.0	32.3
461	593882.33	4782624.65	0.10	0	N	200	41.1	-12.5	0.0	-5.5	0.0	0.0	34.1
461	593882.33	4782624.65	0.10	0	N	250	44.3	-12.5	0.0	-5.2	0.0	0.0	37.0
461	593882.33	4782624.65	0.10	0	N	315	44.8	-12.5	0.0	-4.7	0.0	0.0	37.1
461	593882.33	4782624.65	0.10	0	N	400	45.2	-12.5	0.0	-4.1	0.0	0.0	36.8
461	593882.33	4782624.65	0.10	0	N	500	47.6	-12.5	0.0	-3.2	0.0	0.0	38.3
461	593882.33	4782624.65	0.10	0	N	630	49.1	-12.5	0.0	-2.0	0.0	0.0	38.6
461	593882.33	4782624.65	0.10	0	N	800	48.0	-12.5	0.0	-0.4	0.0	0.0	35.8
461	593882.33	4782624.65	0.10	0	N	1000	48.5	-12.5	0.0	1.4	0.0	0.0	34.7
461	593882.33	4782624.65	0.10	0	N	1250	47.5	-12.5	0.0	3.2	0.0	0.0	31.8
461	593882.33	4782624.65	0.10	0	N	1600	46.8	-12.5	0.0	5.2	0.0	0.0	29.1
461	593882.33	4782624.65	0.10	0	N	2000	46.1	-12.5	0.0	7.1	0.0	0.0	26.5
461	593882.33	4782624.65	0.10	0	N	2500	45.0	-12.5	0.0	8.4	0.0	0.0	24.1
461	593882.33	4782624.65	0.10	0	N	3150	44.4	-12.5	0.0	8.1	0.0	0.0	23.8
461	593882.33	4782624.65	0.10	0	N	4000	42.8	-12.5	0.0	5.9	0.0	0.0	24.3
461	593882.33	4782624.65	0.10	0	N	5000	40.9	-12.5	0.0	3.6	0.0	0.0	24.8
461	593882.33	4782624.65	0.10	0	N	6300	38.8	-12.5	0.0	3.6	0.0	0.0	22.7
461	593882.33	4782624.65	0.10	0	N	8000	36.1	-12.5	0.0	3.6	0.0	0.0	20.0
461	593882.33	4782624.65	0.10	0	N	10000	32.4	-12.5	0.0	3.6	0.0	0.0	16.3
462	593874.05	4782627.24	0.10	0	D	50	22.1	-10.5	0.0	-6.0	0.0	0.0	17.6
462	593874.05	4782627.24	0.10	0	D	63	29.4	-10.5	0.0	-5.9	0.0	0.0	24.8
462	593874.05	4782627.24	0.10	0	D	80	33.6	-10.5	0.0	-5.9	0.0	0.0	29.0
462	593874.05	4782627.24	0.10	0	D	100	35.9	-10.5	0.0	-5.9	0.0	0.0	31.2
462	593874.05	4782627.24	0.10	0	D	125	37.4	-10.5	0.0	-5.8	0.0	0.0	32.7
462	593874.05	4782627.24	0.10	0	D	160	39.1	-10.5	0.0	-5.7	0.0	0.0	34.3
462	593874.05	4782627.24	0.10	0	D	200	41.2	-10.5	0.0	-5.5	0.0	0.0	36.1
462	593874.05	4782627.24	0.10	0	D	250	44.4	-10.5	0.0	-5.1	0.0	0.0	39.0
462	593874.05	4782627.24	0.10	0	D	315	44.9	-10.5	0.0	-4.7	0.0	0.0	39.0
462	593874.05	4782627.24	0.10	0	D	400	45.3	-10.5	0.0	-4.0	0.0	0.0	38.7
462	593874.05	4782627.24	0.10	0	D	500	47.7	-10.5	0.0	-3.0	0.0	0.0	40.2
462	593874.05	4782627.24	0.10	0	D	630	49.2	-10.5	0.0	-1.7	0.0	0.0	40.3
462	593874.05	4782627.24	0.10	0	D	800	48.0	-10.5	0.0	0.1	0.0	0.0	37.4
462	593874.05	4782627.24	0.10	0	D	1000	48.6	-10.5	0.0	2.0	0.0	0.0	36.1
462	593874.05	4782627.24	0.10	0	D	1250	47.5	-10.5	0.0	3.9	0.0	0.0	33.1
462	593874.05	4782627.24	0.10	0	D	1600	46.9	-10.5	0.0	6.0	0.0	0.0	30.4
462	593874.05	4782627.24	0.10	0	D	2000	46.1	-10.5	0.0	7.8	0.0	0.0	27.8
462	593874.05	4782627.24	0.10	0	D	2500	45.1	-10.5	0.0	9.2	0.0	0.0	25.4
462	593874.05	4782627.24	0.10	0	D	3150	44.5	-10.5	0.0	8.9	0.0	0.0	25.0
462	593874.05	4782627.24	0.10	0	D	4000	42.8	-10.5	0.0	6.8	0.0	0.0	25.5
462	593874.05	4782627.24	0.10	0	D	5000	41.0	-10.5	0.0	4.5	0.0	0.0	25.9
462	593874.05	4782627.24	0.10	0	D	6300	38.9	-10.5	0.0	4.5	0.0	0.0	23.8
462	593874.05	4782627.24	0.10	0	D	8000	36.1	-10.5	0.0	4.5	0.0	0.0	21.1
462	593874.05	4782627.24	0.10	0	D	10000	32.5	-10.5	0.0	4.5	0.0	0.0	17.4
462	593874.05	4782627.24	0.10	0	N	50	22.0	-10.5	0.0	-6.0	0.0	0.0	17.5
462	593874.05	4782627.24	0.10	0	N	63	29.3	-10.5	0.0	-5.9	0.0	0.0	24.7
462	593874.05	4782627.24	0.10	0	N	80	33.5	-10.5	0.0	-5.9	0.0	0.0	28.9
462	593874.05	4782627.24	0.10	0	N	100	35.8	-10.5	0.0	-5.9	0.0	0.0	31.2
462	593874.05	4782627.24	0.10	0	N	125	37.3	-10.5	0.0	-5.8	0.0	0.0	32.6
462	593874.05	4782627.24	0.10	0	N	160	39.1	-10.5	0.0	-5.7	0.0	0.0	34.2
462	593874.05	4782627.24	0.10	0	N	200	41.1	-10.5	0.0	-5.5	0.0	0.0	36.0
462	593874.05	4782627.24	0.10	0	N	250	44.3	-10.5	0.0	-5.1	0.0	0.0	38.9

Road, TNM, Name: "Rymal6 westbound", ID: "!02!Rymal6_WB"													
Nr.	X	Y	Z	Refl.	DEN	Freq.	Lw	Ad	Aair	Agr	Afol	RL	Lr
	(m)	(m)	(m)			(Hz)	dB(A)	(dB)	(dB)	(dB)	(dB)	(dB)	dB(A)
462	593874.05	4782627.24	0.10	0	N	315	44.8	-10.5	0.0	-4.7	0.0	0.0	39.0
462	593874.05	4782627.24	0.10	0	N	400	45.2	-10.5	0.0	-4.0	0.0	0.0	38.7
462	593874.05	4782627.24	0.10	0	N	500	47.6	-10.5	0.0	-3.0	0.0	0.0	40.1
462	593874.05	4782627.24	0.10	0	N	630	49.1	-10.5	0.0	-1.7	0.0	0.0	40.3
462	593874.05	4782627.24	0.10	0	N	800	48.0	-10.5	0.0	0.1	0.0	0.0	37.3
462	593874.05	4782627.24	0.10	0	N	1000	48.5	-10.5	0.0	2.0	0.0	0.0	36.0
462	593874.05	4782627.24	0.10	0	N	1250	47.5	-10.5	0.0	3.9	0.0	0.0	33.0
462	593874.05	4782627.24	0.10	0	N	1600	46.8	-10.5	0.0	6.0	0.0	0.0	30.3
462	593874.05	4782627.24	0.10	0	N	2000	46.1	-10.5	0.0	7.8	0.0	0.0	27.8
462	593874.05	4782627.24	0.10	0	N	2500	45.0	-10.5	0.0	9.2	0.0	0.0	25.3
462	593874.05	4782627.24	0.10	0	N	3150	44.4	-10.5	0.0	8.9	0.0	0.0	25.0
462	593874.05	4782627.24	0.10	0	N	4000	42.8	-10.5	0.0	6.8	0.0	0.0	25.4
462	593874.05	4782627.24	0.10	0	N	5000	40.9	-10.5	0.0	4.5	0.0	0.0	25.9
462	593874.05	4782627.24	0.10	0	N	6300	38.8	-10.5	0.0	4.5	0.0	0.0	23.8
462	593874.05	4782627.24	0.10	0	N	8000	36.1	-10.5	0.0	4.5	0.0	0.0	21.0
462	593874.05	4782627.24	0.10	0	N	10000	32.4	-10.5	0.0	4.5	0.0	0.0	17.4
463	593863.02	4782630.68	0.10	0	D	50	22.1	-12.6	0.0	-6.0	0.0	0.0	15.4
463	593863.02	4782630.68	0.10	0	D	63	29.4	-12.6	0.0	-5.9	0.0	0.0	22.7
463	593863.02	4782630.68	0.10	0	D	80	33.6	-12.6	0.0	-5.9	0.0	0.0	26.8
463	593863.02	4782630.68	0.10	0	D	100	35.9	-12.6	0.0	-5.9	0.0	0.0	29.1
463	593863.02	4782630.68	0.10	0	D	125	37.4	-12.6	0.0	-5.8	0.0	0.0	30.5
463	593863.02	4782630.68	0.10	0	D	160	39.1	-12.6	0.0	-5.6	0.0	0.0	32.1
463	593863.02	4782630.68	0.10	0	D	200	41.2	-12.6	0.0	-5.4	0.0	0.0	33.9
463	593863.02	4782630.68	0.10	0	D	250	44.4	-12.6	0.0	-5.0	0.0	0.0	36.8
463	593863.02	4782630.68	0.10	0	D	315	44.9	-12.6	0.0	-4.5	0.0	0.0	36.7
463	593863.02	4782630.68	0.10	0	D	400	45.3	-12.6	0.0	-3.7	0.0	0.0	36.3
463	593863.02	4782630.68	0.10	0	D	500	47.7	-12.6	0.0	-2.5	0.0	0.0	37.5
463	593863.02	4782630.68	0.10	0	D	630	49.2	-12.6	0.0	-0.8	0.0	0.0	37.4
463	593863.02	4782630.68	0.10	0	D	800	48.0	-12.6	0.0	1.4	0.0	0.0	34.0
463	593863.02	4782630.68	0.10	0	D	1000	48.6	-12.6	0.0	3.6	0.0	0.0	32.3
463	593863.02	4782630.68	0.10	0	D	1250	47.5	-12.6	0.0	5.7	0.0	0.0	29.2
463	593863.02	4782630.68	0.10	0	D	1600	46.9	-12.6	0.0	7.7	0.0	0.0	26.5
463	593863.02	4782630.68	0.10	0	D	2000	46.1	-12.6	0.0	9.6	0.0	0.0	23.9
463	593863.02	4782630.68	0.10	0	D	2500	45.1	-12.6	0.0	10.9	0.0	0.0	21.5
463	593863.02	4782630.68	0.10	0	D	3150	44.5	-12.6	0.0	10.7	0.0	0.0	21.1
463	593863.02	4782630.68	0.10	0	D	4000	42.8	-12.6	0.0	8.8	0.0	0.0	21.4
463	593863.02	4782630.68	0.10	0	D	5000	41.0	-12.6	0.0	6.7	0.0	0.0	21.7
463	593863.02	4782630.68	0.10	0	D	6300	38.9	-12.6	0.0	6.7	0.0	0.0	19.6
463	593863.02	4782630.68	0.10	0	D	8000	36.1	-12.6	0.0	6.7	0.0	0.0	16.8
463	593863.02	4782630.68	0.10	0	D	10000	32.5	-12.6	0.0	6.7	0.0	0.0	13.2
463	593863.02	4782630.68	0.10	0	N	50	22.0	-12.6	0.0	-6.0	0.0	0.0	15.4
463	593863.02	4782630.68	0.10	0	N	63	29.3	-12.6	0.0	-5.9	0.0	0.0	22.6
463	593863.02	4782630.68	0.10	0	N	80	33.5	-12.6	0.0	-5.9	0.0	0.0	26.8
463	593863.02	4782630.68	0.10	0	N	100	35.8	-12.6	0.0	-5.9	0.0	0.0	29.0
463	593863.02	4782630.68	0.10	0	N	125	37.3	-12.6	0.0	-5.8	0.0	0.0	30.5
463	593863.02	4782630.68	0.10	0	N	160	39.1	-12.6	0.0	-5.6	0.0	0.0	32.1
463	593863.02	4782630.68	0.10	0	N	200	41.1	-12.6	0.0	-5.4	0.0	0.0	33.9
463	593863.02	4782630.68	0.10	0	N	250	44.3	-12.6	0.0	-5.0	0.0	0.0	36.7
463	593863.02	4782630.68	0.10	0	N	315	44.8	-12.6	0.0	-4.5	0.0	0.0	36.7
463	593863.02	4782630.68	0.10	0	N	400	45.2	-12.6	0.0	-3.7	0.0	0.0	36.2
463	593863.02	4782630.68	0.10	0	N	500	47.6	-12.6	0.0	-2.5	0.0	0.0	37.5
463	593863.02	4782630.68	0.10	0	N	630	49.1	-12.6	0.0	-0.8	0.0	0.0	37.3
463	593863.02	4782630.68	0.10	0	N	800	48.0	-12.6	0.0	1.4	0.0	0.0	33.9
463	593863.02	4782630.68	0.10	0	N	1000	48.5	-12.6	0.0	3.6	0.0	0.0	32.3
463	593863.02	4782630.68	0.10	0	N	1250	47.5	-12.6	0.0	5.7	0.0	0.0	29.2
463	593863.02	4782630.68	0.10	0	N	1600	46.8	-12.6	0.0	7.7	0.0	0.0	26.5
463	593863.02	4782630.68	0.10	0	N	2000	46.1	-12.6	0.0	9.6	0.0	0.0	23.9
463	593863.02	4782630.68	0.10	0	N	2500	45.0	-12.6	0.0	10.9	0.0	0.0	21.4
463	593863.02	4782630.68	0.10	0	N	3150	44.4	-12.6	0.0	10.7	0.0	0.0	21.0
463	593863.02	4782630.68	0.10	0	N	4000	42.8	-12.6	0.0	8.8	0.0	0.0	21.3
463	593863.02	4782630.68	0.10	0	N	5000	40.9	-12.6	0.0	6.7	0.0	0.0	21.6
463	593863.02	4782630.68	0.10	0	N	6300	38.8	-12.6	0.0	6.7	0.0	0.0	19.5
463	593863.02	4782630.68	0.10	0	N	8000	36.1	-12.6	0.0	6.7	0.0	0.0	16.8

Road, TNM, Name: "Rymal6 westbound", ID: "!02!Rymal6_WB"													
Nr.	X	Y	Z	Refl.	DEN	Freq.	Lw	Ad	Aair	Agr	Afol	RL	Lr
	(m)	(m)	(m)			(Hz)	dB(A)	(dB)	(dB)	(dB)	(dB)	(dB)	dB(A)
463	593863.02	4782630.68	0.10	0	N	10000	32.4	-12.6	0.0	6.7	0.0	0.0	13.1
464	593851.98	4782634.13	0.10	0	D	50	22.1	-14.8	0.0	-6.0	0.0	0.0	13.3
464	593851.98	4782634.13	0.10	0	D	63	29.4	-14.8	0.0	-5.9	0.0	0.0	20.5
464	593851.98	4782634.13	0.10	0	D	80	33.6	-14.8	0.0	-5.9	0.0	0.0	24.7
464	593851.98	4782634.13	0.10	0	D	100	35.9	-14.8	0.0	-5.8	0.0	0.0	26.9
464	593851.98	4782634.13	0.10	0	D	125	37.4	-14.8	0.0	-5.8	0.0	0.0	28.3
464	593851.98	4782634.13	0.10	0	D	160	39.1	-14.8	0.0	-5.6	0.0	0.0	29.9
464	593851.98	4782634.13	0.10	0	D	200	41.2	-14.8	0.0	-5.4	0.0	0.0	31.7
464	593851.98	4782634.13	0.10	0	D	250	44.4	-14.8	0.0	-4.9	0.0	0.0	34.5
464	593851.98	4782634.13	0.10	0	D	315	44.9	-14.8	0.0	-4.3	0.0	0.0	34.4
464	593851.98	4782634.13	0.10	0	D	400	45.3	-14.8	0.0	-3.3	0.0	0.0	33.8
464	593851.98	4782634.13	0.10	0	D	500	47.7	-14.8	0.0	-1.9	0.0	0.0	34.7
464	593851.98	4782634.13	0.10	0	D	630	49.2	-14.8	0.0	0.2	0.0	0.0	34.1
464	593851.98	4782634.13	0.10	0	D	800	48.0	-14.8	0.0	3.0	0.0	0.0	30.2
464	593851.98	4782634.13	0.10	0	D	1000	48.6	-14.8	0.0	5.5	0.0	0.0	28.2
464	593851.98	4782634.13	0.10	0	D	1250	47.5	-14.8	0.0	7.6	0.0	0.0	25.1
464	593851.98	4782634.13	0.10	0	D	1600	46.9	-14.8	0.0	9.6	0.0	0.0	22.5
464	593851.98	4782634.13	0.10	0	D	2000	46.1	-14.8	0.0	11.4	0.0	0.0	19.9
464	593851.98	4782634.13	0.10	0	D	2500	45.1	-14.8	0.0	12.9	0.0	0.0	17.4
464	593851.98	4782634.13	0.10	0	D	3150	44.5	-14.8	0.0	12.7	0.0	0.0	16.9
464	593851.98	4782634.13	0.10	0	D	4000	42.8	-14.8	0.0	11.0	0.0	0.0	17.0
464	593851.98	4782634.13	0.10	0	D	5000	41.0	-14.8	0.0	9.0	0.0	0.0	17.2
464	593851.98	4782634.13	0.10	0	D	6300	38.9	-14.8	0.0	9.0	0.0	0.0	15.1
464	593851.98	4782634.13	0.10	0	D	8000	36.1	-14.8	0.0	9.0	0.0	0.0	12.3
464	593851.98	4782634.13	0.10	0	D	10000	32.5	-14.8	0.0	9.0	0.0	0.0	8.7
464	593851.98	4782634.13	0.10	0	N	50	22.0	-14.8	0.0	-6.0	0.0	0.0	13.2
464	593851.98	4782634.13	0.10	0	N	63	29.3	-14.8	0.0	-5.9	0.0	0.0	20.4
464	593851.98	4782634.13	0.10	0	N	80	33.5	-14.8	0.0	-5.9	0.0	0.0	24.6
464	593851.98	4782634.13	0.10	0	N	100	35.8	-14.8	0.0	-5.8	0.0	0.0	26.8
464	593851.98	4782634.13	0.10	0	N	125	37.3	-14.8	0.0	-5.8	0.0	0.0	28.3
464	593851.98	4782634.13	0.10	0	N	160	39.1	-14.8	0.0	-5.6	0.0	0.0	29.9
464	593851.98	4782634.13	0.10	0	N	200	41.1	-14.8	0.0	-5.4	0.0	0.0	31.6
464	593851.98	4782634.13	0.10	0	N	250	44.3	-14.8	0.0	-4.9	0.0	0.0	34.4
464	593851.98	4782634.13	0.10	0	N	315	44.8	-14.8	0.0	-4.3	0.0	0.0	34.3
464	593851.98	4782634.13	0.10	0	N	400	45.2	-14.8	0.0	-3.3	0.0	0.0	33.7
464	593851.98	4782634.13	0.10	0	N	500	47.6	-14.8	0.0	-1.9	0.0	0.0	34.7
464	593851.98	4782634.13	0.10	0	N	630	49.1	-14.8	0.0	0.2	0.0	0.0	34.1
464	593851.98	4782634.13	0.10	0	N	800	48.0	-14.8	0.0	3.0	0.0	0.0	30.2
464	593851.98	4782634.13	0.10	0	N	1000	48.5	-14.8	0.0	5.5	0.0	0.0	28.2
464	593851.98	4782634.13	0.10	0	N	1250	47.5	-14.8	0.0	7.6	0.0	0.0	25.1
464	593851.98	4782634.13	0.10	0	N	1600	46.8	-14.8	0.0	9.6	0.0	0.0	22.4
464	593851.98	4782634.13	0.10	0	N	2000	46.1	-14.8	0.0	11.4	0.0	0.0	19.8
464	593851.98	4782634.13	0.10	0	N	2500	45.0	-14.8	0.0	12.9	0.0	0.0	17.3
464	593851.98	4782634.13	0.10	0	N	3150	44.4	-14.8	0.0	12.7	0.0	0.0	16.8
464	593851.98	4782634.13	0.10	0	N	4000	42.8	-14.8	0.0	11.0	0.0	0.0	17.0
464	593851.98	4782634.13	0.10	0	N	5000	40.9	-14.8	0.0	9.0	0.0	0.0	17.1
464	593851.98	4782634.13	0.10	0	N	6300	38.8	-14.8	0.0	9.0	0.0	0.0	15.0
464	593851.98	4782634.13	0.10	0	N	8000	36.1	-14.8	0.0	9.0	0.0	0.0	12.3
464	593851.98	4782634.13	0.10	0	N	10000	32.4	-14.8	0.0	9.0	0.0	0.0	8.6
465	593835.43	4782639.30	0.10	0	D	50	22.1	-14.5	0.0	-6.0	0.0	0.0	13.6
465	593835.43	4782639.30	0.10	0	D	63	29.4	-14.5	0.0	-5.9	0.0	0.0	20.8
465	593835.43	4782639.30	0.10	0	D	80	33.6	-14.5	0.0	-5.9	0.0	0.0	25.0
465	593835.43	4782639.30	0.10	0	D	100	35.9	-14.5	0.0	-5.8	0.0	0.0	27.2
465	593835.43	4782639.30	0.10	0	D	125	37.4	-14.5	0.0	-5.7	0.0	0.0	28.7
465	593835.43	4782639.30	0.10	0	D	160	39.1	-14.5	0.0	-5.5	0.0	0.0	30.2
465	593835.43	4782639.30	0.10	0	D	200	41.2	-14.5	0.0	-5.3	0.0	0.0	32.0
465	593835.43	4782639.30	0.10	0	D	250	44.4	-14.5	0.0	-4.8	0.0	0.0	34.7
465	593835.43	4782639.30	0.10	0	D	315	44.9	-14.5	0.0	-4.0	0.0	0.0	34.4
465	593835.43	4782639.30	0.10	0	D	400	45.3	-14.5	0.0	-2.7	0.0	0.0	33.6
465	593835.43	4782639.30	0.10	0	D	500	47.7	-14.5	0.0	-0.9	0.0	0.0	34.1
465	593835.43	4782639.30	0.10	0	D	630	49.2	-14.5	0.0	1.9	0.0	0.0	32.8
465	593835.43	4782639.30	0.10	0	D	800	48.0	-14.5	0.0	5.4	0.0	0.0	28.1
465	593835.43	4782639.30	0.10	0	D	1000	48.6	-14.5	0.0	8.3	0.0	0.0	25.8

Road, TNM, Name: "Rymal6 westbound", ID: "!02!Rymal6_WB"													
Nr.	X	Y	Z	Refl.	DEN	Freq.	Lw	Ad	Aair	Agr	Afol	RL	Lr
	(m)	(m)	(m)			(Hz)	dB(A)	(dB)	(dB)	(dB)	(dB)	(dB)	dB(A)
465	593835.43	4782639.30	0.10	0	D	1250	47.5	-14.5	0.0	10.2	0.0	0.0	22.9
465	593835.43	4782639.30	0.10	0	D	1600	46.9	-14.5	0.0	12.1	0.0	0.0	20.3
465	593835.43	4782639.30	0.10	0	D	2000	46.1	-14.5	0.0	14.0	0.0	0.0	17.7
465	593835.43	4782639.30	0.10	0	D	2500	45.1	-14.5	0.0	15.5	0.0	0.0	15.1
465	593835.43	4782639.30	0.10	0	D	3150	44.5	-14.5	0.0	15.5	0.0	0.0	14.5
465	593835.43	4782639.30	0.10	0	D	4000	42.8	-14.5	0.0	13.9	0.0	0.0	14.4
465	593835.43	4782639.30	0.10	0	D	5000	41.0	-14.5	0.0	12.2	0.0	0.0	14.3
465	593835.43	4782639.30	0.10	0	D	6300	38.9	-14.5	0.0	12.2	0.0	0.0	12.2
465	593835.43	4782639.30	0.10	0	D	8000	36.1	-14.5	0.0	12.2	0.0	0.0	9.4
465	593835.43	4782639.30	0.10	0	D	10000	32.5	-14.5	0.0	12.2	0.0	0.0	5.8
465	593835.43	4782639.30	0.10	0	N	50	22.0	-14.5	0.0	-6.0	0.0	0.0	13.6
465	593835.43	4782639.30	0.10	0	N	63	29.3	-14.5	0.0	-5.9	0.0	0.0	20.8
465	593835.43	4782639.30	0.10	0	N	80	33.5	-14.5	0.0	-5.9	0.0	0.0	24.9
465	593835.43	4782639.30	0.10	0	N	100	35.8	-14.5	0.0	-5.8	0.0	0.0	27.2
465	593835.43	4782639.30	0.10	0	N	125	37.3	-14.5	0.0	-5.7	0.0	0.0	28.6
465	593835.43	4782639.30	0.10	0	N	160	39.1	-14.5	0.0	-5.5	0.0	0.0	30.2
465	593835.43	4782639.30	0.10	0	N	200	41.1	-14.5	0.0	-5.3	0.0	0.0	31.9
465	593835.43	4782639.30	0.10	0	N	250	44.3	-14.5	0.0	-4.8	0.0	0.0	34.6
465	593835.43	4782639.30	0.10	0	N	315	44.8	-14.5	0.0	-4.0	0.0	0.0	34.4
465	593835.43	4782639.30	0.10	0	N	400	45.2	-14.5	0.0	-2.7	0.0	0.0	33.5
465	593835.43	4782639.30	0.10	0	N	500	47.6	-14.5	0.0	-0.9	0.0	0.0	34.0
465	593835.43	4782639.30	0.10	0	N	630	49.1	-14.5	0.0	1.9	0.0	0.0	32.8
465	593835.43	4782639.30	0.10	0	N	800	48.0	-14.5	0.0	5.4	0.0	0.0	28.0
465	593835.43	4782639.30	0.10	0	N	1000	48.5	-14.5	0.0	8.3	0.0	0.0	25.8
465	593835.43	4782639.30	0.10	0	N	1250	47.5	-14.5	0.0	10.2	0.0	0.0	22.8
465	593835.43	4782639.30	0.10	0	N	1600	46.8	-14.5	0.0	12.1	0.0	0.0	20.2
465	593835.43	4782639.30	0.10	0	N	2000	46.1	-14.5	0.0	14.0	0.0	0.0	17.6
465	593835.43	4782639.30	0.10	0	N	2500	45.0	-14.5	0.0	15.5	0.0	0.0	15.1
465	593835.43	4782639.30	0.10	0	N	3150	44.4	-14.5	0.0	15.5	0.0	0.0	14.4
465	593835.43	4782639.30	0.10	0	N	4000	42.8	-14.5	0.0	13.9	0.0	0.0	14.4
465	593835.43	4782639.30	0.10	0	N	5000	40.9	-14.5	0.0	12.2	0.0	0.0	14.3
465	593835.43	4782639.30	0.10	0	N	6300	38.8	-14.5	0.0	12.2	0.0	0.0	12.1
465	593835.43	4782639.30	0.10	0	N	8000	36.1	-14.5	0.0	12.2	0.0	0.0	9.4
465	593835.43	4782639.30	0.10	0	N	10000	32.4	-14.5	0.0	12.2	0.0	0.0	5.8
466	593808.31	4782647.76	0.10	0	D	50	22.1	-16.2	0.0	-6.0	0.0	0.0	11.9
466	593808.31	4782647.76	0.10	0	D	63	29.4	-16.2	0.0	-5.9	0.0	0.0	19.1
466	593808.31	4782647.76	0.10	0	D	80	33.6	-16.2	0.0	-5.9	0.0	0.0	23.3
466	593808.31	4782647.76	0.10	0	D	100	35.9	-16.2	0.0	-5.8	0.0	0.0	25.5
466	593808.31	4782647.76	0.10	0	D	125	37.4	-16.2	0.0	-5.7	0.0	0.0	26.9
466	593808.31	4782647.76	0.10	0	D	160	39.1	-16.2	0.0	-5.5	0.0	0.0	28.4
466	593808.31	4782647.76	0.10	0	D	200	41.2	-16.2	0.0	-5.1	0.0	0.0	30.1
466	593808.31	4782647.76	0.10	0	D	250	44.4	-16.2	0.0	-4.5	0.0	0.0	32.7
466	593808.31	4782647.76	0.10	0	D	315	44.9	-16.2	0.0	-3.5	0.0	0.0	32.2
466	593808.31	4782647.76	0.10	0	D	400	45.3	-16.2	0.0	-1.8	0.0	0.0	30.9
466	593808.31	4782647.76	0.10	0	D	500	47.7	-16.2	0.0	0.7	0.0	0.0	30.8
466	593808.31	4782647.76	0.10	0	D	630	49.2	-16.2	0.0	4.6	0.0	0.0	28.4
466	593808.31	4782647.76	0.10	0	D	800	48.0	-16.2	0.0	9.3	0.0	0.0	22.6
466	593808.31	4782647.76	0.10	0	D	1000	48.6	-16.2	0.0	11.9	0.0	0.0	20.5
466	593808.31	4782647.76	0.10	0	D	1250	47.5	-16.2	0.0	13.5	0.0	0.0	17.8
466	593808.31	4782647.76	0.10	0	D	1600	46.9	-16.2	0.0	15.4	0.0	0.0	15.3
466	593808.31	4782647.76	0.10	0	D	2000	46.1	-16.2	0.0	17.3	0.0	0.0	12.6
466	593808.31	4782647.76	0.10	0	D	2500	45.1	-16.2	0.0	18.9	0.0	0.0	10.0
466	593808.31	4782647.76	0.10	0	D	3150	44.5	-16.2	0.0	19.1	0.0	0.0	9.1
466	593808.31	4782647.76	0.10	0	D	4000	42.8	-16.2	0.0	17.9	0.0	0.0	8.7
466	593808.31	4782647.76	0.10	0	D	5000	41.0	-16.2	0.0	16.7	0.0	0.0	8.1
466	593808.31	4782647.76	0.10	0	D	6300	38.9	-16.2	0.0	16.7	0.0	0.0	6.0
466	593808.31	4782647.76	0.10	0	D	8000	36.1	-16.2	0.0	16.7	0.0	0.0	3.3
466	593808.31	4782647.76	0.10	0	N	50	22.0	-16.2	0.0	-6.0	0.0	0.0	11.9
466	593808.31	4782647.76	0.10	0	N	63	29.3	-16.2	0.0	-5.9	0.0	0.0	19.1
466	593808.31	4782647.76	0.10	0	N	80	33.5	-16.2	0.0	-5.9	0.0	0.0	23.2
466	593808.31	4782647.76	0.10	0	N	100	35.8	-16.2	0.0	-5.8	0.0	0.0	25.4
466	593808.31	4782647.76	0.10	0	N	125	37.3	-16.2	0.0	-5.7	0.0	0.0	26.8
466	593808.31	4782647.76	0.10	0	N	160	39.1	-16.2	0.0	-5.5	0.0	0.0	28.4

Road, TNM, Name: "Rymal6 westbound", ID: "!02!Rymal6_WB"													
Nr.	X	Y	Z	Refl.	DEN	Freq.	Lw	Ad	Aair	Agr	Afol	RL	Lr
	(m)	(m)	(m)			(Hz)	dB(A)	(dB)	(dB)	(dB)	(dB)	(dB)	dB(A)
466	593808.31	4782647.76	0.10	0	N	200	41.1	-16.2	0.0	-5.1	0.0	0.0	30.0
466	593808.31	4782647.76	0.10	0	N	250	44.3	-16.2	0.0	-4.5	0.0	0.0	32.7
466	593808.31	4782647.76	0.10	0	N	315	44.8	-16.2	0.0	-3.5	0.0	0.0	32.2
466	593808.31	4782647.76	0.10	0	N	400	45.2	-16.2	0.0	-1.8	0.0	0.0	30.9
466	593808.31	4782647.76	0.10	0	N	500	47.6	-16.2	0.0	0.7	0.0	0.0	30.7
466	593808.31	4782647.76	0.10	0	N	630	49.1	-16.2	0.0	4.6	0.0	0.0	28.3
466	593808.31	4782647.76	0.10	0	N	800	48.0	-16.2	0.0	9.3	0.0	0.0	22.5
466	593808.31	4782647.76	0.10	0	N	1000	48.5	-16.2	0.0	11.9	0.0	0.0	20.4
466	593808.31	4782647.76	0.10	0	N	1250	47.5	-16.2	0.0	13.5	0.0	0.0	17.7
466	593808.31	4782647.76	0.10	0	N	1600	46.8	-16.2	0.0	15.4	0.0	0.0	15.2
466	593808.31	4782647.76	0.10	0	N	2000	46.1	-16.2	0.0	17.3	0.0	0.0	12.6
466	593808.31	4782647.76	0.10	0	N	2500	45.0	-16.2	0.0	18.9	0.0	0.0	9.9
466	593808.31	4782647.76	0.10	0	N	3150	44.4	-16.2	0.0	19.1	0.0	0.0	9.1
466	593808.31	4782647.76	0.10	0	N	4000	42.8	-16.2	0.0	17.9	0.0	0.0	8.7
466	593808.31	4782647.76	0.10	0	N	5000	40.9	-16.2	0.0	16.7	0.0	0.0	8.1
466	593808.31	4782647.76	0.10	0	N	6300	38.8	-16.2	0.0	16.7	0.0	0.0	5.9
466	593808.31	4782647.76	0.10	0	N	8000	36.1	-16.2	0.0	16.7	0.0	0.0	3.2
467	593776.14	4782657.81	0.10	0	D	50	22.1	-19.1	0.0	-6.0	0.0	0.0	9.0
467	593776.14	4782657.81	0.10	0	D	63	29.4	-19.1	0.0	-5.9	0.0	0.0	16.2
467	593776.14	4782657.81	0.10	0	D	80	33.6	-19.1	0.0	-5.9	0.0	0.0	20.3
467	593776.14	4782657.81	0.10	0	D	100	35.9	-19.1	0.0	-5.8	0.0	0.0	22.5
467	593776.14	4782657.81	0.10	0	D	125	37.4	-19.1	0.0	-5.6	0.0	0.0	23.9
467	593776.14	4782657.81	0.10	0	D	160	39.1	-19.1	0.0	-5.4	0.0	0.0	25.4
467	593776.14	4782657.81	0.10	0	D	200	41.2	-19.1	0.0	-5.0	0.0	0.0	27.0
467	593776.14	4782657.81	0.10	0	D	250	44.4	-19.1	0.0	-4.2	0.0	0.0	29.5
467	593776.14	4782657.81	0.10	0	D	315	44.9	-19.1	0.0	-3.0	0.0	0.0	28.7
467	593776.14	4782657.81	0.10	0	D	400	45.3	-19.1	0.0	-0.8	0.0	0.0	26.9
467	593776.14	4782657.81	0.10	0	D	500	47.7	-19.1	0.0	2.6	0.0	0.0	25.9
467	593776.14	4782657.81	0.10	0	D	630	49.2	-19.1	0.0	7.8	0.0	0.0	22.3
467	593776.14	4782657.81	0.10	0	D	800	48.0	-19.1	0.0	13.0	0.0	0.0	15.9
467	593776.14	4782657.81	0.10	0	D	1000	48.6	-19.1	0.0	15.0	0.0	0.0	14.4
467	593776.14	4782657.81	0.10	0	D	1250	47.5	-19.1	0.0	16.5	0.0	0.0	11.9
467	593776.14	4782657.81	0.10	0	D	1600	46.9	-19.1	0.0	18.4	0.0	0.0	9.4
467	593776.14	4782657.81	0.10	0	D	2000	46.1	-19.1	0.0	20.4	0.0	0.0	6.6
467	593776.14	4782657.81	0.10	0	D	2500	45.1	-19.1	0.0	22.1	0.0	0.0	3.9
467	593776.14	4782657.81	0.10	0	D	3150	44.5	-19.1	0.0	22.5	0.0	0.0	2.8
467	593776.14	4782657.81	0.10	0	D	4000	42.8	-19.1	0.0	21.7	0.0	0.0	2.0
467	593776.14	4782657.81	0.10	0	D	5000	41.0	-19.1	0.0	21.0	0.0	0.0	0.8
467	593776.14	4782657.81	0.10	0	N	50	22.0	-19.1	0.0	-6.0	0.0	0.0	8.9
467	593776.14	4782657.81	0.10	0	N	63	29.3	-19.1	0.0	-5.9	0.0	0.0	16.1
467	593776.14	4782657.81	0.10	0	N	80	33.5	-19.1	0.0	-5.9	0.0	0.0	20.3
467	593776.14	4782657.81	0.10	0	N	100	35.8	-19.1	0.0	-5.8	0.0	0.0	22.5
467	593776.14	4782657.81	0.10	0	N	125	37.3	-19.1	0.0	-5.6	0.0	0.0	23.9
467	593776.14	4782657.81	0.10	0	N	160	39.1	-19.1	0.0	-5.4	0.0	0.0	25.3
467	593776.14	4782657.81	0.10	0	N	200	41.1	-19.1	0.0	-5.0	0.0	0.0	26.9
467	593776.14	4782657.81	0.10	0	N	250	44.3	-19.1	0.0	-4.2	0.0	0.0	29.4
467	593776.14	4782657.81	0.10	0	N	315	44.8	-19.1	0.0	-3.0	0.0	0.0	28.7
467	593776.14	4782657.81	0.10	0	N	400	45.2	-19.1	0.0	-0.8	0.0	0.0	26.9
467	593776.14	4782657.81	0.10	0	N	500	47.6	-19.1	0.0	2.6	0.0	0.0	25.9
467	593776.14	4782657.81	0.10	0	N	630	49.1	-19.1	0.0	7.8	0.0	0.0	22.2
467	593776.14	4782657.81	0.10	0	N	800	48.0	-19.1	0.0	13.0	0.0	0.0	15.8
467	593776.14	4782657.81	0.10	0	N	1000	48.5	-19.1	0.0	15.0	0.0	0.0	14.4
467	593776.14	4782657.81	0.10	0	N	1250	47.5	-19.1	0.0	16.5	0.0	0.0	11.9
467	593776.14	4782657.81	0.10	0	N	1600	46.8	-19.1	0.0	18.4	0.0	0.0	9.3
467	593776.14	4782657.81	0.10	0	N	2000	46.1	-19.1	0.0	20.4	0.0	0.0	6.6
467	593776.14	4782657.81	0.10	0	N	2500	45.0	-19.1	0.0	22.1	0.0	0.0	3.8
467	593776.14	4782657.81	0.10	0	N	3150	44.4	-19.1	0.0	22.5	0.0	0.0	2.7
467	593776.14	4782657.81	0.10	0	N	4000	42.8	-19.1	0.0	21.7	0.0	0.0	1.9
467	593776.14	4782657.81	0.10	0	N	5000	40.9	-19.1	0.0	21.0	0.0	0.0	0.8
468	593727.90	4782672.87	0.10	0	D	50	22.1	-19.1	0.0	-6.0	0.0	0.0	9.0
468	593727.90	4782672.87	0.10	0	D	63	29.4	-19.1	0.0	-5.9	0.0	0.0	16.2
468	593727.90	4782672.87	0.10	0	D	80	33.6	-19.1	0.0	-5.8	0.0	0.0	20.3
468	593727.90	4782672.87	0.10	0	D	100	35.9	-19.1	0.0	-5.7	0.0	0.0	22.5

Road, TNM, Name: "Rymal6 westbound", ID: "!02!Rymal6_WB"													
Nr.	X	Y	Z	Refl.	DEN	Freq.	Lw	Ad	Aair	Agr	Afol	RL	Lr
	(m)	(m)	(m)			(Hz)	dB(A)	(dB)	(dB)	(dB)	(dB)	(dB)	dB(A)
468	593727.90	4782672.87	0.10	0	D	125	37.4	-19.1	0.0	-5.6	0.0	0.0	23.8
468	593727.90	4782672.87	0.10	0	D	160	39.1	-19.1	0.0	-5.2	0.0	0.0	25.3
468	593727.90	4782672.87	0.10	0	D	200	41.2	-19.1	0.0	-4.7	0.0	0.0	26.8
468	593727.90	4782672.87	0.10	0	D	250	44.4	-19.1	0.0	-3.8	0.0	0.0	29.1
468	593727.90	4782672.87	0.10	0	D	315	44.9	-19.1	0.0	-2.1	0.0	0.0	27.9
468	593727.90	4782672.87	0.10	0	D	400	45.3	-19.1	0.0	0.8	0.0	0.0	25.3
468	593727.90	4782672.87	0.10	0	D	500	47.7	-19.1	0.0	5.4	0.0	0.0	23.1
468	593727.90	4782672.87	0.10	0	D	630	49.2	-19.1	0.0	12.1	0.0	0.0	17.9
468	593727.90	4782672.87	0.10	0	D	800	48.0	-19.1	0.0	16.9	0.0	0.0	12.0
468	593727.90	4782672.87	0.10	0	D	1000	48.6	-19.1	0.0	18.4	0.0	0.0	11.1
468	593727.90	4782672.87	0.10	0	D	1250	47.5	-19.1	0.0	19.8	0.0	0.0	8.7
468	593727.90	4782672.87	0.10	0	D	1600	46.9	-19.1	0.0	21.7	0.0	0.0	6.0
468	593727.90	4782672.87	0.10	0	D	2000	46.1	-19.1	0.0	23.8	0.0	0.0	3.2
468	593727.90	4782672.87	0.10	0	D	2500	45.1	-19.1	0.0	25.8	0.0	0.0	0.2
468	593727.90	4782672.87	0.10	0	N	50	22.0	-19.1	0.0	-6.0	0.0	0.0	8.9
468	593727.90	4782672.87	0.10	0	N	63	29.3	-19.1	0.0	-5.9	0.0	0.0	16.1
468	593727.90	4782672.87	0.10	0	N	80	33.5	-19.1	0.0	-5.8	0.0	0.0	20.2
468	593727.90	4782672.87	0.10	0	N	100	35.8	-19.1	0.0	-5.7	0.0	0.0	22.4
468	593727.90	4782672.87	0.10	0	N	125	37.3	-19.1	0.0	-5.6	0.0	0.0	23.8
468	593727.90	4782672.87	0.10	0	N	160	39.1	-19.1	0.0	-5.2	0.0	0.0	25.2
468	593727.90	4782672.87	0.10	0	N	200	41.1	-19.1	0.0	-4.7	0.0	0.0	26.7
468	593727.90	4782672.87	0.10	0	N	250	44.3	-19.1	0.0	-3.8	0.0	0.0	29.0
468	593727.90	4782672.87	0.10	0	N	315	44.8	-19.1	0.0	-2.1	0.0	0.0	27.8
468	593727.90	4782672.87	0.10	0	N	400	45.2	-19.1	0.0	0.8	0.0	0.0	25.3
468	593727.90	4782672.87	0.10	0	N	500	47.6	-19.1	0.0	5.4	0.0	0.0	23.1
468	593727.90	4782672.87	0.10	0	N	630	49.1	-19.1	0.0	12.1	0.0	0.0	17.9
468	593727.90	4782672.87	0.10	0	N	800	48.0	-19.1	0.0	16.9	0.0	0.0	11.9
468	593727.90	4782672.87	0.10	0	N	1000	48.5	-19.1	0.0	18.4	0.0	0.0	11.1
468	593727.90	4782672.87	0.10	0	N	1250	47.5	-19.1	0.0	19.8	0.0	0.0	8.6
468	593727.90	4782672.87	0.10	0	N	1600	46.8	-19.1	0.0	21.7	0.0	0.0	6.0
468	593727.90	4782672.87	0.10	0	N	2000	46.1	-19.1	0.0	23.8	0.0	0.0	3.1
468	593727.90	4782672.87	0.10	0	N	2500	45.0	-19.1	0.0	25.8	0.0	0.0	0.1
469	593642.17	4782699.63	0.10	0	D	50	22.1	-20.6	0.0	-6.0	0.0	0.0	7.5
469	593642.17	4782699.63	0.10	0	D	63	29.4	-20.6	0.0	-5.9	0.0	0.0	14.7
469	593642.17	4782699.63	0.10	0	D	80	33.6	-20.6	0.0	-5.8	0.0	0.0	18.8
469	593642.17	4782699.63	0.10	0	D	100	35.9	-20.6	0.0	-5.7	0.0	0.0	20.9
469	593642.17	4782699.63	0.10	0	D	125	37.4	-20.6	0.0	-5.4	0.0	0.0	22.2
469	593642.17	4782699.63	0.10	0	D	160	39.1	-20.6	0.0	-5.0	0.0	0.0	23.6
469	593642.17	4782699.63	0.10	0	D	200	41.2	-20.6	0.0	-4.3	0.0	0.0	24.9
469	593642.17	4782699.63	0.10	0	D	250	44.4	-20.6	0.0	-3.0	0.0	0.0	26.8
469	593642.17	4782699.63	0.10	0	D	315	44.9	-20.6	0.0	-0.6	0.0	0.0	24.9
469	593642.17	4782699.63	0.10	0	D	400	45.3	-20.6	0.0	3.7	0.0	0.0	21.0
469	593642.17	4782699.63	0.10	0	D	500	47.7	-20.6	0.0	10.2	0.0	0.0	16.9
469	593642.17	4782699.63	0.10	0	D	630	49.2	-20.6	0.0	18.0	0.0	0.0	10.6
469	593642.17	4782699.63	0.10	0	D	800	48.0	-20.6	0.0	21.2	0.0	0.0	6.2
469	593642.17	4782699.63	0.10	0	D	1000	48.6	-20.6	0.0	22.4	0.0	0.0	5.6
469	593642.17	4782699.63	0.10	0	D	1250	47.5	-20.6	0.0	23.9	0.0	0.0	3.1
469	593642.17	4782699.63	0.10	0	D	1600	46.9	-20.6	0.0	26.0	0.0	0.0	0.3
469	593642.17	4782699.63	0.10	0	N	50	22.0	-20.6	0.0	-6.0	0.0	0.0	7.5
469	593642.17	4782699.63	0.10	0	N	63	29.3	-20.6	0.0	-5.9	0.0	0.0	14.6
469	593642.17	4782699.63	0.10	0	N	80	33.5	-20.6	0.0	-5.8	0.0	0.0	18.7
469	593642.17	4782699.63	0.10	0	N	100	35.8	-20.6	0.0	-5.7	0.0	0.0	20.9
469	593642.17	4782699.63	0.10	0	N	125	37.3	-20.6	0.0	-5.4	0.0	0.0	22.2
469	593642.17	4782699.63	0.10	0	N	160	39.1	-20.6	0.0	-5.0	0.0	0.0	23.5
469	593642.17	4782699.63	0.10	0	N	200	41.1	-20.6	0.0	-4.3	0.0	0.0	24.8
469	593642.17	4782699.63	0.10	0	N	250	44.3	-20.6	0.0	-3.0	0.0	0.0	26.7
469	593642.17	4782699.63	0.10	0	N	315	44.8	-20.6	0.0	-0.6	0.0	0.0	24.8
469	593642.17	4782699.63	0.10	0	N	400	45.2	-20.6	0.0	3.7	0.0	0.0	21.0
469	593642.17	4782699.63	0.10	0	N	500	47.6	-20.6	0.0	10.2	0.0	0.0	16.9
469	593642.17	4782699.63	0.10	0	N	630	49.1	-20.6	0.0	18.0	0.0	0.0	10.5
469	593642.17	4782699.63	0.10	0	N	800	48.0	-20.6	0.0	21.2	0.0	0.0	6.2
469	593642.17	4782699.63	0.10	0	N	1000	48.5	-20.6	0.0	22.4	0.0	0.0	5.5
469	593642.17	4782699.63	0.10	0	N	1250	47.5	-20.6	0.0	23.9	0.0	0.0	3.0

Road, TNM, Name: "Rymal6 westbound", ID: "!02!Rymal6_WB"													
Nr.	X	Y	Z	Refl.	DEN	Freq.	Lw	Ad	Aair	Agr	Afol	RL	Lr
	(m)	(m)	(m)			(Hz)	dB(A)	(dB)	(dB)	(dB)	(dB)	(dB)	dB(A)
469	593642.17	4782699.63	0.10	0	N	1600	46.8	-20.6	0.0	26.0	0.0	0.0	0.2

Road, TNM, Name: "Rymal 6 eastbound", ID: "!02!Rymal6_EB"													
Nr.	X	Y	Z	Refl.	DEN	Freq.	Lw	Ad	Aair	Agr	Afol	RL	Lr
	(m)	(m)	(m)			(Hz)	dB(A)	(dB)	(dB)	(dB)	(dB)	(dB)	dB(A)
470	593612.37	4782702.13	0.10	0	D	50	21.9	-24.9	0.0	-6.0	0.0	0.0	3.1
470	593612.37	4782702.13	0.10	0	D	63	29.2	-24.9	0.0	-5.9	0.0	0.0	10.2
470	593612.37	4782702.13	0.10	0	D	80	33.4	-24.9	0.0	-5.8	0.0	0.0	14.3
470	593612.37	4782702.13	0.10	0	D	100	35.7	-24.9	0.0	-5.6	0.0	0.0	16.4
470	593612.37	4782702.13	0.10	0	D	125	37.3	-24.9	0.0	-5.4	0.0	0.0	17.7
470	593612.37	4782702.13	0.10	0	D	160	39.0	-24.9	0.0	-4.9	0.0	0.0	19.0
470	593612.37	4782702.13	0.10	0	D	200	41.0	-24.9	0.0	-4.2	0.0	0.0	20.3
470	593612.37	4782702.13	0.10	0	D	250	44.2	-24.9	0.0	-2.7	0.0	0.0	22.0
470	593612.37	4782702.13	0.10	0	D	315	44.7	-24.9	0.0	-0.1	0.0	0.0	19.9
470	593612.37	4782702.13	0.10	0	D	400	45.1	-24.9	0.0	4.6	0.0	0.0	15.6
470	593612.37	4782702.13	0.10	0	D	500	47.5	-24.9	0.0	11.6	0.0	0.0	11.0
470	593612.37	4782702.13	0.10	0	D	630	49.0	-24.9	0.0	19.4	0.0	0.0	4.7
470	593612.37	4782702.13	0.10	0	D	800	47.9	-24.9	0.0	22.3	0.0	0.0	0.7
470	593612.37	4782702.13	0.10	0	D	1000	48.5	-24.9	0.0	23.5	0.0	0.0	0.1
470	593612.37	4782702.13	0.10	0	N	50	21.9	-24.9	0.0	-6.0	0.0	0.0	3.0
470	593612.37	4782702.13	0.10	0	N	63	29.2	-24.9	0.0	-5.9	0.0	0.0	10.1
470	593612.37	4782702.13	0.10	0	N	80	33.4	-24.9	0.0	-5.8	0.0	0.0	14.2
470	593612.37	4782702.13	0.10	0	N	100	35.7	-24.9	0.0	-5.6	0.0	0.0	16.4
470	593612.37	4782702.13	0.10	0	N	125	37.2	-24.9	0.0	-5.4	0.0	0.0	17.7
470	593612.37	4782702.13	0.10	0	N	160	38.9	-24.9	0.0	-4.9	0.0	0.0	19.0
470	593612.37	4782702.13	0.10	0	N	200	40.9	-24.9	0.0	-4.2	0.0	0.0	20.2
470	593612.37	4782702.13	0.10	0	N	250	44.2	-24.9	0.0	-2.7	0.0	0.0	22.0
470	593612.37	4782702.13	0.10	0	N	315	44.7	-24.9	0.0	-0.1	0.0	0.0	19.9
470	593612.37	4782702.13	0.10	0	N	400	45.1	-24.9	0.0	4.6	0.0	0.0	15.6
470	593612.37	4782702.13	0.10	0	N	500	47.5	-24.9	0.0	11.6	0.0	0.0	10.9
470	593612.37	4782702.13	0.10	0	N	630	49.0	-24.9	0.0	19.4	0.0	0.0	4.6
470	593612.37	4782702.13	0.10	0	N	800	47.8	-24.9	0.0	22.3	0.0	0.0	0.6
470	593612.37	4782702.13	0.10	0	N	1000	48.4	-24.9	0.0	23.5	0.0	0.0	0.0
471	593679.95	4782681.17	0.10	0	D	50	21.9	-20.2	0.0	-6.0	0.0	0.0	7.8
471	593679.95	4782681.17	0.10	0	D	63	29.2	-20.2	0.0	-5.9	0.0	0.0	14.9
471	593679.95	4782681.17	0.10	0	D	80	33.4	-20.2	0.0	-5.8	0.0	0.0	19.1
471	593679.95	4782681.17	0.10	0	D	100	35.7	-20.2	0.0	-5.7	0.0	0.0	21.2
471	593679.95	4782681.17	0.10	0	D	125	37.3	-20.2	0.0	-5.5	0.0	0.0	22.5
471	593679.95	4782681.17	0.10	0	D	160	39.0	-20.2	0.0	-5.1	0.0	0.0	23.9
471	593679.95	4782681.17	0.10	0	D	200	41.0	-20.2	0.0	-4.5	0.0	0.0	25.3
471	593679.95	4782681.17	0.10	0	D	250	44.2	-20.2	0.0	-3.4	0.0	0.0	27.4
471	593679.95	4782681.17	0.10	0	D	315	44.7	-20.2	0.0	-1.3	0.0	0.0	25.8
471	593679.95	4782681.17	0.10	0	D	400	45.1	-20.2	0.0	2.4	0.0	0.0	22.6
471	593679.95	4782681.17	0.10	0	D	500	47.5	-20.2	0.0	8.0	0.0	0.0	19.3
471	593679.95	4782681.17	0.10	0	D	630	49.0	-20.2	0.0	15.7	0.0	0.0	13.2
471	593679.95	4782681.17	0.10	0	D	800	47.9	-20.2	0.0	19.5	0.0	0.0	8.2
471	593679.95	4782681.17	0.10	0	D	1000	48.5	-20.2	0.0	20.8	0.0	0.0	7.5
471	593679.95	4782681.17	0.10	0	D	1250	47.4	-20.2	0.0	22.2	0.0	0.0	5.0
471	593679.95	4782681.17	0.10	0	D	1600	46.7	-20.2	0.0	24.2	0.0	0.0	2.3
471	593679.95	4782681.17	0.10	0	N	50	21.9	-20.2	0.0	-6.0	0.0	0.0	7.7
471	593679.95	4782681.17	0.10	0	N	63	29.2	-20.2	0.0	-5.9	0.0	0.0	14.8
471	593679.95	4782681.17	0.10	0	N	80	33.4	-20.2	0.0	-5.8	0.0	0.0	19.0
471	593679.95	4782681.17	0.10	0	N	100	35.7	-20.2	0.0	-5.7	0.0	0.0	21.1
471	593679.95	4782681.17	0.10	0	N	125	37.2	-20.2	0.0	-5.5	0.0	0.0	22.5
471	593679.95	4782681.17	0.10	0	N	160	38.9	-20.2	0.0	-5.1	0.0	0.0	23.9
471	593679.95	4782681.17	0.10	0	N	200	40.9	-20.2	0.0	-4.5	0.0	0.0	25.3
471	593679.95	4782681.17	0.10	0	N	250	44.2	-20.2	0.0	-3.4	0.0	0.0	27.3
471	593679.95	4782681.17	0.10	0	N	315	44.7	-20.2	0.0	-1.3	0.0	0.0	25.8
471	593679.95	4782681.17	0.10	0	N	400	45.1	-20.2	0.0	2.4	0.0	0.0	22.5
471	593679.95	4782681.17	0.10	0	N	500	47.5	-20.2	0.0	8.0	0.0	0.0	19.2
471	593679.95	4782681.17	0.10	0	N	630	49.0	-20.2	0.0	15.7	0.0	0.0	13.1
471	593679.95	4782681.17	0.10	0	N	800	47.8	-20.2	0.0	19.5	0.0	0.0	8.1
471	593679.95	4782681.17	0.10	0	N	1000	48.4	-20.2	0.0	20.8	0.0	0.0	7.4

Road, TNM, Name: "Rymal 6 eastbound", ID: "!02!Rymal6_EB"													
Nr.	X	Y	Z	Refl.	DEN	Freq.	Lw	Ad	Aair	Agr	Afol	RL	Lr
	(m)	(m)	(m)			(Hz)	dB(A)	(dB)	(dB)	(dB)	(dB)	(dB)	dB(A)
471	593679.95	4782681.17	0.10	0	N	1250	47.3	-20.2	0.0	22.2	0.0	0.0	4.9
471	593679.95	4782681.17	0.10	0	N	1600	46.7	-20.2	0.0	24.2	0.0	0.0	2.2
472	593742.74	4782661.69	0.10	0	D	50	21.9	-20.2	0.0	-6.0	0.0	0.0	7.8
472	593742.74	4782661.69	0.10	0	D	63	29.2	-20.2	0.0	-5.9	0.0	0.0	15.0
472	593742.74	4782661.69	0.10	0	D	80	33.4	-20.2	0.0	-5.8	0.0	0.0	19.1
472	593742.74	4782661.69	0.10	0	D	100	35.7	-20.2	0.0	-5.7	0.0	0.0	21.3
472	593742.74	4782661.69	0.10	0	D	125	37.3	-20.2	0.0	-5.6	0.0	0.0	22.7
472	593742.74	4782661.69	0.10	0	D	160	39.0	-20.2	0.0	-5.3	0.0	0.0	24.1
472	593742.74	4782661.69	0.10	0	D	200	41.0	-20.2	0.0	-4.8	0.0	0.0	25.6
472	593742.74	4782661.69	0.10	0	D	250	44.2	-20.2	0.0	-3.9	0.0	0.0	28.0
472	593742.74	4782661.69	0.10	0	D	315	44.7	-20.2	0.0	-2.4	0.0	0.0	27.0
472	593742.74	4782661.69	0.10	0	D	400	45.1	-20.2	0.0	0.3	0.0	0.0	24.6
472	593742.74	4782661.69	0.10	0	D	500	47.5	-20.2	0.0	4.5	0.0	0.0	22.8
472	593742.74	4782661.69	0.10	0	D	630	49.0	-20.2	0.0	10.8	0.0	0.0	18.1
472	593742.74	4782661.69	0.10	0	D	800	47.9	-20.2	0.0	15.8	0.0	0.0	11.9
472	593742.74	4782661.69	0.10	0	D	1000	48.5	-20.2	0.0	17.4	0.0	0.0	10.9
472	593742.74	4782661.69	0.10	0	D	1250	47.4	-20.2	0.0	18.8	0.0	0.0	8.4
472	593742.74	4782661.69	0.10	0	D	1600	46.7	-20.2	0.0	20.7	0.0	0.0	5.8
472	593742.74	4782661.69	0.10	0	D	2000	46.0	-20.2	0.0	22.8	0.0	0.0	3.0
472	593742.74	4782661.69	0.10	0	D	2500	44.9	-20.2	0.0	24.7	0.0	0.0	0.1
472	593742.74	4782661.69	0.10	0	N	50	21.9	-20.2	0.0	-6.0	0.0	0.0	7.7
472	593742.74	4782661.69	0.10	0	N	63	29.2	-20.2	0.0	-5.9	0.0	0.0	14.9
472	593742.74	4782661.69	0.10	0	N	80	33.4	-20.2	0.0	-5.8	0.0	0.0	19.0
472	593742.74	4782661.69	0.10	0	N	100	35.7	-20.2	0.0	-5.7	0.0	0.0	21.2
472	593742.74	4782661.69	0.10	0	N	125	37.2	-20.2	0.0	-5.6	0.0	0.0	22.6
472	593742.74	4782661.69	0.10	0	N	160	38.9	-20.2	0.0	-5.3	0.0	0.0	24.0
472	593742.74	4782661.69	0.10	0	N	200	40.9	-20.2	0.0	-4.8	0.0	0.0	25.6
472	593742.74	4782661.69	0.10	0	N	250	44.2	-20.2	0.0	-3.9	0.0	0.0	27.9
472	593742.74	4782661.69	0.10	0	N	315	44.7	-20.2	0.0	-2.4	0.0	0.0	26.9
472	593742.74	4782661.69	0.10	0	N	400	45.1	-20.2	0.0	0.3	0.0	0.0	24.6
472	593742.74	4782661.69	0.10	0	N	500	47.5	-20.2	0.0	4.5	0.0	0.0	22.8
472	593742.74	4782661.69	0.10	0	N	630	49.0	-20.2	0.0	10.8	0.0	0.0	18.0
472	593742.74	4782661.69	0.10	0	N	800	47.8	-20.2	0.0	15.8	0.0	0.0	11.8
472	593742.74	4782661.69	0.10	0	N	1000	48.4	-20.2	0.0	17.4	0.0	0.0	10.8
472	593742.74	4782661.69	0.10	0	N	1250	47.3	-20.2	0.0	18.8	0.0	0.0	8.3
472	593742.74	4782661.69	0.10	0	N	1600	46.7	-20.2	0.0	20.7	0.0	0.0	5.7
472	593742.74	4782661.69	0.10	0	N	2000	45.9	-20.2	0.0	22.8	0.0	0.0	2.9
472	593742.74	4782661.69	0.10	0	N	2500	44.9	-20.2	0.0	24.7	0.0	0.0	0.0
473	593784.59	4782648.71	0.10	0	D	50	21.9	-17.2	0.0	-6.0	0.0	0.0	10.8
473	593784.59	4782648.71	0.10	0	D	63	29.2	-17.2	0.0	-5.9	0.0	0.0	17.9
473	593784.59	4782648.71	0.10	0	D	80	33.4	-17.2	0.0	-5.9	0.0	0.0	22.1
473	593784.59	4782648.71	0.10	0	D	100	35.7	-17.2	0.0	-5.8	0.0	0.0	24.3
473	593784.59	4782648.71	0.10	0	D	125	37.3	-17.2	0.0	-5.7	0.0	0.0	25.7
473	593784.59	4782648.71	0.10	0	D	160	39.0	-17.2	0.0	-5.4	0.0	0.0	27.2
473	593784.59	4782648.71	0.10	0	D	200	41.0	-17.2	0.0	-5.0	0.0	0.0	28.8
473	593784.59	4782648.71	0.10	0	D	250	44.2	-17.2	0.0	-4.3	0.0	0.0	31.4
473	593784.59	4782648.71	0.10	0	D	315	44.7	-17.2	0.0	-3.1	0.0	0.0	30.7
473	593784.59	4782648.71	0.10	0	D	400	45.1	-17.2	0.0	-1.1	0.0	0.0	29.0
473	593784.59	4782648.71	0.10	0	D	500	47.5	-17.2	0.0	2.1	0.0	0.0	28.2
473	593784.59	4782648.71	0.10	0	D	630	49.0	-17.2	0.0	6.9	0.0	0.0	24.9
473	593784.59	4782648.71	0.10	0	D	800	47.9	-17.2	0.0	12.0	0.0	0.0	18.6
473	593784.59	4782648.71	0.10	0	D	1000	48.5	-17.2	0.0	14.3	0.0	0.0	17.0
473	593784.59	4782648.71	0.10	0	D	1250	47.4	-17.2	0.0	15.8	0.0	0.0	14.4
473	593784.59	4782648.71	0.10	0	D	1600	46.7	-17.2	0.0	17.7	0.0	0.0	11.9
473	593784.59	4782648.71	0.10	0	D	2000	46.0	-17.2	0.0	19.6	0.0	0.0	9.2
473	593784.59	4782648.71	0.10	0	D	2500	44.9	-17.2	0.0	21.3	0.0	0.0	6.4
473	593784.59	4782648.71	0.10	0	D	3150	44.3	-17.2	0.0	21.7	0.0	0.0	5.4
473	593784.59	4782648.71	0.10	0	D	4000	42.7	-17.2	0.0	20.7	0.0	0.0	4.7
473	593784.59	4782648.71	0.10	0	D	5000	40.8	-17.2	0.0	19.9	0.0	0.0	3.7
473	593784.59	4782648.71	0.10	0	D	6300	38.7	-17.2	0.0	19.9	0.0	0.0	1.6
473	593784.59	4782648.71	0.10	0	N	50	21.9	-17.2	0.0	-6.0	0.0	0.0	10.7
473	593784.59	4782648.71	0.10	0	N	63	29.2	-17.2	0.0	-5.9	0.0	0.0	17.9
473	593784.59	4782648.71	0.10	0	N	80	33.4	-17.2	0.0	-5.9	0.0	0.0	22.0

Road, TNM, Name: "Rymal 6 eastbound", ID: "!02!Rymal6_EB"													
Nr.	X	Y	Z	Refl.	DEN	Freq.	Lw	Ad	Aair	Agr	Afol	RL	Lr
	(m)	(m)	(m)			(Hz)	dB(A)	(dB)	(dB)	(dB)	(dB)	(dB)	dB(A)
473	593784.59	4782648.71	0.10	0	N	100	35.7	-17.2	0.0	-5.8	0.0	0.0	24.2
473	593784.59	4782648.71	0.10	0	N	125	37.2	-17.2	0.0	-5.7	0.0	0.0	25.6
473	593784.59	4782648.71	0.10	0	N	160	38.9	-17.2	0.0	-5.4	0.0	0.0	27.1
473	593784.59	4782648.71	0.10	0	N	200	40.9	-17.2	0.0	-5.0	0.0	0.0	28.8
473	593784.59	4782648.71	0.10	0	N	250	44.2	-17.2	0.0	-4.3	0.0	0.0	31.3
473	593784.59	4782648.71	0.10	0	N	315	44.7	-17.2	0.0	-3.1	0.0	0.0	30.6
473	593784.59	4782648.71	0.10	0	N	400	45.1	-17.2	0.0	-1.1	0.0	0.0	28.9
473	593784.59	4782648.71	0.10	0	N	500	47.5	-17.2	0.0	2.1	0.0	0.0	28.2
473	593784.59	4782648.71	0.10	0	N	630	49.0	-17.2	0.0	6.9	0.0	0.0	24.8
473	593784.59	4782648.71	0.10	0	N	800	47.8	-17.2	0.0	12.0	0.0	0.0	18.6
473	593784.59	4782648.71	0.10	0	N	1000	48.4	-17.2	0.0	14.3	0.0	0.0	16.9
473	593784.59	4782648.71	0.10	0	N	1250	47.3	-17.2	0.0	15.8	0.0	0.0	14.4
473	593784.59	4782648.71	0.10	0	N	1600	46.7	-17.2	0.0	17.7	0.0	0.0	11.8
473	593784.59	4782648.71	0.10	0	N	2000	45.9	-17.2	0.0	19.6	0.0	0.0	9.1
473	593784.59	4782648.71	0.10	0	N	2500	44.9	-17.2	0.0	21.3	0.0	0.0	6.4
473	593784.59	4782648.71	0.10	0	N	3150	44.2	-17.2	0.0	21.7	0.0	0.0	5.4
473	593784.59	4782648.71	0.10	0	N	4000	42.6	-17.2	0.0	20.7	0.0	0.0	4.7
473	593784.59	4782648.71	0.10	0	N	5000	40.8	-17.2	0.0	19.9	0.0	0.0	3.7
473	593784.59	4782648.71	0.10	0	N	6300	38.6	-17.2	0.0	19.9	0.0	0.0	1.5
474	593819.61	4782637.85	0.10	0	D	50	21.9	-15.5	0.0	-6.0	0.0	0.0	12.4
474	593819.61	4782637.85	0.10	0	D	63	29.2	-15.5	0.0	-5.9	0.0	0.0	19.6
474	593819.61	4782637.85	0.10	0	D	80	33.4	-15.5	0.0	-5.9	0.0	0.0	23.8
474	593819.61	4782637.85	0.10	0	D	100	35.7	-15.5	0.0	-5.8	0.0	0.0	26.0
474	593819.61	4782637.85	0.10	0	D	125	37.3	-15.5	0.0	-5.7	0.0	0.0	27.4
474	593819.61	4782637.85	0.10	0	D	160	39.0	-15.5	0.0	-5.5	0.0	0.0	28.9
474	593819.61	4782637.85	0.10	0	D	200	41.0	-15.5	0.0	-5.2	0.0	0.0	30.6
474	593819.61	4782637.85	0.10	0	D	250	44.2	-15.5	0.0	-4.6	0.0	0.0	33.3
474	593819.61	4782637.85	0.10	0	D	315	44.7	-15.5	0.0	-3.7	0.0	0.0	32.9
474	593819.61	4782637.85	0.10	0	D	400	45.1	-15.5	0.0	-2.2	0.0	0.0	31.8
474	593819.61	4782637.85	0.10	0	D	500	47.5	-15.5	0.0	0.1	0.0	0.0	31.9
474	593819.61	4782637.85	0.10	0	D	630	49.0	-15.5	0.0	3.5	0.0	0.0	30.0
474	593819.61	4782637.85	0.10	0	D	800	47.9	-15.5	0.0	7.8	0.0	0.0	24.5
474	593819.61	4782637.85	0.10	0	D	1000	48.5	-15.5	0.0	10.6	0.0	0.0	22.3
474	593819.61	4782637.85	0.10	0	D	1250	47.4	-15.5	0.0	12.3	0.0	0.0	19.5
474	593819.61	4782637.85	0.10	0	D	1600	46.7	-15.5	0.0	14.2	0.0	0.0	17.0
474	593819.61	4782637.85	0.10	0	D	2000	46.0	-15.5	0.0	16.1	0.0	0.0	14.3
474	593819.61	4782637.85	0.10	0	D	2500	44.9	-15.5	0.0	17.6	0.0	0.0	11.8
474	593819.61	4782637.85	0.10	0	D	3150	44.3	-15.5	0.0	17.8	0.0	0.0	11.0
474	593819.61	4782637.85	0.10	0	D	4000	42.7	-15.5	0.0	16.4	0.0	0.0	10.7
474	593819.61	4782637.85	0.10	0	D	5000	40.8	-15.5	0.0	15.0	0.0	0.0	10.3
474	593819.61	4782637.85	0.10	0	D	6300	38.7	-15.5	0.0	15.0	0.0	0.0	8.2
474	593819.61	4782637.85	0.10	0	D	8000	36.0	-15.5	0.0	15.0	0.0	0.0	5.4
474	593819.61	4782637.85	0.10	0	D	10000	32.3	-15.5	0.0	15.0	0.0	0.0	1.8
474	593819.61	4782637.85	0.10	0	N	50	21.9	-15.5	0.0	-6.0	0.0	0.0	12.3
474	593819.61	4782637.85	0.10	0	N	63	29.2	-15.5	0.0	-5.9	0.0	0.0	19.5
474	593819.61	4782637.85	0.10	0	N	80	33.4	-15.5	0.0	-5.9	0.0	0.0	23.7
474	593819.61	4782637.85	0.10	0	N	100	35.7	-15.5	0.0	-5.8	0.0	0.0	25.9
474	593819.61	4782637.85	0.10	0	N	125	37.2	-15.5	0.0	-5.7	0.0	0.0	27.3
474	593819.61	4782637.85	0.10	0	N	160	38.9	-15.5	0.0	-5.5	0.0	0.0	28.9
474	593819.61	4782637.85	0.10	0	N	200	40.9	-15.5	0.0	-5.2	0.0	0.0	30.6
474	593819.61	4782637.85	0.10	0	N	250	44.2	-15.5	0.0	-4.6	0.0	0.0	33.3
474	593819.61	4782637.85	0.10	0	N	315	44.7	-15.5	0.0	-3.7	0.0	0.0	32.9
474	593819.61	4782637.85	0.10	0	N	400	45.1	-15.5	0.0	-2.2	0.0	0.0	31.7
474	593819.61	4782637.85	0.10	0	N	500	47.5	-15.5	0.0	0.1	0.0	0.0	31.8
474	593819.61	4782637.85	0.10	0	N	630	49.0	-15.5	0.0	3.5	0.0	0.0	29.9
474	593819.61	4782637.85	0.10	0	N	800	47.8	-15.5	0.0	7.8	0.0	0.0	24.5
474	593819.61	4782637.85	0.10	0	N	1000	48.4	-15.5	0.0	10.6	0.0	0.0	22.2
474	593819.61	4782637.85	0.10	0	N	1250	47.3	-15.5	0.0	12.3	0.0	0.0	19.4
474	593819.61	4782637.85	0.10	0	N	1600	46.7	-15.5	0.0	14.2	0.0	0.0	16.9
474	593819.61	4782637.85	0.10	0	N	2000	45.9	-15.5	0.0	16.1	0.0	0.0	14.3
474	593819.61	4782637.85	0.10	0	N	2500	44.9	-15.5	0.0	17.6	0.0	0.0	11.7
474	593819.61	4782637.85	0.10	0	N	3150	44.2	-15.5	0.0	17.8	0.0	0.0	10.9
474	593819.61	4782637.85	0.10	0	N	4000	42.6	-15.5	0.0	16.4	0.0	0.0	10.7

Road, TNM, Name: "Rymal 6 eastbound", ID: "!02!Rymal6_EB"													
Nr.	X	Y	Z	Refl.	DEN	Freq.	Lw	Ad	Aair	Agr	Afol	RL	Lr
	(m)	(m)	(m)			(Hz)	dB(A)	(dB)	(dB)	(dB)	(dB)	(dB)	dB(A)
474	593819.61	4782637.85	0.10	0	N	5000	40.8	-15.5	0.0	15.0	0.0	0.0	10.3
474	593819.61	4782637.85	0.10	0	N	6300	38.6	-15.5	0.0	15.0	0.0	0.0	8.1
474	593819.61	4782637.85	0.10	0	N	8000	35.9	-15.5	0.0	15.0	0.0	0.0	5.4
474	593819.61	4782637.85	0.10	0	N	10000	32.3	-15.5	0.0	15.0	0.0	0.0	1.8
475	593840.73	4782631.30	0.10	0	D	50	21.9	-15.9	0.0	-6.0	0.0	0.0	12.0
475	593840.73	4782631.30	0.10	0	D	63	29.2	-15.9	0.0	-5.9	0.0	0.0	19.2
475	593840.73	4782631.30	0.10	0	D	80	33.4	-15.9	0.0	-5.9	0.0	0.0	23.4
475	593840.73	4782631.30	0.10	0	D	100	35.7	-15.9	0.0	-5.8	0.0	0.0	25.6
475	593840.73	4782631.30	0.10	0	D	125	37.3	-15.9	0.0	-5.7	0.0	0.0	27.1
475	593840.73	4782631.30	0.10	0	D	160	39.0	-15.9	0.0	-5.6	0.0	0.0	28.6
475	593840.73	4782631.30	0.10	0	D	200	41.0	-15.9	0.0	-5.3	0.0	0.0	30.4
475	593840.73	4782631.30	0.10	0	D	250	44.2	-15.9	0.0	-4.8	0.0	0.0	33.2
475	593840.73	4782631.30	0.10	0	D	315	44.7	-15.9	0.0	-4.1	0.0	0.0	32.9
475	593840.73	4782631.30	0.10	0	D	400	45.1	-15.9	0.0	-2.9	0.0	0.0	32.1
475	593840.73	4782631.30	0.10	0	D	500	47.5	-15.9	0.0	-1.1	0.0	0.0	32.8
475	593840.73	4782631.30	0.10	0	D	630	49.0	-15.9	0.0	1.5	0.0	0.0	31.7
475	593840.73	4782631.30	0.10	0	D	800	47.9	-15.9	0.0	4.8	0.0	0.0	27.1
475	593840.73	4782631.30	0.10	0	D	1000	48.5	-15.9	0.0	7.7	0.0	0.0	24.9
475	593840.73	4782631.30	0.10	0	D	1250	47.4	-15.9	0.0	9.6	0.0	0.0	21.9
475	593840.73	4782631.30	0.10	0	D	1600	46.7	-15.9	0.0	11.6	0.0	0.0	19.3
475	593840.73	4782631.30	0.10	0	D	2000	46.0	-15.9	0.0	13.4	0.0	0.0	16.7
475	593840.73	4782631.30	0.10	0	D	2500	44.9	-15.9	0.0	14.9	0.0	0.0	14.2
475	593840.73	4782631.30	0.10	0	D	3150	44.3	-15.9	0.0	14.9	0.0	0.0	13.5
475	593840.73	4782631.30	0.10	0	D	4000	42.7	-15.9	0.0	13.2	0.0	0.0	13.5
475	593840.73	4782631.30	0.10	0	D	5000	40.8	-15.9	0.0	11.5	0.0	0.0	13.5
475	593840.73	4782631.30	0.10	0	D	6300	38.7	-15.9	0.0	11.5	0.0	0.0	11.3
475	593840.73	4782631.30	0.10	0	D	8000	36.0	-15.9	0.0	11.5	0.0	0.0	8.6
475	593840.73	4782631.30	0.10	0	D	10000	32.3	-15.9	0.0	11.5	0.0	0.0	5.0
475	593840.73	4782631.30	0.10	0	N	50	21.9	-15.9	0.0	-6.0	0.0	0.0	12.0
475	593840.73	4782631.30	0.10	0	N	63	29.2	-15.9	0.0	-5.9	0.0	0.0	19.2
475	593840.73	4782631.30	0.10	0	N	80	33.4	-15.9	0.0	-5.9	0.0	0.0	23.4
475	593840.73	4782631.30	0.10	0	N	100	35.7	-15.9	0.0	-5.8	0.0	0.0	25.6
475	593840.73	4782631.30	0.10	0	N	125	37.2	-15.9	0.0	-5.7	0.0	0.0	27.0
475	593840.73	4782631.30	0.10	0	N	160	38.9	-15.9	0.0	-5.6	0.0	0.0	28.6
475	593840.73	4782631.30	0.10	0	N	200	40.9	-15.9	0.0	-5.3	0.0	0.0	30.3
475	593840.73	4782631.30	0.10	0	N	250	44.2	-15.9	0.0	-4.8	0.0	0.0	33.1
475	593840.73	4782631.30	0.10	0	N	315	44.7	-15.9	0.0	-4.1	0.0	0.0	32.9
475	593840.73	4782631.30	0.10	0	N	400	45.1	-15.9	0.0	-2.9	0.0	0.0	32.0
475	593840.73	4782631.30	0.10	0	N	500	47.5	-15.9	0.0	-1.1	0.0	0.0	32.7
475	593840.73	4782631.30	0.10	0	N	630	49.0	-15.9	0.0	1.5	0.0	0.0	31.6
475	593840.73	4782631.30	0.10	0	N	800	47.8	-15.9	0.0	4.8	0.0	0.0	27.0
475	593840.73	4782631.30	0.10	0	N	1000	48.4	-15.9	0.0	7.7	0.0	0.0	24.8
475	593840.73	4782631.30	0.10	0	N	1250	47.3	-15.9	0.0	9.6	0.0	0.0	21.8
475	593840.73	4782631.30	0.10	0	N	1600	46.7	-15.9	0.0	11.6	0.0	0.0	19.2
475	593840.73	4782631.30	0.10	0	N	2000	45.9	-15.9	0.0	13.4	0.0	0.0	16.6
475	593840.73	4782631.30	0.10	0	N	2500	44.9	-15.9	0.0	14.9	0.0	0.0	14.1
475	593840.73	4782631.30	0.10	0	N	3150	44.2	-15.9	0.0	14.9	0.0	0.0	13.5
475	593840.73	4782631.30	0.10	0	N	4000	42.6	-15.9	0.0	13.2	0.0	0.0	13.5
475	593840.73	4782631.30	0.10	0	N	5000	40.8	-15.9	0.0	11.5	0.0	0.0	13.4
475	593840.73	4782631.30	0.10	0	N	6300	38.6	-15.9	0.0	11.5	0.0	0.0	11.3
475	593840.73	4782631.30	0.10	0	N	8000	35.9	-15.9	0.0	11.5	0.0	0.0	8.5
475	593840.73	4782631.30	0.10	0	N	10000	32.3	-15.9	0.0	11.5	0.0	0.0	4.9
476	593854.82	4782626.93	0.10	0	D	50	21.9	-13.7	0.0	-6.0	0.0	0.0	14.2
476	593854.82	4782626.93	0.10	0	D	63	29.2	-13.7	0.0	-5.9	0.0	0.0	21.4
476	593854.82	4782626.93	0.10	0	D	80	33.4	-13.7	0.0	-5.9	0.0	0.0	25.6
476	593854.82	4782626.93	0.10	0	D	100	35.7	-13.7	0.0	-5.8	0.0	0.0	27.8
476	593854.82	4782626.93	0.10	0	D	125	37.3	-13.7	0.0	-5.8	0.0	0.0	29.3
476	593854.82	4782626.93	0.10	0	D	160	39.0	-13.7	0.0	-5.6	0.0	0.0	30.9
476	593854.82	4782626.93	0.10	0	D	200	41.0	-13.7	0.0	-5.4	0.0	0.0	32.6
476	593854.82	4782626.93	0.10	0	D	250	44.2	-13.7	0.0	-4.9	0.0	0.0	35.5
476	593854.82	4782626.93	0.10	0	D	315	44.7	-13.7	0.0	-4.3	0.0	0.0	35.3
476	593854.82	4782626.93	0.10	0	D	400	45.1	-13.7	0.0	-3.3	0.0	0.0	34.7
476	593854.82	4782626.93	0.10	0	D	500	47.5	-13.7	0.0	-1.9	0.0	0.0	35.7

Road, TNM, Name: "Rymal 6 eastbound", ID: "!02!Rymal6_EB"													
Nr.	X	Y	Z	Refl.	DEN	Freq.	Lw	Ad	Aair	Agr	Afol	RL	Lr
	(m)	(m)	(m)			(Hz)	dB(A)	(dB)	(dB)	(dB)	(dB)	(dB)	dB(A)
476	593854.82	4782626.93	0.10	0	D	630	49.0	-13.7	0.0	0.2	0.0	0.0	35.1
476	593854.82	4782626.93	0.10	0	D	800	47.9	-13.7	0.0	2.9	0.0	0.0	31.2
476	593854.82	4782626.93	0.10	0	D	1000	48.5	-13.7	0.0	5.5	0.0	0.0	29.2
476	593854.82	4782626.93	0.10	0	D	1250	47.4	-13.7	0.0	7.6	0.0	0.0	26.1
476	593854.82	4782626.93	0.10	0	D	1600	46.7	-13.7	0.0	9.6	0.0	0.0	23.4
476	593854.82	4782626.93	0.10	0	D	2000	46.0	-13.7	0.0	11.4	0.0	0.0	20.9
476	593854.82	4782626.93	0.10	0	D	2500	44.9	-13.7	0.0	12.8	0.0	0.0	18.4
476	593854.82	4782626.93	0.10	0	D	3150	44.3	-13.7	0.0	12.7	0.0	0.0	17.9
476	593854.82	4782626.93	0.10	0	D	4000	42.7	-13.7	0.0	10.9	0.0	0.0	18.0
476	593854.82	4782626.93	0.10	0	D	5000	40.8	-13.7	0.0	8.9	0.0	0.0	18.2
476	593854.82	4782626.93	0.10	0	D	6300	38.7	-13.7	0.0	8.9	0.0	0.0	16.1
476	593854.82	4782626.93	0.10	0	D	8000	36.0	-13.7	0.0	8.9	0.0	0.0	13.3
476	593854.82	4782626.93	0.10	0	D	10000	32.3	-13.7	0.0	8.9	0.0	0.0	9.7
476	593854.82	4782626.93	0.10	0	N	50	21.9	-13.7	0.0	-6.0	0.0	0.0	14.2
476	593854.82	4782626.93	0.10	0	N	63	29.2	-13.7	0.0	-5.9	0.0	0.0	21.4
476	593854.82	4782626.93	0.10	0	N	80	33.4	-13.7	0.0	-5.9	0.0	0.0	25.5
476	593854.82	4782626.93	0.10	0	N	100	35.7	-13.7	0.0	-5.8	0.0	0.0	27.8
476	593854.82	4782626.93	0.10	0	N	125	37.2	-13.7	0.0	-5.8	0.0	0.0	29.2
476	593854.82	4782626.93	0.10	0	N	160	38.9	-13.7	0.0	-5.6	0.0	0.0	30.8
476	593854.82	4782626.93	0.10	0	N	200	40.9	-13.7	0.0	-5.4	0.0	0.0	32.6
476	593854.82	4782626.93	0.10	0	N	250	44.2	-13.7	0.0	-4.9	0.0	0.0	35.4
476	593854.82	4782626.93	0.10	0	N	315	44.7	-13.7	0.0	-4.3	0.0	0.0	35.3
476	593854.82	4782626.93	0.10	0	N	400	45.1	-13.7	0.0	-3.3	0.0	0.0	34.7
476	593854.82	4782626.93	0.10	0	N	500	47.5	-13.7	0.0	-1.9	0.0	0.0	35.6
476	593854.82	4782626.93	0.10	0	N	630	49.0	-13.7	0.0	0.2	0.0	0.0	35.1
476	593854.82	4782626.93	0.10	0	N	800	47.8	-13.7	0.0	2.9	0.0	0.0	31.1
476	593854.82	4782626.93	0.10	0	N	1000	48.4	-13.7	0.0	5.5	0.0	0.0	29.2
476	593854.82	4782626.93	0.10	0	N	1250	47.3	-13.7	0.0	7.6	0.0	0.0	26.0
476	593854.82	4782626.93	0.10	0	N	1600	46.7	-13.7	0.0	9.6	0.0	0.0	23.4
476	593854.82	4782626.93	0.10	0	N	2000	45.9	-13.7	0.0	11.4	0.0	0.0	20.8
476	593854.82	4782626.93	0.10	0	N	2500	44.9	-13.7	0.0	12.8	0.0	0.0	18.3
476	593854.82	4782626.93	0.10	0	N	3150	44.2	-13.7	0.0	12.7	0.0	0.0	17.8
476	593854.82	4782626.93	0.10	0	N	4000	42.6	-13.7	0.0	10.9	0.0	0.0	18.0
476	593854.82	4782626.93	0.10	0	N	5000	40.8	-13.7	0.0	8.9	0.0	0.0	18.1
476	593854.82	4782626.93	0.10	0	N	6300	38.6	-13.7	0.0	8.9	0.0	0.0	16.0
476	593854.82	4782626.93	0.10	0	N	8000	35.9	-13.7	0.0	8.9	0.0	0.0	13.2
476	593854.82	4782626.93	0.10	0	N	10000	32.3	-13.7	0.0	8.9	0.0	0.0	9.6
477	593868.90	4782622.56	0.10	0	D	50	21.9	-11.6	0.0	-6.0	0.0	0.0	16.4
477	593868.90	4782622.56	0.10	0	D	63	29.2	-11.6	0.0	-5.9	0.0	0.0	23.6
477	593868.90	4782622.56	0.10	0	D	80	33.4	-11.6	0.0	-5.9	0.0	0.0	27.8
477	593868.90	4782622.56	0.10	0	D	100	35.7	-11.6	0.0	-5.9	0.0	0.0	30.0
477	593868.90	4782622.56	0.10	0	D	125	37.3	-11.6	0.0	-5.8	0.0	0.0	31.4
477	593868.90	4782622.56	0.10	0	D	160	39.0	-11.6	0.0	-5.6	0.0	0.0	33.0
477	593868.90	4782622.56	0.10	0	D	200	41.0	-11.6	0.0	-5.4	0.0	0.0	34.8
477	593868.90	4782622.56	0.10	0	D	250	44.2	-11.6	0.0	-5.0	0.0	0.0	37.7
477	593868.90	4782622.56	0.10	0	D	315	44.7	-11.6	0.0	-4.5	0.0	0.0	37.7
477	593868.90	4782622.56	0.10	0	D	400	45.1	-11.6	0.0	-3.7	0.0	0.0	37.2
477	593868.90	4782622.56	0.10	0	D	500	47.5	-11.6	0.0	-2.5	0.0	0.0	38.5
477	593868.90	4782622.56	0.10	0	D	630	49.0	-11.6	0.0	-0.8	0.0	0.0	38.3
477	593868.90	4782622.56	0.10	0	D	800	47.9	-11.6	0.0	1.4	0.0	0.0	34.9
477	593868.90	4782622.56	0.10	0	D	1000	48.5	-11.6	0.0	3.6	0.0	0.0	33.3
477	593868.90	4782622.56	0.10	0	D	1250	47.4	-11.6	0.0	5.6	0.0	0.0	30.2
477	593868.90	4782622.56	0.10	0	D	1600	46.7	-11.6	0.0	7.7	0.0	0.0	27.5
477	593868.90	4782622.56	0.10	0	D	2000	46.0	-11.6	0.0	9.5	0.0	0.0	24.9
477	593868.90	4782622.56	0.10	0	D	2500	44.9	-11.6	0.0	10.9	0.0	0.0	22.5
477	593868.90	4782622.56	0.10	0	D	3150	44.3	-11.6	0.0	10.7	0.0	0.0	22.0
477	593868.90	4782622.56	0.10	0	D	4000	42.7	-11.6	0.0	8.7	0.0	0.0	22.4
477	593868.90	4782622.56	0.10	0	D	5000	40.8	-11.6	0.0	6.6	0.0	0.0	22.7
477	593868.90	4782622.56	0.10	0	D	6300	38.7	-11.6	0.0	6.6	0.0	0.0	20.5
477	593868.90	4782622.56	0.10	0	D	8000	36.0	-11.6	0.0	6.6	0.0	0.0	17.8
477	593868.90	4782622.56	0.10	0	D	10000	32.3	-11.6	0.0	6.6	0.0	0.0	14.2
477	593868.90	4782622.56	0.10	0	N	50	21.9	-11.6	0.0	-6.0	0.0	0.0	16.3
477	593868.90	4782622.56	0.10	0	N	63	29.2	-11.6	0.0	-5.9	0.0	0.0	23.5

Road, TNM, Name: "Rymal 6 eastbound", ID: "!02!Rymal6_EB"													
Nr.	X	Y	Z	Refl.	DEN	Freq.	Lw	Ad	Aair	Agr	Afol	RL	Lr
	(m)	(m)	(m)			(Hz)	dB(A)	(dB)	(dB)	(dB)	(dB)	(dB)	dB(A)
477	593868.90	4782622.56	0.10	0	N	80	33.4	-11.6	0.0	-5.9	0.0	0.0	27.7
477	593868.90	4782622.56	0.10	0	N	100	35.7	-11.6	0.0	-5.9	0.0	0.0	29.9
477	593868.90	4782622.56	0.10	0	N	125	37.2	-11.6	0.0	-5.8	0.0	0.0	31.4
477	593868.90	4782622.56	0.10	0	N	160	38.9	-11.6	0.0	-5.6	0.0	0.0	33.0
477	593868.90	4782622.56	0.10	0	N	200	40.9	-11.6	0.0	-5.4	0.0	0.0	34.8
477	593868.90	4782622.56	0.10	0	N	250	44.2	-11.6	0.0	-5.0	0.0	0.0	37.6
477	593868.90	4782622.56	0.10	0	N	315	44.7	-11.6	0.0	-4.5	0.0	0.0	37.6
477	593868.90	4782622.56	0.10	0	N	400	45.1	-11.6	0.0	-3.7	0.0	0.0	37.2
477	593868.90	4782622.56	0.10	0	N	500	47.5	-11.6	0.0	-2.5	0.0	0.0	38.4
477	593868.90	4782622.56	0.10	0	N	630	49.0	-11.6	0.0	-0.8	0.0	0.0	38.2
477	593868.90	4782622.56	0.10	0	N	800	47.8	-11.6	0.0	1.4	0.0	0.0	34.9
477	593868.90	4782622.56	0.10	0	N	1000	48.4	-11.6	0.0	3.6	0.0	0.0	33.2
477	593868.90	4782622.56	0.10	0	N	1250	47.3	-11.6	0.0	5.6	0.0	0.0	30.1
477	593868.90	4782622.56	0.10	0	N	1600	46.7	-11.6	0.0	7.7	0.0	0.0	27.4
477	593868.90	4782622.56	0.10	0	N	2000	45.9	-11.6	0.0	9.5	0.0	0.0	24.8
477	593868.90	4782622.56	0.10	0	N	2500	44.9	-11.6	0.0	10.9	0.0	0.0	22.4
477	593868.90	4782622.56	0.10	0	N	3150	44.2	-11.6	0.0	10.7	0.0	0.0	22.0
477	593868.90	4782622.56	0.10	0	N	4000	42.6	-11.6	0.0	8.7	0.0	0.0	22.3
477	593868.90	4782622.56	0.10	0	N	5000	40.8	-11.6	0.0	6.6	0.0	0.0	22.6
477	593868.90	4782622.56	0.10	0	N	6300	38.6	-11.6	0.0	6.6	0.0	0.0	20.5
477	593868.90	4782622.56	0.10	0	N	8000	35.9	-11.6	0.0	6.6	0.0	0.0	17.7
477	593868.90	4782622.56	0.10	0	N	10000	32.3	-11.6	0.0	6.6	0.0	0.0	14.1
478	593879.46	4782619.29	0.10	0	D	50	21.9	-13.5	0.0	-6.0	0.0	0.0	14.4
478	593879.46	4782619.29	0.10	0	D	63	29.2	-13.5	0.0	-5.9	0.0	0.0	21.6
478	593879.46	4782619.29	0.10	0	D	80	33.4	-13.5	0.0	-5.9	0.0	0.0	25.8
478	593879.46	4782619.29	0.10	0	D	100	35.7	-13.5	0.0	-5.9	0.0	0.0	28.0
478	593879.46	4782619.29	0.10	0	D	125	37.3	-13.5	0.0	-5.8	0.0	0.0	29.5
478	593879.46	4782619.29	0.10	0	D	160	39.0	-13.5	0.0	-5.6	0.0	0.0	31.1
478	593879.46	4782619.29	0.10	0	D	200	41.0	-13.5	0.0	-5.4	0.0	0.0	32.9
478	593879.46	4782619.29	0.10	0	D	250	44.2	-13.5	0.0	-5.1	0.0	0.0	35.8
478	593879.46	4782619.29	0.10	0	D	315	44.7	-13.5	0.0	-4.6	0.0	0.0	35.8
478	593879.46	4782619.29	0.10	0	D	400	45.1	-13.5	0.0	-3.8	0.0	0.0	35.4
478	593879.46	4782619.29	0.10	0	D	500	47.5	-13.5	0.0	-2.8	0.0	0.0	36.8
478	593879.46	4782619.29	0.10	0	D	630	49.0	-13.5	0.0	-1.3	0.0	0.0	36.8
478	593879.46	4782619.29	0.10	0	D	800	47.9	-13.5	0.0	0.7	0.0	0.0	33.6
478	593879.46	4782619.29	0.10	0	D	1000	48.5	-13.5	0.0	2.8	0.0	0.0	32.2
478	593879.46	4782619.29	0.10	0	D	1250	47.4	-13.5	0.0	4.7	0.0	0.0	29.1
478	593879.46	4782619.29	0.10	0	D	1600	46.7	-13.5	0.0	6.8	0.0	0.0	26.4
478	593879.46	4782619.29	0.10	0	D	2000	46.0	-13.5	0.0	8.6	0.0	0.0	23.8
478	593879.46	4782619.29	0.10	0	D	2500	44.9	-13.5	0.0	10.0	0.0	0.0	21.4
478	593879.46	4782619.29	0.10	0	D	3150	44.3	-13.5	0.0	9.8	0.0	0.0	21.0
478	593879.46	4782619.29	0.10	0	D	4000	42.7	-13.5	0.0	7.7	0.0	0.0	21.4
478	593879.46	4782619.29	0.10	0	D	5000	40.8	-13.5	0.0	5.5	0.0	0.0	21.8
478	593879.46	4782619.29	0.10	0	D	6300	38.7	-13.5	0.0	5.5	0.0	0.0	19.6
478	593879.46	4782619.29	0.10	0	D	8000	36.0	-13.5	0.0	5.5	0.0	0.0	16.9
478	593879.46	4782619.29	0.10	0	D	10000	32.3	-13.5	0.0	5.5	0.0	0.0	13.3
478	593879.46	4782619.29	0.10	0	N	50	21.9	-13.5	0.0	-6.0	0.0	0.0	14.3
478	593879.46	4782619.29	0.10	0	N	63	29.2	-13.5	0.0	-5.9	0.0	0.0	21.6
478	593879.46	4782619.29	0.10	0	N	80	33.4	-13.5	0.0	-5.9	0.0	0.0	25.7
478	593879.46	4782619.29	0.10	0	N	100	35.7	-13.5	0.0	-5.9	0.0	0.0	28.0
478	593879.46	4782619.29	0.10	0	N	125	37.2	-13.5	0.0	-5.8	0.0	0.0	29.4
478	593879.46	4782619.29	0.10	0	N	160	38.9	-13.5	0.0	-5.6	0.0	0.0	31.0
478	593879.46	4782619.29	0.10	0	N	200	40.9	-13.5	0.0	-5.4	0.0	0.0	32.8
478	593879.46	4782619.29	0.10	0	N	250	44.2	-13.5	0.0	-5.1	0.0	0.0	35.7
478	593879.46	4782619.29	0.10	0	N	315	44.7	-13.5	0.0	-4.6	0.0	0.0	35.7
478	593879.46	4782619.29	0.10	0	N	400	45.1	-13.5	0.0	-3.8	0.0	0.0	35.4
478	593879.46	4782619.29	0.10	0	N	500	47.5	-13.5	0.0	-2.8	0.0	0.0	36.7
478	593879.46	4782619.29	0.10	0	N	630	49.0	-13.5	0.0	-1.3	0.0	0.0	36.7
478	593879.46	4782619.29	0.10	0	N	800	47.8	-13.5	0.0	0.7	0.0	0.0	33.6
478	593879.46	4782619.29	0.10	0	N	1000	48.4	-13.5	0.0	2.8	0.0	0.0	32.1
478	593879.46	4782619.29	0.10	0	N	1250	47.3	-13.5	0.0	4.7	0.0	0.0	29.1
478	593879.46	4782619.29	0.10	0	N	1600	46.7	-13.5	0.0	6.8	0.0	0.0	26.4
478	593879.46	4782619.29	0.10	0	N	2000	45.9	-13.5	0.0	8.6	0.0	0.0	23.8

Road, TNM, Name: "Rymal 6 eastbound", ID: "!02!Rymal6_EB"													
Nr.	X	Y	Z	Refl.	DEN	Freq.	Lw	Ad	Aair	Agr	Afol	RL	Lr
	(m)	(m)	(m)			(Hz)	dB(A)	(dB)	(dB)	(dB)	(dB)	(dB)	dB(A)
478	593879.46	4782619.29	0.10	0	N	2500	44.9	-13.5	0.0	10.0	0.0	0.0	21.3
478	593879.46	4782619.29	0.10	0	N	3150	44.2	-13.5	0.0	9.8	0.0	0.0	20.9
478	593879.46	4782619.29	0.10	0	N	4000	42.6	-13.5	0.0	7.7	0.0	0.0	21.3
478	593879.46	4782619.29	0.10	0	N	5000	40.8	-13.5	0.0	5.5	0.0	0.0	21.7
478	593879.46	4782619.29	0.10	0	N	6300	38.6	-13.5	0.0	5.5	0.0	0.0	19.6
478	593879.46	4782619.29	0.10	0	N	8000	35.9	-13.5	0.0	5.5	0.0	0.0	16.8
478	593879.46	4782619.29	0.10	0	N	10000	32.3	-13.5	0.0	5.5	0.0	0.0	13.2
479	593886.51	4782617.10	0.10	0	D	50	21.9	-13.5	0.0	-6.0	0.0	0.0	14.5
479	593886.51	4782617.10	0.10	0	D	63	29.2	-13.5	0.0	-5.9	0.0	0.0	21.7
479	593886.51	4782617.10	0.10	0	D	80	33.4	-13.5	0.0	-5.9	0.0	0.0	25.9
479	593886.51	4782617.10	0.10	0	D	100	35.7	-13.5	0.0	-5.9	0.0	0.0	28.1
479	593886.51	4782617.10	0.10	0	D	125	37.3	-13.5	0.0	-5.8	0.0	0.0	29.6
479	593886.51	4782617.10	0.10	0	D	160	39.0	-13.5	0.0	-5.6	0.0	0.0	31.2
479	593886.51	4782617.10	0.10	0	D	200	41.0	-13.5	0.0	-5.4	0.0	0.0	33.0
479	593886.51	4782617.10	0.10	0	D	250	44.2	-13.5	0.0	-5.1	0.0	0.0	35.9
479	593886.51	4782617.10	0.10	0	D	315	44.7	-13.5	0.0	-4.6	0.0	0.0	35.9
479	593886.51	4782617.10	0.10	0	D	400	45.1	-13.5	0.0	-3.8	0.0	0.0	35.5
479	593886.51	4782617.10	0.10	0	D	500	47.5	-13.5	0.0	-2.8	0.0	0.0	36.8
479	593886.51	4782617.10	0.10	0	D	630	49.0	-13.5	0.0	-1.3	0.0	0.0	36.9
479	593886.51	4782617.10	0.10	0	D	800	47.9	-13.5	0.0	0.7	0.0	0.0	33.7
479	593886.51	4782617.10	0.10	0	D	1000	48.5	-13.5	0.0	2.7	0.0	0.0	32.3
479	593886.51	4782617.10	0.10	0	D	1250	47.4	-13.5	0.0	4.7	0.0	0.0	29.2
479	593886.51	4782617.10	0.10	0	D	1600	46.7	-13.5	0.0	6.7	0.0	0.0	26.5
479	593886.51	4782617.10	0.10	0	D	2000	46.0	-13.5	0.0	8.6	0.0	0.0	24.0
479	593886.51	4782617.10	0.10	0	D	2500	44.9	-13.5	0.0	9.9	0.0	0.0	21.5
479	593886.51	4782617.10	0.10	0	D	3150	44.3	-13.5	0.0	9.7	0.0	0.0	21.1
479	593886.51	4782617.10	0.10	0	D	4000	42.7	-13.5	0.0	7.7	0.0	0.0	21.5
479	593886.51	4782617.10	0.10	0	D	5000	40.8	-13.5	0.0	5.5	0.0	0.0	21.9
479	593886.51	4782617.10	0.10	0	D	6300	38.7	-13.5	0.0	5.5	0.0	0.0	19.8
479	593886.51	4782617.10	0.10	0	D	8000	36.0	-13.5	0.0	5.5	0.0	0.0	17.0
479	593886.51	4782617.10	0.10	0	D	10000	32.3	-13.5	0.0	5.5	0.0	0.0	13.4
479	593886.51	4782617.10	0.10	0	N	50	21.9	-13.5	0.0	-6.0	0.0	0.0	14.4
479	593886.51	4782617.10	0.10	0	N	63	29.2	-13.5	0.0	-5.9	0.0	0.0	21.6
479	593886.51	4782617.10	0.10	0	N	80	33.4	-13.5	0.0	-5.9	0.0	0.0	25.8
479	593886.51	4782617.10	0.10	0	N	100	35.7	-13.5	0.0	-5.9	0.0	0.0	28.0
479	593886.51	4782617.10	0.10	0	N	125	37.2	-13.5	0.0	-5.8	0.0	0.0	29.5
479	593886.51	4782617.10	0.10	0	N	160	38.9	-13.5	0.0	-5.6	0.0	0.0	31.1
479	593886.51	4782617.10	0.10	0	N	200	40.9	-13.5	0.0	-5.4	0.0	0.0	32.9
479	593886.51	4782617.10	0.10	0	N	250	44.2	-13.5	0.0	-5.1	0.0	0.0	35.8
479	593886.51	4782617.10	0.10	0	N	315	44.7	-13.5	0.0	-4.6	0.0	0.0	35.8
479	593886.51	4782617.10	0.10	0	N	400	45.1	-13.5	0.0	-3.8	0.0	0.0	35.4
479	593886.51	4782617.10	0.10	0	N	500	47.5	-13.5	0.0	-2.8	0.0	0.0	36.8
479	593886.51	4782617.10	0.10	0	N	630	49.0	-13.5	0.0	-1.3	0.0	0.0	36.8
479	593886.51	4782617.10	0.10	0	N	800	47.8	-13.5	0.0	0.7	0.0	0.0	33.7
479	593886.51	4782617.10	0.10	0	N	1000	48.4	-13.5	0.0	2.7	0.0	0.0	32.2
479	593886.51	4782617.10	0.10	0	N	1250	47.3	-13.5	0.0	4.7	0.0	0.0	29.2
479	593886.51	4782617.10	0.10	0	N	1600	46.7	-13.5	0.0	6.7	0.0	0.0	26.5
479	593886.51	4782617.10	0.10	0	N	2000	45.9	-13.5	0.0	8.6	0.0	0.0	23.9
479	593886.51	4782617.10	0.10	0	N	2500	44.9	-13.5	0.0	9.9	0.0	0.0	21.5
479	593886.51	4782617.10	0.10	0	N	3150	44.2	-13.5	0.0	9.7	0.0	0.0	21.1
479	593886.51	4782617.10	0.10	0	N	4000	42.6	-13.5	0.0	7.7	0.0	0.0	21.5
479	593886.51	4782617.10	0.10	0	N	5000	40.8	-13.5	0.0	5.5	0.0	0.0	21.9
479	593886.51	4782617.10	0.10	0	N	6300	38.6	-13.5	0.0	5.5	0.0	0.0	19.7
479	593886.51	4782617.10	0.10	0	N	8000	35.9	-13.5	0.0	5.5	0.0	0.0	17.0
479	593886.51	4782617.10	0.10	0	N	10000	32.3	-13.5	0.0	5.5	0.0	0.0	13.4
480	593897.07	4782613.82	0.10	0	D	50	21.9	-11.4	0.0	-6.0	0.0	0.0	16.6
480	593897.07	4782613.82	0.10	0	D	63	29.2	-11.4	0.0	-5.9	0.0	0.0	23.8
480	593897.07	4782613.82	0.10	0	D	80	33.4	-11.4	0.0	-5.9	0.0	0.0	28.0
480	593897.07	4782613.82	0.10	0	D	100	35.7	-11.4	0.0	-5.9	0.0	0.0	30.2
480	593897.07	4782613.82	0.10	0	D	125	37.3	-11.4	0.0	-5.8	0.0	0.0	31.7
480	593897.07	4782613.82	0.10	0	D	160	39.0	-11.4	0.0	-5.6	0.0	0.0	33.3
480	593897.07	4782613.82	0.10	0	D	200	41.0	-11.4	0.0	-5.4	0.0	0.0	35.1
480	593897.07	4782613.82	0.10	0	D	250	44.2	-11.4	0.0	-5.1	0.0	0.0	37.9

Road, TNM, Name: "Rymal 6 eastbound", ID: "!02!Rymal6_EB"													
Nr.	X	Y	Z	Refl.	DEN	Freq.	Lw	Ad	Aair	Agr	Afol	RL	Lr
	(m)	(m)	(m)			(Hz)	dB(A)	(dB)	(dB)	(dB)	(dB)	(dB)	dB(A)
480	593897.07	4782613.82	0.10	0	D	315	44.7	-11.4	0.0	-4.5	0.0	0.0	37.9
480	593897.07	4782613.82	0.10	0	D	400	45.1	-11.4	0.0	-3.7	0.0	0.0	37.5
480	593897.07	4782613.82	0.10	0	D	500	47.5	-11.4	0.0	-2.6	0.0	0.0	38.7
480	593897.07	4782613.82	0.10	0	D	630	49.0	-11.4	0.0	-0.9	0.0	0.0	38.6
480	593897.07	4782613.82	0.10	0	D	800	47.9	-11.4	0.0	1.2	0.0	0.0	35.3
480	593897.07	4782613.82	0.10	0	D	1000	48.5	-11.4	0.0	3.4	0.0	0.0	33.7
480	593897.07	4782613.82	0.10	0	D	1250	47.4	-11.4	0.0	5.4	0.0	0.0	30.6
480	593897.07	4782613.82	0.10	0	D	1600	46.7	-11.4	0.0	7.5	0.0	0.0	27.9
480	593897.07	4782613.82	0.10	0	D	2000	46.0	-11.4	0.0	9.3	0.0	0.0	25.3
480	593897.07	4782613.82	0.10	0	D	2500	44.9	-11.4	0.0	10.7	0.0	0.0	22.9
480	593897.07	4782613.82	0.10	0	D	3150	44.3	-11.4	0.0	10.5	0.0	0.0	22.5
480	593897.07	4782613.82	0.10	0	D	4000	42.7	-11.4	0.0	8.5	0.0	0.0	22.8
480	593897.07	4782613.82	0.10	0	D	5000	40.8	-11.4	0.0	6.4	0.0	0.0	23.1
480	593897.07	4782613.82	0.10	0	D	6300	38.7	-11.4	0.0	6.4	0.0	0.0	21.0
480	593897.07	4782613.82	0.10	0	D	8000	36.0	-11.4	0.0	6.4	0.0	0.0	18.3
480	593897.07	4782613.82	0.10	0	D	10000	32.3	-11.4	0.0	6.4	0.0	0.0	14.6
480	593897.07	4782613.82	0.10	0	N	50	21.9	-11.4	0.0	-6.0	0.0	0.0	16.5
480	593897.07	4782613.82	0.10	0	N	63	29.2	-11.4	0.0	-5.9	0.0	0.0	23.7
480	593897.07	4782613.82	0.10	0	N	80	33.4	-11.4	0.0	-5.9	0.0	0.0	27.9
480	593897.07	4782613.82	0.10	0	N	100	35.7	-11.4	0.0	-5.9	0.0	0.0	30.2
480	593897.07	4782613.82	0.10	0	N	125	37.2	-11.4	0.0	-5.8	0.0	0.0	31.6
480	593897.07	4782613.82	0.10	0	N	160	38.9	-11.4	0.0	-5.6	0.0	0.0	33.2
480	593897.07	4782613.82	0.10	0	N	200	40.9	-11.4	0.0	-5.4	0.0	0.0	35.0
480	593897.07	4782613.82	0.10	0	N	250	44.2	-11.4	0.0	-5.1	0.0	0.0	37.9
480	593897.07	4782613.82	0.10	0	N	315	44.7	-11.4	0.0	-4.5	0.0	0.0	37.8
480	593897.07	4782613.82	0.10	0	N	400	45.1	-11.4	0.0	-3.7	0.0	0.0	37.4
480	593897.07	4782613.82	0.10	0	N	500	47.5	-11.4	0.0	-2.6	0.0	0.0	38.7
480	593897.07	4782613.82	0.10	0	N	630	49.0	-11.4	0.0	-0.9	0.0	0.0	38.6
480	593897.07	4782613.82	0.10	0	N	800	47.8	-11.4	0.0	1.2	0.0	0.0	35.2
480	593897.07	4782613.82	0.10	0	N	1000	48.4	-11.4	0.0	3.4	0.0	0.0	33.6
480	593897.07	4782613.82	0.10	0	N	1250	47.3	-11.4	0.0	5.4	0.0	0.0	30.6
480	593897.07	4782613.82	0.10	0	N	1600	46.7	-11.4	0.0	7.5	0.0	0.0	27.9
480	593897.07	4782613.82	0.10	0	N	2000	45.9	-11.4	0.0	9.3	0.0	0.0	25.3
480	593897.07	4782613.82	0.10	0	N	2500	44.9	-11.4	0.0	10.7	0.0	0.0	22.8
480	593897.07	4782613.82	0.10	0	N	3150	44.2	-11.4	0.0	10.5	0.0	0.0	22.4
480	593897.07	4782613.82	0.10	0	N	4000	42.6	-11.4	0.0	8.5	0.0	0.0	22.7
480	593897.07	4782613.82	0.10	0	N	5000	40.8	-11.4	0.0	6.4	0.0	0.0	23.1
480	593897.07	4782613.82	0.10	0	N	6300	38.6	-11.4	0.0	6.4	0.0	0.0	20.9
480	593897.07	4782613.82	0.10	0	N	8000	35.9	-11.4	0.0	6.4	0.0	0.0	18.2
480	593897.07	4782613.82	0.10	0	N	10000	32.3	-11.4	0.0	6.4	0.0	0.0	14.6
481	593911.15	4782609.46	0.10	0	D	50	21.9	-13.4	0.0	-6.0	0.0	0.0	14.5
481	593911.15	4782609.46	0.10	0	D	63	29.2	-13.4	0.0	-5.9	0.0	0.0	21.7
481	593911.15	4782609.46	0.10	0	D	80	33.4	-13.4	0.0	-5.9	0.0	0.0	25.9
481	593911.15	4782609.46	0.10	0	D	100	35.7	-13.4	0.0	-5.8	0.0	0.0	28.1
481	593911.15	4782609.46	0.10	0	D	125	37.3	-13.4	0.0	-5.8	0.0	0.0	29.6
481	593911.15	4782609.46	0.10	0	D	160	39.0	-13.4	0.0	-5.6	0.0	0.0	31.2
481	593911.15	4782609.46	0.10	0	D	200	41.0	-13.4	0.0	-5.4	0.0	0.0	32.9
481	593911.15	4782609.46	0.10	0	D	250	44.2	-13.4	0.0	-5.0	0.0	0.0	35.7
481	593911.15	4782609.46	0.10	0	D	315	44.7	-13.4	0.0	-4.3	0.0	0.0	35.6
481	593911.15	4782609.46	0.10	0	D	400	45.1	-13.4	0.0	-3.4	0.0	0.0	35.0
481	593911.15	4782609.46	0.10	0	D	500	47.5	-13.4	0.0	-2.0	0.0	0.0	36.1
481	593911.15	4782609.46	0.10	0	D	630	49.0	-13.4	0.0	0.0	0.0	0.0	35.5
481	593911.15	4782609.46	0.10	0	D	800	47.9	-13.4	0.0	2.7	0.0	0.0	31.7
481	593911.15	4782609.46	0.10	0	D	1000	48.5	-13.4	0.0	5.2	0.0	0.0	29.8
481	593911.15	4782609.46	0.10	0	D	1250	47.4	-13.4	0.0	7.3	0.0	0.0	26.6
481	593911.15	4782609.46	0.10	0	D	1600	46.7	-13.4	0.0	9.3	0.0	0.0	24.0
481	593911.15	4782609.46	0.10	0	D	2000	46.0	-13.4	0.0	11.2	0.0	0.0	21.4
481	593911.15	4782609.46	0.10	0	D	2500	44.9	-13.4	0.0	12.6	0.0	0.0	18.9
481	593911.15	4782609.46	0.10	0	D	3150	44.3	-13.4	0.0	12.4	0.0	0.0	18.4
481	593911.15	4782609.46	0.10	0	D	4000	42.7	-13.4	0.0	10.6	0.0	0.0	18.6
481	593911.15	4782609.46	0.10	0	D	5000	40.8	-13.4	0.0	8.6	0.0	0.0	18.8
481	593911.15	4782609.46	0.10	0	D	6300	38.7	-13.4	0.0	8.6	0.0	0.0	16.7
481	593911.15	4782609.46	0.10	0	D	8000	36.0	-13.4	0.0	8.6	0.0	0.0	13.9

Road, TNM, Name: "Rymal 6 eastbound", ID: "!02!Rymal6_EB"													
Nr.	X	Y	Z	Refl.	DEN	Freq.	Lw	Ad	Aair	Agr	Afol	RL	Lr
	(m)	(m)	(m)			(Hz)	dB(A)	(dB)	(dB)	(dB)	(dB)	(dB)	dB(A)
481	593911.15	4782609.46	0.10	0	D	10000	32.3	-13.4	0.0	8.6	0.0	0.0	10.3
481	593911.15	4782609.46	0.10	0	N	50	21.9	-13.4	0.0	-6.0	0.0	0.0	14.4
481	593911.15	4782609.46	0.10	0	N	63	29.2	-13.4	0.0	-5.9	0.0	0.0	21.6
481	593911.15	4782609.46	0.10	0	N	80	33.4	-13.4	0.0	-5.9	0.0	0.0	25.8
481	593911.15	4782609.46	0.10	0	N	100	35.7	-13.4	0.0	-5.8	0.0	0.0	28.1
481	593911.15	4782609.46	0.10	0	N	125	37.2	-13.4	0.0	-5.8	0.0	0.0	29.5
481	593911.15	4782609.46	0.10	0	N	160	38.9	-13.4	0.0	-5.6	0.0	0.0	31.1
481	593911.15	4782609.46	0.10	0	N	200	40.9	-13.4	0.0	-5.4	0.0	0.0	32.9
481	593911.15	4782609.46	0.10	0	N	250	44.2	-13.4	0.0	-5.0	0.0	0.0	35.7
481	593911.15	4782609.46	0.10	0	N	315	44.7	-13.4	0.0	-4.3	0.0	0.0	35.6
481	593911.15	4782609.46	0.10	0	N	400	45.1	-13.4	0.0	-3.4	0.0	0.0	35.0
481	593911.15	4782609.46	0.10	0	N	500	47.5	-13.4	0.0	-2.0	0.0	0.0	36.0
481	593911.15	4782609.46	0.10	0	N	630	49.0	-13.4	0.0	0.0	0.0	0.0	35.5
481	593911.15	4782609.46	0.10	0	N	800	47.8	-13.4	0.0	2.7	0.0	0.0	31.6
481	593911.15	4782609.46	0.10	0	N	1000	48.4	-13.4	0.0	5.2	0.0	0.0	29.7
481	593911.15	4782609.46	0.10	0	N	1250	47.3	-13.4	0.0	7.3	0.0	0.0	26.6
481	593911.15	4782609.46	0.10	0	N	1600	46.7	-13.4	0.0	9.3	0.0	0.0	23.9
481	593911.15	4782609.46	0.10	0	N	2000	45.9	-13.4	0.0	11.2	0.0	0.0	21.3
481	593911.15	4782609.46	0.10	0	N	2500	44.9	-13.4	0.0	12.6	0.0	0.0	18.9
481	593911.15	4782609.46	0.10	0	N	3150	44.2	-13.4	0.0	12.4	0.0	0.0	18.4
481	593911.15	4782609.46	0.10	0	N	4000	42.6	-13.4	0.0	10.6	0.0	0.0	18.5
481	593911.15	4782609.46	0.10	0	N	5000	40.8	-13.4	0.0	8.6	0.0	0.0	18.7
481	593911.15	4782609.46	0.10	0	N	6300	38.6	-13.4	0.0	8.6	0.0	0.0	16.6
481	593911.15	4782609.46	0.10	0	N	8000	35.9	-13.4	0.0	8.6	0.0	0.0	13.8
481	593911.15	4782609.46	0.10	0	N	10000	32.3	-13.4	0.0	8.6	0.0	0.0	10.2
482	593930.18	4782603.56	0.10	0	D	50	21.9	-14.0	0.0	-6.0	0.0	0.0	14.0
482	593930.18	4782603.56	0.10	0	D	63	29.2	-14.0	0.0	-5.9	0.0	0.0	21.2
482	593930.18	4782603.56	0.10	0	D	80	33.4	-14.0	0.0	-5.9	0.0	0.0	25.4
482	593930.18	4782603.56	0.10	0	D	100	35.7	-14.0	0.0	-5.8	0.0	0.0	27.6
482	593930.18	4782603.56	0.10	0	D	125	37.3	-14.0	0.0	-5.7	0.0	0.0	29.0
482	593930.18	4782603.56	0.10	0	D	160	39.0	-14.0	0.0	-5.5	0.0	0.0	30.6
482	593930.18	4782603.56	0.10	0	D	200	41.0	-14.0	0.0	-5.3	0.0	0.0	32.3
482	593930.18	4782603.56	0.10	0	D	250	44.2	-14.0	0.0	-4.8	0.0	0.0	35.1
482	593930.18	4782603.56	0.10	0	D	315	44.7	-14.0	0.0	-4.0	0.0	0.0	34.8
482	593930.18	4782603.56	0.10	0	D	400	45.1	-14.0	0.0	-2.8	0.0	0.0	33.9
482	593930.18	4782603.56	0.10	0	D	500	47.5	-14.0	0.0	-1.0	0.0	0.0	34.5
482	593930.18	4782603.56	0.10	0	D	630	49.0	-14.0	0.0	1.8	0.0	0.0	33.3
482	593930.18	4782603.56	0.10	0	D	800	47.9	-14.0	0.0	5.3	0.0	0.0	28.6
482	593930.18	4782603.56	0.10	0	D	1000	48.5	-14.0	0.0	8.1	0.0	0.0	26.4
482	593930.18	4782603.56	0.10	0	D	1250	47.4	-14.0	0.0	10.1	0.0	0.0	23.4
482	593930.18	4782603.56	0.10	0	D	1600	46.7	-14.0	0.0	12.0	0.0	0.0	20.8
482	593930.18	4782603.56	0.10	0	D	2000	46.0	-14.0	0.0	13.9	0.0	0.0	18.2
482	593930.18	4782603.56	0.10	0	D	2500	44.9	-14.0	0.0	15.3	0.0	0.0	15.7
482	593930.18	4782603.56	0.10	0	D	3150	44.3	-14.0	0.0	15.3	0.0	0.0	15.0
482	593930.18	4782603.56	0.10	0	D	4000	42.7	-14.0	0.0	13.7	0.0	0.0	15.0
482	593930.18	4782603.56	0.10	0	D	5000	40.8	-14.0	0.0	12.0	0.0	0.0	14.9
482	593930.18	4782603.56	0.10	0	D	6300	38.7	-14.0	0.0	12.0	0.0	0.0	12.7
482	593930.18	4782603.56	0.10	0	D	8000	36.0	-14.0	0.0	12.0	0.0	0.0	10.0
482	593930.18	4782603.56	0.10	0	D	10000	32.3	-14.0	0.0	12.0	0.0	0.0	6.4
482	593930.18	4782603.56	0.10	0	N	50	21.9	-14.0	0.0	-6.0	0.0	0.0	13.9
482	593930.18	4782603.56	0.10	0	N	63	29.2	-14.0	0.0	-5.9	0.0	0.0	21.1
482	593930.18	4782603.56	0.10	0	N	80	33.4	-14.0	0.0	-5.9	0.0	0.0	25.3
482	593930.18	4782603.56	0.10	0	N	100	35.7	-14.0	0.0	-5.8	0.0	0.0	27.5
482	593930.18	4782603.56	0.10	0	N	125	37.2	-14.0	0.0	-5.7	0.0	0.0	29.0
482	593930.18	4782603.56	0.10	0	N	160	38.9	-14.0	0.0	-5.5	0.0	0.0	30.5
482	593930.18	4782603.56	0.10	0	N	200	40.9	-14.0	0.0	-5.3	0.0	0.0	32.3
482	593930.18	4782603.56	0.10	0	N	250	44.2	-14.0	0.0	-4.8	0.0	0.0	35.0
482	593930.18	4782603.56	0.10	0	N	315	44.7	-14.0	0.0	-4.0	0.0	0.0	34.7
482	593930.18	4782603.56	0.10	0	N	400	45.1	-14.0	0.0	-2.8	0.0	0.0	33.9
482	593930.18	4782603.56	0.10	0	N	500	47.5	-14.0	0.0	-1.0	0.0	0.0	34.5
482	593930.18	4782603.56	0.10	0	N	630	49.0	-14.0	0.0	1.8	0.0	0.0	33.2
482	593930.18	4782603.56	0.10	0	N	800	47.8	-14.0	0.0	5.3	0.0	0.0	28.5
482	593930.18	4782603.56	0.10	0	N	1000	48.4	-14.0	0.0	8.1	0.0	0.0	26.3

Road, TNM, Name: "Rymal 6 eastbound", ID: "!02!Rymal6_EB"													
Nr.	X	Y	Z	Refl.	DEN	Freq.	Lw	Ad	Aair	Agr	Afol	RL	Lr
	(m)	(m)	(m)			(Hz)	dB(A)	(dB)	(dB)	(dB)	(dB)	(dB)	dB(A)
482	593930.18	4782603.56	0.10	0	N	1250	47.3	-14.0	0.0	10.1	0.0	0.0	23.3
482	593930.18	4782603.56	0.10	0	N	1600	46.7	-14.0	0.0	12.0	0.0	0.0	20.7
482	593930.18	4782603.56	0.10	0	N	2000	45.9	-14.0	0.0	13.9	0.0	0.0	18.1
482	593930.18	4782603.56	0.10	0	N	2500	44.9	-14.0	0.0	15.3	0.0	0.0	15.6
482	593930.18	4782603.56	0.10	0	N	3150	44.2	-14.0	0.0	15.3	0.0	0.0	15.0
482	593930.18	4782603.56	0.10	0	N	4000	42.6	-14.0	0.0	13.7	0.0	0.0	14.9
482	593930.18	4782603.56	0.10	0	N	5000	40.8	-14.0	0.0	12.0	0.0	0.0	14.8
482	593930.18	4782603.56	0.10	0	N	6300	38.6	-14.0	0.0	12.0	0.0	0.0	12.7
482	593930.18	4782603.56	0.10	0	N	8000	35.9	-14.0	0.0	12.0	0.0	0.0	9.9
482	593930.18	4782603.56	0.10	0	N	10000	32.3	-14.0	0.0	12.0	0.0	0.0	6.3
483	593954.14	4782596.12	0.10	0	D	50	21.9	-17.0	0.0	-6.0	0.0	0.0	11.0
483	593954.14	4782596.12	0.10	0	D	63	29.2	-17.0	0.0	-5.9	0.0	0.0	18.2
483	593954.14	4782596.12	0.10	0	D	80	33.4	-17.0	0.0	-5.9	0.0	0.0	22.3
483	593954.14	4782596.12	0.10	0	D	100	35.7	-17.0	0.0	-5.8	0.0	0.0	24.6
483	593954.14	4782596.12	0.10	0	D	125	37.3	-17.0	0.0	-5.7	0.0	0.0	26.0
483	593954.14	4782596.12	0.10	0	D	160	39.0	-17.0	0.0	-5.5	0.0	0.0	27.5
483	593954.14	4782596.12	0.10	0	D	200	41.0	-17.0	0.0	-5.2	0.0	0.0	29.2
483	593954.14	4782596.12	0.10	0	D	250	44.2	-17.0	0.0	-4.6	0.0	0.0	31.8
483	593954.14	4782596.12	0.10	0	D	315	44.7	-17.0	0.0	-3.6	0.0	0.0	31.4
483	593954.14	4782596.12	0.10	0	D	400	45.1	-17.0	0.0	-2.0	0.0	0.0	30.2
483	593954.14	4782596.12	0.10	0	D	500	47.5	-17.0	0.0	0.4	0.0	0.0	30.1
483	593954.14	4782596.12	0.10	0	D	630	49.0	-17.0	0.0	4.1	0.0	0.0	27.9
483	593954.14	4782596.12	0.10	0	D	800	47.9	-17.0	0.0	8.6	0.0	0.0	22.3
483	593954.14	4782596.12	0.10	0	D	1000	48.5	-17.0	0.0	11.3	0.0	0.0	20.1
483	593954.14	4782596.12	0.10	0	D	1250	47.4	-17.0	0.0	13.0	0.0	0.0	17.4
483	593954.14	4782596.12	0.10	0	D	1600	46.7	-17.0	0.0	14.9	0.0	0.0	14.9
483	593954.14	4782596.12	0.10	0	D	2000	46.0	-17.0	0.0	16.8	0.0	0.0	12.2
483	593954.14	4782596.12	0.10	0	D	2500	44.9	-17.0	0.0	18.3	0.0	0.0	9.6
483	593954.14	4782596.12	0.10	0	D	3150	44.3	-17.0	0.0	18.5	0.0	0.0	8.8
483	593954.14	4782596.12	0.10	0	D	4000	42.7	-17.0	0.0	17.2	0.0	0.0	8.5
483	593954.14	4782596.12	0.10	0	D	5000	40.8	-17.0	0.0	15.9	0.0	0.0	8.0
483	593954.14	4782596.12	0.10	0	D	6300	38.7	-17.0	0.0	15.9	0.0	0.0	5.8
483	593954.14	4782596.12	0.10	0	D	8000	36.0	-17.0	0.0	15.9	0.0	0.0	3.1
483	593954.14	4782596.12	0.10	0	N	50	21.9	-17.0	0.0	-6.0	0.0	0.0	10.9
483	593954.14	4782596.12	0.10	0	N	63	29.2	-17.0	0.0	-5.9	0.0	0.0	18.1
483	593954.14	4782596.12	0.10	0	N	80	33.4	-17.0	0.0	-5.9	0.0	0.0	22.3
483	593954.14	4782596.12	0.10	0	N	100	35.7	-17.0	0.0	-5.8	0.0	0.0	24.5
483	593954.14	4782596.12	0.10	0	N	125	37.2	-17.0	0.0	-5.7	0.0	0.0	25.9
483	593954.14	4782596.12	0.10	0	N	160	38.9	-17.0	0.0	-5.5	0.0	0.0	27.4
483	593954.14	4782596.12	0.10	0	N	200	40.9	-17.0	0.0	-5.2	0.0	0.0	29.1
483	593954.14	4782596.12	0.10	0	N	250	44.2	-17.0	0.0	-4.6	0.0	0.0	31.8
483	593954.14	4782596.12	0.10	0	N	315	44.7	-17.0	0.0	-3.6	0.0	0.0	31.3
483	593954.14	4782596.12	0.10	0	N	400	45.1	-17.0	0.0	-2.0	0.0	0.0	30.1
483	593954.14	4782596.12	0.10	0	N	500	47.5	-17.0	0.0	0.4	0.0	0.0	30.1
483	593954.14	4782596.12	0.10	0	N	630	49.0	-17.0	0.0	4.1	0.0	0.0	27.9
483	593954.14	4782596.12	0.10	0	N	800	47.8	-17.0	0.0	8.6	0.0	0.0	22.2
483	593954.14	4782596.12	0.10	0	N	1000	48.4	-17.0	0.0	11.3	0.0	0.0	20.1
483	593954.14	4782596.12	0.10	0	N	1250	47.3	-17.0	0.0	13.0	0.0	0.0	17.3
483	593954.14	4782596.12	0.10	0	N	1600	46.7	-17.0	0.0	14.9	0.0	0.0	14.8
483	593954.14	4782596.12	0.10	0	N	2000	45.9	-17.0	0.0	16.8	0.0	0.0	12.2
483	593954.14	4782596.12	0.10	0	N	2500	44.9	-17.0	0.0	18.3	0.0	0.0	9.6
483	593954.14	4782596.12	0.10	0	N	3150	44.2	-17.0	0.0	18.5	0.0	0.0	8.8
483	593954.14	4782596.12	0.10	0	N	4000	42.6	-17.0	0.0	17.2	0.0	0.0	8.4
483	593954.14	4782596.12	0.10	0	N	5000	40.8	-17.0	0.0	15.9	0.0	0.0	7.9
483	593954.14	4782596.12	0.10	0	N	6300	38.6	-17.0	0.0	15.9	0.0	0.0	5.8
483	593954.14	4782596.12	0.10	0	N	8000	35.9	-17.0	0.0	15.9	0.0	0.0	3.0
484	593990.08	4782584.98	0.10	0	D	50	21.9	-17.1	0.0	-6.0	0.0	0.0	10.8
484	593990.08	4782584.98	0.10	0	D	63	29.2	-17.1	0.0	-5.9	0.0	0.0	18.0
484	593990.08	4782584.98	0.10	0	D	80	33.4	-17.1	0.0	-5.9	0.0	0.0	22.2
484	593990.08	4782584.98	0.10	0	D	100	35.7	-17.1	0.0	-5.8	0.0	0.0	24.4
484	593990.08	4782584.98	0.10	0	D	125	37.3	-17.1	0.0	-5.6	0.0	0.0	25.8
484	593990.08	4782584.98	0.10	0	D	160	39.0	-17.1	0.0	-5.4	0.0	0.0	27.2
484	593990.08	4782584.98	0.10	0	D	200	41.0	-17.1	0.0	-5.0	0.0	0.0	28.9

Road, TNM, Name: "Rymal 6 eastbound", ID: "!02!Rymal6_EB"													
Nr.	X	Y	Z	Refl.	DEN	Freq.	Lw	Ad	Aair	Agr	Afol	RL	Lr
	(m)	(m)	(m)			(Hz)	dB(A)	(dB)	(dB)	(dB)	(dB)	(dB)	dB(A)
484	593990.08	4782584.98	0.10	0	D	250	44.2	-17.1	0.0	-4.3	0.0	0.0	31.4
484	593990.08	4782584.98	0.10	0	D	315	44.7	-17.1	0.0	-3.0	0.0	0.0	30.6
484	593990.08	4782584.98	0.10	0	D	400	45.1	-17.1	0.0	-0.8	0.0	0.0	28.8
484	593990.08	4782584.98	0.10	0	D	500	47.5	-17.1	0.0	2.5	0.0	0.0	27.9
484	593990.08	4782584.98	0.10	0	D	630	49.0	-17.1	0.0	7.6	0.0	0.0	24.3
484	593990.08	4782584.98	0.10	0	D	800	47.9	-17.1	0.0	12.8	0.0	0.0	18.0
484	593990.08	4782584.98	0.10	0	D	1000	48.5	-17.1	0.0	14.9	0.0	0.0	16.4
484	593990.08	4782584.98	0.10	0	D	1250	47.4	-17.1	0.0	16.3	0.0	0.0	13.9
484	593990.08	4782584.98	0.10	0	D	1600	46.7	-17.1	0.0	18.2	0.0	0.0	11.4
484	593990.08	4782584.98	0.10	0	D	2000	46.0	-17.1	0.0	20.2	0.0	0.0	8.7
484	593990.08	4782584.98	0.10	0	D	2500	44.9	-17.1	0.0	21.9	0.0	0.0	5.9
484	593990.08	4782584.98	0.10	0	D	3150	44.3	-17.1	0.0	22.3	0.0	0.0	4.8
484	593990.08	4782584.98	0.10	0	D	4000	42.7	-17.1	0.0	21.5	0.0	0.0	4.1
484	593990.08	4782584.98	0.10	0	D	5000	40.8	-17.1	0.0	20.8	0.0	0.0	2.9
484	593990.08	4782584.98	0.10	0	D	6300	38.7	-17.1	0.0	20.8	0.0	0.0	0.8
484	593990.08	4782584.98	0.10	0	N	50	21.9	-17.1	0.0	-6.0	0.0	0.0	10.8
484	593990.08	4782584.98	0.10	0	N	63	29.2	-17.1	0.0	-5.9	0.0	0.0	17.9
484	593990.08	4782584.98	0.10	0	N	80	33.4	-17.1	0.0	-5.9	0.0	0.0	22.1
484	593990.08	4782584.98	0.10	0	N	100	35.7	-17.1	0.0	-5.8	0.0	0.0	24.3
484	593990.08	4782584.98	0.10	0	N	125	37.2	-17.1	0.0	-5.6	0.0	0.0	25.7
484	593990.08	4782584.98	0.10	0	N	160	38.9	-17.1	0.0	-5.4	0.0	0.0	27.2
484	593990.08	4782584.98	0.10	0	N	200	40.9	-17.1	0.0	-5.0	0.0	0.0	28.8
484	593990.08	4782584.98	0.10	0	N	250	44.2	-17.1	0.0	-4.3	0.0	0.0	31.3
484	593990.08	4782584.98	0.10	0	N	315	44.7	-17.1	0.0	-3.0	0.0	0.0	30.5
484	593990.08	4782584.98	0.10	0	N	400	45.1	-17.1	0.0	-0.8	0.0	0.0	28.8
484	593990.08	4782584.98	0.10	0	N	500	47.5	-17.1	0.0	2.5	0.0	0.0	27.8
484	593990.08	4782584.98	0.10	0	N	630	49.0	-17.1	0.0	7.6	0.0	0.0	24.2
484	593990.08	4782584.98	0.10	0	N	800	47.8	-17.1	0.0	12.8	0.0	0.0	17.9
484	593990.08	4782584.98	0.10	0	N	1000	48.4	-17.1	0.0	14.9	0.0	0.0	16.4
484	593990.08	4782584.98	0.10	0	N	1250	47.3	-17.1	0.0	16.3	0.0	0.0	13.9
484	593990.08	4782584.98	0.10	0	N	1600	46.7	-17.1	0.0	18.2	0.0	0.0	11.3
484	593990.08	4782584.98	0.10	0	N	2000	45.9	-17.1	0.0	20.2	0.0	0.0	8.6
484	593990.08	4782584.98	0.10	0	N	2500	44.9	-17.1	0.0	21.9	0.0	0.0	5.8
484	593990.08	4782584.98	0.10	0	N	3150	44.2	-17.1	0.0	22.3	0.0	0.0	4.8
484	593990.08	4782584.98	0.10	0	N	4000	42.6	-17.1	0.0	21.5	0.0	0.0	4.0
484	593990.08	4782584.98	0.10	0	N	5000	40.8	-17.1	0.0	20.8	0.0	0.0	2.9
484	593990.08	4782584.98	0.10	0	N	6300	38.6	-17.1	0.0	20.8	0.0	0.0	0.7
485	594038.00	4782570.11	0.10	0	D	50	21.9	-20.3	0.0	-6.0	0.0	0.0	7.6
485	594038.00	4782570.11	0.10	0	D	63	29.2	-20.3	0.0	-5.9	0.0	0.0	14.8
485	594038.00	4782570.11	0.10	0	D	80	33.4	-20.3	0.0	-5.8	0.0	0.0	19.0
485	594038.00	4782570.11	0.10	0	D	100	35.7	-20.3	0.0	-5.7	0.0	0.0	21.1
485	594038.00	4782570.11	0.10	0	D	125	37.3	-20.3	0.0	-5.6	0.0	0.0	22.5
485	594038.00	4782570.11	0.10	0	D	160	39.0	-20.3	0.0	-5.2	0.0	0.0	23.9
485	594038.00	4782570.11	0.10	0	D	200	41.0	-20.3	0.0	-4.7	0.0	0.0	25.4
485	594038.00	4782570.11	0.10	0	D	250	44.2	-20.3	0.0	-3.8	0.0	0.0	27.7
485	594038.00	4782570.11	0.10	0	D	315	44.7	-20.3	0.0	-2.2	0.0	0.0	26.6
485	594038.00	4782570.11	0.10	0	D	400	45.1	-20.3	0.0	0.7	0.0	0.0	24.1
485	594038.00	4782570.11	0.10	0	D	500	47.5	-20.3	0.0	5.3	0.0	0.0	21.9
485	594038.00	4782570.11	0.10	0	D	630	49.0	-20.3	0.0	11.9	0.0	0.0	16.8
485	594038.00	4782570.11	0.10	0	D	800	47.9	-20.3	0.0	16.7	0.0	0.0	10.8
485	594038.00	4782570.11	0.10	0	D	1000	48.5	-20.3	0.0	18.2	0.0	0.0	9.9
485	594038.00	4782570.11	0.10	0	D	1250	47.4	-20.3	0.0	19.6	0.0	0.0	7.5
485	594038.00	4782570.11	0.10	0	D	1600	46.7	-20.3	0.0	21.6	0.0	0.0	4.9
485	594038.00	4782570.11	0.10	0	D	2000	46.0	-20.3	0.0	23.7	0.0	0.0	2.0
485	594038.00	4782570.11	0.10	0	N	50	21.9	-20.3	0.0	-6.0	0.0	0.0	7.6
485	594038.00	4782570.11	0.10	0	N	63	29.2	-20.3	0.0	-5.9	0.0	0.0	14.7
485	594038.00	4782570.11	0.10	0	N	80	33.4	-20.3	0.0	-5.8	0.0	0.0	18.9
485	594038.00	4782570.11	0.10	0	N	100	35.7	-20.3	0.0	-5.7	0.0	0.0	21.1
485	594038.00	4782570.11	0.10	0	N	125	37.2	-20.3	0.0	-5.6	0.0	0.0	22.4
485	594038.00	4782570.11	0.10	0	N	160	38.9	-20.3	0.0	-5.2	0.0	0.0	23.9
485	594038.00	4782570.11	0.10	0	N	200	40.9	-20.3	0.0	-4.7	0.0	0.0	25.4
485	594038.00	4782570.11	0.10	0	N	250	44.2	-20.3	0.0	-3.8	0.0	0.0	27.7
485	594038.00	4782570.11	0.10	0	N	315	44.7	-20.3	0.0	-2.2	0.0	0.0	26.5

Road, TNM, Name: "Rymal 6 eastbound", ID: "!02!Rymal6_EB"													
Nr.	X	Y	Z	Refl.	DEN	Freq.	Lw	Ad	Aair	Agr	Afol	RL	Lr
	(m)	(m)	(m)			(Hz)	dB(A)	(dB)	(dB)	(dB)	(dB)	(dB)	dB(A)
485	594038.00	4782570.11	0.10	0	N	400	45.1	-20.3	0.0	0.7	0.0	0.0	24.0
485	594038.00	4782570.11	0.10	0	N	500	47.5	-20.3	0.0	5.3	0.0	0.0	21.9
485	594038.00	4782570.11	0.10	0	N	630	49.0	-20.3	0.0	11.9	0.0	0.0	16.7
485	594038.00	4782570.11	0.10	0	N	800	47.8	-20.3	0.0	16.7	0.0	0.0	10.8
485	594038.00	4782570.11	0.10	0	N	1000	48.4	-20.3	0.0	18.2	0.0	0.0	9.9
485	594038.00	4782570.11	0.10	0	N	1250	47.3	-20.3	0.0	19.6	0.0	0.0	7.4
485	594038.00	4782570.11	0.10	0	N	1600	46.7	-20.3	0.0	21.6	0.0	0.0	4.8
485	594038.00	4782570.11	0.10	0	N	2000	45.9	-20.3	0.0	23.7	0.0	0.0	1.9
486	594085.92	4782555.25	0.10	0	D	50	21.9	-22.7	0.0	-6.0	0.0	0.0	5.3
486	594085.92	4782555.25	0.10	0	D	63	29.2	-22.7	0.0	-5.9	0.0	0.0	12.4
486	594085.92	4782555.25	0.10	0	D	80	33.4	-22.7	0.0	-5.8	0.0	0.0	16.6
486	594085.92	4782555.25	0.10	0	D	100	35.7	-22.7	0.0	-5.7	0.0	0.0	18.7
486	594085.92	4782555.25	0.10	0	D	125	37.3	-22.7	0.0	-5.5	0.0	0.0	20.1
486	594085.92	4782555.25	0.10	0	D	160	39.0	-22.7	0.0	-5.1	0.0	0.0	21.5
486	594085.92	4782555.25	0.10	0	D	200	41.0	-22.7	0.0	-4.5	0.0	0.0	22.9
486	594085.92	4782555.25	0.10	0	D	250	44.2	-22.7	0.0	-3.4	0.0	0.0	24.9
486	594085.92	4782555.25	0.10	0	D	315	44.7	-22.7	0.0	-1.3	0.0	0.0	23.4
486	594085.92	4782555.25	0.10	0	D	400	45.1	-22.7	0.0	2.3	0.0	0.0	20.1
486	594085.92	4782555.25	0.10	0	D	500	47.5	-22.7	0.0	7.9	0.0	0.0	16.9
486	594085.92	4782555.25	0.10	0	D	630	49.0	-22.7	0.0	15.5	0.0	0.0	10.8
486	594085.92	4782555.25	0.10	0	D	800	47.9	-22.7	0.0	19.4	0.0	0.0	5.8
486	594085.92	4782555.25	0.10	0	D	1000	48.5	-22.7	0.0	20.7	0.0	0.0	5.1
486	594085.92	4782555.25	0.10	0	D	1250	47.4	-22.7	0.0	22.1	0.0	0.0	2.6
486	594085.92	4782555.25	0.10	0	N	50	21.9	-22.7	0.0	-6.0	0.0	0.0	5.2
486	594085.92	4782555.25	0.10	0	N	63	29.2	-22.7	0.0	-5.9	0.0	0.0	12.4
486	594085.92	4782555.25	0.10	0	N	80	33.4	-22.7	0.0	-5.8	0.0	0.0	16.5
486	594085.92	4782555.25	0.10	0	N	100	35.7	-22.7	0.0	-5.7	0.0	0.0	18.7
486	594085.92	4782555.25	0.10	0	N	125	37.2	-22.7	0.0	-5.5	0.0	0.0	20.0
486	594085.92	4782555.25	0.10	0	N	160	38.9	-22.7	0.0	-5.1	0.0	0.0	21.4
486	594085.92	4782555.25	0.10	0	N	200	40.9	-22.7	0.0	-4.5	0.0	0.0	22.8
486	594085.92	4782555.25	0.10	0	N	250	44.2	-22.7	0.0	-3.4	0.0	0.0	24.9
486	594085.92	4782555.25	0.10	0	N	315	44.7	-22.7	0.0	-1.3	0.0	0.0	23.3
486	594085.92	4782555.25	0.10	0	N	400	45.1	-22.7	0.0	2.3	0.0	0.0	20.1
486	594085.92	4782555.25	0.10	0	N	500	47.5	-22.7	0.0	7.9	0.0	0.0	16.8
486	594085.92	4782555.25	0.10	0	N	630	49.0	-22.7	0.0	15.5	0.0	0.0	10.8
486	594085.92	4782555.25	0.10	0	N	800	47.8	-22.7	0.0	19.4	0.0	0.0	5.7
486	594085.92	4782555.25	0.10	0	N	1000	48.4	-22.7	0.0	20.7	0.0	0.0	5.0
486	594085.92	4782555.25	0.10	0	N	1250	47.3	-22.7	0.0	22.1	0.0	0.0	2.6
487	594157.81	4782532.95	0.10	0	D	50	21.9	-22.2	0.0	-6.0	0.0	0.0	5.8
487	594157.81	4782532.95	0.10	0	D	63	29.2	-22.2	0.0	-5.9	0.0	0.0	12.9
487	594157.81	4782532.95	0.10	0	D	80	33.4	-22.2	0.0	-5.8	0.0	0.0	17.0
487	594157.81	4782532.95	0.10	0	D	100	35.7	-22.2	0.0	-5.6	0.0	0.0	19.2
487	594157.81	4782532.95	0.10	0	D	125	37.3	-22.2	0.0	-5.4	0.0	0.0	20.5
487	594157.81	4782532.95	0.10	0	D	160	39.0	-22.2	0.0	-4.9	0.0	0.0	21.8
487	594157.81	4782532.95	0.10	0	D	200	41.0	-22.2	0.0	-4.2	0.0	0.0	23.0
487	594157.81	4782532.95	0.10	0	D	250	44.2	-22.2	0.0	-2.7	0.0	0.0	24.7
487	594157.81	4782532.95	0.10	0	D	315	44.7	-22.2	0.0	-0.0	0.0	0.0	22.6
487	594157.81	4782532.95	0.10	0	D	400	45.1	-22.2	0.0	4.7	0.0	0.0	18.3
487	594157.81	4782532.95	0.10	0	D	500	47.5	-22.2	0.0	11.8	0.0	0.0	13.6
487	594157.81	4782532.95	0.10	0	D	630	49.0	-22.2	0.0	19.5	0.0	0.0	7.3
487	594157.81	4782532.95	0.10	0	D	800	47.9	-22.2	0.0	22.3	0.0	0.0	3.3
487	594157.81	4782532.95	0.10	0	D	1000	48.5	-22.2	0.0	23.6	0.0	0.0	2.7
487	594157.81	4782532.95	0.10	0	D	1250	47.4	-22.2	0.0	25.0	0.0	0.0	0.2
487	594157.81	4782532.95	0.10	0	N	50	21.9	-22.2	0.0	-6.0	0.0	0.0	5.7
487	594157.81	4782532.95	0.10	0	N	63	29.2	-22.2	0.0	-5.9	0.0	0.0	12.8
487	594157.81	4782532.95	0.10	0	N	80	33.4	-22.2	0.0	-5.8	0.0	0.0	17.0
487	594157.81	4782532.95	0.10	0	N	100	35.7	-22.2	0.0	-5.6	0.0	0.0	19.1
487	594157.81	4782532.95	0.10	0	N	125	37.2	-22.2	0.0	-5.4	0.0	0.0	20.4
487	594157.81	4782532.95	0.10	0	N	160	38.9	-22.2	0.0	-4.9	0.0	0.0	21.7
487	594157.81	4782532.95	0.10	0	N	200	40.9	-22.2	0.0	-4.2	0.0	0.0	22.9
487	594157.81	4782532.95	0.10	0	N	250	44.2	-22.2	0.0	-2.7	0.0	0.0	24.6
487	594157.81	4782532.95	0.10	0	N	315	44.7	-22.2	0.0	-0.0	0.0	0.0	22.5
487	594157.81	4782532.95	0.10	0	N	400	45.1	-22.2	0.0	4.7	0.0	0.0	18.2

Road, TNM, Name: "Rymal 6 eastbound", ID: "!02!Rymal6_EB"													
Nr.	X	Y	Z	Refl.	DEN	Freq.	Lw	Ad	Aair	Agr	Afol	RL	Lr
	(m)	(m)	(m)			(Hz)	dB(A)	(dB)	(dB)	(dB)	(dB)	(dB)	dB(A)
487	594157.81	4782532.95	0.10	0	N	500	47.5	-22.2	0.0	11.8	0.0	0.0	13.5
487	594157.81	4782532.95	0.10	0	N	630	49.0	-22.2	0.0	19.5	0.0	0.0	7.2
487	594157.81	4782532.95	0.10	0	N	800	47.8	-22.2	0.0	22.3	0.0	0.0	3.3
487	594157.81	4782532.95	0.10	0	N	1000	48.4	-22.2	0.0	23.6	0.0	0.0	2.6
487	594157.81	4782532.95	0.10	0	N	1250	47.3	-22.2	0.0	25.0	0.0	0.0	0.1
488	594253.65	4782503.22	0.10	0	D	50	21.9	-24.8	0.0	-6.0	0.0	0.0	3.1
488	594253.65	4782503.22	0.10	0	D	63	29.2	-24.8	0.0	-5.8	0.0	0.0	10.2
488	594253.65	4782503.22	0.10	0	D	80	33.4	-24.8	0.0	-5.7	0.0	0.0	14.3
488	594253.65	4782503.22	0.10	0	D	100	35.7	-24.8	0.0	-5.6	0.0	0.0	16.4
488	594253.65	4782503.22	0.10	0	D	125	37.3	-24.8	0.0	-5.3	0.0	0.0	17.7
488	594253.65	4782503.22	0.10	0	D	160	39.0	-24.8	0.0	-4.7	0.0	0.0	18.9
488	594253.65	4782503.22	0.10	0	D	200	41.0	-24.8	0.0	-3.8	0.0	0.0	20.0
488	594253.65	4782503.22	0.10	0	D	250	44.2	-24.8	0.0	-1.7	0.0	0.0	21.1
488	594253.65	4782503.22	0.10	0	D	315	44.7	-24.8	0.0	1.7	0.0	0.0	18.2
488	594253.65	4782503.22	0.10	0	D	400	45.1	-24.8	0.0	7.7	0.0	0.0	12.6
488	594253.65	4782503.22	0.10	0	D	500	47.5	-24.8	0.0	16.2	0.0	0.0	6.5
488	594253.65	4782503.22	0.10	0	D	630	49.0	-24.8	0.0	23.0	0.0	0.0	1.2
488	594253.65	4782503.22	0.10	0	N	50	21.9	-24.8	0.0	-6.0	0.0	0.0	3.1
488	594253.65	4782503.22	0.10	0	N	63	29.2	-24.8	0.0	-5.8	0.0	0.0	10.2
488	594253.65	4782503.22	0.10	0	N	80	33.4	-24.8	0.0	-5.7	0.0	0.0	14.3
488	594253.65	4782503.22	0.10	0	N	100	35.7	-24.8	0.0	-5.6	0.0	0.0	16.4
488	594253.65	4782503.22	0.10	0	N	125	37.2	-24.8	0.0	-5.3	0.0	0.0	17.6
488	594253.65	4782503.22	0.10	0	N	160	38.9	-24.8	0.0	-4.7	0.0	0.0	18.8
488	594253.65	4782503.22	0.10	0	N	200	40.9	-24.8	0.0	-3.8	0.0	0.0	19.9
488	594253.65	4782503.22	0.10	0	N	250	44.2	-24.8	0.0	-1.7	0.0	0.0	21.0
488	594253.65	4782503.22	0.10	0	N	315	44.7	-24.8	0.0	1.7	0.0	0.0	18.1
488	594253.65	4782503.22	0.10	0	N	400	45.1	-24.8	0.0	7.7	0.0	0.0	12.5
488	594253.65	4782503.22	0.10	0	N	500	47.5	-24.8	0.0	16.2	0.0	0.0	6.5
488	594253.65	4782503.22	0.10	0	N	630	49.0	-24.8	0.0	23.0	0.0	0.0	1.1
489	593605.33	4782702.74	0.10	0	D	50	21.9	-26.4	0.0	-6.0	0.0	0.0	1.6
489	593605.33	4782702.74	0.10	0	D	63	29.2	-26.4	0.0	-5.9	0.0	0.0	8.7
489	593605.33	4782702.74	0.10	0	D	80	33.4	-26.4	0.0	-5.8	0.0	0.0	12.8
489	593605.33	4782702.74	0.10	0	D	100	35.7	-26.4	0.0	-5.6	0.0	0.0	14.9
489	593605.33	4782702.74	0.10	0	D	125	37.3	-26.4	0.0	-5.4	0.0	0.0	16.2
489	593605.33	4782702.74	0.10	0	D	160	39.0	-26.4	0.0	-4.9	0.0	0.0	17.5
489	593605.33	4782702.74	0.10	0	D	200	41.0	-26.4	0.0	-4.2	0.0	0.0	18.8
489	593605.33	4782702.74	0.10	0	D	250	44.2	-26.4	0.0	-2.6	0.0	0.0	20.4
489	593605.33	4782702.74	0.10	0	D	315	44.7	-26.4	0.0	0.0	0.0	0.0	18.3
489	593605.33	4782702.74	0.10	0	D	400	45.1	-26.4	0.0	4.8	0.0	0.0	13.9
489	593605.33	4782702.74	0.10	0	D	500	47.5	-26.4	0.0	12.0	0.0	0.0	9.1
489	593605.33	4782702.74	0.10	0	D	630	49.0	-26.4	0.0	19.7	0.0	0.0	2.9
489	593605.33	4782702.74	0.10	0	N	50	21.9	-26.4	0.0	-6.0	0.0	0.0	1.5
489	593605.33	4782702.74	0.10	0	N	63	29.2	-26.4	0.0	-5.9	0.0	0.0	8.6
489	593605.33	4782702.74	0.10	0	N	80	33.4	-26.4	0.0	-5.8	0.0	0.0	12.7
489	593605.33	4782702.74	0.10	0	N	100	35.7	-26.4	0.0	-5.6	0.0	0.0	14.9
489	593605.33	4782702.74	0.10	0	N	125	37.2	-26.4	0.0	-5.4	0.0	0.0	16.2
489	593605.33	4782702.74	0.10	0	N	160	38.9	-26.4	0.0	-4.9	0.0	0.0	17.4
489	593605.33	4782702.74	0.10	0	N	200	40.9	-26.4	0.0	-4.2	0.0	0.0	18.7
489	593605.33	4782702.74	0.10	0	N	250	44.2	-26.4	0.0	-2.6	0.0	0.0	20.4
489	593605.33	4782702.74	0.10	0	N	315	44.7	-26.4	0.0	0.0	0.0	0.0	18.2
489	593605.33	4782702.74	0.10	0	N	400	45.1	-26.4	0.0	4.8	0.0	0.0	13.8
489	593605.33	4782702.74	0.10	0	N	500	47.5	-26.4	0.0	12.0	0.0	0.0	9.1
489	593605.33	4782702.74	0.10	0	N	630	49.0	-26.4	0.0	19.7	0.0	0.0	2.8
490	593668.56	4782683.13	0.10	0	D	50	21.9	-20.4	0.0	-6.0	0.0	0.0	7.5
490	593668.56	4782683.13	0.10	0	D	63	29.2	-20.4	0.0	-5.9	0.0	0.0	14.7
490	593668.56	4782683.13	0.10	0	D	80	33.4	-20.4	0.0	-5.8	0.0	0.0	18.8
490	593668.56	4782683.13	0.10	0	D	100	35.7	-20.4	0.0	-5.7	0.0	0.0	21.0
490	593668.56	4782683.13	0.10	0	D	125	37.3	-20.4	0.0	-5.5	0.0	0.0	22.3
490	593668.56	4782683.13	0.10	0	D	160	39.0	-20.4	0.0	-5.1	0.0	0.0	23.7
490	593668.56	4782683.13	0.10	0	D	200	41.0	-20.4	0.0	-4.5	0.0	0.0	25.0
490	593668.56	4782683.13	0.10	0	D	250	44.2	-20.4	0.0	-3.2	0.0	0.0	27.0
490	593668.56	4782683.13	0.10	0	D	315	44.7	-20.4	0.0	-1.1	0.0	0.0	25.4
490	593668.56	4782683.13	0.10	0	D	400	45.1	-20.4	0.0	2.7	0.0	0.0	22.0

Road, TNM, Name: "Rymal 6 eastbound", ID: "!02!Rymal6_EB"													
Nr.	X	Y	Z	Refl.	DEN	Freq.	Lw	Ad	Aair	Agr	Afol	RL	Lr
	(m)	(m)	(m)			(Hz)	dB(A)	(dB)	(dB)	(dB)	(dB)	(dB)	dB(A)
490	593668.56	4782683.13	0.10	0	D	500	47.5	-20.4	0.0	8.7	0.0	0.0	18.4
490	593668.56	4782683.13	0.10	0	D	630	49.0	-20.4	0.0	16.4	0.0	0.0	12.2
490	593668.56	4782683.13	0.10	0	D	800	47.9	-20.4	0.0	20.0	0.0	0.0	7.4
490	593668.56	4782683.13	0.10	0	D	1000	48.5	-20.4	0.0	21.3	0.0	0.0	6.8
490	593668.56	4782683.13	0.10	0	D	1250	47.4	-20.4	0.0	22.7	0.0	0.0	4.3
490	593668.56	4782683.13	0.10	0	D	1600	46.7	-20.4	0.0	24.8	0.0	0.0	1.6
490	593668.56	4782683.13	0.10	0	N	50	21.9	-20.4	0.0	-6.0	0.0	0.0	7.5
490	593668.56	4782683.13	0.10	0	N	63	29.2	-20.4	0.0	-5.9	0.0	0.0	14.6
490	593668.56	4782683.13	0.10	0	N	80	33.4	-20.4	0.0	-5.8	0.0	0.0	18.8
490	593668.56	4782683.13	0.10	0	N	100	35.7	-20.4	0.0	-5.7	0.0	0.0	20.9
490	593668.56	4782683.13	0.10	0	N	125	37.2	-20.4	0.0	-5.5	0.0	0.0	22.2
490	593668.56	4782683.13	0.10	0	N	160	38.9	-20.4	0.0	-5.1	0.0	0.0	23.6
490	593668.56	4782683.13	0.10	0	N	200	40.9	-20.4	0.0	-4.5	0.0	0.0	25.0
490	593668.56	4782683.13	0.10	0	N	250	44.2	-20.4	0.0	-3.2	0.0	0.0	27.0
490	593668.56	4782683.13	0.10	0	N	315	44.7	-20.4	0.0	-1.1	0.0	0.0	25.3
490	593668.56	4782683.13	0.10	0	N	400	45.1	-20.4	0.0	2.7	0.0	0.0	21.9
490	593668.56	4782683.13	0.10	0	N	500	47.5	-20.4	0.0	8.7	0.0	0.0	18.4
490	593668.56	4782683.13	0.10	0	N	630	49.0	-20.4	0.0	16.4	0.0	0.0	12.2
490	593668.56	4782683.13	0.10	0	N	800	47.8	-20.4	0.0	20.0	0.0	0.0	7.4
490	593668.56	4782683.13	0.10	0	N	1000	48.4	-20.4	0.0	21.3	0.0	0.0	6.7
490	593668.56	4782683.13	0.10	0	N	1250	47.3	-20.4	0.0	22.7	0.0	0.0	4.2
490	593668.56	4782683.13	0.10	0	N	1600	46.7	-20.4	0.0	24.8	0.0	0.0	1.5
491	593734.72	4782662.61	0.10	0	D	50	21.9	-20.4	0.0	-6.0	0.0	0.0	7.6
491	593734.72	4782662.61	0.10	0	D	63	29.2	-20.4	0.0	-5.9	0.0	0.0	14.7
491	593734.72	4782662.61	0.10	0	D	80	33.4	-20.4	0.0	-5.8	0.0	0.0	18.9
491	593734.72	4782662.61	0.10	0	D	100	35.7	-20.4	0.0	-5.7	0.0	0.0	21.1
491	593734.72	4782662.61	0.10	0	D	125	37.3	-20.4	0.0	-5.6	0.0	0.0	22.4
491	593734.72	4782662.61	0.10	0	D	160	39.0	-20.4	0.0	-5.3	0.0	0.0	23.9
491	593734.72	4782662.61	0.10	0	D	200	41.0	-20.4	0.0	-4.8	0.0	0.0	25.4
491	593734.72	4782662.61	0.10	0	D	250	44.2	-20.4	0.0	-3.9	0.0	0.0	27.7
491	593734.72	4782662.61	0.10	0	D	315	44.7	-20.4	0.0	-2.3	0.0	0.0	26.6
491	593734.72	4782662.61	0.10	0	D	400	45.1	-20.4	0.0	0.6	0.0	0.0	24.1
491	593734.72	4782662.61	0.10	0	D	500	47.5	-20.4	0.0	5.0	0.0	0.0	22.1
491	593734.72	4782662.61	0.10	0	D	630	49.0	-20.4	0.0	11.5	0.0	0.0	17.2
491	593734.72	4782662.61	0.10	0	D	800	47.9	-20.4	0.0	16.4	0.0	0.0	11.1
491	593734.72	4782662.61	0.10	0	D	1000	48.5	-20.4	0.0	17.9	0.0	0.0	10.2
491	593734.72	4782662.61	0.10	0	D	1250	47.4	-20.4	0.0	19.3	0.0	0.0	7.7
491	593734.72	4782662.61	0.10	0	D	1600	46.7	-20.4	0.0	21.2	0.0	0.0	5.1
491	593734.72	4782662.61	0.10	0	D	2000	46.0	-20.4	0.0	23.3	0.0	0.0	2.3
491	593734.72	4782662.61	0.10	0	N	50	21.9	-20.4	0.0	-6.0	0.0	0.0	7.5
491	593734.72	4782662.61	0.10	0	N	63	29.2	-20.4	0.0	-5.9	0.0	0.0	14.7
491	593734.72	4782662.61	0.10	0	N	80	33.4	-20.4	0.0	-5.8	0.0	0.0	18.8
491	593734.72	4782662.61	0.10	0	N	100	35.7	-20.4	0.0	-5.7	0.0	0.0	21.0
491	593734.72	4782662.61	0.10	0	N	125	37.2	-20.4	0.0	-5.6	0.0	0.0	22.4
491	593734.72	4782662.61	0.10	0	N	160	38.9	-20.4	0.0	-5.3	0.0	0.0	23.8
491	593734.72	4782662.61	0.10	0	N	200	40.9	-20.4	0.0	-4.8	0.0	0.0	25.3
491	593734.72	4782662.61	0.10	0	N	250	44.2	-20.4	0.0	-3.9	0.0	0.0	27.6
491	593734.72	4782662.61	0.10	0	N	315	44.7	-20.4	0.0	-2.3	0.0	0.0	26.5
491	593734.72	4782662.61	0.10	0	N	400	45.1	-20.4	0.0	0.6	0.0	0.0	24.1
491	593734.72	4782662.61	0.10	0	N	500	47.5	-20.4	0.0	5.0	0.0	0.0	22.1
491	593734.72	4782662.61	0.10	0	N	630	49.0	-20.4	0.0	11.5	0.0	0.0	17.1
491	593734.72	4782662.61	0.10	0	N	800	47.8	-20.4	0.0	16.4	0.0	0.0	11.0
491	593734.72	4782662.61	0.10	0	N	1000	48.4	-20.4	0.0	17.9	0.0	0.0	10.1
491	593734.72	4782662.61	0.10	0	N	1250	47.3	-20.4	0.0	19.3	0.0	0.0	7.6
491	593734.72	4782662.61	0.10	0	N	1600	46.7	-20.4	0.0	21.2	0.0	0.0	5.0
491	593734.72	4782662.61	0.10	0	N	2000	45.9	-20.4	0.0	23.3	0.0	0.0	2.2
492	593778.82	4782648.93	0.10	0	D	50	21.9	-17.4	0.0	-6.0	0.0	0.0	10.5
492	593778.82	4782648.93	0.10	0	D	63	29.2	-17.4	0.0	-5.9	0.0	0.0	17.7
492	593778.82	4782648.93	0.10	0	D	80	33.4	-17.4	0.0	-5.9	0.0	0.0	21.9
492	593778.82	4782648.93	0.10	0	D	100	35.7	-17.4	0.0	-5.8	0.0	0.0	24.1
492	593778.82	4782648.93	0.10	0	D	125	37.3	-17.4	0.0	-5.6	0.0	0.0	25.5
492	593778.82	4782648.93	0.10	0	D	160	39.0	-17.4	0.0	-5.4	0.0	0.0	27.0
492	593778.82	4782648.93	0.10	0	D	200	41.0	-17.4	0.0	-5.0	0.0	0.0	28.6

Road, TNM, Name: "Rymal 6 eastbound", ID: "!02!Rymal6_EB"													
Nr.	X	Y	Z	Refl.	DEN	Freq.	Lw	Ad	Aair	Agr	Afol	RL	Lr
	(m)	(m)	(m)			(Hz)	dB(A)	(dB)	(dB)	(dB)	(dB)	(dB)	dB(A)
492	593778.82	4782648.93	0.10	0	D	250	44.2	-17.4	0.0	-4.3	0.0	0.0	31.1
492	593778.82	4782648.93	0.10	0	D	315	44.7	-17.4	0.0	-3.0	0.0	0.0	30.3
492	593778.82	4782648.93	0.10	0	D	400	45.1	-17.4	0.0	-0.9	0.0	0.0	28.6
492	593778.82	4782648.93	0.10	0	D	500	47.5	-17.4	0.0	2.4	0.0	0.0	27.7
492	593778.82	4782648.93	0.10	0	D	630	49.0	-17.4	0.0	7.5	0.0	0.0	24.1
492	593778.82	4782648.93	0.10	0	D	800	47.9	-17.4	0.0	12.6	0.0	0.0	17.8
492	593778.82	4782648.93	0.10	0	D	1000	48.5	-17.4	0.0	14.8	0.0	0.0	16.3
492	593778.82	4782648.93	0.10	0	D	1250	47.4	-17.4	0.0	16.2	0.0	0.0	13.7
492	593778.82	4782648.93	0.10	0	D	1600	46.7	-17.4	0.0	18.1	0.0	0.0	11.2
492	593778.82	4782648.93	0.10	0	D	2000	46.0	-17.4	0.0	20.1	0.0	0.0	8.5
492	593778.82	4782648.93	0.10	0	D	2500	44.9	-17.4	0.0	21.8	0.0	0.0	5.7
492	593778.82	4782648.93	0.10	0	D	3150	44.3	-17.4	0.0	22.2	0.0	0.0	4.6
492	593778.82	4782648.93	0.10	0	D	4000	42.7	-17.4	0.0	21.3	0.0	0.0	3.9
492	593778.82	4782648.93	0.10	0	D	5000	40.8	-17.4	0.0	20.6	0.0	0.0	2.8
492	593778.82	4782648.93	0.10	0	D	6300	38.7	-17.4	0.0	20.6	0.0	0.0	0.7
492	593778.82	4782648.93	0.10	0	N	50	21.9	-17.4	0.0	-6.0	0.0	0.0	10.5
492	593778.82	4782648.93	0.10	0	N	63	29.2	-17.4	0.0	-5.9	0.0	0.0	17.7
492	593778.82	4782648.93	0.10	0	N	80	33.4	-17.4	0.0	-5.9	0.0	0.0	21.8
492	593778.82	4782648.93	0.10	0	N	100	35.7	-17.4	0.0	-5.8	0.0	0.0	24.0
492	593778.82	4782648.93	0.10	0	N	125	37.2	-17.4	0.0	-5.6	0.0	0.0	25.4
492	593778.82	4782648.93	0.10	0	N	160	38.9	-17.4	0.0	-5.4	0.0	0.0	26.9
492	593778.82	4782648.93	0.10	0	N	200	40.9	-17.4	0.0	-5.0	0.0	0.0	28.5
492	593778.82	4782648.93	0.10	0	N	250	44.2	-17.4	0.0	-4.3	0.0	0.0	31.0
492	593778.82	4782648.93	0.10	0	N	315	44.7	-17.4	0.0	-3.0	0.0	0.0	30.3
492	593778.82	4782648.93	0.10	0	N	400	45.1	-17.4	0.0	-0.9	0.0	0.0	28.5
492	593778.82	4782648.93	0.10	0	N	500	47.5	-17.4	0.0	2.4	0.0	0.0	27.6
492	593778.82	4782648.93	0.10	0	N	630	49.0	-17.4	0.0	7.5	0.0	0.0	24.1
492	593778.82	4782648.93	0.10	0	N	800	47.8	-17.4	0.0	12.6	0.0	0.0	17.7
492	593778.82	4782648.93	0.10	0	N	1000	48.4	-17.4	0.0	14.8	0.0	0.0	16.2
492	593778.82	4782648.93	0.10	0	N	1250	47.3	-17.4	0.0	16.2	0.0	0.0	13.7
492	593778.82	4782648.93	0.10	0	N	1600	46.7	-17.4	0.0	18.1	0.0	0.0	11.1
492	593778.82	4782648.93	0.10	0	N	2000	45.9	-17.4	0.0	20.1	0.0	0.0	8.4
492	593778.82	4782648.93	0.10	0	N	2500	44.9	-17.4	0.0	21.8	0.0	0.0	5.6
492	593778.82	4782648.93	0.10	0	N	3150	44.2	-17.4	0.0	22.2	0.0	0.0	4.6
492	593778.82	4782648.93	0.10	0	N	4000	42.6	-17.4	0.0	21.3	0.0	0.0	3.8
492	593778.82	4782648.93	0.10	0	N	5000	40.8	-17.4	0.0	20.6	0.0	0.0	2.7
492	593778.82	4782648.93	0.10	0	N	6300	38.6	-17.4	0.0	20.6	0.0	0.0	0.6
493	593815.71	4782637.49	0.10	0	D	50	21.9	-15.8	0.0	-6.0	0.0	0.0	12.2
493	593815.71	4782637.49	0.10	0	D	63	29.2	-15.8	0.0	-5.9	0.0	0.0	19.4
493	593815.71	4782637.49	0.10	0	D	80	33.4	-15.8	0.0	-5.9	0.0	0.0	23.5
493	593815.71	4782637.49	0.10	0	D	100	35.7	-15.8	0.0	-5.8	0.0	0.0	25.8
493	593815.71	4782637.49	0.10	0	D	125	37.3	-15.8	0.0	-5.7	0.0	0.0	27.2
493	593815.71	4782637.49	0.10	0	D	160	39.0	-15.8	0.0	-5.5	0.0	0.0	28.7
493	593815.71	4782637.49	0.10	0	D	200	41.0	-15.8	0.0	-5.2	0.0	0.0	30.4
493	593815.71	4782637.49	0.10	0	D	250	44.2	-15.8	0.0	-4.6	0.0	0.0	33.1
493	593815.71	4782637.49	0.10	0	D	315	44.7	-15.8	0.0	-3.7	0.0	0.0	32.6
493	593815.71	4782637.49	0.10	0	D	400	45.1	-15.8	0.0	-2.1	0.0	0.0	31.4
493	593815.71	4782637.49	0.10	0	D	500	47.5	-15.8	0.0	0.3	0.0	0.0	31.5
493	593815.71	4782637.49	0.10	0	D	630	49.0	-15.8	0.0	3.9	0.0	0.0	29.3
493	593815.71	4782637.49	0.10	0	D	800	47.9	-15.8	0.0	8.3	0.0	0.0	23.8
493	593815.71	4782637.49	0.10	0	D	1000	48.5	-15.8	0.0	11.1	0.0	0.0	21.6
493	593815.71	4782637.49	0.10	0	D	1250	47.4	-15.8	0.0	12.8	0.0	0.0	18.8
493	593815.71	4782637.49	0.10	0	D	1600	46.7	-15.8	0.0	14.7	0.0	0.0	16.3
493	593815.71	4782637.49	0.10	0	D	2000	46.0	-15.8	0.0	16.6	0.0	0.0	13.7
493	593815.71	4782637.49	0.10	0	D	2500	44.9	-15.8	0.0	18.1	0.0	0.0	11.1
493	593815.71	4782637.49	0.10	0	D	3150	44.3	-15.8	0.0	18.3	0.0	0.0	10.3
493	593815.71	4782637.49	0.10	0	D	4000	42.7	-15.8	0.0	16.9	0.0	0.0	10.0
493	593815.71	4782637.49	0.10	0	D	5000	40.8	-15.8	0.0	15.6	0.0	0.0	9.5
493	593815.71	4782637.49	0.10	0	D	6300	38.7	-15.8	0.0	15.6	0.0	0.0	7.3
493	593815.71	4782637.49	0.10	0	D	8000	36.0	-15.8	0.0	15.6	0.0	0.0	4.6
493	593815.71	4782637.49	0.10	0	D	10000	32.3	-15.8	0.0	15.6	0.0	0.0	1.0
493	593815.71	4782637.49	0.10	0	N	50	21.9	-15.8	0.0	-6.0	0.0	0.0	12.1
493	593815.71	4782637.49	0.10	0	N	63	29.2	-15.8	0.0	-5.9	0.0	0.0	19.3

Road, TNM, Name: "Rymal 6 eastbound", ID: "!02!Rymal6_EB"													
Nr.	X	Y	Z	Refl.	DEN	Freq.	Lw	Ad	Aair	Agr	Afol	RL	Lr
	(m)	(m)	(m)			(Hz)	dB(A)	(dB)	(dB)	(dB)	(dB)	(dB)	dB(A)
493	593815.71	4782637.49	0.10	0	N	80	33.4	-15.8	0.0	-5.9	0.0	0.0	23.5
493	593815.71	4782637.49	0.10	0	N	100	35.7	-15.8	0.0	-5.8	0.0	0.0	25.7
493	593815.71	4782637.49	0.10	0	N	125	37.2	-15.8	0.0	-5.7	0.0	0.0	27.1
493	593815.71	4782637.49	0.10	0	N	160	38.9	-15.8	0.0	-5.5	0.0	0.0	28.6
493	593815.71	4782637.49	0.10	0	N	200	40.9	-15.8	0.0	-5.2	0.0	0.0	30.3
493	593815.71	4782637.49	0.10	0	N	250	44.2	-15.8	0.0	-4.6	0.0	0.0	33.0
493	593815.71	4782637.49	0.10	0	N	315	44.7	-15.8	0.0	-3.7	0.0	0.0	32.6
493	593815.71	4782637.49	0.10	0	N	400	45.1	-15.8	0.0	-2.1	0.0	0.0	31.4
493	593815.71	4782637.49	0.10	0	N	500	47.5	-15.8	0.0	0.3	0.0	0.0	31.4
493	593815.71	4782637.49	0.10	0	N	630	49.0	-15.8	0.0	3.9	0.0	0.0	29.3
493	593815.71	4782637.49	0.10	0	N	800	47.8	-15.8	0.0	8.3	0.0	0.0	23.7
493	593815.71	4782637.49	0.10	0	N	1000	48.4	-15.8	0.0	11.1	0.0	0.0	21.5
493	593815.71	4782637.49	0.10	0	N	1250	47.3	-15.8	0.0	12.8	0.0	0.0	18.8
493	593815.71	4782637.49	0.10	0	N	1600	46.7	-15.8	0.0	14.7	0.0	0.0	16.2
493	593815.71	4782637.49	0.10	0	N	2000	45.9	-15.8	0.0	16.6	0.0	0.0	13.6
493	593815.71	4782637.49	0.10	0	N	2500	44.9	-15.8	0.0	18.1	0.0	0.0	11.0
493	593815.71	4782637.49	0.10	0	N	3150	44.2	-15.8	0.0	18.3	0.0	0.0	10.2
493	593815.71	4782637.49	0.10	0	N	4000	42.6	-15.8	0.0	16.9	0.0	0.0	9.9
493	593815.71	4782637.49	0.10	0	N	5000	40.8	-15.8	0.0	15.6	0.0	0.0	9.4
493	593815.71	4782637.49	0.10	0	N	6300	38.6	-15.8	0.0	15.6	0.0	0.0	7.3
493	593815.71	4782637.49	0.10	0	N	8000	35.9	-15.8	0.0	15.6	0.0	0.0	4.5
493	593815.71	4782637.49	0.10	0	N	10000	32.3	-15.8	0.0	15.6	0.0	0.0	0.9
494	593837.97	4782630.58	0.10	0	D	50	21.9	-16.1	0.0	-6.0	0.0	0.0	11.8
494	593837.97	4782630.58	0.10	0	D	63	29.2	-16.1	0.0	-5.9	0.0	0.0	19.0
494	593837.97	4782630.58	0.10	0	D	80	33.4	-16.1	0.0	-5.9	0.0	0.0	23.2
494	593837.97	4782630.58	0.10	0	D	100	35.7	-16.1	0.0	-5.8	0.0	0.0	25.4
494	593837.97	4782630.58	0.10	0	D	125	37.3	-16.1	0.0	-5.7	0.0	0.0	26.8
494	593837.97	4782630.58	0.10	0	D	160	39.0	-16.1	0.0	-5.5	0.0	0.0	28.4
494	593837.97	4782630.58	0.10	0	D	200	41.0	-16.1	0.0	-5.3	0.0	0.0	30.1
494	593837.97	4782630.58	0.10	0	D	250	44.2	-16.1	0.0	-4.8	0.0	0.0	32.9
494	593837.97	4782630.58	0.10	0	D	315	44.7	-16.1	0.0	-4.0	0.0	0.0	32.6
494	593837.97	4782630.58	0.10	0	D	400	45.1	-16.1	0.0	-2.8	0.0	0.0	31.8
494	593837.97	4782630.58	0.10	0	D	500	47.5	-16.1	0.0	-1.0	0.0	0.0	32.4
494	593837.97	4782630.58	0.10	0	D	630	49.0	-16.1	0.0	1.8	0.0	0.0	31.1
494	593837.97	4782630.58	0.10	0	D	800	47.9	-16.1	0.0	5.3	0.0	0.0	26.4
494	593837.97	4782630.58	0.10	0	D	1000	48.5	-16.1	0.0	8.1	0.0	0.0	24.2
494	593837.97	4782630.58	0.10	0	D	1250	47.4	-16.1	0.0	10.1	0.0	0.0	21.2
494	593837.97	4782630.58	0.10	0	D	1600	46.7	-16.1	0.0	12.0	0.0	0.0	18.6
494	593837.97	4782630.58	0.10	0	D	2000	46.0	-16.1	0.0	13.9	0.0	0.0	16.0
494	593837.97	4782630.58	0.10	0	D	2500	44.9	-16.1	0.0	15.3	0.0	0.0	13.5
494	593837.97	4782630.58	0.10	0	D	3150	44.3	-16.1	0.0	15.3	0.0	0.0	12.8
494	593837.97	4782630.58	0.10	0	D	4000	42.7	-16.1	0.0	13.7	0.0	0.0	12.8
494	593837.97	4782630.58	0.10	0	D	5000	40.8	-16.1	0.0	12.0	0.0	0.0	12.7
494	593837.97	4782630.58	0.10	0	D	6300	38.7	-16.1	0.0	12.0	0.0	0.0	10.6
494	593837.97	4782630.58	0.10	0	D	8000	36.0	-16.1	0.0	12.0	0.0	0.0	7.8
494	593837.97	4782630.58	0.10	0	D	10000	32.3	-16.1	0.0	12.0	0.0	0.0	4.2
494	593837.97	4782630.58	0.10	0	N	50	21.9	-16.1	0.0	-6.0	0.0	0.0	11.8
494	593837.97	4782630.58	0.10	0	N	63	29.2	-16.1	0.0	-5.9	0.0	0.0	19.0
494	593837.97	4782630.58	0.10	0	N	80	33.4	-16.1	0.0	-5.9	0.0	0.0	23.1
494	593837.97	4782630.58	0.10	0	N	100	35.7	-16.1	0.0	-5.8	0.0	0.0	25.3
494	593837.97	4782630.58	0.10	0	N	125	37.2	-16.1	0.0	-5.7	0.0	0.0	26.8
494	593837.97	4782630.58	0.10	0	N	160	38.9	-16.1	0.0	-5.5	0.0	0.0	28.3
494	593837.97	4782630.58	0.10	0	N	200	40.9	-16.1	0.0	-5.3	0.0	0.0	30.1
494	593837.97	4782630.58	0.10	0	N	250	44.2	-16.1	0.0	-4.8	0.0	0.0	32.8
494	593837.97	4782630.58	0.10	0	N	315	44.7	-16.1	0.0	-4.0	0.0	0.0	32.6
494	593837.97	4782630.58	0.10	0	N	400	45.1	-16.1	0.0	-2.8	0.0	0.0	31.7
494	593837.97	4782630.58	0.10	0	N	500	47.5	-16.1	0.0	-1.0	0.0	0.0	32.3
494	593837.97	4782630.58	0.10	0	N	630	49.0	-16.1	0.0	1.8	0.0	0.0	31.1
494	593837.97	4782630.58	0.10	0	N	800	47.8	-16.1	0.0	5.3	0.0	0.0	26.4
494	593837.97	4782630.58	0.10	0	N	1000	48.4	-16.1	0.0	8.1	0.0	0.0	24.1
494	593837.97	4782630.58	0.10	0	N	1250	47.3	-16.1	0.0	10.1	0.0	0.0	21.1
494	593837.97	4782630.58	0.10	0	N	1600	46.7	-16.1	0.0	12.0	0.0	0.0	18.5
494	593837.97	4782630.58	0.10	0	N	2000	45.9	-16.1	0.0	13.9	0.0	0.0	15.9

Road, TNM, Name: "Rymal 6 eastbound", ID: "!02!Rymal6_EB"													
Nr.	X	Y	Z	Refl.	DEN	Freq.	Lw	Ad	Aair	Agr	Afol	RL	Lr
	(m)	(m)	(m)			(Hz)	dB(A)	(dB)	(dB)	(dB)	(dB)	(dB)	dB(A)
494	593837.97	4782630.58	0.10	0	N	2500	44.9	-16.1	0.0	15.3	0.0	0.0	13.4
494	593837.97	4782630.58	0.10	0	N	3150	44.2	-16.1	0.0	15.3	0.0	0.0	12.8
494	593837.97	4782630.58	0.10	0	N	4000	42.6	-16.1	0.0	13.7	0.0	0.0	12.7
494	593837.97	4782630.58	0.10	0	N	5000	40.8	-16.1	0.0	12.0	0.0	0.0	12.6
494	593837.97	4782630.58	0.10	0	N	6300	38.6	-16.1	0.0	12.0	0.0	0.0	10.5
494	593837.97	4782630.58	0.10	0	N	8000	35.9	-16.1	0.0	12.0	0.0	0.0	7.8
494	593837.97	4782630.58	0.10	0	N	10000	32.3	-16.1	0.0	12.0	0.0	0.0	4.1
495	593852.81	4782625.98	0.10	0	D	50	21.9	-13.9	0.0	-6.0	0.0	0.0	14.0
495	593852.81	4782625.98	0.10	0	D	63	29.2	-13.9	0.0	-5.9	0.0	0.0	21.2
495	593852.81	4782625.98	0.10	0	D	80	33.4	-13.9	0.0	-5.9	0.0	0.0	25.4
495	593852.81	4782625.98	0.10	0	D	100	35.7	-13.9	0.0	-5.8	0.0	0.0	27.6
495	593852.81	4782625.98	0.10	0	D	125	37.3	-13.9	0.0	-5.8	0.0	0.0	29.1
495	593852.81	4782625.98	0.10	0	D	160	39.0	-13.9	0.0	-5.6	0.0	0.0	30.6
495	593852.81	4782625.98	0.10	0	D	200	41.0	-13.9	0.0	-5.3	0.0	0.0	32.4
495	593852.81	4782625.98	0.10	0	D	250	44.2	-13.9	0.0	-4.9	0.0	0.0	35.2
495	593852.81	4782625.98	0.10	0	D	315	44.7	-13.9	0.0	-4.3	0.0	0.0	35.1
495	593852.81	4782625.98	0.10	0	D	400	45.1	-13.9	0.0	-3.2	0.0	0.0	34.4
495	593852.81	4782625.98	0.10	0	D	500	47.5	-13.9	0.0	-1.8	0.0	0.0	35.3
495	593852.81	4782625.98	0.10	0	D	630	49.0	-13.9	0.0	0.4	0.0	0.0	34.6
495	593852.81	4782625.98	0.10	0	D	800	47.9	-13.9	0.0	3.3	0.0	0.0	30.6
495	593852.81	4782625.98	0.10	0	D	1000	48.5	-13.9	0.0	5.9	0.0	0.0	28.6
495	593852.81	4782625.98	0.10	0	D	1250	47.4	-13.9	0.0	8.0	0.0	0.0	25.5
495	593852.81	4782625.98	0.10	0	D	1600	46.7	-13.9	0.0	10.0	0.0	0.0	22.8
495	593852.81	4782625.98	0.10	0	D	2000	46.0	-13.9	0.0	11.8	0.0	0.0	20.2
495	593852.81	4782625.98	0.10	0	D	2500	44.9	-13.9	0.0	13.2	0.0	0.0	17.7
495	593852.81	4782625.98	0.10	0	D	3150	44.3	-13.9	0.0	13.1	0.0	0.0	17.2
495	593852.81	4782625.98	0.10	0	D	4000	42.7	-13.9	0.0	11.4	0.0	0.0	17.3
495	593852.81	4782625.98	0.10	0	D	5000	40.8	-13.9	0.0	9.4	0.0	0.0	17.5
495	593852.81	4782625.98	0.10	0	D	6300	38.7	-13.9	0.0	9.4	0.0	0.0	15.3
495	593852.81	4782625.98	0.10	0	D	8000	36.0	-13.9	0.0	9.4	0.0	0.0	12.6
495	593852.81	4782625.98	0.10	0	D	10000	32.3	-13.9	0.0	9.4	0.0	0.0	9.0
495	593852.81	4782625.98	0.10	0	N	50	21.9	-13.9	0.0	-6.0	0.0	0.0	13.9
495	593852.81	4782625.98	0.10	0	N	63	29.2	-13.9	0.0	-5.9	0.0	0.0	21.1
495	593852.81	4782625.98	0.10	0	N	80	33.4	-13.9	0.0	-5.9	0.0	0.0	25.3
495	593852.81	4782625.98	0.10	0	N	100	35.7	-13.9	0.0	-5.8	0.0	0.0	27.5
495	593852.81	4782625.98	0.10	0	N	125	37.2	-13.9	0.0	-5.8	0.0	0.0	29.0
495	593852.81	4782625.98	0.10	0	N	160	38.9	-13.9	0.0	-5.6	0.0	0.0	30.6
495	593852.81	4782625.98	0.10	0	N	200	40.9	-13.9	0.0	-5.3	0.0	0.0	32.3
495	593852.81	4782625.98	0.10	0	N	250	44.2	-13.9	0.0	-4.9	0.0	0.0	35.1
495	593852.81	4782625.98	0.10	0	N	315	44.7	-13.9	0.0	-4.3	0.0	0.0	35.0
495	593852.81	4782625.98	0.10	0	N	400	45.1	-13.9	0.0	-3.2	0.0	0.0	34.3
495	593852.81	4782625.98	0.10	0	N	500	47.5	-13.9	0.0	-1.8	0.0	0.0	35.3
495	593852.81	4782625.98	0.10	0	N	630	49.0	-13.9	0.0	0.4	0.0	0.0	34.6
495	593852.81	4782625.98	0.10	0	N	800	47.8	-13.9	0.0	3.3	0.0	0.0	30.5
495	593852.81	4782625.98	0.10	0	N	1000	48.4	-13.9	0.0	5.9	0.0	0.0	28.5
495	593852.81	4782625.98	0.10	0	N	1250	47.3	-13.9	0.0	8.0	0.0	0.0	25.4
495	593852.81	4782625.98	0.10	0	N	1600	46.7	-13.9	0.0	10.0	0.0	0.0	22.7
495	593852.81	4782625.98	0.10	0	N	2000	45.9	-13.9	0.0	11.8	0.0	0.0	20.2
495	593852.81	4782625.98	0.10	0	N	2500	44.9	-13.9	0.0	13.2	0.0	0.0	17.7
495	593852.81	4782625.98	0.10	0	N	3150	44.2	-13.9	0.0	13.1	0.0	0.0	17.1
495	593852.81	4782625.98	0.10	0	N	4000	42.6	-13.9	0.0	11.4	0.0	0.0	17.3
495	593852.81	4782625.98	0.10	0	N	5000	40.8	-13.9	0.0	9.4	0.0	0.0	17.4
495	593852.81	4782625.98	0.10	0	N	6300	38.6	-13.9	0.0	9.4	0.0	0.0	15.3
495	593852.81	4782625.98	0.10	0	N	8000	35.9	-13.9	0.0	9.4	0.0	0.0	12.5
495	593852.81	4782625.98	0.10	0	N	10000	32.3	-13.9	0.0	9.4	0.0	0.0	8.9
496	593867.65	4782621.38	0.10	0	D	50	21.9	-11.8	0.0	-6.0	0.0	0.0	16.1
496	593867.65	4782621.38	0.10	0	D	63	29.2	-11.8	0.0	-5.9	0.0	0.0	23.4
496	593867.65	4782621.38	0.10	0	D	80	33.4	-11.8	0.0	-5.9	0.0	0.0	27.5
496	593867.65	4782621.38	0.10	0	D	100	35.7	-11.8	0.0	-5.8	0.0	0.0	29.8
496	593867.65	4782621.38	0.10	0	D	125	37.3	-11.8	0.0	-5.8	0.0	0.0	31.2
496	593867.65	4782621.38	0.10	0	D	160	39.0	-11.8	0.0	-5.6	0.0	0.0	32.8
496	593867.65	4782621.38	0.10	0	D	200	41.0	-11.8	0.0	-5.4	0.0	0.0	34.6
496	593867.65	4782621.38	0.10	0	D	250	44.2	-11.8	0.0	-5.0	0.0	0.0	37.5

Road, TNM, Name: "Rymal 6 eastbound", ID: "!02!Rymal6_EB"													
Nr.	X	Y	Z	Refl.	DEN	Freq.	Lw	Ad	Aair	Agr	Afol	RL	Lr
	(m)	(m)	(m)			(Hz)	dB(A)	(dB)	(dB)	(dB)	(dB)	(dB)	dB(A)
496	593867.65	4782621.38	0.10	0	D	315	44.7	-11.8	0.0	-4.5	0.0	0.0	37.4
496	593867.65	4782621.38	0.10	0	D	400	45.1	-11.8	0.0	-3.6	0.0	0.0	36.9
496	593867.65	4782621.38	0.10	0	D	500	47.5	-11.8	0.0	-2.4	0.0	0.0	38.1
496	593867.65	4782621.38	0.10	0	D	630	49.0	-11.8	0.0	-0.6	0.0	0.0	37.9
496	593867.65	4782621.38	0.10	0	D	800	47.9	-11.8	0.0	1.7	0.0	0.0	34.4
496	593867.65	4782621.38	0.10	0	D	1000	48.5	-11.8	0.0	4.0	0.0	0.0	32.7
496	593867.65	4782621.38	0.10	0	D	1250	47.4	-11.8	0.0	6.0	0.0	0.0	29.6
496	593867.65	4782621.38	0.10	0	D	1600	46.7	-11.8	0.0	8.0	0.0	0.0	26.9
496	593867.65	4782621.38	0.10	0	D	2000	46.0	-11.8	0.0	9.9	0.0	0.0	24.3
496	593867.65	4782621.38	0.10	0	D	2500	44.9	-11.8	0.0	11.3	0.0	0.0	21.9
496	593867.65	4782621.38	0.10	0	D	3150	44.3	-11.8	0.0	11.1	0.0	0.0	21.4
496	593867.65	4782621.38	0.10	0	D	4000	42.7	-11.8	0.0	9.2	0.0	0.0	21.7
496	593867.65	4782621.38	0.10	0	D	5000	40.8	-11.8	0.0	7.1	0.0	0.0	22.0
496	593867.65	4782621.38	0.10	0	D	6300	38.7	-11.8	0.0	7.1	0.0	0.0	19.9
496	593867.65	4782621.38	0.10	0	D	8000	36.0	-11.8	0.0	7.1	0.0	0.0	17.1
496	593867.65	4782621.38	0.10	0	D	10000	32.3	-11.8	0.0	7.1	0.0	0.0	13.5
496	593867.65	4782621.38	0.10	0	N	50	21.9	-11.8	0.0	-6.0	0.0	0.0	16.1
496	593867.65	4782621.38	0.10	0	N	63	29.2	-11.8	0.0	-5.9	0.0	0.0	23.3
496	593867.65	4782621.38	0.10	0	N	80	33.4	-11.8	0.0	-5.9	0.0	0.0	27.5
496	593867.65	4782621.38	0.10	0	N	100	35.7	-11.8	0.0	-5.8	0.0	0.0	29.7
496	593867.65	4782621.38	0.10	0	N	125	37.2	-11.8	0.0	-5.8	0.0	0.0	31.2
496	593867.65	4782621.38	0.10	0	N	160	38.9	-11.8	0.0	-5.6	0.0	0.0	32.8
496	593867.65	4782621.38	0.10	0	N	200	40.9	-11.8	0.0	-5.4	0.0	0.0	34.5
496	593867.65	4782621.38	0.10	0	N	250	44.2	-11.8	0.0	-5.0	0.0	0.0	37.4
496	593867.65	4782621.38	0.10	0	N	315	44.7	-11.8	0.0	-4.5	0.0	0.0	37.3
496	593867.65	4782621.38	0.10	0	N	400	45.1	-11.8	0.0	-3.6	0.0	0.0	36.9
496	593867.65	4782621.38	0.10	0	N	500	47.5	-11.8	0.0	-2.4	0.0	0.0	38.0
496	593867.65	4782621.38	0.10	0	N	630	49.0	-11.8	0.0	-0.6	0.0	0.0	37.8
496	593867.65	4782621.38	0.10	0	N	800	47.8	-11.8	0.0	1.7	0.0	0.0	34.3
496	593867.65	4782621.38	0.10	0	N	1000	48.4	-11.8	0.0	4.0	0.0	0.0	32.6
496	593867.65	4782621.38	0.10	0	N	1250	47.3	-11.8	0.0	6.0	0.0	0.0	29.5
496	593867.65	4782621.38	0.10	0	N	1600	46.7	-11.8	0.0	8.0	0.0	0.0	26.8
496	593867.65	4782621.38	0.10	0	N	2000	45.9	-11.8	0.0	9.9	0.0	0.0	24.2
496	593867.65	4782621.38	0.10	0	N	2500	44.9	-11.8	0.0	11.3	0.0	0.0	21.8
496	593867.65	4782621.38	0.10	0	N	3150	44.2	-11.8	0.0	11.1	0.0	0.0	21.3
496	593867.65	4782621.38	0.10	0	N	4000	42.6	-11.8	0.0	9.2	0.0	0.0	21.6
496	593867.65	4782621.38	0.10	0	N	5000	40.8	-11.8	0.0	7.1	0.0	0.0	21.9
496	593867.65	4782621.38	0.10	0	N	6300	38.6	-11.8	0.0	7.1	0.0	0.0	19.8
496	593867.65	4782621.38	0.10	0	N	8000	35.9	-11.8	0.0	7.1	0.0	0.0	17.0
496	593867.65	4782621.38	0.10	0	N	10000	32.3	-11.8	0.0	7.1	0.0	0.0	13.4
525	593878.78	4782617.93	0.10	0	D	50	21.9	-13.8	0.0	-6.0	0.0	0.0	14.2
525	593878.78	4782617.93	0.10	0	D	63	29.2	-13.8	0.0	-5.9	0.0	0.0	21.4
525	593878.78	4782617.93	0.10	0	D	80	33.4	-13.8	0.0	-5.9	0.0	0.0	25.6
525	593878.78	4782617.93	0.10	0	D	100	35.7	-13.8	0.0	-5.9	0.0	0.0	27.8
525	593878.78	4782617.93	0.10	0	D	125	37.3	-13.8	0.0	-5.8	0.0	0.0	29.3
525	593878.78	4782617.93	0.10	0	D	160	39.0	-13.8	0.0	-5.6	0.0	0.0	30.9
525	593878.78	4782617.93	0.10	0	D	200	41.0	-13.8	0.0	-5.4	0.0	0.0	32.7
525	593878.78	4782617.93	0.10	0	D	250	44.2	-13.8	0.0	-5.1	0.0	0.0	35.5
525	593878.78	4782617.93	0.10	0	D	315	44.7	-13.8	0.0	-4.6	0.0	0.0	35.5
525	593878.78	4782617.93	0.10	0	D	400	45.1	-13.8	0.0	-3.8	0.0	0.0	35.1
525	593878.78	4782617.93	0.10	0	D	500	47.5	-13.8	0.0	-2.7	0.0	0.0	36.4
525	593878.78	4782617.93	0.10	0	D	630	49.0	-13.8	0.0	-1.1	0.0	0.0	36.4
525	593878.78	4782617.93	0.10	0	D	800	47.9	-13.8	0.0	1.0	0.0	0.0	33.1
525	593878.78	4782617.93	0.10	0	D	1000	48.5	-13.8	0.0	3.1	0.0	0.0	31.6
525	593878.78	4782617.93	0.10	0	D	1250	47.4	-13.8	0.0	5.1	0.0	0.0	28.5
525	593878.78	4782617.93	0.10	0	D	1600	46.7	-13.8	0.0	7.2	0.0	0.0	25.8
525	593878.78	4782617.93	0.10	0	D	2000	46.0	-13.8	0.0	9.0	0.0	0.0	23.2
525	593878.78	4782617.93	0.10	0	D	2500	44.9	-13.8	0.0	10.4	0.0	0.0	20.8
525	593878.78	4782617.93	0.10	0	D	3150	44.3	-13.8	0.0	10.1	0.0	0.0	20.4
525	593878.78	4782617.93	0.10	0	D	4000	42.7	-13.8	0.0	8.2	0.0	0.0	20.7
525	593878.78	4782617.93	0.10	0	D	5000	40.8	-13.8	0.0	6.0	0.0	0.0	21.1
525	593878.78	4782617.93	0.10	0	D	6300	38.7	-13.8	0.0	6.0	0.0	0.0	19.0
525	593878.78	4782617.93	0.10	0	D	8000	36.0	-13.8	0.0	6.0	0.0	0.0	16.2

Road, TNM, Name: "Rymal 6 eastbound", ID: "!02!Rymal6_EB"													
Nr.	X	Y	Z	Refl.	DEN	Freq.	Lw	Ad	Aair	Agr	Afol	RL	Lr
	(m)	(m)	(m)			(Hz)	dB(A)	(dB)	(dB)	(dB)	(dB)	(dB)	dB(A)
525	593878.78	4782617.93	0.10	0	D	10000	32.3	-13.8	0.0	6.0	0.0	0.0	12.6
525	593878.78	4782617.93	0.10	0	N	50	21.9	-13.8	0.0	-6.0	0.0	0.0	14.1
525	593878.78	4782617.93	0.10	0	N	63	29.2	-13.8	0.0	-5.9	0.0	0.0	21.3
525	593878.78	4782617.93	0.10	0	N	80	33.4	-13.8	0.0	-5.9	0.0	0.0	25.5
525	593878.78	4782617.93	0.10	0	N	100	35.7	-13.8	0.0	-5.9	0.0	0.0	27.7
525	593878.78	4782617.93	0.10	0	N	125	37.2	-13.8	0.0	-5.8	0.0	0.0	29.2
525	593878.78	4782617.93	0.10	0	N	160	38.9	-13.8	0.0	-5.6	0.0	0.0	30.8
525	593878.78	4782617.93	0.10	0	N	200	40.9	-13.8	0.0	-5.4	0.0	0.0	32.6
525	593878.78	4782617.93	0.10	0	N	250	44.2	-13.8	0.0	-5.1	0.0	0.0	35.5
525	593878.78	4782617.93	0.10	0	N	315	44.7	-13.8	0.0	-4.6	0.0	0.0	35.5
525	593878.78	4782617.93	0.10	0	N	400	45.1	-13.8	0.0	-3.8	0.0	0.0	35.1
525	593878.78	4782617.93	0.10	0	N	500	47.5	-13.8	0.0	-2.7	0.0	0.0	36.4
525	593878.78	4782617.93	0.10	0	N	630	49.0	-13.8	0.0	-1.1	0.0	0.0	36.3
525	593878.78	4782617.93	0.10	0	N	800	47.8	-13.8	0.0	1.0	0.0	0.0	33.1
525	593878.78	4782617.93	0.10	0	N	1000	48.4	-13.8	0.0	3.1	0.0	0.0	31.5
525	593878.78	4782617.93	0.10	0	N	1250	47.3	-13.8	0.0	5.1	0.0	0.0	28.5
525	593878.78	4782617.93	0.10	0	N	1600	46.7	-13.8	0.0	7.2	0.0	0.0	25.8
525	593878.78	4782617.93	0.10	0	N	2000	45.9	-13.8	0.0	9.0	0.0	0.0	23.2
525	593878.78	4782617.93	0.10	0	N	2500	44.9	-13.8	0.0	10.4	0.0	0.0	20.7
525	593878.78	4782617.93	0.10	0	N	3150	44.2	-13.8	0.0	10.1	0.0	0.0	20.3
525	593878.78	4782617.93	0.10	0	N	4000	42.6	-13.8	0.0	8.2	0.0	0.0	20.7
525	593878.78	4782617.93	0.10	0	N	5000	40.8	-13.8	0.0	6.0	0.0	0.0	21.0
525	593878.78	4782617.93	0.10	0	N	6300	38.6	-13.8	0.0	6.0	0.0	0.0	18.9
525	593878.78	4782617.93	0.10	0	N	8000	35.9	-13.8	0.0	6.0	0.0	0.0	16.2
525	593878.78	4782617.93	0.10	0	N	10000	32.3	-13.8	0.0	6.0	0.0	0.0	12.5
528	593886.20	4782615.62	0.10	0	D	50	21.9	-13.7	0.0	-6.0	0.0	0.0	14.3
528	593886.20	4782615.62	0.10	0	D	63	29.2	-13.7	0.0	-5.9	0.0	0.0	21.5
528	593886.20	4782615.62	0.10	0	D	80	33.4	-13.7	0.0	-5.9	0.0	0.0	25.7
528	593886.20	4782615.62	0.10	0	D	100	35.7	-13.7	0.0	-5.9	0.0	0.0	27.9
528	593886.20	4782615.62	0.10	0	D	125	37.3	-13.7	0.0	-5.8	0.0	0.0	29.3
528	593886.20	4782615.62	0.10	0	D	160	39.0	-13.7	0.0	-5.6	0.0	0.0	30.9
528	593886.20	4782615.62	0.10	0	D	200	41.0	-13.7	0.0	-5.4	0.0	0.0	32.7
528	593886.20	4782615.62	0.10	0	D	250	44.2	-13.7	0.0	-5.1	0.0	0.0	35.6
528	593886.20	4782615.62	0.10	0	D	315	44.7	-13.7	0.0	-4.6	0.0	0.0	35.6
528	593886.20	4782615.62	0.10	0	D	400	45.1	-13.7	0.0	-3.8	0.0	0.0	35.2
528	593886.20	4782615.62	0.10	0	D	500	47.5	-13.7	0.0	-2.7	0.0	0.0	36.5
528	593886.20	4782615.62	0.10	0	D	630	49.0	-13.7	0.0	-1.1	0.0	0.0	36.5
528	593886.20	4782615.62	0.10	0	D	800	47.9	-13.7	0.0	0.9	0.0	0.0	33.2
528	593886.20	4782615.62	0.10	0	D	1000	48.5	-13.7	0.0	3.1	0.0	0.0	31.7
528	593886.20	4782615.62	0.10	0	D	1250	47.4	-13.7	0.0	5.0	0.0	0.0	28.7
528	593886.20	4782615.62	0.10	0	D	1600	46.7	-13.7	0.0	7.1	0.0	0.0	26.0
528	593886.20	4782615.62	0.10	0	D	2000	46.0	-13.7	0.0	8.9	0.0	0.0	23.4
528	593886.20	4782615.62	0.10	0	D	2500	44.9	-13.7	0.0	10.3	0.0	0.0	20.9
528	593886.20	4782615.62	0.10	0	D	3150	44.3	-13.7	0.0	10.1	0.0	0.0	20.5
528	593886.20	4782615.62	0.10	0	D	4000	42.7	-13.7	0.0	8.1	0.0	0.0	20.9
528	593886.20	4782615.62	0.10	0	D	5000	40.8	-13.7	0.0	5.9	0.0	0.0	21.3
528	593886.20	4782615.62	0.10	0	D	6300	38.7	-13.7	0.0	5.9	0.0	0.0	19.1
528	593886.20	4782615.62	0.10	0	D	8000	36.0	-13.7	0.0	5.9	0.0	0.0	16.4
528	593886.20	4782615.62	0.10	0	D	10000	32.3	-13.7	0.0	5.9	0.0	0.0	12.8
528	593886.20	4782615.62	0.10	0	N	50	21.9	-13.7	0.0	-6.0	0.0	0.0	14.2
528	593886.20	4782615.62	0.10	0	N	63	29.2	-13.7	0.0	-5.9	0.0	0.0	21.4
528	593886.20	4782615.62	0.10	0	N	80	33.4	-13.7	0.0	-5.9	0.0	0.0	25.6
528	593886.20	4782615.62	0.10	0	N	100	35.7	-13.7	0.0	-5.9	0.0	0.0	27.8
528	593886.20	4782615.62	0.10	0	N	125	37.2	-13.7	0.0	-5.8	0.0	0.0	29.3
528	593886.20	4782615.62	0.10	0	N	160	38.9	-13.7	0.0	-5.6	0.0	0.0	30.9
528	593886.20	4782615.62	0.10	0	N	200	40.9	-13.7	0.0	-5.4	0.0	0.0	32.7
528	593886.20	4782615.62	0.10	0	N	250	44.2	-13.7	0.0	-5.1	0.0	0.0	35.5
528	593886.20	4782615.62	0.10	0	N	315	44.7	-13.7	0.0	-4.6	0.0	0.0	35.5
528	593886.20	4782615.62	0.10	0	N	400	45.1	-13.7	0.0	-3.8	0.0	0.0	35.1
528	593886.20	4782615.62	0.10	0	N	500	47.5	-13.7	0.0	-2.7	0.0	0.0	36.5
528	593886.20	4782615.62	0.10	0	N	630	49.0	-13.7	0.0	-1.1	0.0	0.0	36.4
528	593886.20	4782615.62	0.10	0	N	800	47.8	-13.7	0.0	0.9	0.0	0.0	33.2
528	593886.20	4782615.62	0.10	0	N	1000	48.4	-13.7	0.0	3.1	0.0	0.0	31.7

Road, TNM, Name: "Rymal 6 eastbound", ID: "!02!Rymal6_EB"													
Nr.	X	Y	Z	Refl.	DEN	Freq.	Lw	Ad	Aair	Agr	Afol	RL	Lr
	(m)	(m)	(m)			(Hz)	dB(A)	(dB)	(dB)	(dB)	(dB)	(dB)	dB(A)
528	593886.20	4782615.62	0.10	0	N	1250	47.3	-13.7	0.0	5.0	0.0	0.0	28.6
528	593886.20	4782615.62	0.10	0	N	1600	46.7	-13.7	0.0	7.1	0.0	0.0	25.9
528	593886.20	4782615.62	0.10	0	N	2000	45.9	-13.7	0.0	8.9	0.0	0.0	23.3
528	593886.20	4782615.62	0.10	0	N	2500	44.9	-13.7	0.0	10.3	0.0	0.0	20.9
528	593886.20	4782615.62	0.10	0	N	3150	44.2	-13.7	0.0	10.1	0.0	0.0	20.5
528	593886.20	4782615.62	0.10	0	N	4000	42.6	-13.7	0.0	8.1	0.0	0.0	20.8
528	593886.20	4782615.62	0.10	0	N	5000	40.8	-13.7	0.0	5.9	0.0	0.0	21.2
528	593886.20	4782615.62	0.10	0	N	6300	38.6	-13.7	0.0	5.9	0.0	0.0	19.1
528	593886.20	4782615.62	0.10	0	N	8000	35.9	-13.7	0.0	5.9	0.0	0.0	16.3
528	593886.20	4782615.62	0.10	0	N	10000	32.3	-13.7	0.0	5.9	0.0	0.0	12.7
530	593897.33	4782612.17	0.10	0	D	50	21.9	-11.6	0.0	-6.0	0.0	0.0	16.4
530	593897.33	4782612.17	0.10	0	D	63	29.2	-11.6	0.0	-5.9	0.0	0.0	23.6
530	593897.33	4782612.17	0.10	0	D	80	33.4	-11.6	0.0	-5.9	0.0	0.0	27.8
530	593897.33	4782612.17	0.10	0	D	100	35.7	-11.6	0.0	-5.9	0.0	0.0	30.0
530	593897.33	4782612.17	0.10	0	D	125	37.3	-11.6	0.0	-5.8	0.0	0.0	31.4
530	593897.33	4782612.17	0.10	0	D	160	39.0	-11.6	0.0	-5.6	0.0	0.0	33.0
530	593897.33	4782612.17	0.10	0	D	200	41.0	-11.6	0.0	-5.4	0.0	0.0	34.8
530	593897.33	4782612.17	0.10	0	D	250	44.2	-11.6	0.0	-5.0	0.0	0.0	37.7
530	593897.33	4782612.17	0.10	0	D	315	44.7	-11.6	0.0	-4.5	0.0	0.0	37.6
530	593897.33	4782612.17	0.10	0	D	400	45.1	-11.6	0.0	-3.6	0.0	0.0	37.2
530	593897.33	4782612.17	0.10	0	D	500	47.5	-11.6	0.0	-2.5	0.0	0.0	38.4
530	593897.33	4782612.17	0.10	0	D	630	49.0	-11.6	0.0	-0.8	0.0	0.0	38.2
530	593897.33	4782612.17	0.10	0	D	800	47.9	-11.6	0.0	1.5	0.0	0.0	34.8
530	593897.33	4782612.17	0.10	0	D	1000	48.5	-11.6	0.0	3.8	0.0	0.0	33.1
530	593897.33	4782612.17	0.10	0	D	1250	47.4	-11.6	0.0	5.8	0.0	0.0	30.0
530	593897.33	4782612.17	0.10	0	D	1600	46.7	-11.6	0.0	7.8	0.0	0.0	27.3
530	593897.33	4782612.17	0.10	0	D	2000	46.0	-11.6	0.0	9.7	0.0	0.0	24.7
530	593897.33	4782612.17	0.10	0	D	2500	44.9	-11.6	0.0	11.1	0.0	0.0	22.3
530	593897.33	4782612.17	0.10	0	D	3150	44.3	-11.6	0.0	10.9	0.0	0.0	21.8
530	593897.33	4782612.17	0.10	0	D	4000	42.7	-11.6	0.0	8.9	0.0	0.0	22.1
530	593897.33	4782612.17	0.10	0	D	5000	40.8	-11.6	0.0	6.8	0.0	0.0	22.4
530	593897.33	4782612.17	0.10	0	D	6300	38.7	-11.6	0.0	6.8	0.0	0.0	20.3
530	593897.33	4782612.17	0.10	0	D	8000	36.0	-11.6	0.0	6.8	0.0	0.0	17.6
530	593897.33	4782612.17	0.10	0	D	10000	32.3	-11.6	0.0	6.8	0.0	0.0	14.0
530	593897.33	4782612.17	0.10	0	N	50	21.9	-11.6	0.0	-6.0	0.0	0.0	16.3
530	593897.33	4782612.17	0.10	0	N	63	29.2	-11.6	0.0	-5.9	0.0	0.0	23.5
530	593897.33	4782612.17	0.10	0	N	80	33.4	-11.6	0.0	-5.9	0.0	0.0	27.7
530	593897.33	4782612.17	0.10	0	N	100	35.7	-11.6	0.0	-5.9	0.0	0.0	29.9
530	593897.33	4782612.17	0.10	0	N	125	37.2	-11.6	0.0	-5.8	0.0	0.0	31.4
530	593897.33	4782612.17	0.10	0	N	160	38.9	-11.6	0.0	-5.6	0.0	0.0	33.0
530	593897.33	4782612.17	0.10	0	N	200	40.9	-11.6	0.0	-5.4	0.0	0.0	34.8
530	593897.33	4782612.17	0.10	0	N	250	44.2	-11.6	0.0	-5.0	0.0	0.0	37.6
530	593897.33	4782612.17	0.10	0	N	315	44.7	-11.6	0.0	-4.5	0.0	0.0	37.6
530	593897.33	4782612.17	0.10	0	N	400	45.1	-11.6	0.0	-3.6	0.0	0.0	37.1
530	593897.33	4782612.17	0.10	0	N	500	47.5	-11.6	0.0	-2.5	0.0	0.0	38.3
530	593897.33	4782612.17	0.10	0	N	630	49.0	-11.6	0.0	-0.8	0.0	0.0	38.1
530	593897.33	4782612.17	0.10	0	N	800	47.8	-11.6	0.0	1.5	0.0	0.0	34.7
530	593897.33	4782612.17	0.10	0	N	1000	48.4	-11.6	0.0	3.8	0.0	0.0	33.0
530	593897.33	4782612.17	0.10	0	N	1250	47.3	-11.6	0.0	5.8	0.0	0.0	29.9
530	593897.33	4782612.17	0.10	0	N	1600	46.7	-11.6	0.0	7.8	0.0	0.0	27.2
530	593897.33	4782612.17	0.10	0	N	2000	45.9	-11.6	0.0	9.7	0.0	0.0	24.7
530	593897.33	4782612.17	0.10	0	N	2500	44.9	-11.6	0.0	11.1	0.0	0.0	22.2
530	593897.33	4782612.17	0.10	0	N	3150	44.2	-11.6	0.0	10.9	0.0	0.0	21.8
530	593897.33	4782612.17	0.10	0	N	4000	42.6	-11.6	0.0	8.9	0.0	0.0	22.1
530	593897.33	4782612.17	0.10	0	N	5000	40.8	-11.6	0.0	6.8	0.0	0.0	22.4
530	593897.33	4782612.17	0.10	0	N	6300	38.6	-11.6	0.0	6.8	0.0	0.0	20.3
530	593897.33	4782612.17	0.10	0	N	8000	35.9	-11.6	0.0	6.8	0.0	0.0	17.5
530	593897.33	4782612.17	0.10	0	N	10000	32.3	-11.6	0.0	6.8	0.0	0.0	13.9
532	593912.17	4782607.57	0.10	0	D	50	21.9	-13.7	0.0	-6.0	0.0	0.0	14.3
532	593912.17	4782607.57	0.10	0	D	63	29.2	-13.7	0.0	-5.9	0.0	0.0	21.5
532	593912.17	4782607.57	0.10	0	D	80	33.4	-13.7	0.0	-5.9	0.0	0.0	25.7
532	593912.17	4782607.57	0.10	0	D	100	35.7	-13.7	0.0	-5.8	0.0	0.0	27.9
532	593912.17	4782607.57	0.10	0	D	125	37.3	-13.7	0.0	-5.8	0.0	0.0	29.3

Road, TNM, Name: "Rymal 6 eastbound", ID: "!02!Rymal6_EB"													
Nr.	X	Y	Z	Refl.	DEN	Freq.	Lw	Ad	Aair	Agr	Afol	RL	Lr
	(m)	(m)	(m)			(Hz)	dB(A)	(dB)	(dB)	(dB)	(dB)	(dB)	dB(A)
532	593912.17	4782607.57	0.10	0	D	160	39.0	-13.7	0.0	-5.6	0.0	0.0	30.9
532	593912.17	4782607.57	0.10	0	D	200	41.0	-13.7	0.0	-5.3	0.0	0.0	32.7
532	593912.17	4782607.57	0.10	0	D	250	44.2	-13.7	0.0	-4.9	0.0	0.0	35.5
532	593912.17	4782607.57	0.10	0	D	315	44.7	-13.7	0.0	-4.3	0.0	0.0	35.4
532	593912.17	4782607.57	0.10	0	D	400	45.1	-13.7	0.0	-3.3	0.0	0.0	34.7
532	593912.17	4782607.57	0.10	0	D	500	47.5	-13.7	0.0	-1.8	0.0	0.0	35.7
532	593912.17	4782607.57	0.10	0	D	630	49.0	-13.7	0.0	0.3	0.0	0.0	35.1
532	593912.17	4782607.57	0.10	0	D	800	47.9	-13.7	0.0	3.1	0.0	0.0	31.1
532	593912.17	4782607.57	0.10	0	D	1000	48.5	-13.7	0.0	5.7	0.0	0.0	29.1
532	593912.17	4782607.57	0.10	0	D	1250	47.4	-13.7	0.0	7.7	0.0	0.0	26.0
532	593912.17	4782607.57	0.10	0	D	1600	46.7	-13.7	0.0	9.7	0.0	0.0	23.3
532	593912.17	4782607.57	0.10	0	D	2000	46.0	-13.7	0.0	11.6	0.0	0.0	20.8
532	593912.17	4782607.57	0.10	0	D	2500	44.9	-13.7	0.0	13.0	0.0	0.0	18.3
532	593912.17	4782607.57	0.10	0	D	3150	44.3	-13.7	0.0	12.9	0.0	0.0	17.8
532	593912.17	4782607.57	0.10	0	D	4000	42.7	-13.7	0.0	11.1	0.0	0.0	17.9
532	593912.17	4782607.57	0.10	0	D	5000	40.8	-13.7	0.0	9.1	0.0	0.0	18.1
532	593912.17	4782607.57	0.10	0	D	6300	38.7	-13.7	0.0	9.1	0.0	0.0	15.9
532	593912.17	4782607.57	0.10	0	D	8000	36.0	-13.7	0.0	9.1	0.0	0.0	13.2
532	593912.17	4782607.57	0.10	0	D	10000	32.3	-13.7	0.0	9.1	0.0	0.0	9.6
532	593912.17	4782607.57	0.10	0	N	50	21.9	-13.7	0.0	-6.0	0.0	0.0	14.2
532	593912.17	4782607.57	0.10	0	N	63	29.2	-13.7	0.0	-5.9	0.0	0.0	21.4
532	593912.17	4782607.57	0.10	0	N	80	33.4	-13.7	0.0	-5.9	0.0	0.0	25.6
532	593912.17	4782607.57	0.10	0	N	100	35.7	-13.7	0.0	-5.8	0.0	0.0	27.8
532	593912.17	4782607.57	0.10	0	N	125	37.2	-13.7	0.0	-5.8	0.0	0.0	29.3
532	593912.17	4782607.57	0.10	0	N	160	38.9	-13.7	0.0	-5.6	0.0	0.0	30.9
532	593912.17	4782607.57	0.10	0	N	200	40.9	-13.7	0.0	-5.3	0.0	0.0	32.6
532	593912.17	4782607.57	0.10	0	N	250	44.2	-13.7	0.0	-4.9	0.0	0.0	35.4
532	593912.17	4782607.57	0.10	0	N	315	44.7	-13.7	0.0	-4.3	0.0	0.0	35.3
532	593912.17	4782607.57	0.10	0	N	400	45.1	-13.7	0.0	-3.3	0.0	0.0	34.7
532	593912.17	4782607.57	0.10	0	N	500	47.5	-13.7	0.0	-1.8	0.0	0.0	35.6
532	593912.17	4782607.57	0.10	0	N	630	49.0	-13.7	0.0	0.3	0.0	0.0	35.0
532	593912.17	4782607.57	0.10	0	N	800	47.8	-13.7	0.0	3.1	0.0	0.0	31.1
532	593912.17	4782607.57	0.10	0	N	1000	48.4	-13.7	0.0	5.7	0.0	0.0	29.1
532	593912.17	4782607.57	0.10	0	N	1250	47.3	-13.7	0.0	7.7	0.0	0.0	25.9
532	593912.17	4782607.57	0.10	0	N	1600	46.7	-13.7	0.0	9.7	0.0	0.0	23.3
532	593912.17	4782607.57	0.10	0	N	2000	45.9	-13.7	0.0	11.6	0.0	0.0	20.7
532	593912.17	4782607.57	0.10	0	N	2500	44.9	-13.7	0.0	13.0	0.0	0.0	18.2
532	593912.17	4782607.57	0.10	0	N	3150	44.2	-13.7	0.0	12.9	0.0	0.0	17.7
532	593912.17	4782607.57	0.10	0	N	4000	42.6	-13.7	0.0	11.1	0.0	0.0	17.9
532	593912.17	4782607.57	0.10	0	N	5000	40.8	-13.7	0.0	9.1	0.0	0.0	18.0
532	593912.17	4782607.57	0.10	0	N	6300	38.6	-13.7	0.0	9.1	0.0	0.0	15.9
532	593912.17	4782607.57	0.10	0	N	8000	35.9	-13.7	0.0	9.1	0.0	0.0	13.1
532	593912.17	4782607.57	0.10	0	N	10000	32.3	-13.7	0.0	9.1	0.0	0.0	9.5
555	593931.52	4782601.57	0.10	0	D	50	21.9	-14.4	0.0	-6.0	0.0	0.0	13.6
555	593931.52	4782601.57	0.10	0	D	63	29.2	-14.4	0.0	-5.9	0.0	0.0	20.8
555	593931.52	4782601.57	0.10	0	D	80	33.4	-14.4	0.0	-5.9	0.0	0.0	25.0
555	593931.52	4782601.57	0.10	0	D	100	35.7	-14.4	0.0	-5.8	0.0	0.0	27.2
555	593931.52	4782601.57	0.10	0	D	125	37.3	-14.4	0.0	-5.7	0.0	0.0	28.6
555	593931.52	4782601.57	0.10	0	D	160	39.0	-14.4	0.0	-5.5	0.0	0.0	30.2
555	593931.52	4782601.57	0.10	0	D	200	41.0	-14.4	0.0	-5.3	0.0	0.0	31.9
555	593931.52	4782601.57	0.10	0	D	250	44.2	-14.4	0.0	-4.8	0.0	0.0	34.6
555	593931.52	4782601.57	0.10	0	D	315	44.7	-14.4	0.0	-4.0	0.0	0.0	34.4
555	593931.52	4782601.57	0.10	0	D	400	45.1	-14.4	0.0	-2.7	0.0	0.0	33.5
555	593931.52	4782601.57	0.10	0	D	500	47.5	-14.4	0.0	-0.8	0.0	0.0	34.0
555	593931.52	4782601.57	0.10	0	D	630	49.0	-14.4	0.0	2.0	0.0	0.0	32.7
555	593931.52	4782601.57	0.10	0	D	800	47.9	-14.4	0.0	5.7	0.0	0.0	27.8
555	593931.52	4782601.57	0.10	0	D	1000	48.5	-14.4	0.0	8.5	0.0	0.0	25.6
555	593931.52	4782601.57	0.10	0	D	1250	47.4	-14.4	0.0	10.4	0.0	0.0	22.6
555	593931.52	4782601.57	0.10	0	D	1600	46.7	-14.4	0.0	12.3	0.0	0.0	20.0
555	593931.52	4782601.57	0.10	0	D	2000	46.0	-14.4	0.0	14.2	0.0	0.0	17.4
555	593931.52	4782601.57	0.10	0	D	2500	44.9	-14.4	0.0	15.7	0.0	0.0	14.9
555	593931.52	4782601.57	0.10	0	D	3150	44.3	-14.4	0.0	15.7	0.0	0.0	14.2
555	593931.52	4782601.57	0.10	0	D	4000	42.7	-14.4	0.0	14.1	0.0	0.0	14.2

Road, TNM, Name: "Rymal 6 eastbound", ID: "!02!Rymal6_EB"													
Nr.	X	Y	Z	Refl.	DEN	Freq.	Lw	Ad	Aair	Agr	Afol	RL	Lr
	(m)	(m)	(m)			(Hz)	dB(A)	(dB)	(dB)	(dB)	(dB)	(dB)	dB(A)
555	593931.52	4782601.57	0.10	0	D	5000	40.8	-14.4	0.0	12.5	0.0	0.0	14.0
555	593931.52	4782601.57	0.10	0	D	6300	38.7	-14.4	0.0	12.5	0.0	0.0	11.9
555	593931.52	4782601.57	0.10	0	D	8000	36.0	-14.4	0.0	12.5	0.0	0.0	9.1
555	593931.52	4782601.57	0.10	0	D	10000	32.3	-14.4	0.0	12.5	0.0	0.0	5.5
555	593931.52	4782601.57	0.10	0	N	50	21.9	-14.4	0.0	-6.0	0.0	0.0	13.5
555	593931.52	4782601.57	0.10	0	N	63	29.2	-14.4	0.0	-5.9	0.0	0.0	20.7
555	593931.52	4782601.57	0.10	0	N	80	33.4	-14.4	0.0	-5.9	0.0	0.0	24.9
555	593931.52	4782601.57	0.10	0	N	100	35.7	-14.4	0.0	-5.8	0.0	0.0	27.1
555	593931.52	4782601.57	0.10	0	N	125	37.2	-14.4	0.0	-5.7	0.0	0.0	28.6
555	593931.52	4782601.57	0.10	0	N	160	38.9	-14.4	0.0	-5.5	0.0	0.0	30.1
555	593931.52	4782601.57	0.10	0	N	200	40.9	-14.4	0.0	-5.3	0.0	0.0	31.8
555	593931.52	4782601.57	0.10	0	N	250	44.2	-14.4	0.0	-4.8	0.0	0.0	34.6
555	593931.52	4782601.57	0.10	0	N	315	44.7	-14.4	0.0	-4.0	0.0	0.0	34.3
555	593931.52	4782601.57	0.10	0	N	400	45.1	-14.4	0.0	-2.7	0.0	0.0	33.4
555	593931.52	4782601.57	0.10	0	N	500	47.5	-14.4	0.0	-0.8	0.0	0.0	33.9
555	593931.52	4782601.57	0.10	0	N	630	49.0	-14.4	0.0	2.0	0.0	0.0	32.6
555	593931.52	4782601.57	0.10	0	N	800	47.8	-14.4	0.0	5.7	0.0	0.0	27.8
555	593931.52	4782601.57	0.10	0	N	1000	48.4	-14.4	0.0	8.5	0.0	0.0	25.5
555	593931.52	4782601.57	0.10	0	N	1250	47.3	-14.4	0.0	10.4	0.0	0.0	22.5
555	593931.52	4782601.57	0.10	0	N	1600	46.7	-14.4	0.0	12.3	0.0	0.0	20.0
555	593931.52	4782601.57	0.10	0	N	2000	45.9	-14.4	0.0	14.2	0.0	0.0	17.4
555	593931.52	4782601.57	0.10	0	N	2500	44.9	-14.4	0.0	15.7	0.0	0.0	14.8
555	593931.52	4782601.57	0.10	0	N	3150	44.2	-14.4	0.0	15.7	0.0	0.0	14.2
555	593931.52	4782601.57	0.10	0	N	4000	42.6	-14.4	0.0	14.1	0.0	0.0	14.1
555	593931.52	4782601.57	0.10	0	N	5000	40.8	-14.4	0.0	12.5	0.0	0.0	14.0
555	593931.52	4782601.57	0.10	0	N	6300	38.6	-14.4	0.0	12.5	0.0	0.0	11.8
555	593931.52	4782601.57	0.10	0	N	8000	35.9	-14.4	0.0	12.5	0.0	0.0	9.1
555	593931.52	4782601.57	0.10	0	N	10000	32.3	-14.4	0.0	12.5	0.0	0.0	5.5
558	593955.36	4782594.17	0.10	0	D	50	21.9	-17.2	0.0	-6.0	0.0	0.0	10.7
558	593955.36	4782594.17	0.10	0	D	63	29.2	-17.2	0.0	-5.9	0.0	0.0	17.9
558	593955.36	4782594.17	0.10	0	D	80	33.4	-17.2	0.0	-5.9	0.0	0.0	22.1
558	593955.36	4782594.17	0.10	0	D	100	35.7	-17.2	0.0	-5.8	0.0	0.0	24.3
558	593955.36	4782594.17	0.10	0	D	125	37.3	-17.2	0.0	-5.7	0.0	0.0	25.7
558	593955.36	4782594.17	0.10	0	D	160	39.0	-17.2	0.0	-5.5	0.0	0.0	27.2
558	593955.36	4782594.17	0.10	0	D	200	41.0	-17.2	0.0	-5.1	0.0	0.0	28.9
558	593955.36	4782594.17	0.10	0	D	250	44.2	-17.2	0.0	-4.6	0.0	0.0	31.6
558	593955.36	4782594.17	0.10	0	D	315	44.7	-17.2	0.0	-3.6	0.0	0.0	31.1
558	593955.36	4782594.17	0.10	0	D	400	45.1	-17.2	0.0	-1.9	0.0	0.0	29.8
558	593955.36	4782594.17	0.10	0	D	500	47.5	-17.2	0.0	0.5	0.0	0.0	29.7
558	593955.36	4782594.17	0.10	0	D	630	49.0	-17.2	0.0	4.3	0.0	0.0	27.5
558	593955.36	4782594.17	0.10	0	D	800	47.9	-17.2	0.0	8.9	0.0	0.0	21.8
558	593955.36	4782594.17	0.10	0	D	1000	48.5	-17.2	0.0	11.6	0.0	0.0	19.6
558	593955.36	4782594.17	0.10	0	D	1250	47.4	-17.2	0.0	13.2	0.0	0.0	16.9
558	593955.36	4782594.17	0.10	0	D	1600	46.7	-17.2	0.0	15.1	0.0	0.0	14.4
558	593955.36	4782594.17	0.10	0	D	2000	46.0	-17.2	0.0	17.0	0.0	0.0	11.7
558	593955.36	4782594.17	0.10	0	D	2500	44.9	-17.2	0.0	18.6	0.0	0.0	9.1
558	593955.36	4782594.17	0.10	0	D	3150	44.3	-17.2	0.0	18.8	0.0	0.0	8.3
558	593955.36	4782594.17	0.10	0	D	4000	42.7	-17.2	0.0	17.5	0.0	0.0	7.9
558	593955.36	4782594.17	0.10	0	D	5000	40.8	-17.2	0.0	16.2	0.0	0.0	7.4
558	593955.36	4782594.17	0.10	0	D	6300	38.7	-17.2	0.0	16.2	0.0	0.0	5.3
558	593955.36	4782594.17	0.10	0	D	8000	36.0	-17.2	0.0	16.2	0.0	0.0	2.5
558	593955.36	4782594.17	0.10	0	N	50	21.9	-17.2	0.0	-6.0	0.0	0.0	10.7
558	593955.36	4782594.17	0.10	0	N	63	29.2	-17.2	0.0	-5.9	0.0	0.0	17.8
558	593955.36	4782594.17	0.10	0	N	80	33.4	-17.2	0.0	-5.9	0.0	0.0	22.0
558	593955.36	4782594.17	0.10	0	N	100	35.7	-17.2	0.0	-5.8	0.0	0.0	24.2
558	593955.36	4782594.17	0.10	0	N	125	37.2	-17.2	0.0	-5.7	0.0	0.0	25.6
558	593955.36	4782594.17	0.10	0	N	160	38.9	-17.2	0.0	-5.5	0.0	0.0	27.2
558	593955.36	4782594.17	0.10	0	N	200	40.9	-17.2	0.0	-5.1	0.0	0.0	28.8
558	593955.36	4782594.17	0.10	0	N	250	44.2	-17.2	0.0	-4.6	0.0	0.0	31.5
558	593955.36	4782594.17	0.10	0	N	315	44.7	-17.2	0.0	-3.6	0.0	0.0	31.0
558	593955.36	4782594.17	0.10	0	N	400	45.1	-17.2	0.0	-1.9	0.0	0.0	29.8
558	593955.36	4782594.17	0.10	0	N	500	47.5	-17.2	0.0	0.5	0.0	0.0	29.7
558	593955.36	4782594.17	0.10	0	N	630	49.0	-17.2	0.0	4.3	0.0	0.0	27.4

Road, TNM, Name: "Rymal 6 eastbound", ID: "!02!Rymal6_EB"													
Nr.	X	Y	Z	Refl.	DEN	Freq.	Lw	Ad	Aair	Agr	Afol	RL	Lr
	(m)	(m)	(m)			(Hz)	dB(A)	(dB)	(dB)	(dB)	(dB)	(dB)	dB(A)
558	593955.36	4782594.17	0.10	0	N	800	47.8	-17.2	0.0	8.9	0.0	0.0	21.7
558	593955.36	4782594.17	0.10	0	N	1000	48.4	-17.2	0.0	11.6	0.0	0.0	19.6
558	593955.36	4782594.17	0.10	0	N	1250	47.3	-17.2	0.0	13.2	0.0	0.0	16.8
558	593955.36	4782594.17	0.10	0	N	1600	46.7	-17.2	0.0	15.1	0.0	0.0	14.3
558	593955.36	4782594.17	0.10	0	N	2000	45.9	-17.2	0.0	17.0	0.0	0.0	11.7
558	593955.36	4782594.17	0.10	0	N	2500	44.9	-17.2	0.0	18.6	0.0	0.0	9.0
558	593955.36	4782594.17	0.10	0	N	3150	44.2	-17.2	0.0	18.8	0.0	0.0	8.2
558	593955.36	4782594.17	0.10	0	N	4000	42.6	-17.2	0.0	17.5	0.0	0.0	7.9
558	593955.36	4782594.17	0.10	0	N	5000	40.8	-17.2	0.0	16.2	0.0	0.0	7.3
558	593955.36	4782594.17	0.10	0	N	6300	38.6	-17.2	0.0	16.2	0.0	0.0	5.2
558	593955.36	4782594.17	0.10	0	N	8000	35.9	-17.2	0.0	16.2	0.0	0.0	2.4
607	593991.13	4782583.08	0.10	0	D	50	21.9	-17.3	0.0	-6.0	0.0	0.0	10.7
607	593991.13	4782583.08	0.10	0	D	63	29.2	-17.3	0.0	-5.9	0.0	0.0	17.8
607	593991.13	4782583.08	0.10	0	D	80	33.4	-17.3	0.0	-5.9	0.0	0.0	22.0
607	593991.13	4782583.08	0.10	0	D	100	35.7	-17.3	0.0	-5.8	0.0	0.0	24.2
607	593991.13	4782583.08	0.10	0	D	125	37.3	-17.3	0.0	-5.6	0.0	0.0	25.6
607	593991.13	4782583.08	0.10	0	D	160	39.0	-17.3	0.0	-5.4	0.0	0.0	27.1
607	593991.13	4782583.08	0.10	0	D	200	41.0	-17.3	0.0	-5.0	0.0	0.0	28.7
607	593991.13	4782583.08	0.10	0	D	250	44.2	-17.3	0.0	-4.2	0.0	0.0	31.2
607	593991.13	4782583.08	0.10	0	D	315	44.7	-17.3	0.0	-3.0	0.0	0.0	30.4
607	593991.13	4782583.08	0.10	0	D	400	45.1	-17.3	0.0	-0.8	0.0	0.0	28.6
607	593991.13	4782583.08	0.10	0	D	500	47.5	-17.3	0.0	2.6	0.0	0.0	27.6
607	593991.13	4782583.08	0.10	0	D	630	49.0	-17.3	0.0	7.8	0.0	0.0	24.0
607	593991.13	4782583.08	0.10	0	D	800	47.9	-17.3	0.0	13.0	0.0	0.0	17.6
607	593991.13	4782583.08	0.10	0	D	1000	48.5	-17.3	0.0	15.0	0.0	0.0	16.1
607	593991.13	4782583.08	0.10	0	D	1250	47.4	-17.3	0.0	16.5	0.0	0.0	13.6
607	593991.13	4782583.08	0.10	0	D	1600	46.7	-17.3	0.0	18.4	0.0	0.0	11.0
607	593991.13	4782583.08	0.10	0	D	2000	46.0	-17.3	0.0	20.4	0.0	0.0	8.3
607	593991.13	4782583.08	0.10	0	D	2500	44.9	-17.3	0.0	22.1	0.0	0.0	5.6
607	593991.13	4782583.08	0.10	0	D	3150	44.3	-17.3	0.0	22.5	0.0	0.0	4.5
607	593991.13	4782583.08	0.10	0	D	4000	42.7	-17.3	0.0	21.7	0.0	0.0	3.7
607	593991.13	4782583.08	0.10	0	D	5000	40.8	-17.3	0.0	21.0	0.0	0.0	2.5
607	593991.13	4782583.08	0.10	0	D	6300	38.7	-17.3	0.0	21.0	0.0	0.0	0.4
607	593991.13	4782583.08	0.10	0	N	50	21.9	-17.3	0.0	-6.0	0.0	0.0	10.6
607	593991.13	4782583.08	0.10	0	N	63	29.2	-17.3	0.0	-5.9	0.0	0.0	17.8
607	593991.13	4782583.08	0.10	0	N	80	33.4	-17.3	0.0	-5.9	0.0	0.0	21.9
607	593991.13	4782583.08	0.10	0	N	100	35.7	-17.3	0.0	-5.8	0.0	0.0	24.1
607	593991.13	4782583.08	0.10	0	N	125	37.2	-17.3	0.0	-5.6	0.0	0.0	25.5
607	593991.13	4782583.08	0.10	0	N	160	38.9	-17.3	0.0	-5.4	0.0	0.0	27.0
607	593991.13	4782583.08	0.10	0	N	200	40.9	-17.3	0.0	-5.0	0.0	0.0	28.6
607	593991.13	4782583.08	0.10	0	N	250	44.2	-17.3	0.0	-4.2	0.0	0.0	31.1
607	593991.13	4782583.08	0.10	0	N	315	44.7	-17.3	0.0	-3.0	0.0	0.0	30.3
607	593991.13	4782583.08	0.10	0	N	400	45.1	-17.3	0.0	-0.8	0.0	0.0	28.5
607	593991.13	4782583.08	0.10	0	N	500	47.5	-17.3	0.0	2.6	0.0	0.0	27.5
607	593991.13	4782583.08	0.10	0	N	630	49.0	-17.3	0.0	7.8	0.0	0.0	23.9
607	593991.13	4782583.08	0.10	0	N	800	47.8	-17.3	0.0	13.0	0.0	0.0	17.5
607	593991.13	4782583.08	0.10	0	N	1000	48.4	-17.3	0.0	15.0	0.0	0.0	16.1
607	593991.13	4782583.08	0.10	0	N	1250	47.3	-17.3	0.0	16.5	0.0	0.0	13.5
607	593991.13	4782583.08	0.10	0	N	1600	46.7	-17.3	0.0	18.4	0.0	0.0	11.0
607	593991.13	4782583.08	0.10	0	N	2000	45.9	-17.3	0.0	20.4	0.0	0.0	8.3
607	593991.13	4782583.08	0.10	0	N	2500	44.9	-17.3	0.0	22.1	0.0	0.0	5.5
607	593991.13	4782583.08	0.10	0	N	3150	44.2	-17.3	0.0	22.5	0.0	0.0	4.4
607	593991.13	4782583.08	0.10	0	N	4000	42.6	-17.3	0.0	21.7	0.0	0.0	3.6
607	593991.13	4782583.08	0.10	0	N	5000	40.8	-17.3	0.0	21.0	0.0	0.0	2.5
607	593991.13	4782583.08	0.10	0	N	6300	38.6	-17.3	0.0	21.0	0.0	0.0	0.3
610	594038.82	4782568.29	0.10	0	D	50	21.9	-20.4	0.0	-6.0	0.0	0.0	7.5
610	594038.82	4782568.29	0.10	0	D	63	29.2	-20.4	0.0	-5.9	0.0	0.0	14.7
610	594038.82	4782568.29	0.10	0	D	80	33.4	-20.4	0.0	-5.8	0.0	0.0	18.8
610	594038.82	4782568.29	0.10	0	D	100	35.7	-20.4	0.0	-5.7	0.0	0.0	21.0
610	594038.82	4782568.29	0.10	0	D	125	37.3	-20.4	0.0	-5.6	0.0	0.0	22.4
610	594038.82	4782568.29	0.10	0	D	160	39.0	-20.4	0.0	-5.2	0.0	0.0	23.8
610	594038.82	4782568.29	0.10	0	D	200	41.0	-20.4	0.0	-4.7	0.0	0.0	25.3
610	594038.82	4782568.29	0.10	0	D	250	44.2	-20.4	0.0	-3.8	0.0	0.0	27.6

Road, TNM, Name: "Rymal 6 eastbound", ID: "!02!Rymal6_EB"													
Nr.	X	Y	Z	Refl.	DEN	Freq.	Lw	Ad	Aair	Agr	Afol	RL	Lr
	(m)	(m)	(m)			(Hz)	dB(A)	(dB)	(dB)	(dB)	(dB)	(dB)	dB(A)
610	594038.82	4782568.29	0.10	0	D	315	44.7	-20.4	0.0	-2.2	0.0	0.0	26.5
610	594038.82	4782568.29	0.10	0	D	400	45.1	-20.4	0.0	0.8	0.0	0.0	23.9
610	594038.82	4782568.29	0.10	0	D	500	47.5	-20.4	0.0	5.3	0.0	0.0	21.7
610	594038.82	4782568.29	0.10	0	D	630	49.0	-20.4	0.0	12.0	0.0	0.0	16.6
610	594038.82	4782568.29	0.10	0	D	800	47.9	-20.4	0.0	16.8	0.0	0.0	10.6
610	594038.82	4782568.29	0.10	0	D	1000	48.5	-20.4	0.0	18.3	0.0	0.0	9.7
610	594038.82	4782568.29	0.10	0	D	1250	47.4	-20.4	0.0	19.7	0.0	0.0	7.3
610	594038.82	4782568.29	0.10	0	D	1600	46.7	-20.4	0.0	21.7	0.0	0.0	4.7
610	594038.82	4782568.29	0.10	0	D	2000	46.0	-20.4	0.0	23.8	0.0	0.0	1.8
610	594038.82	4782568.29	0.10	0	N	50	21.9	-20.4	0.0	-6.0	0.0	0.0	7.5
610	594038.82	4782568.29	0.10	0	N	63	29.2	-20.4	0.0	-5.9	0.0	0.0	14.6
610	594038.82	4782568.29	0.10	0	N	80	33.4	-20.4	0.0	-5.8	0.0	0.0	18.8
610	594038.82	4782568.29	0.10	0	N	100	35.7	-20.4	0.0	-5.7	0.0	0.0	21.0
610	594038.82	4782568.29	0.10	0	N	125	37.2	-20.4	0.0	-5.6	0.0	0.0	22.3
610	594038.82	4782568.29	0.10	0	N	160	38.9	-20.4	0.0	-5.2	0.0	0.0	23.7
610	594038.82	4782568.29	0.10	0	N	200	40.9	-20.4	0.0	-4.7	0.0	0.0	25.2
610	594038.82	4782568.29	0.10	0	N	250	44.2	-20.4	0.0	-3.8	0.0	0.0	27.5
610	594038.82	4782568.29	0.10	0	N	315	44.7	-20.4	0.0	-2.2	0.0	0.0	26.4
610	594038.82	4782568.29	0.10	0	N	400	45.1	-20.4	0.0	0.8	0.0	0.0	23.8
610	594038.82	4782568.29	0.10	0	N	500	47.5	-20.4	0.0	5.3	0.0	0.0	21.7
610	594038.82	4782568.29	0.10	0	N	630	49.0	-20.4	0.0	12.0	0.0	0.0	16.5
610	594038.82	4782568.29	0.10	0	N	800	47.8	-20.4	0.0	16.8	0.0	0.0	10.6
610	594038.82	4782568.29	0.10	0	N	1000	48.4	-20.4	0.0	18.3	0.0	0.0	9.7
610	594038.82	4782568.29	0.10	0	N	1250	47.3	-20.4	0.0	19.7	0.0	0.0	7.2
610	594038.82	4782568.29	0.10	0	N	1600	46.7	-20.4	0.0	21.7	0.0	0.0	4.6
610	594038.82	4782568.29	0.10	0	N	2000	45.9	-20.4	0.0	23.8	0.0	0.0	1.7
627	594086.52	4782553.49	0.10	0	D	50	21.9	-22.7	0.0	-6.0	0.0	0.0	5.2
627	594086.52	4782553.49	0.10	0	D	63	29.2	-22.7	0.0	-5.9	0.0	0.0	12.4
627	594086.52	4782553.49	0.10	0	D	80	33.4	-22.7	0.0	-5.8	0.0	0.0	16.5
627	594086.52	4782553.49	0.10	0	D	100	35.7	-22.7	0.0	-5.7	0.0	0.0	18.7
627	594086.52	4782553.49	0.10	0	D	125	37.3	-22.7	0.0	-5.5	0.0	0.0	20.0
627	594086.52	4782553.49	0.10	0	D	160	39.0	-22.7	0.0	-5.1	0.0	0.0	21.4
627	594086.52	4782553.49	0.10	0	D	200	41.0	-22.7	0.0	-4.5	0.0	0.0	22.8
627	594086.52	4782553.49	0.10	0	D	250	44.2	-22.7	0.0	-3.4	0.0	0.0	24.9
627	594086.52	4782553.49	0.10	0	D	315	44.7	-22.7	0.0	-1.3	0.0	0.0	23.3
627	594086.52	4782553.49	0.10	0	D	400	45.1	-22.7	0.0	2.4	0.0	0.0	20.0
627	594086.52	4782553.49	0.10	0	D	500	47.5	-22.7	0.0	8.0	0.0	0.0	16.8
627	594086.52	4782553.49	0.10	0	D	630	49.0	-22.7	0.0	15.6	0.0	0.0	10.7
627	594086.52	4782553.49	0.10	0	D	800	47.9	-22.7	0.0	19.5	0.0	0.0	5.7
627	594086.52	4782553.49	0.10	0	D	1000	48.5	-22.7	0.0	20.7	0.0	0.0	5.0
627	594086.52	4782553.49	0.10	0	D	1250	47.4	-22.7	0.0	22.2	0.0	0.0	2.5
627	594086.52	4782553.49	0.10	0	N	50	21.9	-22.7	0.0	-6.0	0.0	0.0	5.2
627	594086.52	4782553.49	0.10	0	N	63	29.2	-22.7	0.0	-5.9	0.0	0.0	12.3
627	594086.52	4782553.49	0.10	0	N	80	33.4	-22.7	0.0	-5.8	0.0	0.0	16.4
627	594086.52	4782553.49	0.10	0	N	100	35.7	-22.7	0.0	-5.7	0.0	0.0	18.6
627	594086.52	4782553.49	0.10	0	N	125	37.2	-22.7	0.0	-5.5	0.0	0.0	19.9
627	594086.52	4782553.49	0.10	0	N	160	38.9	-22.7	0.0	-5.1	0.0	0.0	21.3
627	594086.52	4782553.49	0.10	0	N	200	40.9	-22.7	0.0	-4.5	0.0	0.0	22.7
627	594086.52	4782553.49	0.10	0	N	250	44.2	-22.7	0.0	-3.4	0.0	0.0	24.8
627	594086.52	4782553.49	0.10	0	N	315	44.7	-22.7	0.0	-1.3	0.0	0.0	23.2
627	594086.52	4782553.49	0.10	0	N	400	45.1	-22.7	0.0	2.4	0.0	0.0	20.0
627	594086.52	4782553.49	0.10	0	N	500	47.5	-22.7	0.0	8.0	0.0	0.0	16.7
627	594086.52	4782553.49	0.10	0	N	630	49.0	-22.7	0.0	15.6	0.0	0.0	10.6
627	594086.52	4782553.49	0.10	0	N	800	47.8	-22.7	0.0	19.5	0.0	0.0	5.6
627	594086.52	4782553.49	0.10	0	N	1000	48.4	-22.7	0.0	20.7	0.0	0.0	4.9
627	594086.52	4782553.49	0.10	0	N	1250	47.3	-22.7	0.0	22.2	0.0	0.0	2.4
645	594158.05	4782531.30	0.10	0	D	50	21.9	-22.2	0.0	-6.0	0.0	0.0	5.7
645	594158.05	4782531.30	0.10	0	D	63	29.2	-22.2	0.0	-5.9	0.0	0.0	12.8
645	594158.05	4782531.30	0.10	0	D	80	33.4	-22.2	0.0	-5.8	0.0	0.0	17.0
645	594158.05	4782531.30	0.10	0	D	100	35.7	-22.2	0.0	-5.6	0.0	0.0	19.1
645	594158.05	4782531.30	0.10	0	D	125	37.3	-22.2	0.0	-5.4	0.0	0.0	20.4
645	594158.05	4782531.30	0.10	0	D	160	39.0	-22.2	0.0	-4.9	0.0	0.0	21.7
645	594158.05	4782531.30	0.10	0	D	200	41.0	-22.2	0.0	-4.2	0.0	0.0	23.0

Road, TNM, Name: "Rymal 6 eastbound", ID: "!02!Rymal6_EB"													
Nr.	X	Y	Z	Refl.	DEN	Freq.	Lw	Ad	Aair	Agr	Afol	RL	Lr
	(m)	(m)	(m)			(Hz)	dB(A)	(dB)	(dB)	(dB)	(dB)	(dB)	dB(A)
645	594158.05	4782531.30	0.10	0	D	250	44.2	-22.2	0.0	-2.7	0.0	0.0	24.7
645	594158.05	4782531.30	0.10	0	D	315	44.7	-22.2	0.0	-0.0	0.0	0.0	22.5
645	594158.05	4782531.30	0.10	0	D	400	45.1	-22.2	0.0	4.7	0.0	0.0	18.2
645	594158.05	4782531.30	0.10	0	D	500	47.5	-22.2	0.0	11.8	0.0	0.0	13.5
645	594158.05	4782531.30	0.10	0	D	630	49.0	-22.2	0.0	19.6	0.0	0.0	7.2
645	594158.05	4782531.30	0.10	0	D	800	47.9	-22.2	0.0	22.4	0.0	0.0	3.3
645	594158.05	4782531.30	0.10	0	D	1000	48.5	-22.2	0.0	23.6	0.0	0.0	2.6
645	594158.05	4782531.30	0.10	0	D	1250	47.4	-22.2	0.0	25.1	0.0	0.0	0.1
645	594158.05	4782531.30	0.10	0	N	50	21.9	-22.2	0.0	-6.0	0.0	0.0	5.7
645	594158.05	4782531.30	0.10	0	N	63	29.2	-22.2	0.0	-5.9	0.0	0.0	12.8
645	594158.05	4782531.30	0.10	0	N	80	33.4	-22.2	0.0	-5.8	0.0	0.0	16.9
645	594158.05	4782531.30	0.10	0	N	100	35.7	-22.2	0.0	-5.6	0.0	0.0	19.0
645	594158.05	4782531.30	0.10	0	N	125	37.2	-22.2	0.0	-5.4	0.0	0.0	20.3
645	594158.05	4782531.30	0.10	0	N	160	38.9	-22.2	0.0	-4.9	0.0	0.0	21.6
645	594158.05	4782531.30	0.10	0	N	200	40.9	-22.2	0.0	-4.2	0.0	0.0	22.9
645	594158.05	4782531.30	0.10	0	N	250	44.2	-22.2	0.0	-2.7	0.0	0.0	24.6
645	594158.05	4782531.30	0.10	0	N	315	44.7	-22.2	0.0	-0.0	0.0	0.0	22.5
645	594158.05	4782531.30	0.10	0	N	400	45.1	-22.2	0.0	4.7	0.0	0.0	18.1
645	594158.05	4782531.30	0.10	0	N	500	47.5	-22.2	0.0	11.8	0.0	0.0	13.4
645	594158.05	4782531.30	0.10	0	N	630	49.0	-22.2	0.0	19.6	0.0	0.0	7.1
645	594158.05	4782531.30	0.10	0	N	800	47.8	-22.2	0.0	22.4	0.0	0.0	3.2
645	594158.05	4782531.30	0.10	0	N	1000	48.4	-22.2	0.0	23.6	0.0	0.0	2.6
645	594158.05	4782531.30	0.10	0	N	1250	47.3	-22.2	0.0	25.1	0.0	0.0	0.0
663	594253.44	4782501.72	0.10	0	D	50	21.9	-24.9	0.0	-6.0	0.0	0.0	3.1
663	594253.44	4782501.72	0.10	0	D	63	29.2	-24.9	0.0	-5.8	0.0	0.0	10.2
663	594253.44	4782501.72	0.10	0	D	80	33.4	-24.9	0.0	-5.7	0.0	0.0	14.3
663	594253.44	4782501.72	0.10	0	D	100	35.7	-24.9	0.0	-5.6	0.0	0.0	16.4
663	594253.44	4782501.72	0.10	0	D	125	37.3	-24.9	0.0	-5.3	0.0	0.0	17.7
663	594253.44	4782501.72	0.10	0	D	160	39.0	-24.9	0.0	-4.7	0.0	0.0	18.9
663	594253.44	4782501.72	0.10	0	D	200	41.0	-24.9	0.0	-3.8	0.0	0.0	19.9
663	594253.44	4782501.72	0.10	0	D	250	44.2	-24.9	0.0	-1.7	0.0	0.0	21.1
663	594253.44	4782501.72	0.10	0	D	315	44.7	-24.9	0.0	1.7	0.0	0.0	18.2
663	594253.44	4782501.72	0.10	0	D	400	45.1	-24.9	0.0	7.7	0.0	0.0	12.5
663	594253.44	4782501.72	0.10	0	D	500	47.5	-24.9	0.0	16.2	0.0	0.0	6.5
663	594253.44	4782501.72	0.10	0	D	630	49.0	-24.9	0.0	23.0	0.0	0.0	1.2
663	594253.44	4782501.72	0.10	0	N	50	21.9	-24.9	0.0	-6.0	0.0	0.0	3.0
663	594253.44	4782501.72	0.10	0	N	63	29.2	-24.9	0.0	-5.8	0.0	0.0	10.1
663	594253.44	4782501.72	0.10	0	N	80	33.4	-24.9	0.0	-5.7	0.0	0.0	14.2
663	594253.44	4782501.72	0.10	0	N	100	35.7	-24.9	0.0	-5.6	0.0	0.0	16.3
663	594253.44	4782501.72	0.10	0	N	125	37.2	-24.9	0.0	-5.3	0.0	0.0	17.6
663	594253.44	4782501.72	0.10	0	N	160	38.9	-24.9	0.0	-4.7	0.0	0.0	18.8
663	594253.44	4782501.72	0.10	0	N	200	40.9	-24.9	0.0	-3.8	0.0	0.0	19.9
663	594253.44	4782501.72	0.10	0	N	250	44.2	-24.9	0.0	-1.7	0.0	0.0	21.0
663	594253.44	4782501.72	0.10	0	N	315	44.7	-24.9	0.0	1.7	0.0	0.0	18.1
663	594253.44	4782501.72	0.10	0	N	400	45.1	-24.9	0.0	7.7	0.0	0.0	12.5
663	594253.44	4782501.72	0.10	0	N	500	47.5	-24.9	0.0	16.2	0.0	0.0	6.4
663	594253.44	4782501.72	0.10	0	N	630	49.0	-24.9	0.0	23.0	0.0	0.0	1.1

Road, TNM, Name: "Ottawa north", ID: "!02!Ottawa_N"													
Nr.	X	Y	Z	Refl.	DEN	Freq.	Lw	Ad	Aair	Agr	Afol	RL	Lr
	(m)	(m)	(m)			(Hz)	dB(A)	(dB)	(dB)	(dB)	(dB)	(dB)	dB(A)
696	593923.94	4782619.49	0.10	0	D	50	21.7	-14.1	0.0	-6.0	0.0	0.0	13.6
696	593923.94	4782619.49	0.10	0	D	63	27.8	-14.1	0.0	-5.9	0.0	0.0	19.6
696	593923.94	4782619.49	0.10	0	D	80	31.7	-14.1	0.0	-5.9	0.0	0.0	23.4
696	593923.94	4782619.49	0.10	0	D	100	33.9	-14.1	0.0	-5.8	0.0	0.0	25.6
696	593923.94	4782619.49	0.10	0	D	125	35.5	-14.1	0.0	-5.8	0.0	0.0	27.1
696	593923.94	4782619.49	0.10	0	D	160	37.3	-14.1	0.0	-5.6	0.0	0.0	28.7
696	593923.94	4782619.49	0.10	0	D	200	39.2	-14.1	0.0	-5.4	0.0	0.0	30.4
696	593923.94	4782619.49	0.10	0	D	250	42.3	-14.1	0.0	-5.0	0.0	0.0	33.1
696	593923.94	4782619.49	0.10	0	D	315	42.0	-14.1	0.0	-4.3	0.0	0.0	32.2
696	593923.94	4782619.49	0.10	0	D	400	41.6	-14.1	0.0	-3.3	0.0	0.0	30.8
696	593923.94	4782619.49	0.10	0	D	500	43.6	-14.1	0.0	-1.9	0.0	0.0	31.4
696	593923.94	4782619.49	0.10	0	D	630	44.7	-14.1	0.0	0.1	0.0	0.0	30.4

Road, TNM, Name: "Ottawa north", ID: "!02!Ottawa_N"													
Nr.	X	Y	Z	Refl.	DEN	Freq.	Lw	Ad	Aair	Agr	Afol	RL	Lr
	(m)	(m)	(m)			(Hz)	dB(A)	(dB)	(dB)	(dB)	(dB)	(dB)	dB(A)
696	593923.94	4782619.49	0.10	0	D	800	43.4	-14.1	0.0	2.8	0.0	0.0	26.4
696	593923.94	4782619.49	0.10	0	D	1000	43.8	-14.1	0.0	5.4	0.0	0.0	24.3
696	593923.94	4782619.49	0.10	0	D	1250	42.7	-14.1	0.0	7.4	0.0	0.0	21.2
696	593923.94	4782619.49	0.10	0	D	1600	42.2	-14.1	0.0	9.4	0.0	0.0	18.6
696	593923.94	4782619.49	0.10	0	D	2000	41.8	-14.1	0.0	11.3	0.0	0.0	16.4
696	593923.94	4782619.49	0.10	0	D	2500	41.2	-14.1	0.0	12.7	0.0	0.0	14.4
696	593923.94	4782619.49	0.10	0	D	3150	41.3	-14.1	0.0	12.5	0.0	0.0	14.6
696	593923.94	4782619.49	0.10	0	D	4000	40.0	-14.1	0.0	10.7	0.0	0.0	15.1
696	593923.94	4782619.49	0.10	0	D	5000	38.5	-14.1	0.0	8.7	0.0	0.0	15.6
696	593923.94	4782619.49	0.10	0	D	6300	36.6	-14.1	0.0	8.7	0.0	0.0	13.7
696	593923.94	4782619.49	0.10	0	D	8000	34.0	-14.1	0.0	8.7	0.0	0.0	11.1
696	593923.94	4782619.49	0.10	0	D	10000	30.6	-14.1	0.0	8.7	0.0	0.0	7.7
696	593923.94	4782619.49	0.10	0	N	50	23.2	-14.1	0.0	-6.0	0.0	0.0	15.0
696	593923.94	4782619.49	0.10	0	N	63	29.0	-14.1	0.0	-5.9	0.0	0.0	20.8
696	593923.94	4782619.49	0.10	0	N	80	32.8	-14.1	0.0	-5.9	0.0	0.0	24.6
696	593923.94	4782619.49	0.10	0	N	100	35.1	-14.1	0.0	-5.8	0.0	0.0	26.8
696	593923.94	4782619.49	0.10	0	N	125	36.8	-14.1	0.0	-5.8	0.0	0.0	28.4
696	593923.94	4782619.49	0.10	0	N	160	38.8	-14.1	0.0	-5.6	0.0	0.0	30.2
696	593923.94	4782619.49	0.10	0	N	200	40.8	-14.1	0.0	-5.4	0.0	0.0	32.0
696	593923.94	4782619.49	0.10	0	N	250	44.0	-14.1	0.0	-5.0	0.0	0.0	34.8
696	593923.94	4782619.49	0.10	0	N	315	43.6	-14.1	0.0	-4.3	0.0	0.0	33.8
696	593923.94	4782619.49	0.10	0	N	400	42.9	-14.1	0.0	-3.3	0.0	0.0	32.1
696	593923.94	4782619.49	0.10	0	N	500	44.8	-14.1	0.0	-1.9	0.0	0.0	32.6
696	593923.94	4782619.49	0.10	0	N	630	45.6	-14.1	0.0	0.1	0.0	0.0	31.4
696	593923.94	4782619.49	0.10	0	N	800	44.4	-14.1	0.0	2.8	0.0	0.0	27.5
696	593923.94	4782619.49	0.10	0	N	1000	44.8	-14.1	0.0	5.4	0.0	0.0	25.3
696	593923.94	4782619.49	0.10	0	N	1250	43.8	-14.1	0.0	7.4	0.0	0.0	22.3
696	593923.94	4782619.49	0.10	0	N	1600	43.2	-14.1	0.0	9.4	0.0	0.0	19.7
696	593923.94	4782619.49	0.10	0	N	2000	42.9	-14.1	0.0	11.3	0.0	0.0	17.5
696	593923.94	4782619.49	0.10	0	N	2500	42.6	-14.1	0.0	12.7	0.0	0.0	15.8
696	593923.94	4782619.49	0.10	0	N	3150	42.8	-14.1	0.0	12.5	0.0	0.0	16.1
696	593923.94	4782619.49	0.10	0	N	4000	41.6	-14.1	0.0	10.7	0.0	0.0	16.7
696	593923.94	4782619.49	0.10	0	N	5000	40.1	-14.1	0.0	8.7	0.0	0.0	17.2
696	593923.94	4782619.49	0.10	0	N	6300	38.2	-14.1	0.0	8.7	0.0	0.0	15.3
696	593923.94	4782619.49	0.10	0	N	8000	35.6	-14.1	0.0	8.7	0.0	0.0	12.8
696	593923.94	4782619.49	0.10	0	N	10000	32.2	-14.1	0.0	8.7	0.0	0.0	9.3
712	593927.44	4782632.13	0.10	0	D	50	21.7	-13.5	0.0	-6.0	0.0	0.0	14.2
712	593927.44	4782632.13	0.10	0	D	63	27.8	-13.5	0.0	-5.9	0.0	0.0	20.3
712	593927.44	4782632.13	0.10	0	D	80	31.7	-13.5	0.0	-5.9	0.0	0.0	24.1
712	593927.44	4782632.13	0.10	0	D	100	33.9	-13.5	0.0	-5.8	0.0	0.0	26.2
712	593927.44	4782632.13	0.10	0	D	125	35.5	-13.5	0.0	-5.8	0.0	0.0	27.7
712	593927.44	4782632.13	0.10	0	D	160	37.3	-13.5	0.0	-5.6	0.0	0.0	29.4
712	593927.44	4782632.13	0.10	0	D	200	39.2	-13.5	0.0	-5.4	0.0	0.0	31.1
712	593927.44	4782632.13	0.10	0	D	250	42.3	-13.5	0.0	-5.0	0.0	0.0	33.8
712	593927.44	4782632.13	0.10	0	D	315	42.0	-13.5	0.0	-4.4	0.0	0.0	33.0
712	593927.44	4782632.13	0.10	0	D	400	41.6	-13.5	0.0	-3.5	0.0	0.0	31.6
712	593927.44	4782632.13	0.10	0	D	500	43.6	-13.5	0.0	-2.2	0.0	0.0	32.3
712	593927.44	4782632.13	0.10	0	D	630	44.7	-13.5	0.0	-0.2	0.0	0.0	31.4
712	593927.44	4782632.13	0.10	0	D	800	43.4	-13.5	0.0	2.3	0.0	0.0	27.6
712	593927.44	4782632.13	0.10	0	D	1000	43.8	-13.5	0.0	4.7	0.0	0.0	25.6
712	593927.44	4782632.13	0.10	0	D	1250	42.7	-13.5	0.0	6.8	0.0	0.0	22.5
712	593927.44	4782632.13	0.10	0	D	1600	42.2	-13.5	0.0	8.8	0.0	0.0	19.9
712	593927.44	4782632.13	0.10	0	D	2000	41.8	-13.5	0.0	10.7	0.0	0.0	17.6
712	593927.44	4782632.13	0.10	0	D	2500	41.2	-13.5	0.0	12.1	0.0	0.0	15.7
712	593927.44	4782632.13	0.10	0	D	3150	41.3	-13.5	0.0	11.9	0.0	0.0	15.9
712	593927.44	4782632.13	0.10	0	D	4000	40.0	-13.5	0.0	10.0	0.0	0.0	16.5
712	593927.44	4782632.13	0.10	0	D	5000	38.5	-13.5	0.0	8.0	0.0	0.0	17.0
712	593927.44	4782632.13	0.10	0	D	6300	36.6	-13.5	0.0	8.0	0.0	0.0	15.1
712	593927.44	4782632.13	0.10	0	D	8000	34.0	-13.5	0.0	8.0	0.0	0.0	12.6
712	593927.44	4782632.13	0.10	0	D	10000	30.6	-13.5	0.0	8.0	0.0	0.0	9.1
712	593927.44	4782632.13	0.10	0	N	50	23.2	-13.5	0.0	-6.0	0.0	0.0	15.7
712	593927.44	4782632.13	0.10	0	N	63	29.0	-13.5	0.0	-5.9	0.0	0.0	21.5
712	593927.44	4782632.13	0.10	0	N	80	32.8	-13.5	0.0	-5.9	0.0	0.0	25.2

Road, TNM, Name: "Ottawa north", ID: "!02!Ottawa_N"													
Nr.	X	Y	Z	Refl.	DEN	Freq.	Lw	Ad	Aair	Agr	Afol	RL	Lr
	(m)	(m)	(m)			(Hz)	dB(A)	(dB)	(dB)	(dB)	(dB)	(dB)	dB(A)
712	593927.44	4782632.13	0.10	0	N	100	35.1	-13.5	0.0	-5.8	0.0	0.0	27.5
712	593927.44	4782632.13	0.10	0	N	125	36.8	-13.5	0.0	-5.8	0.0	0.0	29.1
712	593927.44	4782632.13	0.10	0	N	160	38.8	-13.5	0.0	-5.6	0.0	0.0	30.9
712	593927.44	4782632.13	0.10	0	N	200	40.8	-13.5	0.0	-5.4	0.0	0.0	32.7
712	593927.44	4782632.13	0.10	0	N	250	44.0	-13.5	0.0	-5.0	0.0	0.0	35.5
712	593927.44	4782632.13	0.10	0	N	315	43.6	-13.5	0.0	-4.4	0.0	0.0	34.6
712	593927.44	4782632.13	0.10	0	N	400	42.9	-13.5	0.0	-3.5	0.0	0.0	32.9
712	593927.44	4782632.13	0.10	0	N	500	44.8	-13.5	0.0	-2.2	0.0	0.0	33.4
712	593927.44	4782632.13	0.10	0	N	630	45.6	-13.5	0.0	-0.2	0.0	0.0	32.4
712	593927.44	4782632.13	0.10	0	N	800	44.4	-13.5	0.0	2.3	0.0	0.0	28.7
712	593927.44	4782632.13	0.10	0	N	1000	44.8	-13.5	0.0	4.7	0.0	0.0	26.6
712	593927.44	4782632.13	0.10	0	N	1250	43.8	-13.5	0.0	6.8	0.0	0.0	23.5
712	593927.44	4782632.13	0.10	0	N	1600	43.2	-13.5	0.0	8.8	0.0	0.0	20.9
712	593927.44	4782632.13	0.10	0	N	2000	42.9	-13.5	0.0	10.7	0.0	0.0	18.8
712	593927.44	4782632.13	0.10	0	N	2500	42.6	-13.5	0.0	12.1	0.0	0.0	17.0
712	593927.44	4782632.13	0.10	0	N	3150	42.8	-13.5	0.0	11.9	0.0	0.0	17.4
712	593927.44	4782632.13	0.10	0	N	4000	41.6	-13.5	0.0	10.0	0.0	0.0	18.0
712	593927.44	4782632.13	0.10	0	N	5000	40.1	-13.5	0.0	8.0	0.0	0.0	18.6
712	593927.44	4782632.13	0.10	0	N	6300	38.2	-13.5	0.0	8.0	0.0	0.0	16.7
712	593927.44	4782632.13	0.10	0	N	8000	35.6	-13.5	0.0	8.0	0.0	0.0	14.2
712	593927.44	4782632.13	0.10	0	N	10000	32.2	-13.5	0.0	8.0	0.0	0.0	10.7
715	593930.90	4782644.63	0.10	0	D	50	21.7	-13.9	0.0	-6.0	0.0	0.0	13.9
715	593930.90	4782644.63	0.10	0	D	63	27.8	-13.9	0.0	-5.9	0.0	0.0	19.9
715	593930.90	4782644.63	0.10	0	D	80	31.7	-13.9	0.0	-5.9	0.0	0.0	23.7
715	593930.90	4782644.63	0.10	0	D	100	33.9	-13.9	0.0	-5.8	0.0	0.0	25.9
715	593930.90	4782644.63	0.10	0	D	125	35.5	-13.9	0.0	-5.8	0.0	0.0	27.4
715	593930.90	4782644.63	0.10	0	D	160	37.3	-13.9	0.0	-5.6	0.0	0.0	29.0
715	593930.90	4782644.63	0.10	0	D	200	39.2	-13.9	0.0	-5.4	0.0	0.0	30.7
715	593930.90	4782644.63	0.10	0	D	250	42.3	-13.9	0.0	-5.0	0.0	0.0	33.4
715	593930.90	4782644.63	0.10	0	D	315	42.0	-13.9	0.0	-4.4	0.0	0.0	32.6
715	593930.90	4782644.63	0.10	0	D	400	41.6	-13.9	0.0	-3.4	0.0	0.0	31.2
715	593930.90	4782644.63	0.10	0	D	500	43.6	-13.9	0.0	-2.1	0.0	0.0	31.8
715	593930.90	4782644.63	0.10	0	D	630	44.7	-13.9	0.0	-0.1	0.0	0.0	30.9
715	593930.90	4782644.63	0.10	0	D	800	43.4	-13.9	0.0	2.5	0.0	0.0	27.0
715	593930.90	4782644.63	0.10	0	D	1000	43.8	-13.9	0.0	5.0	0.0	0.0	25.0
715	593930.90	4782644.63	0.10	0	D	1250	42.7	-13.9	0.0	7.1	0.0	0.0	21.8
715	593930.90	4782644.63	0.10	0	D	1600	42.2	-13.9	0.0	9.1	0.0	0.0	19.3
715	593930.90	4782644.63	0.10	0	D	2000	41.8	-13.9	0.0	10.9	0.0	0.0	17.0
715	593930.90	4782644.63	0.10	0	D	2500	41.2	-13.9	0.0	12.3	0.0	0.0	15.1
715	593930.90	4782644.63	0.10	0	D	3150	41.3	-13.9	0.0	12.2	0.0	0.0	15.2
715	593930.90	4782644.63	0.10	0	D	4000	40.0	-13.9	0.0	10.3	0.0	0.0	15.8
715	593930.90	4782644.63	0.10	0	D	5000	38.5	-13.9	0.0	8.3	0.0	0.0	16.3
715	593930.90	4782644.63	0.10	0	D	6300	36.6	-13.9	0.0	8.3	0.0	0.0	14.4
715	593930.90	4782644.63	0.10	0	D	8000	34.0	-13.9	0.0	8.3	0.0	0.0	11.9
715	593930.90	4782644.63	0.10	0	D	10000	30.6	-13.9	0.0	8.3	0.0	0.0	8.4
715	593930.90	4782644.63	0.10	0	N	50	23.2	-13.9	0.0	-6.0	0.0	0.0	15.3
715	593930.90	4782644.63	0.10	0	N	63	29.0	-13.9	0.0	-5.9	0.0	0.0	21.1
715	593930.90	4782644.63	0.10	0	N	80	32.8	-13.9	0.0	-5.9	0.0	0.0	24.8
715	593930.90	4782644.63	0.10	0	N	100	35.1	-13.9	0.0	-5.8	0.0	0.0	27.1
715	593930.90	4782644.63	0.10	0	N	125	36.8	-13.9	0.0	-5.8	0.0	0.0	28.7
715	593930.90	4782644.63	0.10	0	N	160	38.8	-13.9	0.0	-5.6	0.0	0.0	30.5
715	593930.90	4782644.63	0.10	0	N	200	40.8	-13.9	0.0	-5.4	0.0	0.0	32.3
715	593930.90	4782644.63	0.10	0	N	250	44.0	-13.9	0.0	-5.0	0.0	0.0	35.1
715	593930.90	4782644.63	0.10	0	N	315	43.6	-13.9	0.0	-4.4	0.0	0.0	34.2
715	593930.90	4782644.63	0.10	0	N	400	42.9	-13.9	0.0	-3.4	0.0	0.0	32.4
715	593930.90	4782644.63	0.10	0	N	500	44.8	-13.9	0.0	-2.1	0.0	0.0	33.0
715	593930.90	4782644.63	0.10	0	N	630	45.6	-13.9	0.0	-0.1	0.0	0.0	31.8
715	593930.90	4782644.63	0.10	0	N	800	44.4	-13.9	0.0	2.5	0.0	0.0	28.1
715	593930.90	4782644.63	0.10	0	N	1000	44.8	-13.9	0.0	5.0	0.0	0.0	26.0
715	593930.90	4782644.63	0.10	0	N	1250	43.8	-13.9	0.0	7.1	0.0	0.0	22.9
715	593930.90	4782644.63	0.10	0	N	1600	43.2	-13.9	0.0	9.1	0.0	0.0	20.3
715	593930.90	4782644.63	0.10	0	N	2000	42.9	-13.9	0.0	10.9	0.0	0.0	18.1
715	593930.90	4782644.63	0.10	0	N	2500	42.6	-13.9	0.0	12.3	0.0	0.0	16.4

Road, TNM, Name: "Ottawa north", ID: "!02!Ottawa_N"													
Nr.	X	Y	Z	Refl.	DEN	Freq.	Lw	Ad	Aair	Agr	Afol	RL	Lr
	(m)	(m)	(m)			(Hz)	dB(A)	(dB)	(dB)	(dB)	(dB)	(dB)	dB(A)
715	593930.90	4782644.63	0.10	0	N	3150	42.8	-13.9	0.0	12.2	0.0	0.0	16.7
715	593930.90	4782644.63	0.10	0	N	4000	41.6	-13.9	0.0	10.3	0.0	0.0	17.4
715	593930.90	4782644.63	0.10	0	N	5000	40.1	-13.9	0.0	8.3	0.0	0.0	17.9
715	593930.90	4782644.63	0.10	0	N	6300	38.2	-13.9	0.0	8.3	0.0	0.0	16.0
715	593930.90	4782644.63	0.10	0	N	8000	35.6	-13.9	0.0	8.3	0.0	0.0	13.5
715	593930.90	4782644.63	0.10	0	N	10000	32.2	-13.9	0.0	8.3	0.0	0.0	10.0
717	593934.32	4782657.01	0.10	0	D	50	21.7	-14.9	0.0	-6.0	0.0	0.0	12.8
717	593934.32	4782657.01	0.10	0	D	63	27.8	-14.9	0.0	-5.9	0.0	0.0	18.9
717	593934.32	4782657.01	0.10	0	D	80	31.7	-14.9	0.0	-5.9	0.0	0.0	22.6
717	593934.32	4782657.01	0.10	0	D	100	33.9	-14.9	0.0	-5.8	0.0	0.0	24.8
717	593934.32	4782657.01	0.10	0	D	125	35.5	-14.9	0.0	-5.7	0.0	0.0	26.3
717	593934.32	4782657.01	0.10	0	D	160	37.3	-14.9	0.0	-5.6	0.0	0.0	27.9
717	593934.32	4782657.01	0.10	0	D	200	39.2	-14.9	0.0	-5.3	0.0	0.0	29.6
717	593934.32	4782657.01	0.10	0	D	250	42.3	-14.9	0.0	-4.9	0.0	0.0	32.3
717	593934.32	4782657.01	0.10	0	D	315	42.0	-14.9	0.0	-4.3	0.0	0.0	31.4
717	593934.32	4782657.01	0.10	0	D	400	41.6	-14.9	0.0	-3.2	0.0	0.0	29.9
717	593934.32	4782657.01	0.10	0	D	500	43.6	-14.9	0.0	-1.7	0.0	0.0	30.4
717	593934.32	4782657.01	0.10	0	D	630	44.7	-14.9	0.0	0.5	0.0	0.0	29.3
717	593934.32	4782657.01	0.10	0	D	800	43.4	-14.9	0.0	3.4	0.0	0.0	25.1
717	593934.32	4782657.01	0.10	0	D	1000	43.8	-14.9	0.0	6.0	0.0	0.0	22.9
717	593934.32	4782657.01	0.10	0	D	1250	42.7	-14.9	0.0	8.1	0.0	0.0	19.8
717	593934.32	4782657.01	0.10	0	D	1600	42.2	-14.9	0.0	10.1	0.0	0.0	17.2
717	593934.32	4782657.01	0.10	0	D	2000	41.8	-14.9	0.0	11.9	0.0	0.0	14.9
717	593934.32	4782657.01	0.10	0	D	2500	41.2	-14.9	0.0	13.3	0.0	0.0	13.0
717	593934.32	4782657.01	0.10	0	D	3150	41.3	-14.9	0.0	13.2	0.0	0.0	13.1
717	593934.32	4782657.01	0.10	0	D	4000	40.0	-14.9	0.0	11.5	0.0	0.0	13.6
717	593934.32	4782657.01	0.10	0	D	5000	38.5	-14.9	0.0	9.5	0.0	0.0	14.1
717	593934.32	4782657.01	0.10	0	D	6300	36.6	-14.9	0.0	9.5	0.0	0.0	12.1
717	593934.32	4782657.01	0.10	0	D	8000	34.0	-14.9	0.0	9.5	0.0	0.0	9.6
717	593934.32	4782657.01	0.10	0	D	10000	30.6	-14.9	0.0	9.5	0.0	0.0	6.2
717	593934.32	4782657.01	0.10	0	N	50	23.2	-14.9	0.0	-6.0	0.0	0.0	14.3
717	593934.32	4782657.01	0.10	0	N	63	29.0	-14.9	0.0	-5.9	0.0	0.0	20.1
717	593934.32	4782657.01	0.10	0	N	80	32.8	-14.9	0.0	-5.9	0.0	0.0	23.8
717	593934.32	4782657.01	0.10	0	N	100	35.1	-14.9	0.0	-5.8	0.0	0.0	26.0
717	593934.32	4782657.01	0.10	0	N	125	36.8	-14.9	0.0	-5.7	0.0	0.0	27.7
717	593934.32	4782657.01	0.10	0	N	160	38.8	-14.9	0.0	-5.6	0.0	0.0	29.4
717	593934.32	4782657.01	0.10	0	N	200	40.8	-14.9	0.0	-5.3	0.0	0.0	31.2
717	593934.32	4782657.01	0.10	0	N	250	44.0	-14.9	0.0	-4.9	0.0	0.0	34.0
717	593934.32	4782657.01	0.10	0	N	315	43.6	-14.9	0.0	-4.3	0.0	0.0	33.0
717	593934.32	4782657.01	0.10	0	N	400	42.9	-14.9	0.0	-3.2	0.0	0.0	31.2
717	593934.32	4782657.01	0.10	0	N	500	44.8	-14.9	0.0	-1.7	0.0	0.0	31.6
717	593934.32	4782657.01	0.10	0	N	630	45.6	-14.9	0.0	0.5	0.0	0.0	30.2
717	593934.32	4782657.01	0.10	0	N	800	44.4	-14.9	0.0	3.4	0.0	0.0	26.1
717	593934.32	4782657.01	0.10	0	N	1000	44.8	-14.9	0.0	6.0	0.0	0.0	23.9
717	593934.32	4782657.01	0.10	0	N	1250	43.8	-14.9	0.0	8.1	0.0	0.0	20.8
717	593934.32	4782657.01	0.10	0	N	1600	43.2	-14.9	0.0	10.1	0.0	0.0	18.2
717	593934.32	4782657.01	0.10	0	N	2000	42.9	-14.9	0.0	11.9	0.0	0.0	16.1
717	593934.32	4782657.01	0.10	0	N	2500	42.6	-14.9	0.0	13.3	0.0	0.0	14.3
717	593934.32	4782657.01	0.10	0	N	3150	42.8	-14.9	0.0	13.2	0.0	0.0	14.6
717	593934.32	4782657.01	0.10	0	N	4000	41.6	-14.9	0.0	11.5	0.0	0.0	15.2
717	593934.32	4782657.01	0.10	0	N	5000	40.1	-14.9	0.0	9.5	0.0	0.0	15.6
717	593934.32	4782657.01	0.10	0	N	6300	38.2	-14.9	0.0	9.5	0.0	0.0	13.8
717	593934.32	4782657.01	0.10	0	N	8000	35.6	-14.9	0.0	9.5	0.0	0.0	11.2
717	593934.32	4782657.01	0.10	0	N	10000	32.2	-14.9	0.0	9.5	0.0	0.0	7.7
720	593936.87	4782666.20	0.10	0	D	50	21.7	-19.1	0.0	-6.0	0.0	0.0	8.6
720	593936.87	4782666.20	0.10	0	D	63	27.8	-19.1	0.0	-5.9	0.0	0.0	14.7
720	593936.87	4782666.20	0.10	0	D	80	31.7	-19.1	0.0	-5.9	0.0	0.0	18.4
720	593936.87	4782666.20	0.10	0	D	100	33.9	-19.1	0.0	-5.8	0.0	0.0	20.6
720	593936.87	4782666.20	0.10	0	D	125	35.5	-19.1	0.0	-5.7	0.0	0.0	22.1
720	593936.87	4782666.20	0.10	0	D	160	37.3	-19.1	0.0	-5.6	0.0	0.0	23.7
720	593936.87	4782666.20	0.10	0	D	200	39.2	-19.1	0.0	-5.3	0.0	0.0	25.4
720	593936.87	4782666.20	0.10	0	D	250	42.3	-19.1	0.0	-4.9	0.0	0.0	28.0
720	593936.87	4782666.20	0.10	0	D	315	42.0	-19.1	0.0	-4.2	0.0	0.0	27.1

Road, TNM, Name: "Ottawa north", ID: "!02!Ottawa_N"													
Nr.	X	Y	Z	Refl.	DEN	Freq.	Lw	Ad	Aair	Agr	Afol	RL	Lr
	(m)	(m)	(m)			(Hz)	dB(A)	(dB)	(dB)	(dB)	(dB)	(dB)	dB(A)
720	593936.87	4782666.20	0.10	0	D	400	41.6	-19.1	0.0	-3.0	0.0	0.0	25.5
720	593936.87	4782666.20	0.10	0	D	500	43.6	-19.1	0.0	-1.4	0.0	0.0	25.9
720	593936.87	4782666.20	0.10	0	D	630	44.7	-19.1	0.0	1.1	0.0	0.0	24.5
720	593936.87	4782666.20	0.10	0	D	800	43.4	-19.1	0.0	4.3	0.0	0.0	20.0
720	593936.87	4782666.20	0.10	0	D	1000	43.8	-19.1	0.0	7.1	0.0	0.0	17.6
720	593936.87	4782666.20	0.10	0	D	1250	42.7	-19.1	0.0	9.1	0.0	0.0	14.6
720	593936.87	4782666.20	0.10	0	D	1600	42.2	-19.1	0.0	11.0	0.0	0.0	12.1
720	593936.87	4782666.20	0.10	0	D	2000	41.8	-19.1	0.0	12.9	0.0	0.0	9.8
720	593936.87	4782666.20	0.10	0	D	2500	41.2	-19.1	0.0	14.3	0.0	0.0	7.8
720	593936.87	4782666.20	0.10	0	D	3150	41.3	-19.1	0.0	14.3	0.0	0.0	7.9
720	593936.87	4782666.20	0.10	0	D	4000	40.0	-19.1	0.0	12.6	0.0	0.0	8.3
720	593936.87	4782666.20	0.10	0	D	5000	38.5	-19.1	0.0	10.8	0.0	0.0	8.6
720	593936.87	4782666.20	0.10	0	D	6300	36.6	-19.1	0.0	10.8	0.0	0.0	6.7
720	593936.87	4782666.20	0.10	0	D	8000	34.0	-19.1	0.0	10.8	0.0	0.0	4.2
720	593936.87	4782666.20	0.10	0	D	10000	30.6	-19.1	0.0	10.8	0.0	0.0	0.8
720	593936.87	4782666.20	0.10	0	N	50	23.2	-19.1	0.0	-6.0	0.0	0.0	10.1
720	593936.87	4782666.20	0.10	0	N	63	29.0	-19.1	0.0	-5.9	0.0	0.0	15.9
720	593936.87	4782666.20	0.10	0	N	80	32.8	-19.1	0.0	-5.9	0.0	0.0	19.6
720	593936.87	4782666.20	0.10	0	N	100	35.1	-19.1	0.0	-5.8	0.0	0.0	21.8
720	593936.87	4782666.20	0.10	0	N	125	36.8	-19.1	0.0	-5.7	0.0	0.0	23.5
720	593936.87	4782666.20	0.10	0	N	160	38.8	-19.1	0.0	-5.6	0.0	0.0	25.2
720	593936.87	4782666.20	0.10	0	N	200	40.8	-19.1	0.0	-5.3	0.0	0.0	27.0
720	593936.87	4782666.20	0.10	0	N	250	44.0	-19.1	0.0	-4.9	0.0	0.0	29.8
720	593936.87	4782666.20	0.10	0	N	315	43.6	-19.1	0.0	-4.2	0.0	0.0	28.7
720	593936.87	4782666.20	0.10	0	N	400	42.9	-19.1	0.0	-3.0	0.0	0.0	26.8
720	593936.87	4782666.20	0.10	0	N	500	44.8	-19.1	0.0	-1.4	0.0	0.0	27.0
720	593936.87	4782666.20	0.10	0	N	630	45.6	-19.1	0.0	1.1	0.0	0.0	25.4
720	593936.87	4782666.20	0.10	0	N	800	44.4	-19.1	0.0	4.3	0.0	0.0	21.0
720	593936.87	4782666.20	0.10	0	N	1000	44.8	-19.1	0.0	7.1	0.0	0.0	18.6
720	593936.87	4782666.20	0.10	0	N	1250	43.8	-19.1	0.0	9.1	0.0	0.0	15.6
720	593936.87	4782666.20	0.10	0	N	1600	43.2	-19.1	0.0	11.0	0.0	0.0	13.1
720	593936.87	4782666.20	0.10	0	N	2000	42.9	-19.1	0.0	12.9	0.0	0.0	10.9
720	593936.87	4782666.20	0.10	0	N	2500	42.6	-19.1	0.0	14.3	0.0	0.0	9.2
720	593936.87	4782666.20	0.10	0	N	3150	42.8	-19.1	0.0	14.3	0.0	0.0	9.4
720	593936.87	4782666.20	0.10	0	N	4000	41.6	-19.1	0.0	12.6	0.0	0.0	9.9
720	593936.87	4782666.20	0.10	0	N	5000	40.1	-19.1	0.0	10.8	0.0	0.0	10.2
720	593936.87	4782666.20	0.10	0	N	6300	38.2	-19.1	0.0	10.8	0.0	0.0	8.3
720	593936.87	4782666.20	0.10	0	N	8000	35.6	-19.1	0.0	10.8	0.0	0.0	5.8
720	593936.87	4782666.20	0.10	0	N	10000	32.2	-19.1	0.0	10.8	0.0	0.0	2.3
723	593940.75	4782680.25	0.10	0	D	50	21.7	-15.1	0.0	-6.0	0.0	0.0	12.6
723	593940.75	4782680.25	0.10	0	D	63	27.8	-15.1	0.0	-5.9	0.0	0.0	18.7
723	593940.75	4782680.25	0.10	0	D	80	31.7	-15.1	0.0	-5.9	0.0	0.0	22.5
723	593940.75	4782680.25	0.10	0	D	100	33.9	-15.1	0.0	-5.8	0.0	0.0	24.6
723	593940.75	4782680.25	0.10	0	D	125	35.5	-15.1	0.0	-5.7	0.0	0.0	26.1
723	593940.75	4782680.25	0.10	0	D	160	37.3	-15.1	0.0	-5.5	0.0	0.0	27.7
723	593940.75	4782680.25	0.10	0	D	200	39.2	-15.1	0.0	-5.2	0.0	0.0	29.4
723	593940.75	4782680.25	0.10	0	D	250	42.3	-15.1	0.0	-4.8	0.0	0.0	31.9
723	593940.75	4782680.25	0.10	0	D	315	42.0	-15.1	0.0	-4.0	0.0	0.0	30.9
723	593940.75	4782680.25	0.10	0	D	400	41.6	-15.1	0.0	-2.6	0.0	0.0	29.2
723	593940.75	4782680.25	0.10	0	D	500	43.6	-15.1	0.0	-0.7	0.0	0.0	29.2
723	593940.75	4782680.25	0.10	0	D	630	44.7	-15.1	0.0	2.2	0.0	0.0	27.4
723	593940.75	4782680.25	0.10	0	D	800	43.4	-15.1	0.0	6.0	0.0	0.0	22.3
723	593940.75	4782680.25	0.10	0	D	1000	43.8	-15.1	0.0	8.8	0.0	0.0	19.9
723	593940.75	4782680.25	0.10	0	D	1250	42.7	-15.1	0.0	10.7	0.0	0.0	17.0
723	593940.75	4782680.25	0.10	0	D	1600	42.2	-15.1	0.0	12.6	0.0	0.0	14.5
723	593940.75	4782680.25	0.10	0	D	2000	41.8	-15.1	0.0	14.5	0.0	0.0	12.2
723	593940.75	4782680.25	0.10	0	D	2500	41.2	-15.1	0.0	16.0	0.0	0.0	10.2
723	593940.75	4782680.25	0.10	0	D	3150	41.3	-15.1	0.0	16.0	0.0	0.0	10.2
723	593940.75	4782680.25	0.10	0	D	4000	40.0	-15.1	0.0	14.5	0.0	0.0	10.5
723	593940.75	4782680.25	0.10	0	D	5000	38.5	-15.1	0.0	12.8	0.0	0.0	10.6
723	593940.75	4782680.25	0.10	0	D	6300	36.6	-15.1	0.0	12.8	0.0	0.0	8.7
723	593940.75	4782680.25	0.10	0	D	8000	34.0	-15.1	0.0	12.8	0.0	0.0	6.1
723	593940.75	4782680.25	0.10	0	D	10000	30.6	-15.1	0.0	12.8	0.0	0.0	2.7

Road, TNM, Name: "Ottawa north", ID: "!02!Ottawa_N"													
Nr.	X	Y	Z	Refl.	DEN	Freq.	Lw	Ad	Aair	Agr	Afol	RL	Lr
	(m)	(m)	(m)			(Hz)	dB(A)	(dB)	(dB)	(dB)	(dB)	(dB)	dB(A)
723	593940.75	4782680.25	0.10	0	N	50	23.2	-15.1	0.0	-6.0	0.0	0.0	14.1
723	593940.75	4782680.25	0.10	0	N	63	29.0	-15.1	0.0	-5.9	0.0	0.0	19.9
723	593940.75	4782680.25	0.10	0	N	80	32.8	-15.1	0.0	-5.9	0.0	0.0	23.6
723	593940.75	4782680.25	0.10	0	N	100	35.1	-15.1	0.0	-5.8	0.0	0.0	25.9
723	593940.75	4782680.25	0.10	0	N	125	36.8	-15.1	0.0	-5.7	0.0	0.0	27.5
723	593940.75	4782680.25	0.10	0	N	160	38.8	-15.1	0.0	-5.5	0.0	0.0	29.2
723	593940.75	4782680.25	0.10	0	N	200	40.8	-15.1	0.0	-5.2	0.0	0.0	31.0
723	593940.75	4782680.25	0.10	0	N	250	44.0	-15.1	0.0	-4.8	0.0	0.0	33.7
723	593940.75	4782680.25	0.10	0	N	315	43.6	-15.1	0.0	-4.0	0.0	0.0	32.5
723	593940.75	4782680.25	0.10	0	N	400	42.9	-15.1	0.0	-2.6	0.0	0.0	30.4
723	593940.75	4782680.25	0.10	0	N	500	44.8	-15.1	0.0	-0.7	0.0	0.0	30.4
723	593940.75	4782680.25	0.10	0	N	630	45.6	-15.1	0.0	2.2	0.0	0.0	28.3
723	593940.75	4782680.25	0.10	0	N	800	44.4	-15.1	0.0	6.0	0.0	0.0	23.4
723	593940.75	4782680.25	0.10	0	N	1000	44.8	-15.1	0.0	8.8	0.0	0.0	20.9
723	593940.75	4782680.25	0.10	0	N	1250	43.8	-15.1	0.0	10.7	0.0	0.0	18.0
723	593940.75	4782680.25	0.10	0	N	1600	43.2	-15.1	0.0	12.6	0.0	0.0	15.5
723	593940.75	4782680.25	0.10	0	N	2000	42.9	-15.1	0.0	14.5	0.0	0.0	13.3
723	593940.75	4782680.25	0.10	0	N	2500	42.6	-15.1	0.0	16.0	0.0	0.0	11.5
723	593940.75	4782680.25	0.10	0	N	3150	42.8	-15.1	0.0	16.0	0.0	0.0	11.7
723	593940.75	4782680.25	0.10	0	N	4000	41.6	-15.1	0.0	14.5	0.0	0.0	12.0
723	593940.75	4782680.25	0.10	0	N	5000	40.1	-15.1	0.0	12.8	0.0	0.0	12.2
723	593940.75	4782680.25	0.10	0	N	6300	38.2	-15.1	0.0	12.8	0.0	0.0	10.3
723	593940.75	4782680.25	0.10	0	N	8000	35.6	-15.1	0.0	12.8	0.0	0.0	7.8
723	593940.75	4782680.25	0.10	0	N	10000	32.2	-15.1	0.0	12.8	0.0	0.0	4.3
739	593947.78	4782705.66	0.10	0	D	50	21.7	-16.6	0.0	-6.0	0.0	0.0	11.1
739	593947.78	4782705.66	0.10	0	D	63	27.8	-16.6	0.0	-5.9	0.0	0.0	17.1
739	593947.78	4782705.66	0.10	0	D	80	31.7	-16.6	0.0	-5.9	0.0	0.0	20.9
739	593947.78	4782705.66	0.10	0	D	100	33.9	-16.6	0.0	-5.8	0.0	0.0	23.0
739	593947.78	4782705.66	0.10	0	D	125	35.5	-16.6	0.0	-5.7	0.0	0.0	24.5
739	593947.78	4782705.66	0.10	0	D	160	37.3	-16.6	0.0	-5.5	0.0	0.0	26.1
739	593947.78	4782705.66	0.10	0	D	200	39.2	-16.6	0.0	-5.1	0.0	0.0	27.7
739	593947.78	4782705.66	0.10	0	D	250	42.3	-16.6	0.0	-4.6	0.0	0.0	30.2
739	593947.78	4782705.66	0.10	0	D	315	42.0	-16.6	0.0	-3.6	0.0	0.0	29.0
739	593947.78	4782705.66	0.10	0	D	400	41.6	-16.6	0.0	-1.9	0.0	0.0	26.9
739	593947.78	4782705.66	0.10	0	D	500	43.6	-16.6	0.0	0.6	0.0	0.0	26.3
739	593947.78	4782705.66	0.10	0	D	630	44.7	-16.6	0.0	4.5	0.0	0.0	23.5
739	593947.78	4782705.66	0.10	0	D	800	43.4	-16.6	0.0	9.1	0.0	0.0	17.6
739	593947.78	4782705.66	0.10	0	D	1000	43.8	-16.6	0.0	11.8	0.0	0.0	15.4
739	593947.78	4782705.66	0.10	0	D	1250	42.7	-16.6	0.0	13.4	0.0	0.0	12.7
739	593947.78	4782705.66	0.10	0	D	1600	42.2	-16.6	0.0	15.3	0.0	0.0	10.2
739	593947.78	4782705.66	0.10	0	D	2000	41.8	-16.6	0.0	17.2	0.0	0.0	7.9
739	593947.78	4782705.66	0.10	0	D	2500	41.2	-16.6	0.0	18.8	0.0	0.0	5.8
739	593947.78	4782705.66	0.10	0	D	3150	41.3	-16.6	0.0	19.0	0.0	0.0	5.6
739	593947.78	4782705.66	0.10	0	D	4000	40.0	-16.6	0.0	17.7	0.0	0.0	5.7
739	593947.78	4782705.66	0.10	0	D	5000	38.5	-16.6	0.0	16.5	0.0	0.0	5.4
739	593947.78	4782705.66	0.10	0	D	6300	36.6	-16.6	0.0	16.5	0.0	0.0	3.5
739	593947.78	4782705.66	0.10	0	D	8000	34.0	-16.6	0.0	16.5	0.0	0.0	0.9
739	593947.78	4782705.66	0.10	0	N	50	23.2	-16.6	0.0	-6.0	0.0	0.0	12.6
739	593947.78	4782705.66	0.10	0	N	63	29.0	-16.6	0.0	-5.9	0.0	0.0	18.3
739	593947.78	4782705.66	0.10	0	N	80	32.8	-16.6	0.0	-5.9	0.0	0.0	22.0
739	593947.78	4782705.66	0.10	0	N	100	35.1	-16.6	0.0	-5.8	0.0	0.0	24.3
739	593947.78	4782705.66	0.10	0	N	125	36.8	-16.6	0.0	-5.7	0.0	0.0	25.9
739	593947.78	4782705.66	0.10	0	N	160	38.8	-16.6	0.0	-5.5	0.0	0.0	27.6
739	593947.78	4782705.66	0.10	0	N	200	40.8	-16.6	0.0	-5.1	0.0	0.0	29.3
739	593947.78	4782705.66	0.10	0	N	250	44.0	-16.6	0.0	-4.6	0.0	0.0	31.9
739	593947.78	4782705.66	0.10	0	N	315	43.6	-16.6	0.0	-3.6	0.0	0.0	30.6
739	593947.78	4782705.66	0.10	0	N	400	42.9	-16.6	0.0	-1.9	0.0	0.0	28.1
739	593947.78	4782705.66	0.10	0	N	500	44.8	-16.6	0.0	0.6	0.0	0.0	27.5
739	593947.78	4782705.66	0.10	0	N	630	45.6	-16.6	0.0	4.5	0.0	0.0	24.5
739	593947.78	4782705.66	0.10	0	N	800	44.4	-16.6	0.0	9.1	0.0	0.0	18.7
739	593947.78	4782705.66	0.10	0	N	1000	44.8	-16.6	0.0	11.8	0.0	0.0	16.4
739	593947.78	4782705.66	0.10	0	N	1250	43.8	-16.6	0.0	13.4	0.0	0.0	13.8
739	593947.78	4782705.66	0.10	0	N	1600	43.2	-16.6	0.0	15.3	0.0	0.0	11.3

Road, TNM, Name: "Ottawa north", ID: "!02!Ottawa_N"													
Nr.	X	Y	Z	Refl.	DEN	Freq.	Lw	Ad	Aair	Agr	Afol	RL	Lr
	(m)	(m)	(m)			(Hz)	dB(A)	(dB)	(dB)	(dB)	(dB)	(dB)	dB(A)
739	593947.78	4782705.66	0.10	0	N	2000	42.9	-16.6	0.0	17.2	0.0	0.0	9.0
739	593947.78	4782705.66	0.10	0	N	2500	42.6	-16.6	0.0	18.8	0.0	0.0	7.2
739	593947.78	4782705.66	0.10	0	N	3150	42.8	-16.6	0.0	19.0	0.0	0.0	7.1
739	593947.78	4782705.66	0.10	0	N	4000	41.6	-16.6	0.0	17.7	0.0	0.0	7.2
739	593947.78	4782705.66	0.10	0	N	5000	40.1	-16.6	0.0	16.5	0.0	0.0	7.0
739	593947.78	4782705.66	0.10	0	N	6300	38.2	-16.6	0.0	16.5	0.0	0.0	5.1
739	593947.78	4782705.66	0.10	0	N	8000	35.6	-16.6	0.0	16.5	0.0	0.0	2.5
775	593953.18	4782725.17	0.10	0	D	50	21.7	-22.9	0.0	-6.0	0.0	0.0	4.8
775	593953.18	4782725.17	0.10	0	D	63	27.8	-22.9	0.0	-5.9	0.0	0.0	10.8
775	593953.18	4782725.17	0.10	0	D	80	31.7	-22.9	0.0	-5.9	0.0	0.0	14.6
775	593953.18	4782725.17	0.10	0	D	100	33.9	-22.9	0.0	-5.8	0.0	0.0	16.7
775	593953.18	4782725.17	0.10	0	D	125	35.5	-22.9	0.0	-5.7	0.0	0.0	18.2
775	593953.18	4782725.17	0.10	0	D	160	37.3	-22.9	0.0	-5.4	0.0	0.0	19.7
775	593953.18	4782725.17	0.10	0	D	200	39.2	-22.9	0.0	-5.0	0.0	0.0	21.3
775	593953.18	4782725.17	0.10	0	D	250	42.3	-22.9	0.0	-4.4	0.0	0.0	23.7
775	593953.18	4782725.17	0.10	0	D	315	42.0	-22.9	0.0	-3.2	0.0	0.0	22.4
775	593953.18	4782725.17	0.10	0	D	400	41.6	-22.9	0.0	-1.3	0.0	0.0	20.0
775	593953.18	4782725.17	0.10	0	D	500	43.6	-22.9	0.0	1.7	0.0	0.0	18.9
775	593953.18	4782725.17	0.10	0	D	630	44.7	-22.9	0.0	6.3	0.0	0.0	15.4
775	593953.18	4782725.17	0.10	0	D	800	43.4	-22.9	0.0	11.3	0.0	0.0	9.1
775	593953.18	4782725.17	0.10	0	D	1000	43.8	-22.9	0.0	13.7	0.0	0.0	7.2
775	593953.18	4782725.17	0.10	0	D	1250	42.7	-22.9	0.0	15.2	0.0	0.0	4.6
775	593953.18	4782725.17	0.10	0	D	1600	42.2	-22.9	0.0	17.1	0.0	0.0	2.2
775	593953.18	4782725.17	0.10	0	N	50	23.2	-22.9	0.0	-6.0	0.0	0.0	6.3
775	593953.18	4782725.17	0.10	0	N	63	29.0	-22.9	0.0	-5.9	0.0	0.0	12.0
775	593953.18	4782725.17	0.10	0	N	80	32.8	-22.9	0.0	-5.9	0.0	0.0	15.7
775	593953.18	4782725.17	0.10	0	N	100	35.1	-22.9	0.0	-5.8	0.0	0.0	18.0
775	593953.18	4782725.17	0.10	0	N	125	36.8	-22.9	0.0	-5.7	0.0	0.0	19.6
775	593953.18	4782725.17	0.10	0	N	160	38.8	-22.9	0.0	-5.4	0.0	0.0	21.3
775	593953.18	4782725.17	0.10	0	N	200	40.8	-22.9	0.0	-5.0	0.0	0.0	22.9
775	593953.18	4782725.17	0.10	0	N	250	44.0	-22.9	0.0	-4.4	0.0	0.0	25.5
775	593953.18	4782725.17	0.10	0	N	315	43.6	-22.9	0.0	-3.2	0.0	0.0	24.0
775	593953.18	4782725.17	0.10	0	N	400	42.9	-22.9	0.0	-1.3	0.0	0.0	21.2
775	593953.18	4782725.17	0.10	0	N	500	44.8	-22.9	0.0	1.7	0.0	0.0	20.1
775	593953.18	4782725.17	0.10	0	N	630	45.6	-22.9	0.0	6.3	0.0	0.0	16.4
775	593953.18	4782725.17	0.10	0	N	800	44.4	-22.9	0.0	11.3	0.0	0.0	10.2
775	593953.18	4782725.17	0.10	0	N	1000	44.8	-22.9	0.0	13.7	0.0	0.0	8.2
775	593953.18	4782725.17	0.10	0	N	1250	43.8	-22.9	0.0	15.2	0.0	0.0	5.7
775	593953.18	4782725.17	0.10	0	N	1600	43.2	-22.9	0.0	17.1	0.0	0.0	3.2
775	593953.18	4782725.17	0.10	0	N	2000	42.9	-22.9	0.0	19.0	0.0	0.0	0.9
778	593961.31	4782754.52	0.10	0	D	50	21.7	-18.3	0.0	-6.0	0.0	0.0	9.5
778	593961.31	4782754.52	0.10	0	D	63	27.8	-18.3	0.0	-5.9	0.0	0.0	15.5
778	593961.31	4782754.52	0.10	0	D	80	31.7	-18.3	0.0	-5.9	0.0	0.0	19.3
778	593961.31	4782754.52	0.10	0	D	100	33.9	-18.3	0.0	-5.8	0.0	0.0	21.4
778	593961.31	4782754.52	0.10	0	D	125	35.5	-18.3	0.0	-5.6	0.0	0.0	22.8
778	593961.31	4782754.52	0.10	0	D	160	37.3	-18.3	0.0	-5.3	0.0	0.0	24.3
778	593961.31	4782754.52	0.10	0	D	200	39.2	-18.3	0.0	-4.9	0.0	0.0	25.8
778	593961.31	4782754.52	0.10	0	D	250	42.3	-18.3	0.0	-4.1	0.0	0.0	28.1
778	593961.31	4782754.52	0.10	0	D	315	42.0	-18.3	0.0	-2.8	0.0	0.0	26.5
778	593961.31	4782754.52	0.10	0	D	400	41.6	-18.3	0.0	-0.3	0.0	0.0	23.7
778	593961.31	4782754.52	0.10	0	D	500	43.6	-18.3	0.0	3.4	0.0	0.0	22.0
778	593961.31	4782754.52	0.10	0	D	630	44.7	-18.3	0.0	9.0	0.0	0.0	17.4
778	593961.31	4782754.52	0.10	0	D	800	43.4	-18.3	0.0	14.2	0.0	0.0	10.9
778	593961.31	4782754.52	0.10	0	D	1000	43.8	-18.3	0.0	16.0	0.0	0.0	9.5
778	593961.31	4782754.52	0.10	0	D	1250	42.7	-18.3	0.0	17.5	0.0	0.0	7.0
778	593961.31	4782754.52	0.10	0	D	1600	42.2	-18.3	0.0	19.4	0.0	0.0	4.6
778	593961.31	4782754.52	0.10	0	D	2000	41.8	-18.3	0.0	21.4	0.0	0.0	2.1
778	593961.31	4782754.52	0.10	0	N	50	23.2	-18.3	0.0	-6.0	0.0	0.0	11.0
778	593961.31	4782754.52	0.10	0	N	63	29.0	-18.3	0.0	-5.9	0.0	0.0	16.7
778	593961.31	4782754.52	0.10	0	N	80	32.8	-18.3	0.0	-5.9	0.0	0.0	20.4
778	593961.31	4782754.52	0.10	0	N	100	35.1	-18.3	0.0	-5.8	0.0	0.0	22.6
778	593961.31	4782754.52	0.10	0	N	125	36.8	-18.3	0.0	-5.6	0.0	0.0	24.2
778	593961.31	4782754.52	0.10	0	N	160	38.8	-18.3	0.0	-5.3	0.0	0.0	25.9

Road, TNM, Name: "Ottawa north", ID: "!02!Ottawa_N"													
Nr.	X	Y	Z	Refl.	DEN	Freq.	Lw	Ad	Aair	Agr	Afol	RL	Lr
	(m)	(m)	(m)			(Hz)	dB(A)	(dB)	(dB)	(dB)	(dB)	(dB)	dB(A)
778	593961.31	4782754.52	0.10	0	N	200	40.8	-18.3	0.0	-4.9	0.0	0.0	27.5
778	593961.31	4782754.52	0.10	0	N	250	44.0	-18.3	0.0	-4.1	0.0	0.0	29.9
778	593961.31	4782754.52	0.10	0	N	315	43.6	-18.3	0.0	-2.8	0.0	0.0	28.1
778	593961.31	4782754.52	0.10	0	N	400	42.9	-18.3	0.0	-0.3	0.0	0.0	25.0
778	593961.31	4782754.52	0.10	0	N	500	44.8	-18.3	0.0	3.4	0.0	0.0	23.2
778	593961.31	4782754.52	0.10	0	N	630	45.6	-18.3	0.0	9.0	0.0	0.0	18.3
778	593961.31	4782754.52	0.10	0	N	800	44.4	-18.3	0.0	14.2	0.0	0.0	12.0
778	593961.31	4782754.52	0.10	0	N	1000	44.8	-18.3	0.0	16.0	0.0	0.0	10.5
778	593961.31	4782754.52	0.10	0	N	1250	43.8	-18.3	0.0	17.5	0.0	0.0	8.1
778	593961.31	4782754.52	0.10	0	N	1600	43.2	-18.3	0.0	19.4	0.0	0.0	5.6
778	593961.31	4782754.52	0.10	0	N	2000	42.9	-18.3	0.0	21.4	0.0	0.0	3.2
778	593961.31	4782754.52	0.10	0	N	2500	42.6	-18.3	0.0	23.2	0.0	0.0	1.2
778	593961.31	4782754.52	0.10	0	N	3150	42.8	-18.3	0.0	23.7	0.0	0.0	0.8
778	593961.31	4782754.52	0.10	0	N	4000	41.6	-18.3	0.0	23.0	0.0	0.0	0.3
781	593976.74	4782810.28	0.10	0	D	50	21.7	-20.2	0.0	-6.0	0.0	0.0	7.5
781	593976.74	4782810.28	0.10	0	D	63	27.8	-20.2	0.0	-5.9	0.0	0.0	13.5
781	593976.74	4782810.28	0.10	0	D	80	31.7	-20.2	0.0	-5.8	0.0	0.0	17.2
781	593976.74	4782810.28	0.10	0	D	100	33.9	-20.2	0.0	-5.7	0.0	0.0	19.3
781	593976.74	4782810.28	0.10	0	D	125	35.5	-20.2	0.0	-5.5	0.0	0.0	20.7
781	593976.74	4782810.28	0.10	0	D	160	37.3	-20.2	0.0	-5.2	0.0	0.0	22.2
781	593976.74	4782810.28	0.10	0	D	200	39.2	-20.2	0.0	-4.6	0.0	0.0	23.6
781	593976.74	4782810.28	0.10	0	D	250	42.3	-20.2	0.0	-3.6	0.0	0.0	25.6
781	593976.74	4782810.28	0.10	0	D	315	42.0	-20.2	0.0	-1.8	0.0	0.0	23.6
781	593976.74	4782810.28	0.10	0	D	400	41.6	-20.2	0.0	1.5	0.0	0.0	19.9
781	593976.74	4782810.28	0.10	0	D	500	43.6	-20.2	0.0	6.5	0.0	0.0	16.9
781	593976.74	4782810.28	0.10	0	D	630	44.7	-20.2	0.0	13.6	0.0	0.0	10.8
781	593976.74	4782810.28	0.10	0	D	800	43.4	-20.2	0.0	18.0	0.0	0.0	5.1
781	593976.74	4782810.28	0.10	0	D	1000	43.8	-20.2	0.0	19.4	0.0	0.0	4.2
781	593976.74	4782810.28	0.10	0	D	1250	42.7	-20.2	0.0	20.8	0.0	0.0	1.7
781	593976.74	4782810.28	0.10	0	N	50	23.2	-20.2	0.0	-6.0	0.0	0.0	9.0
781	593976.74	4782810.28	0.10	0	N	63	29.0	-20.2	0.0	-5.9	0.0	0.0	14.7
781	593976.74	4782810.28	0.10	0	N	80	32.8	-20.2	0.0	-5.8	0.0	0.0	18.4
781	593976.74	4782810.28	0.10	0	N	100	35.1	-20.2	0.0	-5.7	0.0	0.0	20.6
781	593976.74	4782810.28	0.10	0	N	125	36.8	-20.2	0.0	-5.5	0.0	0.0	22.1
781	593976.74	4782810.28	0.10	0	N	160	38.8	-20.2	0.0	-5.2	0.0	0.0	23.7
781	593976.74	4782810.28	0.10	0	N	200	40.8	-20.2	0.0	-4.6	0.0	0.0	25.2
781	593976.74	4782810.28	0.10	0	N	250	44.0	-20.2	0.0	-3.6	0.0	0.0	27.4
781	593976.74	4782810.28	0.10	0	N	315	43.6	-20.2	0.0	-1.8	0.0	0.0	25.2
781	593976.74	4782810.28	0.10	0	N	400	42.9	-20.2	0.0	1.5	0.0	0.0	21.2
781	593976.74	4782810.28	0.10	0	N	500	44.8	-20.2	0.0	6.5	0.0	0.0	18.1
781	593976.74	4782810.28	0.10	0	N	630	45.6	-20.2	0.0	13.6	0.0	0.0	11.7
781	593976.74	4782810.28	0.10	0	N	800	44.4	-20.2	0.0	18.0	0.0	0.0	6.2
781	593976.74	4782810.28	0.10	0	N	1000	44.8	-20.2	0.0	19.4	0.0	0.0	5.2
781	593976.74	4782810.28	0.10	0	N	1250	43.8	-20.2	0.0	20.8	0.0	0.0	2.8
781	593976.74	4782810.28	0.10	0	N	1600	43.2	-20.2	0.0	22.8	0.0	0.0	0.2
801	593994.20	4782873.38	0.10	0	D	50	21.7	-22.9	0.0	-6.0	0.0	0.0	4.8
801	593994.20	4782873.38	0.10	0	D	63	27.8	-22.9	0.0	-5.9	0.0	0.0	10.8
801	593994.20	4782873.38	0.10	0	D	80	31.7	-22.9	0.0	-5.8	0.0	0.0	14.6
801	593994.20	4782873.38	0.10	0	D	100	33.9	-22.9	0.0	-5.7	0.0	0.0	16.6
801	593994.20	4782873.38	0.10	0	D	125	35.5	-22.9	0.0	-5.4	0.0	0.0	18.0
801	593994.20	4782873.38	0.10	0	D	160	37.3	-22.9	0.0	-5.0	0.0	0.0	19.4
801	593994.20	4782873.38	0.10	0	D	200	39.2	-22.9	0.0	-4.4	0.0	0.0	20.7
801	593994.20	4782873.38	0.10	0	D	250	42.3	-22.9	0.0	-3.0	0.0	0.0	22.4
801	593994.20	4782873.38	0.10	0	D	315	42.0	-22.9	0.0	-0.7	0.0	0.0	19.9
801	593994.20	4782873.38	0.10	0	D	400	41.6	-22.9	0.0	3.5	0.0	0.0	15.2
801	593994.20	4782873.38	0.10	0	D	500	43.6	-22.9	0.0	9.9	0.0	0.0	10.8
801	593994.20	4782873.38	0.10	0	D	630	44.7	-22.9	0.0	17.7	0.0	0.0	4.1
801	593994.20	4782873.38	0.10	0	N	50	23.2	-22.9	0.0	-6.0	0.0	0.0	6.3
801	593994.20	4782873.38	0.10	0	N	63	29.0	-22.9	0.0	-5.9	0.0	0.0	12.0
801	593994.20	4782873.38	0.10	0	N	80	32.8	-22.9	0.0	-5.8	0.0	0.0	15.7
801	593994.20	4782873.38	0.10	0	N	100	35.1	-22.9	0.0	-5.7	0.0	0.0	17.9
801	593994.20	4782873.38	0.10	0	N	125	36.8	-22.9	0.0	-5.4	0.0	0.0	19.4
801	593994.20	4782873.38	0.10	0	N	160	38.8	-22.9	0.0	-5.0	0.0	0.0	20.9

Road, TNM, Name: "Ottawa north", ID: "!02!Ottawa_N"													
Nr.	X	Y	Z	Refl.	DEN	Freq.	Lw	Ad	Aair	Agr	Afol	RL	Lr
	(m)	(m)	(m)			(Hz)	dB(A)	(dB)	(dB)	(dB)	(dB)	(dB)	dB(A)
801	593994.20	4782873.38	0.10	0	N	200	40.8	-22.9	0.0	-4.4	0.0	0.0	22.3
801	593994.20	4782873.38	0.10	0	N	250	44.0	-22.9	0.0	-3.0	0.0	0.0	24.1
801	593994.20	4782873.38	0.10	0	N	315	43.6	-22.9	0.0	-0.7	0.0	0.0	21.5
801	593994.20	4782873.38	0.10	0	N	400	42.9	-22.9	0.0	3.5	0.0	0.0	16.5
801	593994.20	4782873.38	0.10	0	N	500	44.8	-22.9	0.0	9.9	0.0	0.0	12.0
801	593994.20	4782873.38	0.10	0	N	630	45.6	-22.9	0.0	17.7	0.0	0.0	5.0
801	593994.20	4782873.38	0.10	0	N	800	44.4	-22.9	0.0	21.0	0.0	0.0	0.6
833	594008.77	4782926.04	0.10	0	D	50	21.7	-26.4	0.0	-6.0	0.0	0.0	1.4
833	594008.77	4782926.04	0.10	0	D	63	27.8	-26.4	0.0	-5.9	0.0	0.0	7.3
833	594008.77	4782926.04	0.10	0	D	80	31.7	-26.4	0.0	-5.8	0.0	0.0	11.0
833	594008.77	4782926.04	0.10	0	D	100	33.9	-26.4	0.0	-5.6	0.0	0.0	13.1
833	594008.77	4782926.04	0.10	0	D	125	35.5	-26.4	0.0	-5.4	0.0	0.0	14.4
833	594008.77	4782926.04	0.10	0	D	160	37.3	-26.4	0.0	-4.9	0.0	0.0	15.8
833	594008.77	4782926.04	0.10	0	D	200	39.2	-26.4	0.0	-4.1	0.0	0.0	16.9
833	594008.77	4782926.04	0.10	0	D	250	42.3	-26.4	0.0	-2.5	0.0	0.0	18.4
833	594008.77	4782926.04	0.10	0	D	315	42.0	-26.4	0.0	0.2	0.0	0.0	15.4
833	594008.77	4782926.04	0.10	0	D	400	41.6	-26.4	0.0	5.2	0.0	0.0	10.1
833	594008.77	4782926.04	0.10	0	D	500	43.6	-26.4	0.0	12.5	0.0	0.0	4.7
833	594008.77	4782926.04	0.10	0	N	50	23.2	-26.4	0.0	-6.0	0.0	0.0	2.8
833	594008.77	4782926.04	0.10	0	N	63	29.0	-26.4	0.0	-5.9	0.0	0.0	8.5
833	594008.77	4782926.04	0.10	0	N	80	32.8	-26.4	0.0	-5.8	0.0	0.0	12.2
833	594008.77	4782926.04	0.10	0	N	100	35.1	-26.4	0.0	-5.6	0.0	0.0	14.3
833	594008.77	4782926.04	0.10	0	N	125	36.8	-26.4	0.0	-5.4	0.0	0.0	15.8
833	594008.77	4782926.04	0.10	0	N	160	38.8	-26.4	0.0	-4.9	0.0	0.0	17.3
833	594008.77	4782926.04	0.10	0	N	200	40.8	-26.4	0.0	-4.1	0.0	0.0	18.6
833	594008.77	4782926.04	0.10	0	N	250	44.0	-26.4	0.0	-2.5	0.0	0.0	20.1
833	594008.77	4782926.04	0.10	0	N	315	43.6	-26.4	0.0	0.2	0.0	0.0	17.0
833	594008.77	4782926.04	0.10	0	N	400	42.9	-26.4	0.0	5.2	0.0	0.0	11.3
833	594008.77	4782926.04	0.10	0	N	500	44.8	-26.4	0.0	12.5	0.0	0.0	5.9
837	593932.68	4782617.32	0.10	0	D	50	21.7	-15.6	0.0	-6.0	0.0	0.0	12.1
837	593932.68	4782617.32	0.10	0	D	63	27.8	-15.6	0.0	-5.9	0.0	0.0	18.2
837	593932.68	4782617.32	0.10	0	D	80	31.7	-15.6	0.0	-5.9	0.0	0.0	21.9
837	593932.68	4782617.32	0.10	0	D	100	33.9	-15.6	0.0	-5.8	0.0	0.0	24.1
837	593932.68	4782617.32	0.10	0	D	125	35.5	-15.6	0.0	-5.7	0.0	0.0	25.6
837	593932.68	4782617.32	0.10	0	D	160	37.3	-15.6	0.0	-5.6	0.0	0.0	27.2
837	593932.68	4782617.32	0.10	0	D	200	39.2	-15.6	0.0	-5.3	0.0	0.0	28.9
837	593932.68	4782617.32	0.10	0	D	250	42.3	-15.6	0.0	-4.9	0.0	0.0	31.5
837	593932.68	4782617.32	0.10	0	D	315	42.0	-15.6	0.0	-4.2	0.0	0.0	30.6
837	593932.68	4782617.32	0.10	0	D	400	41.6	-15.6	0.0	-3.0	0.0	0.0	29.0
837	593932.68	4782617.32	0.10	0	D	500	43.6	-15.6	0.0	-1.4	0.0	0.0	29.4
837	593932.68	4782617.32	0.10	0	D	630	44.7	-15.6	0.0	1.0	0.0	0.0	28.1
837	593932.68	4782617.32	0.10	0	D	800	43.4	-15.6	0.0	4.2	0.0	0.0	23.6
837	593932.68	4782617.32	0.10	0	D	1000	43.8	-15.6	0.0	6.9	0.0	0.0	21.3
837	593932.68	4782617.32	0.10	0	D	1250	42.7	-15.6	0.0	8.9	0.0	0.0	18.2
837	593932.68	4782617.32	0.10	0	D	1600	42.2	-15.6	0.0	10.9	0.0	0.0	15.7
837	593932.68	4782617.32	0.10	0	D	2000	41.8	-15.6	0.0	12.7	0.0	0.0	13.4
837	593932.68	4782617.32	0.10	0	D	2500	41.2	-15.6	0.0	14.2	0.0	0.0	11.5
837	593932.68	4782617.32	0.10	0	D	3150	41.3	-15.6	0.0	14.1	0.0	0.0	11.5
837	593932.68	4782617.32	0.10	0	D	4000	40.0	-15.6	0.0	12.4	0.0	0.0	12.0
837	593932.68	4782617.32	0.10	0	D	5000	38.5	-15.6	0.0	10.6	0.0	0.0	12.3
837	593932.68	4782617.32	0.10	0	D	6300	36.6	-15.6	0.0	10.6	0.0	0.0	10.4
837	593932.68	4782617.32	0.10	0	D	8000	34.0	-15.6	0.0	10.6	0.0	0.0	7.8
837	593932.68	4782617.32	0.10	0	D	10000	30.6	-15.6	0.0	10.6	0.0	0.0	4.4
837	593932.68	4782617.32	0.10	0	N	50	23.2	-15.6	0.0	-6.0	0.0	0.0	13.6
837	593932.68	4782617.32	0.10	0	N	63	29.0	-15.6	0.0	-5.9	0.0	0.0	19.4
837	593932.68	4782617.32	0.10	0	N	80	32.8	-15.6	0.0	-5.9	0.0	0.0	23.1
837	593932.68	4782617.32	0.10	0	N	100	35.1	-15.6	0.0	-5.8	0.0	0.0	25.3
837	593932.68	4782617.32	0.10	0	N	125	36.8	-15.6	0.0	-5.7	0.0	0.0	27.0
837	593932.68	4782617.32	0.10	0	N	160	38.8	-15.6	0.0	-5.6	0.0	0.0	28.7
837	593932.68	4782617.32	0.10	0	N	200	40.8	-15.6	0.0	-5.3	0.0	0.0	30.5
837	593932.68	4782617.32	0.10	0	N	250	44.0	-15.6	0.0	-4.9	0.0	0.0	33.3
837	593932.68	4782617.32	0.10	0	N	315	43.6	-15.6	0.0	-4.2	0.0	0.0	32.2
837	593932.68	4782617.32	0.10	0	N	400	42.9	-15.6	0.0	-3.0	0.0	0.0	30.3

Road, TNM, Name: "Ottawa north", ID: "!02!Ottawa_N"													
Nr.	X	Y	Z	Refl.	DEN	Freq.	Lw	Ad	Aair	Agr	Afol	RL	Lr
	(m)	(m)	(m)			(Hz)	dB(A)	(dB)	(dB)	(dB)	(dB)	(dB)	dB(A)
837	593932.68	4782617.32	0.10	0	N	500	44.8	-15.6	0.0	-1.4	0.0	0.0	30.6
837	593932.68	4782617.32	0.10	0	N	630	45.6	-15.6	0.0	1.0	0.0	0.0	29.0
837	593932.68	4782617.32	0.10	0	N	800	44.4	-15.6	0.0	4.2	0.0	0.0	24.7
837	593932.68	4782617.32	0.10	0	N	1000	44.8	-15.6	0.0	6.9	0.0	0.0	22.3
837	593932.68	4782617.32	0.10	0	N	1250	43.8	-15.6	0.0	8.9	0.0	0.0	19.3
837	593932.68	4782617.32	0.10	0	N	1600	43.2	-15.6	0.0	10.9	0.0	0.0	16.7
837	593932.68	4782617.32	0.10	0	N	2000	42.9	-15.6	0.0	12.7	0.0	0.0	14.5
837	593932.68	4782617.32	0.10	0	N	2500	42.6	-15.6	0.0	14.2	0.0	0.0	12.8
837	593932.68	4782617.32	0.10	0	N	3150	42.8	-15.6	0.0	14.1	0.0	0.0	13.0
837	593932.68	4782617.32	0.10	0	N	4000	41.6	-15.6	0.0	12.4	0.0	0.0	13.5
837	593932.68	4782617.32	0.10	0	N	5000	40.1	-15.6	0.0	10.6	0.0	0.0	13.9
837	593932.68	4782617.32	0.10	0	N	6300	38.2	-15.6	0.0	10.6	0.0	0.0	12.0
837	593932.68	4782617.32	0.10	0	N	8000	35.6	-15.6	0.0	10.6	0.0	0.0	9.4
837	593932.68	4782617.32	0.10	0	N	10000	32.2	-15.6	0.0	10.6	0.0	0.0	6.0
855	593936.30	4782630.41	0.10	0	D	50	21.7	-15.2	0.0	-6.0	0.0	0.0	12.5
855	593936.30	4782630.41	0.10	0	D	63	27.8	-15.2	0.0	-5.9	0.0	0.0	18.6
855	593936.30	4782630.41	0.10	0	D	80	31.7	-15.2	0.0	-5.9	0.0	0.0	22.4
855	593936.30	4782630.41	0.10	0	D	100	33.9	-15.2	0.0	-5.8	0.0	0.0	24.5
855	593936.30	4782630.41	0.10	0	D	125	35.5	-15.2	0.0	-5.7	0.0	0.0	26.0
855	593936.30	4782630.41	0.10	0	D	160	37.3	-15.2	0.0	-5.6	0.0	0.0	27.7
855	593936.30	4782630.41	0.10	0	D	200	39.2	-15.2	0.0	-5.3	0.0	0.0	29.3
855	593936.30	4782630.41	0.10	0	D	250	42.3	-15.2	0.0	-4.9	0.0	0.0	32.0
855	593936.30	4782630.41	0.10	0	D	315	42.0	-15.2	0.0	-4.2	0.0	0.0	31.1
855	593936.30	4782630.41	0.10	0	D	400	41.6	-15.2	0.0	-3.1	0.0	0.0	29.6
855	593936.30	4782630.41	0.10	0	D	500	43.6	-15.2	0.0	-1.6	0.0	0.0	30.0
855	593936.30	4782630.41	0.10	0	D	630	44.7	-15.2	0.0	0.7	0.0	0.0	28.8
855	593936.30	4782630.41	0.10	0	D	800	43.4	-15.2	0.0	3.8	0.0	0.0	24.4
855	593936.30	4782630.41	0.10	0	D	1000	43.8	-15.2	0.0	6.5	0.0	0.0	22.2
855	593936.30	4782630.41	0.10	0	D	1250	42.7	-15.2	0.0	8.5	0.0	0.0	19.1
855	593936.30	4782630.41	0.10	0	D	1600	42.2	-15.2	0.0	10.5	0.0	0.0	16.5
855	593936.30	4782630.41	0.10	0	D	2000	41.8	-15.2	0.0	12.3	0.0	0.0	14.3
855	593936.30	4782630.41	0.10	0	D	2500	41.2	-15.2	0.0	13.8	0.0	0.0	12.3
855	593936.30	4782630.41	0.10	0	D	3150	41.3	-15.2	0.0	13.7	0.0	0.0	12.4
855	593936.30	4782630.41	0.10	0	D	4000	40.0	-15.2	0.0	12.0	0.0	0.0	12.9
855	593936.30	4782630.41	0.10	0	D	5000	38.5	-15.2	0.0	10.1	0.0	0.0	13.3
855	593936.30	4782630.41	0.10	0	D	6300	36.6	-15.2	0.0	10.1	0.0	0.0	11.4
855	593936.30	4782630.41	0.10	0	D	8000	34.0	-15.2	0.0	10.1	0.0	0.0	8.8
855	593936.30	4782630.41	0.10	0	D	10000	30.6	-15.2	0.0	10.1	0.0	0.0	5.4
855	593936.30	4782630.41	0.10	0	N	50	23.2	-15.2	0.0	-6.0	0.0	0.0	14.0
855	593936.30	4782630.41	0.10	0	N	63	29.0	-15.2	0.0	-5.9	0.0	0.0	19.8
855	593936.30	4782630.41	0.10	0	N	80	32.8	-15.2	0.0	-5.9	0.0	0.0	23.5
855	593936.30	4782630.41	0.10	0	N	100	35.1	-15.2	0.0	-5.8	0.0	0.0	25.8
855	593936.30	4782630.41	0.10	0	N	125	36.8	-15.2	0.0	-5.7	0.0	0.0	27.4
855	593936.30	4782630.41	0.10	0	N	160	38.8	-15.2	0.0	-5.6	0.0	0.0	29.2
855	593936.30	4782630.41	0.10	0	N	200	40.8	-15.2	0.0	-5.3	0.0	0.0	31.0
855	593936.30	4782630.41	0.10	0	N	250	44.0	-15.2	0.0	-4.9	0.0	0.0	33.7
855	593936.30	4782630.41	0.10	0	N	315	43.6	-15.2	0.0	-4.2	0.0	0.0	32.7
855	593936.30	4782630.41	0.10	0	N	400	42.9	-15.2	0.0	-3.1	0.0	0.0	30.8
855	593936.30	4782630.41	0.10	0	N	500	44.8	-15.2	0.0	-1.6	0.0	0.0	31.2
855	593936.30	4782630.41	0.10	0	N	630	45.6	-15.2	0.0	0.7	0.0	0.0	29.7
855	593936.30	4782630.41	0.10	0	N	800	44.4	-15.2	0.0	3.8	0.0	0.0	25.5
855	593936.30	4782630.41	0.10	0	N	1000	44.8	-15.2	0.0	6.5	0.0	0.0	23.2
855	593936.30	4782630.41	0.10	0	N	1250	43.8	-15.2	0.0	8.5	0.0	0.0	20.1
855	593936.30	4782630.41	0.10	0	N	1600	43.2	-15.2	0.0	10.5	0.0	0.0	17.6
855	593936.30	4782630.41	0.10	0	N	2000	42.9	-15.2	0.0	12.3	0.0	0.0	15.4
855	593936.30	4782630.41	0.10	0	N	2500	42.6	-15.2	0.0	13.8	0.0	0.0	13.7
855	593936.30	4782630.41	0.10	0	N	3150	42.8	-15.2	0.0	13.7	0.0	0.0	13.9
855	593936.30	4782630.41	0.10	0	N	4000	41.6	-15.2	0.0	12.0	0.0	0.0	14.4
855	593936.30	4782630.41	0.10	0	N	5000	40.1	-15.2	0.0	10.1	0.0	0.0	14.8
855	593936.30	4782630.41	0.10	0	N	6300	38.2	-15.2	0.0	10.1	0.0	0.0	13.0
855	593936.30	4782630.41	0.10	0	N	8000	35.6	-15.2	0.0	10.1	0.0	0.0	10.4
855	593936.30	4782630.41	0.10	0	N	10000	32.2	-15.2	0.0	10.1	0.0	0.0	6.9
872	593940.24	4782644.64	0.10	0	D	50	21.7	-14.8	0.0	-6.0	0.0	0.0	12.9

Road, TNM, Name: "Ottawa north", ID: "!02!Ottawa_N"													
Nr.	X	Y	Z	Refl.	DEN	Freq.	Lw	Ad	Aair	Agr	Afol	RL	Lr
	(m)	(m)	(m)			(Hz)	dB(A)	(dB)	(dB)	(dB)	(dB)	(dB)	dB(A)
872	593940.24	4782644.64	0.10	0	D	63	27.8	-14.8	0.0	-5.9	0.0	0.0	19.0
872	593940.24	4782644.64	0.10	0	D	80	31.7	-14.8	0.0	-5.9	0.0	0.0	22.8
872	593940.24	4782644.64	0.10	0	D	100	33.9	-14.8	0.0	-5.8	0.0	0.0	24.9
872	593940.24	4782644.64	0.10	0	D	125	35.5	-14.8	0.0	-5.7	0.0	0.0	26.4
872	593940.24	4782644.64	0.10	0	D	160	37.3	-14.8	0.0	-5.6	0.0	0.0	28.0
872	593940.24	4782644.64	0.10	0	D	200	39.2	-14.8	0.0	-5.3	0.0	0.0	29.7
872	593940.24	4782644.64	0.10	0	D	250	42.3	-14.8	0.0	-4.9	0.0	0.0	32.3
872	593940.24	4782644.64	0.10	0	D	315	42.0	-14.8	0.0	-4.2	0.0	0.0	31.4
872	593940.24	4782644.64	0.10	0	D	400	41.6	-14.8	0.0	-3.1	0.0	0.0	29.9
872	593940.24	4782644.64	0.10	0	D	500	43.6	-14.8	0.0	-1.5	0.0	0.0	30.3
872	593940.24	4782644.64	0.10	0	D	630	44.7	-14.8	0.0	0.9	0.0	0.0	29.0
872	593940.24	4782644.64	0.10	0	D	800	43.4	-14.8	0.0	4.1	0.0	0.0	24.5
872	593940.24	4782644.64	0.10	0	D	1000	43.8	-14.8	0.0	6.8	0.0	0.0	22.2
872	593940.24	4782644.64	0.10	0	D	1250	42.7	-14.8	0.0	8.8	0.0	0.0	19.2
872	593940.24	4782644.64	0.10	0	D	1600	42.2	-14.8	0.0	10.8	0.0	0.0	16.6
872	593940.24	4782644.64	0.10	0	D	2000	41.8	-14.8	0.0	12.6	0.0	0.0	14.4
872	593940.24	4782644.64	0.10	0	D	2500	41.2	-14.8	0.0	14.0	0.0	0.0	12.4
872	593940.24	4782644.64	0.10	0	D	3150	41.3	-14.8	0.0	14.0	0.0	0.0	12.5
872	593940.24	4782644.64	0.10	0	D	4000	40.0	-14.8	0.0	12.3	0.0	0.0	12.9
872	593940.24	4782644.64	0.10	0	D	5000	38.5	-14.8	0.0	10.4	0.0	0.0	13.3
872	593940.24	4782644.64	0.10	0	D	6300	36.6	-14.8	0.0	10.4	0.0	0.0	11.4
872	593940.24	4782644.64	0.10	0	D	8000	34.0	-14.8	0.0	10.4	0.0	0.0	8.8
872	593940.24	4782644.64	0.10	0	D	10000	30.6	-14.8	0.0	10.4	0.0	0.0	5.4
872	593940.24	4782644.64	0.10	0	N	50	23.2	-14.8	0.0	-6.0	0.0	0.0	14.4
872	593940.24	4782644.64	0.10	0	N	63	29.0	-14.8	0.0	-5.9	0.0	0.0	20.2
872	593940.24	4782644.64	0.10	0	N	80	32.8	-14.8	0.0	-5.9	0.0	0.0	23.9
872	593940.24	4782644.64	0.10	0	N	100	35.1	-14.8	0.0	-5.8	0.0	0.0	26.2
872	593940.24	4782644.64	0.10	0	N	125	36.8	-14.8	0.0	-5.7	0.0	0.0	27.8
872	593940.24	4782644.64	0.10	0	N	160	38.8	-14.8	0.0	-5.6	0.0	0.0	29.6
872	593940.24	4782644.64	0.10	0	N	200	40.8	-14.8	0.0	-5.3	0.0	0.0	31.3
872	593940.24	4782644.64	0.10	0	N	250	44.0	-14.8	0.0	-4.9	0.0	0.0	34.1
872	593940.24	4782644.64	0.10	0	N	315	43.6	-14.8	0.0	-4.2	0.0	0.0	33.0
872	593940.24	4782644.64	0.10	0	N	400	42.9	-14.8	0.0	-3.1	0.0	0.0	31.1
872	593940.24	4782644.64	0.10	0	N	500	44.8	-14.8	0.0	-1.5	0.0	0.0	31.4
872	593940.24	4782644.64	0.10	0	N	630	45.6	-14.8	0.0	0.9	0.0	0.0	29.9
872	593940.24	4782644.64	0.10	0	N	800	44.4	-14.8	0.0	4.1	0.0	0.0	25.6
872	593940.24	4782644.64	0.10	0	N	1000	44.8	-14.8	0.0	6.8	0.0	0.0	23.2
872	593940.24	4782644.64	0.10	0	N	1250	43.8	-14.8	0.0	8.8	0.0	0.0	20.2
872	593940.24	4782644.64	0.10	0	N	1600	43.2	-14.8	0.0	10.8	0.0	0.0	17.7
872	593940.24	4782644.64	0.10	0	N	2000	42.9	-14.8	0.0	12.6	0.0	0.0	15.5
872	593940.24	4782644.64	0.10	0	N	2500	42.6	-14.8	0.0	14.0	0.0	0.0	13.7
872	593940.24	4782644.64	0.10	0	N	3150	42.8	-14.8	0.0	14.0	0.0	0.0	14.0
872	593940.24	4782644.64	0.10	0	N	4000	41.6	-14.8	0.0	12.3	0.0	0.0	14.5
872	593940.24	4782644.64	0.10	0	N	5000	40.1	-14.8	0.0	10.4	0.0	0.0	14.9
872	593940.24	4782644.64	0.10	0	N	6300	38.2	-14.8	0.0	10.4	0.0	0.0	13.0
872	593940.24	4782644.64	0.10	0	N	8000	35.6	-14.8	0.0	10.4	0.0	0.0	10.4
872	593940.24	4782644.64	0.10	0	N	10000	32.2	-14.8	0.0	10.4	0.0	0.0	7.0
875	593944.49	4782659.99	0.10	0	D	50	21.7	-15.9	0.0	-6.0	0.0	0.0	11.9
875	593944.49	4782659.99	0.10	0	D	63	27.8	-15.9	0.0	-5.9	0.0	0.0	17.9
875	593944.49	4782659.99	0.10	0	D	80	31.7	-15.9	0.0	-5.9	0.0	0.0	21.7
875	593944.49	4782659.99	0.10	0	D	100	33.9	-15.9	0.0	-5.8	0.0	0.0	23.8
875	593944.49	4782659.99	0.10	0	D	125	35.5	-15.9	0.0	-5.7	0.0	0.0	25.3
875	593944.49	4782659.99	0.10	0	D	160	37.3	-15.9	0.0	-5.6	0.0	0.0	26.9
875	593944.49	4782659.99	0.10	0	D	200	39.2	-15.9	0.0	-5.3	0.0	0.0	28.6
875	593944.49	4782659.99	0.10	0	D	250	42.3	-15.9	0.0	-4.8	0.0	0.0	31.2
875	593944.49	4782659.99	0.10	0	D	315	42.0	-15.9	0.0	-4.1	0.0	0.0	30.3
875	593944.49	4782659.99	0.10	0	D	400	41.6	-15.9	0.0	-2.8	0.0	0.0	28.6
875	593944.49	4782659.99	0.10	0	D	500	43.6	-15.9	0.0	-1.1	0.0	0.0	28.8
875	593944.49	4782659.99	0.10	0	D	630	44.7	-15.9	0.0	1.6	0.0	0.0	27.2
875	593944.49	4782659.99	0.10	0	D	800	43.4	-15.9	0.0	5.1	0.0	0.0	22.4
875	593944.49	4782659.99	0.10	0	D	1000	43.8	-15.9	0.0	7.9	0.0	0.0	20.0
875	593944.49	4782659.99	0.10	0	D	1250	42.7	-15.9	0.0	9.8	0.0	0.0	17.1
875	593944.49	4782659.99	0.10	0	D	1600	42.2	-15.9	0.0	11.8	0.0	0.0	14.5

Road, TNM, Name: "Ottawa north", ID: "!02!Ottawa_N"													
Nr.	X	Y	Z	Refl.	DEN	Freq.	Lw	Ad	Aair	Agr	Afol	RL	Lr
	(m)	(m)	(m)			(Hz)	dB(A)	(dB)	(dB)	(dB)	(dB)	(dB)	dB(A)
875	593944.49	4782659.99	0.10	0	D	2000	41.8	-15.9	0.0	13.6	0.0	0.0	12.3
875	593944.49	4782659.99	0.10	0	D	2500	41.2	-15.9	0.0	15.1	0.0	0.0	10.3
875	593944.49	4782659.99	0.10	0	D	3150	41.3	-15.9	0.0	15.1	0.0	0.0	10.3
875	593944.49	4782659.99	0.10	0	D	4000	40.0	-15.9	0.0	13.5	0.0	0.0	10.7
875	593944.49	4782659.99	0.10	0	D	5000	38.5	-15.9	0.0	11.7	0.0	0.0	10.9
875	593944.49	4782659.99	0.10	0	D	6300	36.6	-15.9	0.0	11.7	0.0	0.0	9.0
875	593944.49	4782659.99	0.10	0	D	8000	34.0	-15.9	0.0	11.7	0.0	0.0	6.4
875	593944.49	4782659.99	0.10	0	D	10000	30.6	-15.9	0.0	11.7	0.0	0.0	3.0
875	593944.49	4782659.99	0.10	0	N	50	23.2	-15.9	0.0	-6.0	0.0	0.0	13.3
875	593944.49	4782659.99	0.10	0	N	63	29.0	-15.9	0.0	-5.9	0.0	0.0	19.1
875	593944.49	4782659.99	0.10	0	N	80	32.8	-15.9	0.0	-5.9	0.0	0.0	22.8
875	593944.49	4782659.99	0.10	0	N	100	35.1	-15.9	0.0	-5.8	0.0	0.0	25.1
875	593944.49	4782659.99	0.10	0	N	125	36.8	-15.9	0.0	-5.7	0.0	0.0	26.7
875	593944.49	4782659.99	0.10	0	N	160	38.8	-15.9	0.0	-5.6	0.0	0.0	28.5
875	593944.49	4782659.99	0.10	0	N	200	40.8	-15.9	0.0	-5.3	0.0	0.0	30.2
875	593944.49	4782659.99	0.10	0	N	250	44.0	-15.9	0.0	-4.8	0.0	0.0	33.0
875	593944.49	4782659.99	0.10	0	N	315	43.6	-15.9	0.0	-4.1	0.0	0.0	31.9
875	593944.49	4782659.99	0.10	0	N	400	42.9	-15.9	0.0	-2.8	0.0	0.0	29.9
875	593944.49	4782659.99	0.10	0	N	500	44.8	-15.9	0.0	-1.1	0.0	0.0	30.0
875	593944.49	4782659.99	0.10	0	N	630	45.6	-15.9	0.0	1.6	0.0	0.0	28.1
875	593944.49	4782659.99	0.10	0	N	800	44.4	-15.9	0.0	5.1	0.0	0.0	23.5
875	593944.49	4782659.99	0.10	0	N	1000	44.8	-15.9	0.0	7.9	0.0	0.0	21.0
875	593944.49	4782659.99	0.10	0	N	1250	43.8	-15.9	0.0	9.8	0.0	0.0	18.1
875	593944.49	4782659.99	0.10	0	N	1600	43.2	-15.9	0.0	11.8	0.0	0.0	15.6
875	593944.49	4782659.99	0.10	0	N	2000	42.9	-15.9	0.0	13.6	0.0	0.0	13.4
875	593944.49	4782659.99	0.10	0	N	2500	42.6	-15.9	0.0	15.1	0.0	0.0	11.6
875	593944.49	4782659.99	0.10	0	N	3150	42.8	-15.9	0.0	15.1	0.0	0.0	11.8
875	593944.49	4782659.99	0.10	0	N	4000	41.6	-15.9	0.0	13.5	0.0	0.0	12.2
875	593944.49	4782659.99	0.10	0	N	5000	40.1	-15.9	0.0	11.7	0.0	0.0	12.5
875	593944.49	4782659.99	0.10	0	N	6300	38.2	-15.9	0.0	11.7	0.0	0.0	10.6
875	593944.49	4782659.99	0.10	0	N	8000	35.6	-15.9	0.0	11.7	0.0	0.0	8.0
875	593944.49	4782659.99	0.10	0	N	10000	32.2	-15.9	0.0	11.7	0.0	0.0	4.6
904	593947.64	4782671.40	0.10	0	D	50	21.7	-20.0	0.0	-6.0	0.0	0.0	7.7
904	593947.64	4782671.40	0.10	0	D	63	27.8	-20.0	0.0	-5.9	0.0	0.0	13.7
904	593947.64	4782671.40	0.10	0	D	80	31.7	-20.0	0.0	-5.9	0.0	0.0	17.5
904	593947.64	4782671.40	0.10	0	D	100	33.9	-20.0	0.0	-5.8	0.0	0.0	19.7
904	593947.64	4782671.40	0.10	0	D	125	35.5	-20.0	0.0	-5.7	0.0	0.0	21.1
904	593947.64	4782671.40	0.10	0	D	160	37.3	-20.0	0.0	-5.5	0.0	0.0	22.7
904	593947.64	4782671.40	0.10	0	D	200	39.2	-20.0	0.0	-5.2	0.0	0.0	24.4
904	593947.64	4782671.40	0.10	0	D	250	42.3	-20.0	0.0	-4.7	0.0	0.0	27.0
904	593947.64	4782671.40	0.10	0	D	315	42.0	-20.0	0.0	-3.9	0.0	0.0	25.9
904	593947.64	4782671.40	0.10	0	D	400	41.6	-20.0	0.0	-2.6	0.0	0.0	24.2
904	593947.64	4782671.40	0.10	0	D	500	43.6	-20.0	0.0	-0.6	0.0	0.0	24.2
904	593947.64	4782671.40	0.10	0	D	630	44.7	-20.0	0.0	2.4	0.0	0.0	22.3
904	593947.64	4782671.40	0.10	0	D	800	43.4	-20.0	0.0	6.2	0.0	0.0	17.2
904	593947.64	4782671.40	0.10	0	D	1000	43.8	-20.0	0.0	9.0	0.0	0.0	14.7
904	593947.64	4782671.40	0.10	0	D	1250	42.7	-20.0	0.0	10.9	0.0	0.0	11.8
904	593947.64	4782671.40	0.10	0	D	1600	42.2	-20.0	0.0	12.8	0.0	0.0	9.4
904	593947.64	4782671.40	0.10	0	D	2000	41.8	-20.0	0.0	14.7	0.0	0.0	7.1
904	593947.64	4782671.40	0.10	0	D	2500	41.2	-20.0	0.0	16.1	0.0	0.0	5.1
904	593947.64	4782671.40	0.10	0	D	3150	41.3	-20.0	0.0	16.2	0.0	0.0	5.0
904	593947.64	4782671.40	0.10	0	D	4000	40.0	-20.0	0.0	14.7	0.0	0.0	5.3
904	593947.64	4782671.40	0.10	0	D	5000	38.5	-20.0	0.0	13.1	0.0	0.0	5.4
904	593947.64	4782671.40	0.10	0	D	6300	36.6	-20.0	0.0	13.1	0.0	0.0	3.5
904	593947.64	4782671.40	0.10	0	D	8000	34.0	-20.0	0.0	13.1	0.0	0.0	0.9
904	593947.64	4782671.40	0.10	0	N	50	23.2	-20.0	0.0	-6.0	0.0	0.0	9.2
904	593947.64	4782671.40	0.10	0	N	63	29.0	-20.0	0.0	-5.9	0.0	0.0	14.9
904	593947.64	4782671.40	0.10	0	N	80	32.8	-20.0	0.0	-5.9	0.0	0.0	18.6
904	593947.64	4782671.40	0.10	0	N	100	35.1	-20.0	0.0	-5.8	0.0	0.0	20.9
904	593947.64	4782671.40	0.10	0	N	125	36.8	-20.0	0.0	-5.7	0.0	0.0	22.5
904	593947.64	4782671.40	0.10	0	N	160	38.8	-20.0	0.0	-5.5	0.0	0.0	24.3
904	593947.64	4782671.40	0.10	0	N	200	40.8	-20.0	0.0	-5.2	0.0	0.0	26.0
904	593947.64	4782671.40	0.10	0	N	250	44.0	-20.0	0.0	-4.7	0.0	0.0	28.7

Road, TNM, Name: "Ottawa north", ID: "!02!Ottawa_N"													
Nr.	X	Y	Z	Refl.	DEN	Freq.	Lw	Ad	Aair	Agr	Afol	RL	Lr
	(m)	(m)	(m)			(Hz)	dB(A)	(dB)	(dB)	(dB)	(dB)	(dB)	dB(A)
904	593947.64	4782671.40	0.10	0	N	315	43.6	-20.0	0.0	-3.9	0.0	0.0	27.5
904	593947.64	4782671.40	0.10	0	N	400	42.9	-20.0	0.0	-2.6	0.0	0.0	25.4
904	593947.64	4782671.40	0.10	0	N	500	44.8	-20.0	0.0	-0.6	0.0	0.0	25.4
904	593947.64	4782671.40	0.10	0	N	630	45.6	-20.0	0.0	2.4	0.0	0.0	23.2
904	593947.64	4782671.40	0.10	0	N	800	44.4	-20.0	0.0	6.2	0.0	0.0	18.3
904	593947.64	4782671.40	0.10	0	N	1000	44.8	-20.0	0.0	9.0	0.0	0.0	15.7
904	593947.64	4782671.40	0.10	0	N	1250	43.8	-20.0	0.0	10.9	0.0	0.0	12.9
904	593947.64	4782671.40	0.10	0	N	1600	43.2	-20.0	0.0	12.8	0.0	0.0	10.4
904	593947.64	4782671.40	0.10	0	N	2000	42.9	-20.0	0.0	14.7	0.0	0.0	8.2
904	593947.64	4782671.40	0.10	0	N	2500	42.6	-20.0	0.0	16.1	0.0	0.0	6.4
904	593947.64	4782671.40	0.10	0	N	3150	42.8	-20.0	0.0	16.2	0.0	0.0	6.5
904	593947.64	4782671.40	0.10	0	N	4000	41.6	-20.0	0.0	14.7	0.0	0.0	6.8
904	593947.64	4782671.40	0.10	0	N	5000	40.1	-20.0	0.0	13.1	0.0	0.0	7.0
904	593947.64	4782671.40	0.10	0	N	6300	38.2	-20.0	0.0	13.1	0.0	0.0	5.1
904	593947.64	4782671.40	0.10	0	N	8000	35.6	-20.0	0.0	13.1	0.0	0.0	2.5
919	593952.47	4782688.84	0.10	0	D	50	21.7	-16.0	0.0	-6.0	0.0	0.0	11.7
919	593952.47	4782688.84	0.10	0	D	63	27.8	-16.0	0.0	-5.9	0.0	0.0	17.8
919	593952.47	4782688.84	0.10	0	D	80	31.7	-16.0	0.0	-5.9	0.0	0.0	21.5
919	593952.47	4782688.84	0.10	0	D	100	33.9	-16.0	0.0	-5.8	0.0	0.0	23.7
919	593952.47	4782688.84	0.10	0	D	125	35.5	-16.0	0.0	-5.7	0.0	0.0	25.1
919	593952.47	4782688.84	0.10	0	D	160	37.3	-16.0	0.0	-5.5	0.0	0.0	26.7
919	593952.47	4782688.84	0.10	0	D	200	39.2	-16.0	0.0	-5.2	0.0	0.0	28.4
919	593952.47	4782688.84	0.10	0	D	250	42.3	-16.0	0.0	-4.6	0.0	0.0	30.9
919	593952.47	4782688.84	0.10	0	D	315	42.0	-16.0	0.0	-3.7	0.0	0.0	29.7
919	593952.47	4782688.84	0.10	0	D	400	41.6	-16.0	0.0	-2.1	0.0	0.0	27.8
919	593952.47	4782688.84	0.10	0	D	500	43.6	-16.0	0.0	0.2	0.0	0.0	27.4
919	593952.47	4782688.84	0.10	0	D	630	44.7	-16.0	0.0	3.7	0.0	0.0	25.0
919	593952.47	4782688.84	0.10	0	D	800	43.4	-16.0	0.0	8.0	0.0	0.0	19.3
919	593952.47	4782688.84	0.10	0	D	1000	43.8	-16.0	0.0	10.9	0.0	0.0	16.9
919	593952.47	4782688.84	0.10	0	D	1250	42.7	-16.0	0.0	12.5	0.0	0.0	14.2
919	593952.47	4782688.84	0.10	0	D	1600	42.2	-16.0	0.0	14.4	0.0	0.0	11.7
919	593952.47	4782688.84	0.10	0	D	2000	41.8	-16.0	0.0	16.3	0.0	0.0	9.4
919	593952.47	4782688.84	0.10	0	D	2500	41.2	-16.0	0.0	17.9	0.0	0.0	7.4
919	593952.47	4782688.84	0.10	0	D	3150	41.3	-16.0	0.0	18.0	0.0	0.0	7.2
919	593952.47	4782688.84	0.10	0	D	4000	40.0	-16.0	0.0	16.7	0.0	0.0	7.3
919	593952.47	4782688.84	0.10	0	D	5000	38.5	-16.0	0.0	15.3	0.0	0.0	7.2
919	593952.47	4782688.84	0.10	0	D	6300	36.6	-16.0	0.0	15.3	0.0	0.0	5.3
919	593952.47	4782688.84	0.10	0	D	8000	34.0	-16.0	0.0	15.3	0.0	0.0	2.7
919	593952.47	4782688.84	0.10	0	N	50	23.2	-16.0	0.0	-6.0	0.0	0.0	13.2
919	593952.47	4782688.84	0.10	0	N	63	29.0	-16.0	0.0	-5.9	0.0	0.0	19.0
919	593952.47	4782688.84	0.10	0	N	80	32.8	-16.0	0.0	-5.9	0.0	0.0	22.7
919	593952.47	4782688.84	0.10	0	N	100	35.1	-16.0	0.0	-5.8	0.0	0.0	24.9
919	593952.47	4782688.84	0.10	0	N	125	36.8	-16.0	0.0	-5.7	0.0	0.0	26.5
919	593952.47	4782688.84	0.10	0	N	160	38.8	-16.0	0.0	-5.5	0.0	0.0	28.3
919	593952.47	4782688.84	0.10	0	N	200	40.8	-16.0	0.0	-5.2	0.0	0.0	30.0
919	593952.47	4782688.84	0.10	0	N	250	44.0	-16.0	0.0	-4.6	0.0	0.0	32.6
919	593952.47	4782688.84	0.10	0	N	315	43.6	-16.0	0.0	-3.7	0.0	0.0	31.3
919	593952.47	4782688.84	0.10	0	N	400	42.9	-16.0	0.0	-2.1	0.0	0.0	29.0
919	593952.47	4782688.84	0.10	0	N	500	44.8	-16.0	0.0	0.2	0.0	0.0	28.6
919	593952.47	4782688.84	0.10	0	N	630	45.6	-16.0	0.0	3.7	0.0	0.0	25.9
919	593952.47	4782688.84	0.10	0	N	800	44.4	-16.0	0.0	8.0	0.0	0.0	20.4
919	593952.47	4782688.84	0.10	0	N	1000	44.8	-16.0	0.0	10.9	0.0	0.0	17.9
919	593952.47	4782688.84	0.10	0	N	1250	43.8	-16.0	0.0	12.5	0.0	0.0	15.3
919	593952.47	4782688.84	0.10	0	N	1600	43.2	-16.0	0.0	14.4	0.0	0.0	12.8
919	593952.47	4782688.84	0.10	0	N	2000	42.9	-16.0	0.0	16.3	0.0	0.0	10.6
919	593952.47	4782688.84	0.10	0	N	2500	42.6	-16.0	0.0	17.9	0.0	0.0	8.7
919	593952.47	4782688.84	0.10	0	N	3150	42.8	-16.0	0.0	18.0	0.0	0.0	8.7
919	593952.47	4782688.84	0.10	0	N	4000	41.6	-16.0	0.0	16.7	0.0	0.0	8.9
919	593952.47	4782688.84	0.10	0	N	5000	40.1	-16.0	0.0	15.3	0.0	0.0	8.8
919	593952.47	4782688.84	0.10	0	N	6300	38.2	-16.0	0.0	15.3	0.0	0.0	6.9
919	593952.47	4782688.84	0.10	0	N	8000	35.6	-16.0	0.0	15.3	0.0	0.0	4.4
919	593952.47	4782688.84	0.10	0	N	10000	32.2	-16.0	0.0	15.3	0.0	0.0	0.9
921	593961.19	4782720.36	0.10	0	D	50	21.7	-17.6	0.0	-6.0	0.0	0.0	10.2

Road, TNM, Name: "Ottawa north", ID: "!02!Ottawa_N"													
Nr.	X	Y	Z	Refl.	DEN	Freq.	Lw	Ad	Aair	Agr	Afol	RL	Lr
	(m)	(m)	(m)			(Hz)	dB(A)	(dB)	(dB)	(dB)	(dB)	(dB)	dB(A)
921	593961.19	4782720.36	0.10	0	D	63	27.8	-17.6	0.0	-5.9	0.0	0.0	16.2
921	593961.19	4782720.36	0.10	0	D	80	31.7	-17.6	0.0	-5.9	0.0	0.0	20.0
921	593961.19	4782720.36	0.10	0	D	100	33.9	-17.6	0.0	-5.8	0.0	0.0	22.1
921	593961.19	4782720.36	0.10	0	D	125	35.5	-17.6	0.0	-5.7	0.0	0.0	23.5
921	593961.19	4782720.36	0.10	0	D	160	37.3	-17.6	0.0	-5.4	0.0	0.0	25.1
921	593961.19	4782720.36	0.10	0	D	200	39.2	-17.6	0.0	-5.0	0.0	0.0	26.7
921	593961.19	4782720.36	0.10	0	D	250	42.3	-17.6	0.0	-4.4	0.0	0.0	29.1
921	593961.19	4782720.36	0.10	0	D	315	42.0	-17.6	0.0	-3.2	0.0	0.0	27.7
921	593961.19	4782720.36	0.10	0	D	400	41.6	-17.6	0.0	-1.2	0.0	0.0	25.3
921	593961.19	4782720.36	0.10	0	D	500	43.6	-17.6	0.0	1.8	0.0	0.0	24.2
921	593961.19	4782720.36	0.10	0	D	630	44.7	-17.6	0.0	6.4	0.0	0.0	20.7
921	593961.19	4782720.36	0.10	0	D	800	43.4	-17.6	0.0	11.5	0.0	0.0	14.3
921	593961.19	4782720.36	0.10	0	D	1000	43.8	-17.6	0.0	13.8	0.0	0.0	12.4
921	593961.19	4782720.36	0.10	0	D	1250	42.7	-17.6	0.0	15.3	0.0	0.0	9.9
921	593961.19	4782720.36	0.10	0	D	1600	42.2	-17.6	0.0	17.2	0.0	0.0	7.4
921	593961.19	4782720.36	0.10	0	D	2000	41.8	-17.6	0.0	19.2	0.0	0.0	5.0
921	593961.19	4782720.36	0.10	0	D	2500	41.2	-17.6	0.0	20.8	0.0	0.0	2.9
921	593961.19	4782720.36	0.10	0	D	3150	41.3	-17.6	0.0	21.2	0.0	0.0	2.5
921	593961.19	4782720.36	0.10	0	D	4000	40.0	-17.6	0.0	20.2	0.0	0.0	2.3
921	593961.19	4782720.36	0.10	0	D	5000	38.5	-17.6	0.0	19.2	0.0	0.0	1.7
921	593961.19	4782720.36	0.10	0	N	50	23.2	-17.6	0.0	-6.0	0.0	0.0	11.6
921	593961.19	4782720.36	0.10	0	N	63	29.0	-17.6	0.0	-5.9	0.0	0.0	17.4
921	593961.19	4782720.36	0.10	0	N	80	32.8	-17.6	0.0	-5.9	0.0	0.0	21.1
921	593961.19	4782720.36	0.10	0	N	100	35.1	-17.6	0.0	-5.8	0.0	0.0	23.3
921	593961.19	4782720.36	0.10	0	N	125	36.8	-17.6	0.0	-5.7	0.0	0.0	24.9
921	593961.19	4782720.36	0.10	0	N	160	38.8	-17.6	0.0	-5.4	0.0	0.0	26.6
921	593961.19	4782720.36	0.10	0	N	200	40.8	-17.6	0.0	-5.0	0.0	0.0	28.3
921	593961.19	4782720.36	0.10	0	N	250	44.0	-17.6	0.0	-4.4	0.0	0.0	30.8
921	593961.19	4782720.36	0.10	0	N	315	43.6	-17.6	0.0	-3.2	0.0	0.0	29.3
921	593961.19	4782720.36	0.10	0	N	400	42.9	-17.6	0.0	-1.2	0.0	0.0	26.5
921	593961.19	4782720.36	0.10	0	N	500	44.8	-17.6	0.0	1.8	0.0	0.0	25.4
921	593961.19	4782720.36	0.10	0	N	630	45.6	-17.6	0.0	6.4	0.0	0.0	21.6
921	593961.19	4782720.36	0.10	0	N	800	44.4	-17.6	0.0	11.5	0.0	0.0	15.4
921	593961.19	4782720.36	0.10	0	N	1000	44.8	-17.6	0.0	13.8	0.0	0.0	13.4
921	593961.19	4782720.36	0.10	0	N	1250	43.8	-17.6	0.0	15.3	0.0	0.0	10.9
921	593961.19	4782720.36	0.10	0	N	1600	43.2	-17.6	0.0	17.2	0.0	0.0	8.4
921	593961.19	4782720.36	0.10	0	N	2000	42.9	-17.6	0.0	19.2	0.0	0.0	6.2
921	593961.19	4782720.36	0.10	0	N	2500	42.6	-17.6	0.0	20.8	0.0	0.0	4.2
921	593961.19	4782720.36	0.10	0	N	3150	42.8	-17.6	0.0	21.2	0.0	0.0	4.0
921	593961.19	4782720.36	0.10	0	N	4000	41.6	-17.6	0.0	20.2	0.0	0.0	3.8
921	593961.19	4782720.36	0.10	0	N	5000	40.1	-17.6	0.0	19.2	0.0	0.0	3.3
921	593961.19	4782720.36	0.10	0	N	6300	38.2	-17.6	0.0	19.2	0.0	0.0	1.4
939	593967.89	4782744.58	0.10	0	D	50	21.7	-23.9	0.0	-6.0	0.0	0.0	3.9
939	593967.89	4782744.58	0.10	0	D	63	27.8	-23.9	0.0	-5.9	0.0	0.0	9.9
939	593967.89	4782744.58	0.10	0	D	80	31.7	-23.9	0.0	-5.9	0.0	0.0	13.6
939	593967.89	4782744.58	0.10	0	D	100	33.9	-23.9	0.0	-5.8	0.0	0.0	15.8
939	593967.89	4782744.58	0.10	0	D	125	35.5	-23.9	0.0	-5.6	0.0	0.0	17.2
939	593967.89	4782744.58	0.10	0	D	160	37.3	-23.9	0.0	-5.4	0.0	0.0	18.7
939	593967.89	4782744.58	0.10	0	D	200	39.2	-23.9	0.0	-4.9	0.0	0.0	20.2
939	593967.89	4782744.58	0.10	0	D	250	42.3	-23.9	0.0	-4.2	0.0	0.0	22.6
939	593967.89	4782744.58	0.10	0	D	315	42.0	-23.9	0.0	-2.8	0.0	0.0	21.0
939	593967.89	4782744.58	0.10	0	D	400	41.6	-23.9	0.0	-0.5	0.0	0.0	18.2
939	593967.89	4782744.58	0.10	0	D	500	43.6	-23.9	0.0	3.1	0.0	0.0	16.6
939	593967.89	4782744.58	0.10	0	D	630	44.7	-23.9	0.0	8.6	0.0	0.0	12.2
939	593967.89	4782744.58	0.10	0	D	800	43.4	-23.9	0.0	13.8	0.0	0.0	5.7
939	593967.89	4782744.58	0.10	0	D	1000	43.8	-23.9	0.0	15.7	0.0	0.0	4.2
939	593967.89	4782744.58	0.10	0	D	1250	42.7	-23.9	0.0	17.1	0.0	0.0	1.7
939	593967.89	4782744.58	0.10	0	N	50	23.2	-23.9	0.0	-6.0	0.0	0.0	5.3
939	593967.89	4782744.58	0.10	0	N	63	29.0	-23.9	0.0	-5.9	0.0	0.0	11.1
939	593967.89	4782744.58	0.10	0	N	80	32.8	-23.9	0.0	-5.9	0.0	0.0	14.8
939	593967.89	4782744.58	0.10	0	N	100	35.1	-23.9	0.0	-5.8	0.0	0.0	17.0
939	593967.89	4782744.58	0.10	0	N	125	36.8	-23.9	0.0	-5.6	0.0	0.0	18.6
939	593967.89	4782744.58	0.10	0	N	160	38.8	-23.9	0.0	-5.4	0.0	0.0	20.3

Road, TNM, Name: "Ottawa north", ID: "!02!Ottawa_N"													
Nr.	X	Y	Z	Refl.	DEN	Freq.	Lw	Ad	Aair	Agr	Afol	RL	Lr
	(m)	(m)	(m)			(Hz)	dB(A)	(dB)	(dB)	(dB)	(dB)	(dB)	dB(A)
939	593967.89	4782744.58	0.10	0	N	200	40.8	-23.9	0.0	-4.9	0.0	0.0	21.9
939	593967.89	4782744.58	0.10	0	N	250	44.0	-23.9	0.0	-4.2	0.0	0.0	24.3
939	593967.89	4782744.58	0.10	0	N	315	43.6	-23.9	0.0	-2.8	0.0	0.0	22.6
939	593967.89	4782744.58	0.10	0	N	400	42.9	-23.9	0.0	-0.5	0.0	0.0	19.5
939	593967.89	4782744.58	0.10	0	N	500	44.8	-23.9	0.0	3.1	0.0	0.0	17.8
939	593967.89	4782744.58	0.10	0	N	630	45.6	-23.9	0.0	8.6	0.0	0.0	13.1
939	593967.89	4782744.58	0.10	0	N	800	44.4	-23.9	0.0	13.8	0.0	0.0	6.8
939	593967.89	4782744.58	0.10	0	N	1000	44.8	-23.9	0.0	15.7	0.0	0.0	5.2
939	593967.89	4782744.58	0.10	0	N	1250	43.8	-23.9	0.0	17.1	0.0	0.0	2.8
939	593967.89	4782744.58	0.10	0	N	1600	43.2	-23.9	0.0	19.1	0.0	0.0	0.3
955	593977.97	4782781.01	0.10	0	D	50	21.7	-19.2	0.0	-6.0	0.0	0.0	8.5
955	593977.97	4782781.01	0.10	0	D	63	27.8	-19.2	0.0	-5.9	0.0	0.0	14.6
955	593977.97	4782781.01	0.10	0	D	80	31.7	-19.2	0.0	-5.8	0.0	0.0	18.3
955	593977.97	4782781.01	0.10	0	D	100	33.9	-19.2	0.0	-5.7	0.0	0.0	20.4
955	593977.97	4782781.01	0.10	0	D	125	35.5	-19.2	0.0	-5.6	0.0	0.0	21.8
955	593977.97	4782781.01	0.10	0	D	160	37.3	-19.2	0.0	-5.3	0.0	0.0	23.3
955	593977.97	4782781.01	0.10	0	D	200	39.2	-19.2	0.0	-4.8	0.0	0.0	24.8
955	593977.97	4782781.01	0.10	0	D	250	42.3	-19.2	0.0	-3.8	0.0	0.0	26.9
955	593977.97	4782781.01	0.10	0	D	315	42.0	-19.2	0.0	-2.2	0.0	0.0	25.1
955	593977.97	4782781.01	0.10	0	D	400	41.6	-19.2	0.0	0.7	0.0	0.0	21.8
955	593977.97	4782781.01	0.10	0	D	500	43.6	-19.2	0.0	5.1	0.0	0.0	19.3
955	593977.97	4782781.01	0.10	0	D	630	44.7	-19.2	0.0	11.7	0.0	0.0	13.8
955	593977.97	4782781.01	0.10	0	D	800	43.4	-19.2	0.0	16.5	0.0	0.0	7.6
955	593977.97	4782781.01	0.10	0	D	1000	43.8	-19.2	0.0	18.0	0.0	0.0	6.6
955	593977.97	4782781.01	0.10	0	D	1250	42.7	-19.2	0.0	19.4	0.0	0.0	4.1
955	593977.97	4782781.01	0.10	0	D	1600	42.2	-19.2	0.0	21.4	0.0	0.0	1.6
955	593977.97	4782781.01	0.10	0	N	50	23.2	-19.2	0.0	-6.0	0.0	0.0	10.0
955	593977.97	4782781.01	0.10	0	N	63	29.0	-19.2	0.0	-5.9	0.0	0.0	15.8
955	593977.97	4782781.01	0.10	0	N	80	32.8	-19.2	0.0	-5.8	0.0	0.0	19.4
955	593977.97	4782781.01	0.10	0	N	100	35.1	-19.2	0.0	-5.7	0.0	0.0	21.7
955	593977.97	4782781.01	0.10	0	N	125	36.8	-19.2	0.0	-5.6	0.0	0.0	23.2
955	593977.97	4782781.01	0.10	0	N	160	38.8	-19.2	0.0	-5.3	0.0	0.0	24.8
955	593977.97	4782781.01	0.10	0	N	200	40.8	-19.2	0.0	-4.8	0.0	0.0	26.4
955	593977.97	4782781.01	0.10	0	N	250	44.0	-19.2	0.0	-3.8	0.0	0.0	28.6
955	593977.97	4782781.01	0.10	0	N	315	43.6	-19.2	0.0	-2.2	0.0	0.0	26.7
955	593977.97	4782781.01	0.10	0	N	400	42.9	-19.2	0.0	0.7	0.0	0.0	23.0
955	593977.97	4782781.01	0.10	0	N	500	44.8	-19.2	0.0	5.1	0.0	0.0	20.5
955	593977.97	4782781.01	0.10	0	N	630	45.6	-19.2	0.0	11.7	0.0	0.0	14.7
955	593977.97	4782781.01	0.10	0	N	800	44.4	-19.2	0.0	16.5	0.0	0.0	8.7
955	593977.97	4782781.01	0.10	0	N	1000	44.8	-19.2	0.0	18.0	0.0	0.0	7.6
955	593977.97	4782781.01	0.10	0	N	1250	43.8	-19.2	0.0	19.4	0.0	0.0	5.2
955	593977.97	4782781.01	0.10	0	N	1600	43.2	-19.2	0.0	21.4	0.0	0.0	2.6
955	593977.97	4782781.01	0.10	0	N	2000	42.9	-19.2	0.0	23.5	0.0	0.0	0.2
959	593995.53	4782844.46	0.10	0	D	50	21.7	-21.7	0.0	-6.0	0.0	0.0	6.1
959	593995.53	4782844.46	0.10	0	D	63	27.8	-21.7	0.0	-5.9	0.0	0.0	12.1
959	593995.53	4782844.46	0.10	0	D	80	31.7	-21.7	0.0	-5.8	0.0	0.0	15.8
959	593995.53	4782844.46	0.10	0	D	100	33.9	-21.7	0.0	-5.7	0.0	0.0	17.9
959	593995.53	4782844.46	0.10	0	D	125	35.5	-21.7	0.0	-5.5	0.0	0.0	19.3
959	593995.53	4782844.46	0.10	0	D	160	37.3	-21.7	0.0	-5.1	0.0	0.0	20.7
959	593995.53	4782844.46	0.10	0	D	200	39.2	-21.7	0.0	-4.5	0.0	0.0	22.0
959	593995.53	4782844.46	0.10	0	D	250	42.3	-21.7	0.0	-3.3	0.0	0.0	23.8
959	593995.53	4782844.46	0.10	0	D	315	42.0	-21.7	0.0	-1.1	0.0	0.0	21.5
959	593995.53	4782844.46	0.10	0	D	400	41.6	-21.7	0.0	2.7	0.0	0.0	17.3
959	593995.53	4782844.46	0.10	0	D	500	43.6	-21.7	0.0	8.6	0.0	0.0	13.4
959	593995.53	4782844.46	0.10	0	D	630	44.7	-21.7	0.0	16.3	0.0	0.0	6.7
959	593995.53	4782844.46	0.10	0	D	800	43.4	-21.7	0.0	19.9	0.0	0.0	1.8
959	593995.53	4782844.46	0.10	0	D	1000	43.8	-21.7	0.0	21.2	0.0	0.0	0.9
959	593995.53	4782844.46	0.10	0	N	50	23.2	-21.7	0.0	-6.0	0.0	0.0	7.5
959	593995.53	4782844.46	0.10	0	N	63	29.0	-21.7	0.0	-5.9	0.0	0.0	13.3
959	593995.53	4782844.46	0.10	0	N	80	32.8	-21.7	0.0	-5.8	0.0	0.0	16.9
959	593995.53	4782844.46	0.10	0	N	100	35.1	-21.7	0.0	-5.7	0.0	0.0	19.1
959	593995.53	4782844.46	0.10	0	N	125	36.8	-21.7	0.0	-5.5	0.0	0.0	20.6
959	593995.53	4782844.46	0.10	0	N	160	38.8	-21.7	0.0	-5.1	0.0	0.0	22.2

Road, TNM, Name: "Ottawa north", ID: "!02!Ottawa_N"													
Nr.	X	Y	Z	Refl.	DEN	Freq.	Lw	Ad	Aair	Agr	Afol	RL	Lr
	(m)	(m)	(m)			(Hz)	dB(A)	(dB)	(dB)	(dB)	(dB)	(dB)	dB(A)
959	593995.53	4782844.46	0.10	0	N	200	40.8	-21.7	0.0	-4.5	0.0	0.0	23.6
959	593995.53	4782844.46	0.10	0	N	250	44.0	-21.7	0.0	-3.3	0.0	0.0	25.6
959	593995.53	4782844.46	0.10	0	N	315	43.6	-21.7	0.0	-1.1	0.0	0.0	23.1
959	593995.53	4782844.46	0.10	0	N	400	42.9	-21.7	0.0	2.7	0.0	0.0	18.5
959	593995.53	4782844.46	0.10	0	N	500	44.8	-21.7	0.0	8.6	0.0	0.0	14.5
959	593995.53	4782844.46	0.10	0	N	630	45.6	-21.7	0.0	16.3	0.0	0.0	7.7
959	593995.53	4782844.46	0.10	0	N	800	44.4	-21.7	0.0	19.9	0.0	0.0	2.8
959	593995.53	4782844.46	0.10	0	N	1000	44.8	-21.7	0.0	21.2	0.0	0.0	1.9
976	594014.03	4782911.32	0.10	0	D	50	21.7	-24.0	0.0	-6.0	0.0	0.0	3.7
976	594014.03	4782911.32	0.10	0	D	63	27.8	-24.0	0.0	-5.9	0.0	0.0	9.7
976	594014.03	4782911.32	0.10	0	D	80	31.7	-24.0	0.0	-5.8	0.0	0.0	13.4
976	594014.03	4782911.32	0.10	0	D	100	33.9	-24.0	0.0	-5.6	0.0	0.0	15.5
976	594014.03	4782911.32	0.10	0	D	125	35.5	-24.0	0.0	-5.4	0.0	0.0	16.8
976	594014.03	4782911.32	0.10	0	D	160	37.3	-24.0	0.0	-4.9	0.0	0.0	18.2
976	594014.03	4782911.32	0.10	0	D	200	39.2	-24.0	0.0	-4.2	0.0	0.0	19.3
976	594014.03	4782911.32	0.10	0	D	250	42.3	-24.0	0.0	-2.6	0.0	0.0	20.9
976	594014.03	4782911.32	0.10	0	D	315	42.0	-24.0	0.0	0.0	0.0	0.0	18.0
976	594014.03	4782911.32	0.10	0	D	400	41.6	-24.0	0.0	4.8	0.0	0.0	12.8
976	594014.03	4782911.32	0.10	0	D	500	43.6	-24.0	0.0	12.0	0.0	0.0	7.6
976	594014.03	4782911.32	0.10	0	D	630	44.7	-24.0	0.0	19.8	0.0	0.0	0.9
976	594014.03	4782911.32	0.10	0	N	50	23.2	-24.0	0.0	-6.0	0.0	0.0	5.2
976	594014.03	4782911.32	0.10	0	N	63	29.0	-24.0	0.0	-5.9	0.0	0.0	10.9
976	594014.03	4782911.32	0.10	0	N	80	32.8	-24.0	0.0	-5.8	0.0	0.0	14.5
976	594014.03	4782911.32	0.10	0	N	100	35.1	-24.0	0.0	-5.6	0.0	0.0	16.7
976	594014.03	4782911.32	0.10	0	N	125	36.8	-24.0	0.0	-5.4	0.0	0.0	18.2
976	594014.03	4782911.32	0.10	0	N	160	38.8	-24.0	0.0	-4.9	0.0	0.0	19.7
976	594014.03	4782911.32	0.10	0	N	200	40.8	-24.0	0.0	-4.2	0.0	0.0	21.0
976	594014.03	4782911.32	0.10	0	N	250	44.0	-24.0	0.0	-2.6	0.0	0.0	22.6
976	594014.03	4782911.32	0.10	0	N	315	43.6	-24.0	0.0	0.0	0.0	0.0	19.6
976	594014.03	4782911.32	0.10	0	N	400	42.9	-24.0	0.0	4.8	0.0	0.0	14.0
976	594014.03	4782911.32	0.10	0	N	500	44.8	-24.0	0.0	12.0	0.0	0.0	8.8
976	594014.03	4782911.32	0.10	0	N	630	45.6	-24.0	0.0	19.8	0.0	0.0	1.8

Road, TNM, Name: "Ottawa south", ID: "!02!Ottawa_s"													
Nr.	X	Y	Z	Refl.	DEN	Freq.	Lw	Ad	Aair	Agr	Afol	RL	Lr
	(m)	(m)	(m)			(Hz)	dB(A)	(dB)	(dB)	(dB)	(dB)	(dB)	dB(A)
1014	593921.23	4782588.01	0.10	0	D	50	17.6	-15.1	0.0	-6.0	0.0	0.0	8.4
1014	593921.23	4782588.01	0.10	0	D	63	23.7	-15.1	0.0	-5.9	0.0	0.0	14.5
1014	593921.23	4782588.01	0.10	0	D	80	27.5	-15.1	0.0	-5.9	0.0	0.0	18.3
1014	593921.23	4782588.01	0.10	0	D	100	29.7	-15.1	0.0	-5.8	0.0	0.0	20.4
1014	593921.23	4782588.01	0.10	0	D	125	31.3	-15.1	0.0	-5.7	0.0	0.0	21.9
1014	593921.23	4782588.01	0.10	0	D	160	33.1	-15.1	0.0	-5.5	0.0	0.0	23.5
1014	593921.23	4782588.01	0.10	0	D	200	35.0	-15.1	0.0	-5.2	0.0	0.0	25.1
1014	593921.23	4782588.01	0.10	0	D	250	38.1	-15.1	0.0	-4.7	0.0	0.0	27.7
1014	593921.23	4782588.01	0.10	0	D	315	37.9	-15.1	0.0	-3.9	0.0	0.0	26.7
1014	593921.23	4782588.01	0.10	0	D	400	37.5	-15.1	0.0	-2.5	0.0	0.0	24.9
1014	593921.23	4782588.01	0.10	0	D	500	39.4	-15.1	0.0	-0.5	0.0	0.0	24.8
1014	593921.23	4782588.01	0.10	0	D	630	40.5	-15.1	0.0	2.6	0.0	0.0	22.8
1014	593921.23	4782588.01	0.10	0	D	800	39.2	-15.1	0.0	6.5	0.0	0.0	17.6
1014	593921.23	4782588.01	0.10	0	D	1000	39.6	-15.1	0.0	9.3	0.0	0.0	15.2
1014	593921.23	4782588.01	0.10	0	D	1250	38.6	-15.1	0.0	11.2	0.0	0.0	12.3
1014	593921.23	4782588.01	0.10	0	D	1600	38.0	-15.1	0.0	13.1	0.0	0.0	9.8
1014	593921.23	4782588.01	0.10	0	D	2000	37.6	-15.1	0.0	14.9	0.0	0.0	7.5
1014	593921.23	4782588.01	0.10	0	D	2500	37.1	-15.1	0.0	16.4	0.0	0.0	5.5
1014	593921.23	4782588.01	0.10	0	D	3150	37.1	-15.1	0.0	16.5	0.0	0.0	5.5
1014	593921.23	4782588.01	0.10	0	D	4000	35.9	-15.1	0.0	15.0	0.0	0.0	5.7
1014	593921.23	4782588.01	0.10	0	D	5000	34.3	-15.1	0.0	13.4	0.0	0.0	5.8
1014	593921.23	4782588.01	0.10	0	D	6300	32.4	-15.1	0.0	13.4	0.0	0.0	3.9
1014	593921.23	4782588.01	0.10	0	D	8000	29.9	-15.1	0.0	13.4	0.0	0.0	1.3
1014	593921.23	4782588.01	0.10	0	N	50	19.0	-15.1	0.0	-6.0	0.0	0.0	9.9
1014	593921.23	4782588.01	0.10	0	N	63	24.9	-15.1	0.0	-5.9	0.0	0.0	15.7
1014	593921.23	4782588.01	0.10	0	N	80	28.6	-15.1	0.0	-5.9	0.0	0.0	19.4
1014	593921.23	4782588.01	0.10	0	N	100	30.9	-15.1	0.0	-5.8	0.0	0.0	21.6

Road, TNM, Name: "Ottawa south", ID: "!02!Ottawa_s"													
Nr.	X	Y	Z	Refl.	DEN	Freq.	Lw	Ad	Aair	Agr	Afol	RL	Lr
	(m)	(m)	(m)			(Hz)	dB(A)	(dB)	(dB)	(dB)	(dB)	(dB)	dB(A)
1014	593921.23	4782588.01	0.10	0	N	125	32.6	-15.1	0.0	-5.7	0.0	0.0	23.2
1014	593921.23	4782588.01	0.10	0	N	160	34.6	-15.1	0.0	-5.5	0.0	0.0	25.0
1014	593921.23	4782588.01	0.10	0	N	200	36.6	-15.1	0.0	-5.2	0.0	0.0	26.7
1014	593921.23	4782588.01	0.10	0	N	250	39.8	-15.1	0.0	-4.7	0.0	0.0	29.4
1014	593921.23	4782588.01	0.10	0	N	315	39.5	-15.1	0.0	-3.9	0.0	0.0	28.3
1014	593921.23	4782588.01	0.10	0	N	400	38.7	-15.1	0.0	-2.5	0.0	0.0	26.1
1014	593921.23	4782588.01	0.10	0	N	500	40.6	-15.1	0.0	-0.5	0.0	0.0	26.0
1014	593921.23	4782588.01	0.10	0	N	630	41.4	-15.1	0.0	2.6	0.0	0.0	23.7
1014	593921.23	4782588.01	0.10	0	N	800	40.3	-15.1	0.0	6.5	0.0	0.0	18.7
1014	593921.23	4782588.01	0.10	0	N	1000	40.6	-15.1	0.0	9.3	0.0	0.0	16.2
1014	593921.23	4782588.01	0.10	0	N	1250	39.6	-15.1	0.0	11.2	0.0	0.0	13.4
1014	593921.23	4782588.01	0.10	0	N	1600	39.0	-15.1	0.0	13.1	0.0	0.0	10.8
1014	593921.23	4782588.01	0.10	0	N	2000	38.7	-15.1	0.0	14.9	0.0	0.0	8.7
1014	593921.23	4782588.01	0.10	0	N	2500	38.4	-15.1	0.0	16.4	0.0	0.0	6.9
1014	593921.23	4782588.01	0.10	0	N	3150	38.6	-15.1	0.0	16.5	0.0	0.0	7.0
1014	593921.23	4782588.01	0.10	0	N	4000	37.4	-15.1	0.0	15.0	0.0	0.0	7.3
1014	593921.23	4782588.01	0.10	0	N	5000	35.9	-15.1	0.0	13.4	0.0	0.0	7.4
1014	593921.23	4782588.01	0.10	0	N	6300	34.0	-15.1	0.0	13.4	0.0	0.0	5.5
1014	593921.23	4782588.01	0.10	0	N	8000	31.5	-15.1	0.0	13.4	0.0	0.0	2.9
1120	593914.13	4782563.68	0.10	0	D	50	17.6	-17.5	0.0	-6.0	0.0	0.0	6.0
1120	593914.13	4782563.68	0.10	0	D	63	23.7	-17.5	0.0	-5.9	0.0	0.0	12.1
1120	593914.13	4782563.68	0.10	0	D	80	27.5	-17.5	0.0	-5.9	0.0	0.0	15.9
1120	593914.13	4782563.68	0.10	0	D	100	29.7	-17.5	0.0	-5.8	0.0	0.0	18.0
1120	593914.13	4782563.68	0.10	0	D	125	31.3	-17.5	0.0	-5.7	0.0	0.0	19.5
1120	593914.13	4782563.68	0.10	0	D	160	33.1	-17.5	0.0	-5.5	0.0	0.0	21.0
1120	593914.13	4782563.68	0.10	0	D	200	35.0	-17.5	0.0	-5.1	0.0	0.0	22.6
1120	593914.13	4782563.68	0.10	0	D	250	38.1	-17.5	0.0	-4.5	0.0	0.0	25.1
1120	593914.13	4782563.68	0.10	0	D	315	37.9	-17.5	0.0	-3.5	0.0	0.0	23.9
1120	593914.13	4782563.68	0.10	0	D	400	37.5	-17.5	0.0	-1.8	0.0	0.0	21.8
1120	593914.13	4782563.68	0.10	0	D	500	39.4	-17.5	0.0	0.7	0.0	0.0	21.2
1120	593914.13	4782563.68	0.10	0	D	630	40.5	-17.5	0.0	4.6	0.0	0.0	18.4
1120	593914.13	4782563.68	0.10	0	D	800	39.2	-17.5	0.0	9.3	0.0	0.0	12.4
1120	593914.13	4782563.68	0.10	0	D	1000	39.6	-17.5	0.0	11.9	0.0	0.0	10.2
1120	593914.13	4782563.68	0.10	0	D	1250	38.6	-17.5	0.0	13.5	0.0	0.0	7.5
1120	593914.13	4782563.68	0.10	0	D	1600	38.0	-17.5	0.0	15.4	0.0	0.0	5.1
1120	593914.13	4782563.68	0.10	0	D	2000	37.6	-17.5	0.0	17.3	0.0	0.0	2.7
1120	593914.13	4782563.68	0.10	0	D	2500	37.1	-17.5	0.0	18.9	0.0	0.0	0.7
1120	593914.13	4782563.68	0.10	0	D	3150	37.1	-17.5	0.0	19.1	0.0	0.0	0.5
1120	593914.13	4782563.68	0.10	0	D	4000	35.9	-17.5	0.0	17.9	0.0	0.0	0.5
1120	593914.13	4782563.68	0.10	0	D	5000	34.3	-17.5	0.0	16.7	0.0	0.0	0.2
1120	593914.13	4782563.68	0.10	0	N	50	19.0	-17.5	0.0	-6.0	0.0	0.0	7.5
1120	593914.13	4782563.68	0.10	0	N	63	24.9	-17.5	0.0	-5.9	0.0	0.0	13.3
1120	593914.13	4782563.68	0.10	0	N	80	28.6	-17.5	0.0	-5.9	0.0	0.0	17.0
1120	593914.13	4782563.68	0.10	0	N	100	30.9	-17.5	0.0	-5.8	0.0	0.0	19.2
1120	593914.13	4782563.68	0.10	0	N	125	32.6	-17.5	0.0	-5.7	0.0	0.0	20.8
1120	593914.13	4782563.68	0.10	0	N	160	34.6	-17.5	0.0	-5.5	0.0	0.0	22.6
1120	593914.13	4782563.68	0.10	0	N	200	36.6	-17.5	0.0	-5.1	0.0	0.0	24.3
1120	593914.13	4782563.68	0.10	0	N	250	39.8	-17.5	0.0	-4.5	0.0	0.0	26.8
1120	593914.13	4782563.68	0.10	0	N	315	39.5	-17.5	0.0	-3.5	0.0	0.0	25.5
1120	593914.13	4782563.68	0.10	0	N	400	38.7	-17.5	0.0	-1.8	0.0	0.0	23.0
1120	593914.13	4782563.68	0.10	0	N	500	40.6	-17.5	0.0	0.7	0.0	0.0	22.4
1120	593914.13	4782563.68	0.10	0	N	630	41.4	-17.5	0.0	4.6	0.0	0.0	19.3
1120	593914.13	4782563.68	0.10	0	N	800	40.3	-17.5	0.0	9.3	0.0	0.0	13.5
1120	593914.13	4782563.68	0.10	0	N	1000	40.6	-17.5	0.0	11.9	0.0	0.0	11.2
1120	593914.13	4782563.68	0.10	0	N	1250	39.6	-17.5	0.0	13.5	0.0	0.0	8.6
1120	593914.13	4782563.68	0.10	0	N	1600	39.0	-17.5	0.0	15.4	0.0	0.0	6.1
1120	593914.13	4782563.68	0.10	0	N	2000	38.7	-17.5	0.0	17.3	0.0	0.0	3.9
1120	593914.13	4782563.68	0.10	0	N	2500	38.4	-17.5	0.0	18.9	0.0	0.0	2.0
1120	593914.13	4782563.68	0.10	0	N	3150	38.6	-17.5	0.0	19.1	0.0	0.0	1.9
1120	593914.13	4782563.68	0.10	0	N	4000	37.4	-17.5	0.0	17.9	0.0	0.0	2.0
1120	593914.13	4782563.68	0.10	0	N	5000	35.9	-17.5	0.0	16.7	0.0	0.0	1.7
1135	593903.48	4782527.19	0.10	0	D	50	17.6	-17.4	0.0	-6.0	0.0	0.0	6.2
1135	593903.48	4782527.19	0.10	0	D	63	23.7	-17.4	0.0	-5.9	0.0	0.0	12.3

Road, TNM, Name: "Ottawa south", ID: "!02!Ottawa_s"													
Nr.	X	Y	Z	Refl.	DEN	Freq.	Lw	Ad	Aair	Agr	Afol	RL	Lr
	(m)	(m)	(m)			(Hz)	dB(A)	(dB)	(dB)	(dB)	(dB)	(dB)	dB(A)
1135	593903.48	4782527.19	0.10	0	D	80	27.5	-17.4	0.0	-5.9	0.0	0.0	16.0
1135	593903.48	4782527.19	0.10	0	D	100	29.7	-17.4	0.0	-5.8	0.0	0.0	18.1
1135	593903.48	4782527.19	0.10	0	D	125	31.3	-17.4	0.0	-5.6	0.0	0.0	19.6
1135	593903.48	4782527.19	0.10	0	D	160	33.1	-17.4	0.0	-5.4	0.0	0.0	21.1
1135	593903.48	4782527.19	0.10	0	D	200	35.0	-17.4	0.0	-5.0	0.0	0.0	22.6
1135	593903.48	4782527.19	0.10	0	D	250	38.1	-17.4	0.0	-4.2	0.0	0.0	25.0
1135	593903.48	4782527.19	0.10	0	D	315	37.9	-17.4	0.0	-3.0	0.0	0.0	23.5
1135	593903.48	4782527.19	0.10	0	D	400	37.5	-17.4	0.0	-0.7	0.0	0.0	20.8
1135	593903.48	4782527.19	0.10	0	D	500	39.4	-17.4	0.0	2.7	0.0	0.0	19.4
1135	593903.48	4782527.19	0.10	0	D	630	40.5	-17.4	0.0	7.9	0.0	0.0	15.2
1135	593903.48	4782527.19	0.10	0	D	800	39.2	-17.4	0.0	13.1	0.0	0.0	8.7
1135	593903.48	4782527.19	0.10	0	D	1000	39.6	-17.4	0.0	15.1	0.0	0.0	7.1
1135	593903.48	4782527.19	0.10	0	D	1250	38.6	-17.4	0.0	16.6	0.0	0.0	4.6
1135	593903.48	4782527.19	0.10	0	D	1600	38.0	-17.4	0.0	18.5	0.0	0.0	2.2
1135	593903.48	4782527.19	0.10	0	N	50	19.0	-17.4	0.0	-6.0	0.0	0.0	7.7
1135	593903.48	4782527.19	0.10	0	N	63	24.9	-17.4	0.0	-5.9	0.0	0.0	13.4
1135	593903.48	4782527.19	0.10	0	N	80	28.6	-17.4	0.0	-5.9	0.0	0.0	17.1
1135	593903.48	4782527.19	0.10	0	N	100	30.9	-17.4	0.0	-5.8	0.0	0.0	19.3
1135	593903.48	4782527.19	0.10	0	N	125	32.6	-17.4	0.0	-5.6	0.0	0.0	20.9
1135	593903.48	4782527.19	0.10	0	N	160	34.6	-17.4	0.0	-5.4	0.0	0.0	22.6
1135	593903.48	4782527.19	0.10	0	N	200	36.6	-17.4	0.0	-5.0	0.0	0.0	24.2
1135	593903.48	4782527.19	0.10	0	N	250	39.8	-17.4	0.0	-4.2	0.0	0.0	26.7
1135	593903.48	4782527.19	0.10	0	N	315	39.5	-17.4	0.0	-3.0	0.0	0.0	25.1
1135	593903.48	4782527.19	0.10	0	N	400	38.7	-17.4	0.0	-0.7	0.0	0.0	22.1
1135	593903.48	4782527.19	0.10	0	N	500	40.6	-17.4	0.0	2.7	0.0	0.0	20.5
1135	593903.48	4782527.19	0.10	0	N	630	41.4	-17.4	0.0	7.9	0.0	0.0	16.2
1135	593903.48	4782527.19	0.10	0	N	800	40.3	-17.4	0.0	13.1	0.0	0.0	9.8
1135	593903.48	4782527.19	0.10	0	N	1000	40.6	-17.4	0.0	15.1	0.0	0.0	8.1
1135	593903.48	4782527.19	0.10	0	N	1250	39.6	-17.4	0.0	16.6	0.0	0.0	5.7
1135	593903.48	4782527.19	0.10	0	N	1600	39.0	-17.4	0.0	18.5	0.0	0.0	3.2
1135	593903.48	4782527.19	0.10	0	N	2000	38.7	-17.4	0.0	20.5	0.0	0.0	0.9
1150	593892.58	4782489.85	0.10	0	D	50	17.6	-22.6	0.0	-6.0	0.0	0.0	1.0
1150	593892.58	4782489.85	0.10	0	D	63	23.7	-22.6	0.0	-5.9	0.0	0.0	7.0
1150	593892.58	4782489.85	0.10	0	D	80	27.5	-22.6	0.0	-5.8	0.0	0.0	10.8
1150	593892.58	4782489.85	0.10	0	D	100	29.7	-22.6	0.0	-5.7	0.0	0.0	12.9
1150	593892.58	4782489.85	0.10	0	D	125	31.3	-22.6	0.0	-5.6	0.0	0.0	14.3
1150	593892.58	4782489.85	0.10	0	D	160	33.1	-22.6	0.0	-5.3	0.0	0.0	15.8
1150	593892.58	4782489.85	0.10	0	D	200	35.0	-22.6	0.0	-4.8	0.0	0.0	17.2
1150	593892.58	4782489.85	0.10	0	D	250	38.1	-22.6	0.0	-3.9	0.0	0.0	19.4
1150	593892.58	4782489.85	0.10	0	D	315	37.9	-22.6	0.0	-2.3	0.0	0.0	17.6
1150	593892.58	4782489.85	0.10	0	D	400	37.5	-22.6	0.0	0.5	0.0	0.0	14.4
1150	593892.58	4782489.85	0.10	0	D	500	39.4	-22.6	0.0	4.8	0.0	0.0	12.1
1150	593892.58	4782489.85	0.10	0	D	630	40.5	-22.6	0.0	11.2	0.0	0.0	6.8
1150	593892.58	4782489.85	0.10	0	D	800	39.2	-22.6	0.0	16.1	0.0	0.0	0.5
1150	593892.58	4782489.85	0.10	0	N	50	19.0	-22.6	0.0	-6.0	0.0	0.0	2.5
1150	593892.58	4782489.85	0.10	0	N	63	24.9	-22.6	0.0	-5.9	0.0	0.0	8.2
1150	593892.58	4782489.85	0.10	0	N	80	28.6	-22.6	0.0	-5.8	0.0	0.0	11.9
1150	593892.58	4782489.85	0.10	0	N	100	30.9	-22.6	0.0	-5.7	0.0	0.0	14.1
1150	593892.58	4782489.85	0.10	0	N	125	32.6	-22.6	0.0	-5.6	0.0	0.0	15.7
1150	593892.58	4782489.85	0.10	0	N	160	34.6	-22.6	0.0	-5.3	0.0	0.0	17.3
1150	593892.58	4782489.85	0.10	0	N	200	36.6	-22.6	0.0	-4.8	0.0	0.0	18.8
1150	593892.58	4782489.85	0.10	0	N	250	39.8	-22.6	0.0	-3.9	0.0	0.0	21.1
1150	593892.58	4782489.85	0.10	0	N	315	39.5	-22.6	0.0	-2.3	0.0	0.0	19.2
1150	593892.58	4782489.85	0.10	0	N	400	38.7	-22.6	0.0	0.5	0.0	0.0	15.7
1150	593892.58	4782489.85	0.10	0	N	500	40.6	-22.6	0.0	4.8	0.0	0.0	13.3
1150	593892.58	4782489.85	0.10	0	N	630	41.4	-22.6	0.0	11.2	0.0	0.0	7.7
1150	593892.58	4782489.85	0.10	0	N	800	40.3	-22.6	0.0	16.1	0.0	0.0	1.6
1150	593892.58	4782489.85	0.10	0	N	1000	40.6	-22.6	0.0	17.7	0.0	0.0	0.4
1165	593918.67	4782589.96	0.10	0	D	50	17.6	-15.1	0.0	-6.0	0.0	0.0	8.4
1165	593918.67	4782589.96	0.10	0	D	63	23.7	-15.1	0.0	-5.9	0.0	0.0	14.5
1165	593918.67	4782589.96	0.10	0	D	80	27.5	-15.1	0.0	-5.9	0.0	0.0	18.3
1165	593918.67	4782589.96	0.10	0	D	100	29.7	-15.1	0.0	-5.8	0.0	0.0	20.4
1165	593918.67	4782589.96	0.10	0	D	125	31.3	-15.1	0.0	-5.7	0.0	0.0	21.9

Road, TNM, Name: "Ottawa south", ID: "!02!Ottawa_s"													
Nr.	X	Y	Z	Refl.	DEN	Freq.	Lw	Ad	Aair	Agr	Afol	RL	Lr
	(m)	(m)	(m)			(Hz)	dB(A)	(dB)	(dB)	(dB)	(dB)	(dB)	dB(A)
1165	593918.67	4782589.96	0.10	0	D	160	33.1	-15.1	0.0	-5.5	0.0	0.0	23.5
1165	593918.67	4782589.96	0.10	0	D	200	35.0	-15.1	0.0	-5.2	0.0	0.0	25.1
1165	593918.67	4782589.96	0.10	0	D	250	38.1	-15.1	0.0	-4.8	0.0	0.0	27.7
1165	593918.67	4782589.96	0.10	0	D	315	37.9	-15.1	0.0	-4.0	0.0	0.0	26.7
1165	593918.67	4782589.96	0.10	0	D	400	37.5	-15.1	0.0	-2.6	0.0	0.0	24.9
1165	593918.67	4782589.96	0.10	0	D	500	39.4	-15.1	0.0	-0.7	0.0	0.0	25.0
1165	593918.67	4782589.96	0.10	0	D	630	40.5	-15.1	0.0	2.3	0.0	0.0	23.1
1165	593918.67	4782589.96	0.10	0	D	800	39.2	-15.1	0.0	6.0	0.0	0.0	18.1
1165	593918.67	4782589.96	0.10	0	D	1000	39.6	-15.1	0.0	8.9	0.0	0.0	15.6
1165	593918.67	4782589.96	0.10	0	D	1250	38.6	-15.1	0.0	10.8	0.0	0.0	12.7
1165	593918.67	4782589.96	0.10	0	D	1600	38.0	-15.1	0.0	12.7	0.0	0.0	10.2
1165	593918.67	4782589.96	0.10	0	D	2000	37.6	-15.1	0.0	14.5	0.0	0.0	7.9
1165	593918.67	4782589.96	0.10	0	D	2500	37.1	-15.1	0.0	16.0	0.0	0.0	5.9
1165	593918.67	4782589.96	0.10	0	D	3150	37.1	-15.1	0.0	16.1	0.0	0.0	5.9
1165	593918.67	4782589.96	0.10	0	D	4000	35.9	-15.1	0.0	14.5	0.0	0.0	6.2
1165	593918.67	4782589.96	0.10	0	D	5000	34.3	-15.1	0.0	12.9	0.0	0.0	6.3
1165	593918.67	4782589.96	0.10	0	D	6300	32.4	-15.1	0.0	12.9	0.0	0.0	4.4
1165	593918.67	4782589.96	0.10	0	D	8000	29.9	-15.1	0.0	12.9	0.0	0.0	1.8
1165	593918.67	4782589.96	0.10	0	N	50	19.0	-15.1	0.0	-6.0	0.0	0.0	9.9
1165	593918.67	4782589.96	0.10	0	N	63	24.9	-15.1	0.0	-5.9	0.0	0.0	15.7
1165	593918.67	4782589.96	0.10	0	N	80	28.6	-15.1	0.0	-5.9	0.0	0.0	19.4
1165	593918.67	4782589.96	0.10	0	N	100	30.9	-15.1	0.0	-5.8	0.0	0.0	21.6
1165	593918.67	4782589.96	0.10	0	N	125	32.6	-15.1	0.0	-5.7	0.0	0.0	23.2
1165	593918.67	4782589.96	0.10	0	N	160	34.6	-15.1	0.0	-5.5	0.0	0.0	25.0
1165	593918.67	4782589.96	0.10	0	N	200	36.6	-15.1	0.0	-5.2	0.0	0.0	26.8
1165	593918.67	4782589.96	0.10	0	N	250	39.8	-15.1	0.0	-4.8	0.0	0.0	29.4
1165	593918.67	4782589.96	0.10	0	N	315	39.5	-15.1	0.0	-4.0	0.0	0.0	28.3
1165	593918.67	4782589.96	0.10	0	N	400	38.7	-15.1	0.0	-2.6	0.0	0.0	26.2
1165	593918.67	4782589.96	0.10	0	N	500	40.6	-15.1	0.0	-0.7	0.0	0.0	26.1
1165	593918.67	4782589.96	0.10	0	N	630	41.4	-15.1	0.0	2.3	0.0	0.0	24.0
1165	593918.67	4782589.96	0.10	0	N	800	40.3	-15.1	0.0	6.0	0.0	0.0	19.1
1165	593918.67	4782589.96	0.10	0	N	1000	40.6	-15.1	0.0	8.9	0.0	0.0	16.6
1165	593918.67	4782589.96	0.10	0	N	1250	39.6	-15.1	0.0	10.8	0.0	0.0	13.7
1165	593918.67	4782589.96	0.10	0	N	1600	39.0	-15.1	0.0	12.7	0.0	0.0	11.2
1165	593918.67	4782589.96	0.10	0	N	2000	38.7	-15.1	0.0	14.5	0.0	0.0	9.0
1165	593918.67	4782589.96	0.10	0	N	2500	38.4	-15.1	0.0	16.0	0.0	0.0	7.2
1165	593918.67	4782589.96	0.10	0	N	3150	38.6	-15.1	0.0	16.1	0.0	0.0	7.4
1165	593918.67	4782589.96	0.10	0	N	4000	37.4	-15.1	0.0	14.5	0.0	0.0	7.7
1165	593918.67	4782589.96	0.10	0	N	5000	35.9	-15.1	0.0	12.9	0.0	0.0	7.9
1165	593918.67	4782589.96	0.10	0	N	6300	34.0	-15.1	0.0	12.9	0.0	0.0	6.0
1165	593918.67	4782589.96	0.10	0	N	8000	31.5	-15.1	0.0	12.9	0.0	0.0	3.4
1180	593912.22	4782567.85	0.10	0	D	50	17.6	-17.5	0.0	-6.0	0.0	0.0	6.1
1180	593912.22	4782567.85	0.10	0	D	63	23.7	-17.5	0.0	-5.9	0.0	0.0	12.2
1180	593912.22	4782567.85	0.10	0	D	80	27.5	-17.5	0.0	-5.9	0.0	0.0	15.9
1180	593912.22	4782567.85	0.10	0	D	100	29.7	-17.5	0.0	-5.8	0.0	0.0	18.1
1180	593912.22	4782567.85	0.10	0	D	125	31.3	-17.5	0.0	-5.7	0.0	0.0	19.5
1180	593912.22	4782567.85	0.10	0	D	160	33.1	-17.5	0.0	-5.5	0.0	0.0	21.1
1180	593912.22	4782567.85	0.10	0	D	200	35.0	-17.5	0.0	-5.2	0.0	0.0	22.7
1180	593912.22	4782567.85	0.10	0	D	250	38.1	-17.5	0.0	-4.6	0.0	0.0	25.2
1180	593912.22	4782567.85	0.10	0	D	315	37.9	-17.5	0.0	-3.6	0.0	0.0	24.1
1180	593912.22	4782567.85	0.10	0	D	400	37.5	-17.5	0.0	-2.0	0.0	0.0	22.0
1180	593912.22	4782567.85	0.10	0	D	500	39.4	-17.5	0.0	0.4	0.0	0.0	21.5
1180	593912.22	4782567.85	0.10	0	D	630	40.5	-17.5	0.0	4.2	0.0	0.0	18.9
1180	593912.22	4782567.85	0.10	0	D	800	39.2	-17.5	0.0	8.7	0.0	0.0	13.1
1180	593912.22	4782567.85	0.10	0	D	1000	39.6	-17.5	0.0	11.4	0.0	0.0	10.8
1180	593912.22	4782567.85	0.10	0	D	1250	38.6	-17.5	0.0	13.1	0.0	0.0	8.1
1180	593912.22	4782567.85	0.10	0	D	1600	38.0	-17.5	0.0	15.0	0.0	0.0	5.6
1180	593912.22	4782567.85	0.10	0	D	2000	37.6	-17.5	0.0	16.9	0.0	0.0	3.3
1180	593912.22	4782567.85	0.10	0	D	2500	37.1	-17.5	0.0	18.4	0.0	0.0	1.2
1180	593912.22	4782567.85	0.10	0	D	3150	37.1	-17.5	0.0	18.6	0.0	0.0	1.1
1180	593912.22	4782567.85	0.10	0	D	4000	35.9	-17.5	0.0	17.3	0.0	0.0	1.1
1180	593912.22	4782567.85	0.10	0	D	5000	34.3	-17.5	0.0	16.0	0.0	0.0	0.9
1180	593912.22	4782567.85	0.10	0	N	50	19.0	-17.5	0.0	-6.0	0.0	0.0	7.6

Road, TNM, Name: "Ottawa south", ID: "!02!Ottawa_s"													
Nr.	X	Y	Z	Refl.	DEN	Freq.	Lw	Ad	Aair	Agr	Afol	RL	Lr
	(m)	(m)	(m)			(Hz)	dB(A)	(dB)	(dB)	(dB)	(dB)	(dB)	dB(A)
1180	593912.22	4782567.85	0.10	0	N	63	24.9	-17.5	0.0	-5.9	0.0	0.0	13.3
1180	593912.22	4782567.85	0.10	0	N	80	28.6	-17.5	0.0	-5.9	0.0	0.0	17.0
1180	593912.22	4782567.85	0.10	0	N	100	30.9	-17.5	0.0	-5.8	0.0	0.0	19.3
1180	593912.22	4782567.85	0.10	0	N	125	32.6	-17.5	0.0	-5.7	0.0	0.0	20.9
1180	593912.22	4782567.85	0.10	0	N	160	34.6	-17.5	0.0	-5.5	0.0	0.0	22.6
1180	593912.22	4782567.85	0.10	0	N	200	36.6	-17.5	0.0	-5.2	0.0	0.0	24.3
1180	593912.22	4782567.85	0.10	0	N	250	39.8	-17.5	0.0	-4.6	0.0	0.0	27.0
1180	593912.22	4782567.85	0.10	0	N	315	39.5	-17.5	0.0	-3.6	0.0	0.0	25.6
1180	593912.22	4782567.85	0.10	0	N	400	38.7	-17.5	0.0	-2.0	0.0	0.0	23.2
1180	593912.22	4782567.85	0.10	0	N	500	40.6	-17.5	0.0	0.4	0.0	0.0	22.7
1180	593912.22	4782567.85	0.10	0	N	630	41.4	-17.5	0.0	4.2	0.0	0.0	19.8
1180	593912.22	4782567.85	0.10	0	N	800	40.3	-17.5	0.0	8.7	0.0	0.0	14.2
1180	593912.22	4782567.85	0.10	0	N	1000	40.6	-17.5	0.0	11.4	0.0	0.0	11.8
1180	593912.22	4782567.85	0.10	0	N	1250	39.6	-17.5	0.0	13.1	0.0	0.0	9.1
1180	593912.22	4782567.85	0.10	0	N	1600	39.0	-17.5	0.0	15.0	0.0	0.0	6.6
1180	593912.22	4782567.85	0.10	0	N	2000	38.7	-17.5	0.0	16.9	0.0	0.0	4.4
1180	593912.22	4782567.85	0.10	0	N	2500	38.4	-17.5	0.0	18.4	0.0	0.0	2.5
1180	593912.22	4782567.85	0.10	0	N	3150	38.6	-17.5	0.0	18.6	0.0	0.0	2.5
1180	593912.22	4782567.85	0.10	0	N	4000	37.4	-17.5	0.0	17.3	0.0	0.0	2.6
1180	593912.22	4782567.85	0.10	0	N	5000	35.9	-17.5	0.0	16.0	0.0	0.0	2.5
1180	593912.22	4782567.85	0.10	0	N	6300	34.0	-17.5	0.0	16.0	0.0	0.0	0.6
1195	593902.54	4782534.68	0.10	0	D	50	17.6	-17.2	0.0	-6.0	0.0	0.0	6.4
1195	593902.54	4782534.68	0.10	0	D	63	23.7	-17.2	0.0	-5.9	0.0	0.0	12.4
1195	593902.54	4782534.68	0.10	0	D	80	27.5	-17.2	0.0	-5.9	0.0	0.0	16.1
1195	593902.54	4782534.68	0.10	0	D	100	29.7	-17.2	0.0	-5.8	0.0	0.0	18.3
1195	593902.54	4782534.68	0.10	0	D	125	31.3	-17.2	0.0	-5.6	0.0	0.0	19.7
1195	593902.54	4782534.68	0.10	0	D	160	33.1	-17.2	0.0	-5.4	0.0	0.0	21.3
1195	593902.54	4782534.68	0.10	0	D	200	35.0	-17.2	0.0	-5.0	0.0	0.0	22.8
1195	593902.54	4782534.68	0.10	0	D	250	38.1	-17.2	0.0	-4.3	0.0	0.0	25.2
1195	593902.54	4782534.68	0.10	0	D	315	37.9	-17.2	0.0	-3.1	0.0	0.0	23.8
1195	593902.54	4782534.68	0.10	0	D	400	37.5	-17.2	0.0	-1.0	0.0	0.0	21.2
1195	593902.54	4782534.68	0.10	0	D	500	39.4	-17.2	0.0	2.3	0.0	0.0	20.0
1195	593902.54	4782534.68	0.10	0	D	630	40.5	-17.2	0.0	7.2	0.0	0.0	16.1
1195	593902.54	4782534.68	0.10	0	D	800	39.2	-17.2	0.0	12.3	0.0	0.0	9.6
1195	593902.54	4782534.68	0.10	0	D	1000	39.6	-17.2	0.0	14.5	0.0	0.0	7.9
1195	593902.54	4782534.68	0.10	0	D	1250	38.6	-17.2	0.0	16.0	0.0	0.0	5.4
1195	593902.54	4782534.68	0.10	0	D	1600	38.0	-17.2	0.0	17.9	0.0	0.0	2.9
1195	593902.54	4782534.68	0.10	0	D	2000	37.6	-17.2	0.0	19.9	0.0	0.0	0.5
1195	593902.54	4782534.68	0.10	0	N	50	19.0	-17.2	0.0	-6.0	0.0	0.0	7.8
1195	593902.54	4782534.68	0.10	0	N	63	24.9	-17.2	0.0	-5.9	0.0	0.0	13.6
1195	593902.54	4782534.68	0.10	0	N	80	28.6	-17.2	0.0	-5.9	0.0	0.0	17.3
1195	593902.54	4782534.68	0.10	0	N	100	30.9	-17.2	0.0	-5.8	0.0	0.0	19.5
1195	593902.54	4782534.68	0.10	0	N	125	32.6	-17.2	0.0	-5.6	0.0	0.0	21.1
1195	593902.54	4782534.68	0.10	0	N	160	34.6	-17.2	0.0	-5.4	0.0	0.0	22.8
1195	593902.54	4782534.68	0.10	0	N	200	36.6	-17.2	0.0	-5.0	0.0	0.0	24.4
1195	593902.54	4782534.68	0.10	0	N	250	39.8	-17.2	0.0	-4.3	0.0	0.0	26.9
1195	593902.54	4782534.68	0.10	0	N	315	39.5	-17.2	0.0	-3.1	0.0	0.0	25.3
1195	593902.54	4782534.68	0.10	0	N	400	38.7	-17.2	0.0	-1.0	0.0	0.0	22.5
1195	593902.54	4782534.68	0.10	0	N	500	40.6	-17.2	0.0	2.3	0.0	0.0	21.1
1195	593902.54	4782534.68	0.10	0	N	630	41.4	-17.2	0.0	7.2	0.0	0.0	17.0
1195	593902.54	4782534.68	0.10	0	N	800	40.3	-17.2	0.0	12.3	0.0	0.0	10.7
1195	593902.54	4782534.68	0.10	0	N	1000	40.6	-17.2	0.0	14.5	0.0	0.0	8.9
1195	593902.54	4782534.68	0.10	0	N	1250	39.6	-17.2	0.0	16.0	0.0	0.0	6.4
1195	593902.54	4782534.68	0.10	0	N	1600	39.0	-17.2	0.0	17.9	0.0	0.0	3.9
1195	593902.54	4782534.68	0.10	0	N	2000	38.7	-17.2	0.0	19.9	0.0	0.0	1.6
1210	593891.00	4782495.13	0.10	0	D	50	17.6	-21.0	0.0	-6.0	0.0	0.0	2.6
1210	593891.00	4782495.13	0.10	0	D	63	23.7	-21.0	0.0	-5.9	0.0	0.0	8.6
1210	593891.00	4782495.13	0.10	0	D	80	27.5	-21.0	0.0	-5.8	0.0	0.0	12.4
1210	593891.00	4782495.13	0.10	0	D	100	29.7	-21.0	0.0	-5.7	0.0	0.0	14.5
1210	593891.00	4782495.13	0.10	0	D	125	31.3	-21.0	0.0	-5.6	0.0	0.0	15.9
1210	593891.00	4782495.13	0.10	0	D	160	33.1	-21.0	0.0	-5.3	0.0	0.0	17.4
1210	593891.00	4782495.13	0.10	0	D	200	35.0	-21.0	0.0	-4.8	0.0	0.0	18.9
1210	593891.00	4782495.13	0.10	0	D	250	38.1	-21.0	0.0	-4.0	0.0	0.0	21.1

Road, TNM, Name: "Ottawa south", ID: "!02!Ottawa_s"													
Nr.	X	Y	Z	Refl.	DEN	Freq.	Lw	Ad	Aair	Agr	Afol	RL	Lr
	(m)	(m)	(m)			(Hz)	dB(A)	(dB)	(dB)	(dB)	(dB)	(dB)	dB(A)
1210	593891.00	4782495.13	0.10	0	D	315	37.9	-21.0	0.0	-2.4	0.0	0.0	19.3
1210	593891.00	4782495.13	0.10	0	D	400	37.5	-21.0	0.0	0.3	0.0	0.0	16.2
1210	593891.00	4782495.13	0.10	0	D	500	39.4	-21.0	0.0	4.5	0.0	0.0	14.0
1210	593891.00	4782495.13	0.10	0	D	630	40.5	-21.0	0.0	10.7	0.0	0.0	8.8
1210	593891.00	4782495.13	0.10	0	D	800	39.2	-21.0	0.0	15.7	0.0	0.0	2.5
1210	593891.00	4782495.13	0.10	0	D	1000	39.6	-21.0	0.0	17.3	0.0	0.0	1.3
1210	593891.00	4782495.13	0.10	0	N	50	19.0	-21.0	0.0	-6.0	0.0	0.0	4.1
1210	593891.00	4782495.13	0.10	0	N	63	24.9	-21.0	0.0	-5.9	0.0	0.0	9.8
1210	593891.00	4782495.13	0.10	0	N	80	28.6	-21.0	0.0	-5.8	0.0	0.0	13.5
1210	593891.00	4782495.13	0.10	0	N	100	30.9	-21.0	0.0	-5.7	0.0	0.0	15.7
1210	593891.00	4782495.13	0.10	0	N	125	32.6	-21.0	0.0	-5.6	0.0	0.0	17.3
1210	593891.00	4782495.13	0.10	0	N	160	34.6	-21.0	0.0	-5.3	0.0	0.0	18.9
1210	593891.00	4782495.13	0.10	0	N	200	36.6	-21.0	0.0	-4.8	0.0	0.0	20.5
1210	593891.00	4782495.13	0.10	0	N	250	39.8	-21.0	0.0	-4.0	0.0	0.0	22.8
1210	593891.00	4782495.13	0.10	0	N	315	39.5	-21.0	0.0	-2.4	0.0	0.0	20.9
1210	593891.00	4782495.13	0.10	0	N	400	38.7	-21.0	0.0	0.3	0.0	0.0	17.4
1210	593891.00	4782495.13	0.10	0	N	500	40.6	-21.0	0.0	4.5	0.0	0.0	15.2
1210	593891.00	4782495.13	0.10	0	N	630	41.4	-21.0	0.0	10.7	0.0	0.0	9.7
1210	593891.00	4782495.13	0.10	0	N	800	40.3	-21.0	0.0	15.7	0.0	0.0	3.6
1210	593891.00	4782495.13	0.10	0	N	1000	40.6	-21.0	0.0	17.3	0.0	0.0	2.3

Road, TNM, Name: "Rymal5 westbound", ID: "!02!Rymal5_WB"													
Nr.	X	Y	Z	Refl.	DEN	Freq.	Lw	Ad	Aair	Agr	Afol	RL	Lr
	(m)	(m)	(m)			(Hz)	dB(A)	(dB)	(dB)	(dB)	(dB)	(dB)	dB(A)
1225	593515.75	4782738.33	0.10	0	D	50	20.7	-22.9	0.0	-6.0	0.0	0.0	3.8
1225	593515.75	4782738.33	0.10	0	D	63	28.3	-22.9	0.0	-5.8	0.0	0.0	11.2
1225	593515.75	4782738.33	0.10	0	D	80	32.6	-22.9	0.0	-5.7	0.0	0.0	15.4
1225	593515.75	4782738.33	0.10	0	D	100	34.8	-22.9	0.0	-5.6	0.0	0.0	17.4
1225	593515.75	4782738.33	0.10	0	D	125	36.2	-22.9	0.0	-5.3	0.0	0.0	18.5
1225	593515.75	4782738.33	0.10	0	D	160	37.7	-22.9	0.0	-4.7	0.0	0.0	19.5
1225	593515.75	4782738.33	0.10	0	D	200	39.6	-22.9	0.0	-3.8	0.0	0.0	20.5
1225	593515.75	4782738.33	0.10	0	D	250	42.6	-22.9	0.0	-1.7	0.0	0.0	21.4
1225	593515.75	4782738.33	0.10	0	D	315	43.3	-22.9	0.0	1.7	0.0	0.0	18.7
1225	593515.75	4782738.33	0.10	0	D	400	44.1	-22.9	0.0	7.7	0.0	0.0	13.4
1225	593515.75	4782738.33	0.10	0	D	500	46.6	-22.9	0.0	16.2	0.0	0.0	7.5
1225	593515.75	4782738.33	0.10	0	D	630	48.3	-22.9	0.0	23.0	0.0	0.0	2.4
1225	593515.75	4782738.33	0.10	0	N	50	20.7	-22.9	0.0	-6.0	0.0	0.0	3.8
1225	593515.75	4782738.33	0.10	0	N	63	28.2	-22.9	0.0	-5.8	0.0	0.0	11.1
1225	593515.75	4782738.33	0.10	0	N	80	32.5	-22.9	0.0	-5.7	0.0	0.0	15.3
1225	593515.75	4782738.33	0.10	0	N	100	34.7	-22.9	0.0	-5.6	0.0	0.0	17.3
1225	593515.75	4782738.33	0.10	0	N	125	36.1	-22.9	0.0	-5.3	0.0	0.0	18.5
1225	593515.75	4782738.33	0.10	0	N	160	37.7	-22.9	0.0	-4.7	0.0	0.0	19.5
1225	593515.75	4782738.33	0.10	0	N	200	39.5	-22.9	0.0	-3.8	0.0	0.0	20.4
1225	593515.75	4782738.33	0.10	0	N	250	42.5	-22.9	0.0	-1.7	0.0	0.0	21.3
1225	593515.75	4782738.33	0.10	0	N	315	43.2	-22.9	0.0	1.7	0.0	0.0	18.6
1225	593515.75	4782738.33	0.10	0	N	400	44.0	-22.9	0.0	7.7	0.0	0.0	13.4
1225	593515.75	4782738.33	0.10	0	N	500	46.5	-22.9	0.0	16.2	0.0	0.0	7.4
1225	593515.75	4782738.33	0.10	0	N	630	48.2	-22.9	0.0	23.0	0.0	0.0	2.3
1240	593430.53	4782765.88	0.10	0	D	63	28.3	-32.4	0.0	-5.8	0.0	0.0	1.7
1240	593430.53	4782765.88	0.10	0	D	80	32.6	-32.4	0.0	-5.7	0.0	0.0	5.9
1240	593430.53	4782765.88	0.10	0	D	100	34.8	-32.4	0.0	-5.5	0.0	0.0	7.9
1240	593430.53	4782765.88	0.10	0	D	125	36.2	-32.4	0.0	-5.2	0.0	0.0	9.0
1240	593430.53	4782765.88	0.10	0	D	160	37.7	-32.4	0.0	-4.6	0.0	0.0	9.9
1240	593430.53	4782765.88	0.10	0	D	200	39.6	-32.4	0.0	-3.5	0.0	0.0	10.7
1240	593430.53	4782765.88	0.10	0	D	250	42.6	-32.4	0.0	-0.9	0.0	0.0	11.1
1240	593430.53	4782765.88	0.10	0	D	315	43.3	-32.4	0.0	3.2	0.0	0.0	7.7
1240	593430.53	4782765.88	0.10	0	D	400	44.1	-32.4	0.0	10.3	0.0	0.0	1.4
1240	593430.53	4782765.88	0.10	0	N	63	28.2	-32.4	0.0	-5.8	0.0	0.0	1.7
1240	593430.53	4782765.88	0.10	0	N	80	32.5	-32.4	0.0	-5.7	0.0	0.0	5.8
1240	593430.53	4782765.88	0.10	0	N	100	34.7	-32.4	0.0	-5.5	0.0	0.0	7.8
1240	593430.53	4782765.88	0.10	0	N	125	36.1	-32.4	0.0	-5.2	0.0	0.0	8.9
1240	593430.53	4782765.88	0.10	0	N	160	37.7	-32.4	0.0	-4.6	0.0	0.0	9.9
1240	593430.53	4782765.88	0.10	0	N	200	39.5	-32.4	0.0	-3.5	0.0	0.0	10.6

Road, TNM, Name: "Rymal5 westbound", ID: "!02!Rymal5_WB"													
Nr.	X	Y	Z	Refl.	DEN	Freq.	Lw	Ad	Aair	Agr	Afol	RL	Lr
	(m)	(m)	(m)			(Hz)	dB(A)	(dB)	(dB)	(dB)	(dB)	(dB)	dB(A)
1240	593430.53	4782765.88	0.10	0	N	250	42.5	-32.4	0.0	-0.9	0.0	0.0	11.0
1240	593430.53	4782765.88	0.10	0	N	315	43.2	-32.4	0.0	3.2	0.0	0.0	7.6
1240	593430.53	4782765.88	0.10	0	N	400	44.0	-32.4	0.0	10.3	0.0	0.0	1.3
1255	593321.66	4782801.07	0.10	0	D	50	20.7	-25.4	0.0	-6.0	0.0	0.0	1.4
1255	593321.66	4782801.07	0.10	0	D	63	28.3	-25.4	0.0	-5.8	0.0	0.0	8.7
1255	593321.66	4782801.07	0.10	0	D	80	32.6	-25.4	0.0	-5.7	0.0	0.0	12.8
1255	593321.66	4782801.07	0.10	0	D	100	34.8	-25.4	0.0	-5.5	0.0	0.0	14.8
1255	593321.66	4782801.07	0.10	0	D	125	36.2	-25.4	0.0	-5.1	0.0	0.0	15.9
1255	593321.66	4782801.07	0.10	0	D	160	37.7	-25.4	0.0	-4.4	0.0	0.0	16.7
1255	593321.66	4782801.07	0.10	0	D	200	39.6	-25.4	0.0	-3.1	0.0	0.0	17.3
1255	593321.66	4782801.07	0.10	0	D	250	42.6	-25.4	0.0	0.3	0.0	0.0	16.9
1255	593321.66	4782801.07	0.10	0	D	315	43.3	-25.4	0.0	5.2	0.0	0.0	12.7
1255	593321.66	4782801.07	0.10	0	D	400	44.1	-25.4	0.0	13.5	0.0	0.0	5.2
1255	593321.66	4782801.07	0.10	0	N	50	20.7	-25.4	0.0	-6.0	0.0	0.0	1.3
1255	593321.66	4782801.07	0.10	0	N	63	28.2	-25.4	0.0	-5.8	0.0	0.0	8.6
1255	593321.66	4782801.07	0.10	0	N	80	32.5	-25.4	0.0	-5.7	0.0	0.0	12.7
1255	593321.66	4782801.07	0.10	0	N	100	34.7	-25.4	0.0	-5.5	0.0	0.0	14.7
1255	593321.66	4782801.07	0.10	0	N	125	36.1	-25.4	0.0	-5.1	0.0	0.0	15.8
1255	593321.66	4782801.07	0.10	0	N	160	37.7	-25.4	0.0	-4.4	0.0	0.0	16.7
1255	593321.66	4782801.07	0.10	0	N	200	39.5	-25.4	0.0	-3.1	0.0	0.0	17.2
1255	593321.66	4782801.07	0.10	0	N	250	42.5	-25.4	0.0	0.3	0.0	0.0	16.9
1255	593321.66	4782801.07	0.10	0	N	315	43.2	-25.4	0.0	5.2	0.0	0.0	12.6
1255	593321.66	4782801.07	0.10	0	N	400	44.0	-25.4	0.0	13.5	0.0	0.0	5.2
1270	593129.71	4782863.11	0.10	0	D	63	28.3	-28.0	0.0	-5.8	0.0	0.0	6.0
1270	593129.71	4782863.11	0.10	0	D	80	32.6	-28.0	0.0	-5.6	0.0	0.0	10.2
1270	593129.71	4782863.11	0.10	0	D	100	34.8	-28.0	0.0	-5.4	0.0	0.0	12.1
1270	593129.71	4782863.11	0.10	0	D	125	36.2	-28.0	0.0	-5.0	0.0	0.0	13.1
1270	593129.71	4782863.11	0.10	0	D	160	37.7	-28.0	0.0	-4.2	0.0	0.0	13.9
1270	593129.71	4782863.11	0.10	0	D	200	39.6	-28.0	0.0	-2.6	0.0	0.0	14.2
1270	593129.71	4782863.11	0.10	0	D	250	42.6	-28.0	0.0	2.3	0.0	0.0	12.3
1270	593129.71	4782863.11	0.10	0	D	315	43.3	-28.0	0.0	8.6	0.0	0.0	6.7
1270	593129.71	4782863.11	0.10	0	N	63	28.2	-28.0	0.0	-5.8	0.0	0.0	6.0
1270	593129.71	4782863.11	0.10	0	N	80	32.5	-28.0	0.0	-5.6	0.0	0.0	10.1
1270	593129.71	4782863.11	0.10	0	N	100	34.7	-28.0	0.0	-5.4	0.0	0.0	12.1
1270	593129.71	4782863.11	0.10	0	N	125	36.1	-28.0	0.0	-5.0	0.0	0.0	13.1
1270	593129.71	4782863.11	0.10	0	N	160	37.7	-28.0	0.0	-4.2	0.0	0.0	13.8
1270	593129.71	4782863.11	0.10	0	N	200	39.5	-28.0	0.0	-2.6	0.0	0.0	14.1
1270	593129.71	4782863.11	0.10	0	N	250	42.5	-28.0	0.0	2.3	0.0	0.0	12.3
1270	593129.71	4782863.11	0.10	0	N	315	43.2	-28.0	0.0	8.6	0.0	0.0	6.6
1285	592841.80	4782956.18	0.10	0	D	63	28.3	-27.7	0.0	-5.7	0.0	0.0	6.3
1285	592841.80	4782956.18	0.10	0	D	80	32.6	-27.7	0.0	-5.6	0.0	0.0	10.4
1285	592841.80	4782956.18	0.10	0	D	100	34.8	-27.7	0.0	-5.3	0.0	0.0	12.3
1285	592841.80	4782956.18	0.10	0	D	125	36.2	-27.7	0.0	-4.9	0.0	0.0	13.3
1285	592841.80	4782956.18	0.10	0	D	160	37.7	-27.7	0.0	-3.9	0.0	0.0	13.9
1285	592841.80	4782956.18	0.10	0	D	200	39.6	-27.7	0.0	-2.1	0.0	0.0	14.0
1285	592841.80	4782956.18	0.10	0	D	250	42.6	-27.7	0.0	5.3	0.0	0.0	9.6
1285	592841.80	4782956.18	0.10	0	D	315	43.3	-27.7	0.0	13.3	0.0	0.0	2.3
1285	592841.80	4782956.18	0.10	0	N	63	28.2	-27.7	0.0	-5.7	0.0	0.0	6.2
1285	592841.80	4782956.18	0.10	0	N	80	32.5	-27.7	0.0	-5.6	0.0	0.0	10.3
1285	592841.80	4782956.18	0.10	0	N	100	34.7	-27.7	0.0	-5.3	0.0	0.0	12.3
1285	592841.80	4782956.18	0.10	0	N	125	36.1	-27.7	0.0	-4.9	0.0	0.0	13.2
1285	592841.80	4782956.18	0.10	0	N	160	37.7	-27.7	0.0	-3.9	0.0	0.0	13.9
1285	592841.80	4782956.18	0.10	0	N	200	39.5	-27.7	0.0	-2.1	0.0	0.0	13.9
1285	592841.80	4782956.18	0.10	0	N	250	42.5	-27.7	0.0	5.3	0.0	0.0	9.5
1285	592841.80	4782956.18	0.10	0	N	315	43.2	-27.7	0.0	13.3	0.0	0.0	2.2
1300	593528.63	4782735.74	0.10	0	D	50	20.7	-23.5	0.0	-6.0	0.0	0.0	3.3
1300	593528.63	4782735.74	0.10	0	D	63	28.3	-23.5	0.0	-5.8	0.0	0.0	10.6
1300	593528.63	4782735.74	0.10	0	D	80	32.6	-23.5	0.0	-5.7	0.0	0.0	14.8
1300	593528.63	4782735.74	0.10	0	D	100	34.8	-23.5	0.0	-5.6	0.0	0.0	16.8
1300	593528.63	4782735.74	0.10	0	D	125	36.2	-23.5	0.0	-5.3	0.0	0.0	18.0
1300	593528.63	4782735.74	0.10	0	D	160	37.7	-23.5	0.0	-4.8	0.0	0.0	19.0
1300	593528.63	4782735.74	0.10	0	D	200	39.6	-23.5	0.0	-3.8	0.0	0.0	19.9
1300	593528.63	4782735.74	0.10	0	D	250	42.6	-23.5	0.0	-1.8	0.0	0.0	21.0

Road, TNM, Name: "Rymal5 westbound", ID: "!02!Rymal5_WB"													
Nr.	X	Y	Z	Refl.	DEN	Freq.	Lw	Ad	Aair	Agr	Afol	RL	Lr
	(m)	(m)	(m)			(Hz)	dB(A)	(dB)	(dB)	(dB)	(dB)	(dB)	dB(A)
1300	593528.63	4782735.74	0.10	0	D	315	43.3	-23.5	0.0	1.4	0.0	0.0	18.4
1300	593528.63	4782735.74	0.10	0	D	400	44.1	-23.5	0.0	7.3	0.0	0.0	13.3
1300	593528.63	4782735.74	0.10	0	D	500	46.6	-23.5	0.0	15.6	0.0	0.0	7.4
1300	593528.63	4782735.74	0.10	0	D	630	48.3	-23.5	0.0	22.6	0.0	0.0	2.2
1300	593528.63	4782735.74	0.10	0	N	50	20.7	-23.5	0.0	-6.0	0.0	0.0	3.2
1300	593528.63	4782735.74	0.10	0	N	63	28.2	-23.5	0.0	-5.8	0.0	0.0	10.6
1300	593528.63	4782735.74	0.10	0	N	80	32.5	-23.5	0.0	-5.7	0.0	0.0	14.7
1300	593528.63	4782735.74	0.10	0	N	100	34.7	-23.5	0.0	-5.6	0.0	0.0	16.8
1300	593528.63	4782735.74	0.10	0	N	125	36.1	-23.5	0.0	-5.3	0.0	0.0	17.9
1300	593528.63	4782735.74	0.10	0	N	160	37.7	-23.5	0.0	-4.8	0.0	0.0	18.9
1300	593528.63	4782735.74	0.10	0	N	200	39.5	-23.5	0.0	-3.8	0.0	0.0	19.9
1300	593528.63	4782735.74	0.10	0	N	250	42.5	-23.5	0.0	-1.8	0.0	0.0	20.9
1300	593528.63	4782735.74	0.10	0	N	315	43.2	-23.5	0.0	1.4	0.0	0.0	18.3
1300	593528.63	4782735.74	0.10	0	N	400	44.0	-23.5	0.0	7.3	0.0	0.0	13.2
1300	593528.63	4782735.74	0.10	0	N	500	46.5	-23.5	0.0	15.6	0.0	0.0	7.4
1300	593528.63	4782735.74	0.10	0	N	630	48.2	-23.5	0.0	22.6	0.0	0.0	2.1
1315	593456.57	4782759.04	0.10	0	D	63	28.3	-32.1	0.0	-5.8	0.0	0.0	2.0
1315	593456.57	4782759.04	0.10	0	D	80	32.6	-32.1	0.0	-5.7	0.0	0.0	6.1
1315	593456.57	4782759.04	0.10	0	D	100	34.8	-32.1	0.0	-5.5	0.0	0.0	8.2
1315	593456.57	4782759.04	0.10	0	D	125	36.2	-32.1	0.0	-5.2	0.0	0.0	9.3
1315	593456.57	4782759.04	0.10	0	D	160	37.7	-32.1	0.0	-4.6	0.0	0.0	10.2
1315	593456.57	4782759.04	0.10	0	D	200	39.6	-32.1	0.0	-3.6	0.0	0.0	11.0
1315	593456.57	4782759.04	0.10	0	D	250	42.6	-32.1	0.0	-1.1	0.0	0.0	11.6
1315	593456.57	4782759.04	0.10	0	D	315	43.3	-32.1	0.0	2.8	0.0	0.0	8.4
1315	593456.57	4782759.04	0.10	0	D	400	44.1	-32.1	0.0	9.6	0.0	0.0	2.4
1315	593456.57	4782759.04	0.10	0	N	63	28.2	-32.1	0.0	-5.8	0.0	0.0	1.9
1315	593456.57	4782759.04	0.10	0	N	80	32.5	-32.1	0.0	-5.7	0.0	0.0	6.1
1315	593456.57	4782759.04	0.10	0	N	100	34.7	-32.1	0.0	-5.5	0.0	0.0	8.1
1315	593456.57	4782759.04	0.10	0	N	125	36.1	-32.1	0.0	-5.2	0.0	0.0	9.2
1315	593456.57	4782759.04	0.10	0	N	160	37.7	-32.1	0.0	-4.6	0.0	0.0	10.2
1315	593456.57	4782759.04	0.10	0	N	200	39.5	-32.1	0.0	-3.6	0.0	0.0	11.0
1315	593456.57	4782759.04	0.10	0	N	250	42.5	-32.1	0.0	-1.1	0.0	0.0	11.5
1315	593456.57	4782759.04	0.10	0	N	315	43.2	-32.1	0.0	2.8	0.0	0.0	8.4
1315	593456.57	4782759.04	0.10	0	N	400	44.0	-32.1	0.0	9.6	0.0	0.0	2.3
1330	593345.13	4782795.06	0.10	0	D	50	20.7	-24.9	0.0	-6.0	0.0	0.0	1.9
1330	593345.13	4782795.06	0.10	0	D	63	28.3	-24.9	0.0	-5.8	0.0	0.0	9.2
1330	593345.13	4782795.06	0.10	0	D	80	32.6	-24.9	0.0	-5.7	0.0	0.0	13.4
1330	593345.13	4782795.06	0.10	0	D	100	34.8	-24.9	0.0	-5.5	0.0	0.0	15.3
1330	593345.13	4782795.06	0.10	0	D	125	36.2	-24.9	0.0	-5.1	0.0	0.0	16.4
1330	593345.13	4782795.06	0.10	0	D	160	37.7	-24.9	0.0	-4.4	0.0	0.0	17.3
1330	593345.13	4782795.06	0.10	0	D	200	39.6	-24.9	0.0	-3.2	0.0	0.0	17.9
1330	593345.13	4782795.06	0.10	0	D	250	42.6	-24.9	0.0	0.0	0.0	0.0	17.7
1330	593345.13	4782795.06	0.10	0	D	315	43.3	-24.9	0.0	4.8	0.0	0.0	13.7
1330	593345.13	4782795.06	0.10	0	D	400	44.1	-24.9	0.0	12.8	0.0	0.0	6.4
1330	593345.13	4782795.06	0.10	0	N	50	20.7	-24.9	0.0	-6.0	0.0	0.0	1.8
1330	593345.13	4782795.06	0.10	0	N	63	28.2	-24.9	0.0	-5.8	0.0	0.0	9.1
1330	593345.13	4782795.06	0.10	0	N	80	32.5	-24.9	0.0	-5.7	0.0	0.0	13.3
1330	593345.13	4782795.06	0.10	0	N	100	34.7	-24.9	0.0	-5.5	0.0	0.0	15.3
1330	593345.13	4782795.06	0.10	0	N	125	36.1	-24.9	0.0	-5.1	0.0	0.0	16.3
1330	593345.13	4782795.06	0.10	0	N	160	37.7	-24.9	0.0	-4.4	0.0	0.0	17.2
1330	593345.13	4782795.06	0.10	0	N	200	39.5	-24.9	0.0	-3.2	0.0	0.0	17.8
1330	593345.13	4782795.06	0.10	0	N	250	42.5	-24.9	0.0	0.0	0.0	0.0	17.6
1330	593345.13	4782795.06	0.10	0	N	315	43.2	-24.9	0.0	4.8	0.0	0.0	13.6
1330	593345.13	4782795.06	0.10	0	N	400	44.0	-24.9	0.0	12.8	0.0	0.0	6.3
1345	593146.61	4782859.23	0.10	0	D	63	28.3	-27.7	0.0	-5.8	0.0	0.0	6.4
1345	593146.61	4782859.23	0.10	0	D	80	32.6	-27.7	0.0	-5.6	0.0	0.0	10.5
1345	593146.61	4782859.23	0.10	0	D	100	34.8	-27.7	0.0	-5.4	0.0	0.0	12.5
1345	593146.61	4782859.23	0.10	0	D	125	36.2	-27.7	0.0	-5.0	0.0	0.0	13.5
1345	593146.61	4782859.23	0.10	0	D	160	37.7	-27.7	0.0	-4.2	0.0	0.0	14.3
1345	593146.61	4782859.23	0.10	0	D	200	39.6	-27.7	0.0	-2.6	0.0	0.0	14.6
1345	593146.61	4782859.23	0.10	0	D	250	42.6	-27.7	0.0	2.1	0.0	0.0	12.8
1345	593146.61	4782859.23	0.10	0	D	315	43.3	-27.7	0.0	8.3	0.0	0.0	7.3
1345	593146.61	4782859.23	0.10	0	N	63	28.2	-27.7	0.0	-5.8	0.0	0.0	6.3

Road, TNM, Name: "Rymal5 westbound", ID: "!02!Rymal5_WB"													
Nr.	X	Y	Z	Refl.	DEN	Freq.	Lw	Ad	Aair	Agr	Afol	RL	Lr
	(m)	(m)	(m)			(Hz)	dB(A)	(dB)	(dB)	(dB)	(dB)	(dB)	dB(A)
1345	593146.61	4782859.23	0.10	0	N	80	32.5	-27.7	0.0	-5.6	0.0	0.0	10.5
1345	593146.61	4782859.23	0.10	0	N	100	34.7	-27.7	0.0	-5.4	0.0	0.0	12.4
1345	593146.61	4782859.23	0.10	0	N	125	36.1	-27.7	0.0	-5.0	0.0	0.0	13.4
1345	593146.61	4782859.23	0.10	0	N	160	37.7	-27.7	0.0	-4.2	0.0	0.0	14.2
1345	593146.61	4782859.23	0.10	0	N	200	39.5	-27.7	0.0	-2.6	0.0	0.0	14.5
1345	593146.61	4782859.23	0.10	0	N	250	42.5	-27.7	0.0	2.1	0.0	0.0	12.8
1345	593146.61	4782859.23	0.10	0	N	315	43.2	-27.7	0.0	8.3	0.0	0.0	7.3
1360	592848.84	4782955.48	0.10	0	D	63	28.3	-27.5	0.0	-5.7	0.0	0.0	6.5
1360	592848.84	4782955.48	0.10	0	D	80	32.6	-27.5	0.0	-5.6	0.0	0.0	10.6
1360	592848.84	4782955.48	0.10	0	D	100	34.8	-27.5	0.0	-5.3	0.0	0.0	12.6
1360	592848.84	4782955.48	0.10	0	D	125	36.2	-27.5	0.0	-4.9	0.0	0.0	13.5
1360	592848.84	4782955.48	0.10	0	D	160	37.7	-27.5	0.0	-3.9	0.0	0.0	14.2
1360	592848.84	4782955.48	0.10	0	D	200	39.6	-27.5	0.0	-2.1	0.0	0.0	14.2
1360	592848.84	4782955.48	0.10	0	D	250	42.6	-27.5	0.0	5.2	0.0	0.0	9.9
1360	592848.84	4782955.48	0.10	0	D	315	43.3	-27.5	0.0	13.2	0.0	0.0	2.6
1360	592848.84	4782955.48	0.10	0	N	63	28.2	-27.5	0.0	-5.7	0.0	0.0	6.4
1360	592848.84	4782955.48	0.10	0	N	80	32.5	-27.5	0.0	-5.6	0.0	0.0	10.5
1360	592848.84	4782955.48	0.10	0	N	100	34.7	-27.5	0.0	-5.3	0.0	0.0	12.5
1360	592848.84	4782955.48	0.10	0	N	125	36.1	-27.5	0.0	-4.9	0.0	0.0	13.5
1360	592848.84	4782955.48	0.10	0	N	160	37.7	-27.5	0.0	-3.9	0.0	0.0	14.1
1360	592848.84	4782955.48	0.10	0	N	200	39.5	-27.5	0.0	-2.1	0.0	0.0	14.1
1360	592848.84	4782955.48	0.10	0	N	250	42.5	-27.5	0.0	5.2	0.0	0.0	9.8
1360	592848.84	4782955.48	0.10	0	N	315	43.2	-27.5	0.0	13.2	0.0	0.0	2.5

Road, TNM, Name: "Rymal 5 eastbound", ID: "!02!Rymal5_EB"													
Nr.	X	Y	Z	Refl.	DEN	Freq.	Lw	Ad	Aair	Agr	Afol	RL	Lr
	(m)	(m)	(m)			(Hz)	dB(A)	(dB)	(dB)	(dB)	(dB)	(dB)	dB(A)
1375	592820.37	4782958.95	0.10	0	D	63	28.1	-28.4	0.0	-5.7	0.0	0.0	5.4
1375	592820.37	4782958.95	0.10	0	D	80	32.3	-28.4	0.0	-5.6	0.0	0.0	9.5
1375	592820.37	4782958.95	0.10	0	D	100	34.5	-28.4	0.0	-5.3	0.0	0.0	11.4
1375	592820.37	4782958.95	0.10	0	D	125	36.0	-28.4	0.0	-4.9	0.0	0.0	12.4
1375	592820.37	4782958.95	0.10	0	D	160	37.5	-28.4	0.0	-3.9	0.0	0.0	13.0
1375	592820.37	4782958.95	0.10	0	D	200	39.4	-28.4	0.0	-2.1	0.0	0.0	13.0
1375	592820.37	4782958.95	0.10	0	D	250	42.4	-28.4	0.0	5.5	0.0	0.0	8.5
1375	592820.37	4782958.95	0.10	0	D	315	43.1	-28.4	0.0	13.6	0.0	0.0	1.1
1375	592820.37	4782958.95	0.10	0	N	63	28.0	-28.4	0.0	-5.7	0.0	0.0	5.3
1375	592820.37	4782958.95	0.10	0	N	80	32.3	-28.4	0.0	-5.6	0.0	0.0	9.4
1375	592820.37	4782958.95	0.10	0	N	100	34.5	-28.4	0.0	-5.3	0.0	0.0	11.4
1375	592820.37	4782958.95	0.10	0	N	125	35.9	-28.4	0.0	-4.9	0.0	0.0	12.3
1375	592820.37	4782958.95	0.10	0	N	160	37.5	-28.4	0.0	-3.9	0.0	0.0	13.0
1375	592820.37	4782958.95	0.10	0	N	200	39.3	-28.4	0.0	-2.1	0.0	0.0	13.0
1375	592820.37	4782958.95	0.10	0	N	250	42.3	-28.4	0.0	5.5	0.0	0.0	8.4
1375	592820.37	4782958.95	0.10	0	N	315	43.0	-28.4	0.0	13.6	0.0	0.0	1.0
1390	593163.46	4782847.58	0.10	0	D	50	20.5	-24.9	0.0	-6.0	0.0	0.0	1.7
1390	593163.46	4782847.58	0.10	0	D	63	28.1	-24.9	0.0	-5.8	0.0	0.0	9.0
1390	593163.46	4782847.58	0.10	0	D	80	32.3	-24.9	0.0	-5.6	0.0	0.0	13.1
1390	593163.46	4782847.58	0.10	0	D	100	34.5	-24.9	0.0	-5.4	0.0	0.0	15.0
1390	593163.46	4782847.58	0.10	0	D	125	36.0	-24.9	0.0	-5.0	0.0	0.0	16.1
1390	593163.46	4782847.58	0.10	0	D	160	37.5	-24.9	0.0	-4.2	0.0	0.0	16.8
1390	593163.46	4782847.58	0.10	0	D	200	39.4	-24.9	0.0	-2.7	0.0	0.0	17.2
1390	593163.46	4782847.58	0.10	0	D	250	42.4	-24.9	0.0	1.9	0.0	0.0	15.6
1390	593163.46	4782847.58	0.10	0	D	315	43.1	-24.9	0.0	8.0	0.0	0.0	10.2
1390	593163.46	4782847.58	0.10	0	D	400	43.9	-24.9	0.0	17.3	0.0	0.0	1.7
1390	593163.46	4782847.58	0.10	0	N	50	20.5	-24.9	0.0	-6.0	0.0	0.0	1.6
1390	593163.46	4782847.58	0.10	0	N	63	28.0	-24.9	0.0	-5.8	0.0	0.0	8.9
1390	593163.46	4782847.58	0.10	0	N	80	32.3	-24.9	0.0	-5.6	0.0	0.0	13.0
1390	593163.46	4782847.58	0.10	0	N	100	34.5	-24.9	0.0	-5.4	0.0	0.0	15.0
1390	593163.46	4782847.58	0.10	0	N	125	35.9	-24.9	0.0	-5.0	0.0	0.0	16.0
1390	593163.46	4782847.58	0.10	0	N	160	37.5	-24.9	0.0	-4.2	0.0	0.0	16.8
1390	593163.46	4782847.58	0.10	0	N	200	39.3	-24.9	0.0	-2.7	0.0	0.0	17.1
1390	593163.46	4782847.58	0.10	0	N	250	42.3	-24.9	0.0	1.9	0.0	0.0	15.5
1390	593163.46	4782847.58	0.10	0	N	315	43.0	-24.9	0.0	8.0	0.0	0.0	10.2
1390	593163.46	4782847.58	0.10	0	N	400	43.8	-24.9	0.0	17.3	0.0	0.0	1.6

Road, TNM, Name: "Rymal 5 eastbound", ID: "!02!Rymal5_EB"													
Nr.	X	Y	Z	Refl.	DEN	Freq.	Lw	Ad	Aair	Agr	Afol	RL	Lr
	(m)	(m)	(m)			(Hz)	dB(A)	(dB)	(dB)	(dB)	(dB)	(dB)	dB(A)
1405	593349.82	4782787.08	0.10	0	D	63	28.1	-33.2	0.0	-5.8	0.0	0.0	0.7
1405	593349.82	4782787.08	0.10	0	D	80	32.3	-33.2	0.0	-5.7	0.0	0.0	4.8
1405	593349.82	4782787.08	0.10	0	D	100	34.5	-33.2	0.0	-5.5	0.0	0.0	6.8
1405	593349.82	4782787.08	0.10	0	D	125	36.0	-33.2	0.0	-5.1	0.0	0.0	7.9
1405	593349.82	4782787.08	0.10	0	D	160	37.5	-33.2	0.0	-4.4	0.0	0.0	8.8
1405	593349.82	4782787.08	0.10	0	D	200	39.4	-33.2	0.0	-3.2	0.0	0.0	9.4
1405	593349.82	4782787.08	0.10	0	D	250	42.4	-33.2	0.0	-0.0	0.0	0.0	9.2
1405	593349.82	4782787.08	0.10	0	D	315	43.1	-33.2	0.0	4.7	0.0	0.0	5.3
1405	593349.82	4782787.08	0.10	0	N	63	28.0	-33.2	0.0	-5.8	0.0	0.0	0.6
1405	593349.82	4782787.08	0.10	0	N	80	32.3	-33.2	0.0	-5.7	0.0	0.0	4.8
1405	593349.82	4782787.08	0.10	0	N	100	34.5	-33.2	0.0	-5.5	0.0	0.0	6.8
1405	593349.82	4782787.08	0.10	0	N	125	35.9	-33.2	0.0	-5.1	0.0	0.0	7.8
1405	593349.82	4782787.08	0.10	0	N	160	37.5	-33.2	0.0	-4.4	0.0	0.0	8.7
1405	593349.82	4782787.08	0.10	0	N	200	39.3	-33.2	0.0	-3.2	0.0	0.0	9.3
1405	593349.82	4782787.08	0.10	0	N	250	42.3	-33.2	0.0	-0.0	0.0	0.0	9.2
1405	593349.82	4782787.08	0.10	0	N	315	43.0	-33.2	0.0	4.7	0.0	0.0	5.2
1420	593420.12	4782764.26	0.10	0	D	50	20.5	-26.2	0.0	-6.0	0.0	0.0	0.4
1420	593420.12	4782764.26	0.10	0	D	63	28.1	-26.2	0.0	-5.8	0.0	0.0	7.7
1420	593420.12	4782764.26	0.10	0	D	80	32.3	-26.2	0.0	-5.7	0.0	0.0	11.9
1420	593420.12	4782764.26	0.10	0	D	100	34.5	-26.2	0.0	-5.5	0.0	0.0	13.9
1420	593420.12	4782764.26	0.10	0	D	125	36.0	-26.2	0.0	-5.2	0.0	0.0	15.0
1420	593420.12	4782764.26	0.10	0	D	160	37.5	-26.2	0.0	-4.5	0.0	0.0	15.9
1420	593420.12	4782764.26	0.10	0	D	200	39.4	-26.2	0.0	-3.4	0.0	0.0	16.6
1420	593420.12	4782764.26	0.10	0	D	250	42.4	-26.2	0.0	-0.8	0.0	0.0	17.0
1420	593420.12	4782764.26	0.10	0	D	315	43.1	-26.2	0.0	3.4	0.0	0.0	13.5
1420	593420.12	4782764.26	0.10	0	D	400	43.9	-26.2	0.0	10.6	0.0	0.0	7.1
1420	593420.12	4782764.26	0.10	0	D	500	46.3	-26.2	0.0	19.6	0.0	0.0	0.6
1420	593420.12	4782764.26	0.10	0	N	50	20.5	-26.2	0.0	-6.0	0.0	0.0	0.3
1420	593420.12	4782764.26	0.10	0	N	63	28.0	-26.2	0.0	-5.8	0.0	0.0	7.7
1420	593420.12	4782764.26	0.10	0	N	80	32.3	-26.2	0.0	-5.7	0.0	0.0	11.8
1420	593420.12	4782764.26	0.10	0	N	100	34.5	-26.2	0.0	-5.5	0.0	0.0	13.8
1420	593420.12	4782764.26	0.10	0	N	125	35.9	-26.2	0.0	-5.2	0.0	0.0	14.9
1420	593420.12	4782764.26	0.10	0	N	160	37.5	-26.2	0.0	-4.5	0.0	0.0	15.8
1420	593420.12	4782764.26	0.10	0	N	200	39.3	-26.2	0.0	-3.4	0.0	0.0	16.6
1420	593420.12	4782764.26	0.10	0	N	250	42.3	-26.2	0.0	-0.8	0.0	0.0	16.9
1420	593420.12	4782764.26	0.10	0	N	315	43.0	-26.2	0.0	3.4	0.0	0.0	13.5
1420	593420.12	4782764.26	0.10	0	N	400	43.8	-26.2	0.0	10.6	0.0	0.0	7.0
1420	593420.12	4782764.26	0.10	0	N	500	46.3	-26.2	0.0	19.6	0.0	0.0	0.5
1435	593531.06	4782728.25	0.10	0	D	50	20.5	-23.7	0.0	-6.0	0.0	0.0	2.8
1435	593531.06	4782728.25	0.10	0	D	63	28.1	-23.7	0.0	-5.8	0.0	0.0	10.2
1435	593531.06	4782728.25	0.10	0	D	80	32.3	-23.7	0.0	-5.7	0.0	0.0	14.3
1435	593531.06	4782728.25	0.10	0	D	100	34.5	-23.7	0.0	-5.6	0.0	0.0	16.4
1435	593531.06	4782728.25	0.10	0	D	125	36.0	-23.7	0.0	-5.3	0.0	0.0	17.5
1435	593531.06	4782728.25	0.10	0	D	160	37.5	-23.7	0.0	-4.8	0.0	0.0	18.5
1435	593531.06	4782728.25	0.10	0	D	200	39.4	-23.7	0.0	-3.9	0.0	0.0	19.5
1435	593531.06	4782728.25	0.10	0	D	250	42.4	-23.7	0.0	-1.9	0.0	0.0	20.5
1435	593531.06	4782728.25	0.10	0	D	315	43.1	-23.7	0.0	1.4	0.0	0.0	18.0
1435	593531.06	4782728.25	0.10	0	D	400	43.9	-23.7	0.0	7.2	0.0	0.0	12.9
1435	593531.06	4782728.25	0.10	0	D	500	46.3	-23.7	0.0	15.5	0.0	0.0	7.1
1435	593531.06	4782728.25	0.10	0	D	630	48.1	-23.7	0.0	22.5	0.0	0.0	1.8
1435	593531.06	4782728.25	0.10	0	N	50	20.5	-23.7	0.0	-6.0	0.0	0.0	2.7
1435	593531.06	4782728.25	0.10	0	N	63	28.0	-23.7	0.0	-5.8	0.0	0.0	10.1
1435	593531.06	4782728.25	0.10	0	N	80	32.3	-23.7	0.0	-5.7	0.0	0.0	14.3
1435	593531.06	4782728.25	0.10	0	N	100	34.5	-23.7	0.0	-5.6	0.0	0.0	16.3
1435	593531.06	4782728.25	0.10	0	N	125	35.9	-23.7	0.0	-5.3	0.0	0.0	17.4
1435	593531.06	4782728.25	0.10	0	N	160	37.5	-23.7	0.0	-4.8	0.0	0.0	18.5
1435	593531.06	4782728.25	0.10	0	N	200	39.3	-23.7	0.0	-3.9	0.0	0.0	19.4
1435	593531.06	4782728.25	0.10	0	N	250	42.3	-23.7	0.0	-1.9	0.0	0.0	20.5
1435	593531.06	4782728.25	0.10	0	N	315	43.0	-23.7	0.0	1.4	0.0	0.0	17.9
1435	593531.06	4782728.25	0.10	0	N	400	43.8	-23.7	0.0	7.2	0.0	0.0	12.9
1435	593531.06	4782728.25	0.10	0	N	500	46.3	-23.7	0.0	15.5	0.0	0.0	7.1
1435	593531.06	4782728.25	0.10	0	N	630	48.0	-23.7	0.0	22.5	0.0	0.0	1.8
1450	592813.48	4782959.61	0.10	0	D	63	28.1	-28.6	0.0	-5.7	0.0	0.0	5.2

Road, TNM, Name: "Rymal 5 eastbound", ID: "!02!Rymal5_EB"													
Nr.	X	Y	Z	Refl.	DEN	Freq.	Lw	Ad	Aair	Agr	Afol	RL	Lr
	(m)	(m)	(m)			(Hz)	dB(A)	(dB)	(dB)	(dB)	(dB)	(dB)	dB(A)
1450	592813.48	4782959.61	0.10	0	D	80	32.3	-28.6	0.0	-5.6	0.0	0.0	9.3
1450	592813.48	4782959.61	0.10	0	D	100	34.5	-28.6	0.0	-5.3	0.0	0.0	11.2
1450	592813.48	4782959.61	0.10	0	D	125	36.0	-28.6	0.0	-4.8	0.0	0.0	12.2
1450	592813.48	4782959.61	0.10	0	D	160	37.5	-28.6	0.0	-3.9	0.0	0.0	12.8
1450	592813.48	4782959.61	0.10	0	D	200	39.4	-28.6	0.0	-2.1	0.0	0.0	12.8
1450	592813.48	4782959.61	0.10	0	D	250	42.4	-28.6	0.0	5.6	0.0	0.0	8.2
1450	592813.48	4782959.61	0.10	0	D	315	43.1	-28.6	0.0	13.7	0.0	0.0	0.8
1450	592813.48	4782959.61	0.10	0	N	63	28.0	-28.6	0.0	-5.7	0.0	0.0	5.1
1450	592813.48	4782959.61	0.10	0	N	80	32.3	-28.6	0.0	-5.6	0.0	0.0	9.2
1450	592813.48	4782959.61	0.10	0	N	100	34.5	-28.6	0.0	-5.3	0.0	0.0	11.1
1450	592813.48	4782959.61	0.10	0	N	125	35.9	-28.6	0.0	-4.8	0.0	0.0	12.1
1450	592813.48	4782959.61	0.10	0	N	160	37.5	-28.6	0.0	-3.9	0.0	0.0	12.7
1450	592813.48	4782959.61	0.10	0	N	200	39.3	-28.6	0.0	-2.1	0.0	0.0	12.7
1450	592813.48	4782959.61	0.10	0	N	250	42.3	-28.6	0.0	5.6	0.0	0.0	8.1
1450	592813.48	4782959.61	0.10	0	N	315	43.0	-28.6	0.0	13.7	0.0	0.0	0.7
1465	593143.72	4782852.41	0.10	0	D	50	20.5	-25.3	0.0	-6.0	0.0	0.0	1.2
1465	593143.72	4782852.41	0.10	0	D	63	28.1	-25.3	0.0	-5.8	0.0	0.0	8.5
1465	593143.72	4782852.41	0.10	0	D	80	32.3	-25.3	0.0	-5.6	0.0	0.0	12.6
1465	593143.72	4782852.41	0.10	0	D	100	34.5	-25.3	0.0	-5.4	0.0	0.0	14.6
1465	593143.72	4782852.41	0.10	0	D	125	36.0	-25.3	0.0	-5.0	0.0	0.0	15.6
1465	593143.72	4782852.41	0.10	0	D	160	37.5	-25.3	0.0	-4.2	0.0	0.0	16.4
1465	593143.72	4782852.41	0.10	0	D	200	39.4	-25.3	0.0	-2.6	0.0	0.0	16.7
1465	593143.72	4782852.41	0.10	0	D	250	42.4	-25.3	0.0	2.1	0.0	0.0	15.0
1465	593143.72	4782852.41	0.10	0	D	315	43.1	-25.3	0.0	8.3	0.0	0.0	9.5
1465	593143.72	4782852.41	0.10	0	D	400	43.9	-25.3	0.0	17.7	0.0	0.0	0.8
1465	593143.72	4782852.41	0.10	0	N	50	20.5	-25.3	0.0	-6.0	0.0	0.0	1.2
1465	593143.72	4782852.41	0.10	0	N	63	28.0	-25.3	0.0	-5.8	0.0	0.0	8.5
1465	593143.72	4782852.41	0.10	0	N	80	32.3	-25.3	0.0	-5.6	0.0	0.0	12.6
1465	593143.72	4782852.41	0.10	0	N	100	34.5	-25.3	0.0	-5.4	0.0	0.0	14.5
1465	593143.72	4782852.41	0.10	0	N	125	35.9	-25.3	0.0	-5.0	0.0	0.0	15.6
1465	593143.72	4782852.41	0.10	0	N	160	37.5	-25.3	0.0	-4.2	0.0	0.0	16.3
1465	593143.72	4782852.41	0.10	0	N	200	39.3	-25.3	0.0	-2.6	0.0	0.0	16.6
1465	593143.72	4782852.41	0.10	0	N	250	42.3	-25.3	0.0	2.1	0.0	0.0	14.9
1465	593143.72	4782852.41	0.10	0	N	315	43.0	-25.3	0.0	8.3	0.0	0.0	9.4
1465	593143.72	4782852.41	0.10	0	N	400	43.8	-25.3	0.0	17.7	0.0	0.0	0.7
1480	593324.36	4782793.77	0.10	0	D	63	28.1	-33.4	0.0	-5.8	0.0	0.0	0.5
1480	593324.36	4782793.77	0.10	0	D	80	32.3	-33.4	0.0	-5.7	0.0	0.0	4.6
1480	593324.36	4782793.77	0.10	0	D	100	34.5	-33.4	0.0	-5.5	0.0	0.0	6.6
1480	593324.36	4782793.77	0.10	0	D	125	36.0	-33.4	0.0	-5.1	0.0	0.0	7.7
1480	593324.36	4782793.77	0.10	0	D	160	37.5	-33.4	0.0	-4.4	0.0	0.0	8.5
1480	593324.36	4782793.77	0.10	0	D	200	39.4	-33.4	0.0	-3.1	0.0	0.0	9.1
1480	593324.36	4782793.77	0.10	0	D	250	42.4	-33.4	0.0	0.2	0.0	0.0	8.8
1480	593324.36	4782793.77	0.10	0	D	315	43.1	-33.4	0.0	5.1	0.0	0.0	4.6
1480	593324.36	4782793.77	0.10	0	N	63	28.0	-33.4	0.0	-5.8	0.0	0.0	0.4
1480	593324.36	4782793.77	0.10	0	N	80	32.3	-33.4	0.0	-5.7	0.0	0.0	4.6
1480	593324.36	4782793.77	0.10	0	N	100	34.5	-33.4	0.0	-5.5	0.0	0.0	6.6
1480	593324.36	4782793.77	0.10	0	N	125	35.9	-33.4	0.0	-5.1	0.0	0.0	7.6
1480	593324.36	4782793.77	0.10	0	N	160	37.5	-33.4	0.0	-4.4	0.0	0.0	8.5
1480	593324.36	4782793.77	0.10	0	N	200	39.3	-33.4	0.0	-3.1	0.0	0.0	9.0
1480	593324.36	4782793.77	0.10	0	N	250	42.3	-33.4	0.0	0.2	0.0	0.0	8.7
1480	593324.36	4782793.77	0.10	0	N	315	43.0	-33.4	0.0	5.1	0.0	0.0	4.5
1495	593401.43	4782768.75	0.10	0	D	50	20.5	-26.0	0.0	-6.0	0.0	0.0	0.5
1495	593401.43	4782768.75	0.10	0	D	63	28.1	-26.0	0.0	-5.8	0.0	0.0	7.8
1495	593401.43	4782768.75	0.10	0	D	80	32.3	-26.0	0.0	-5.7	0.0	0.0	12.0
1495	593401.43	4782768.75	0.10	0	D	100	34.5	-26.0	0.0	-5.5	0.0	0.0	14.0
1495	593401.43	4782768.75	0.10	0	D	125	36.0	-26.0	0.0	-5.2	0.0	0.0	15.1
1495	593401.43	4782768.75	0.10	0	D	160	37.5	-26.0	0.0	-4.5	0.0	0.0	16.0
1495	593401.43	4782768.75	0.10	0	D	200	39.4	-26.0	0.0	-3.4	0.0	0.0	16.7
1495	593401.43	4782768.75	0.10	0	D	250	42.4	-26.0	0.0	-0.6	0.0	0.0	16.9
1495	593401.43	4782768.75	0.10	0	D	315	43.1	-26.0	0.0	3.7	0.0	0.0	13.3
1495	593401.43	4782768.75	0.10	0	D	400	43.9	-26.0	0.0	11.2	0.0	0.0	6.7
1495	593401.43	4782768.75	0.10	0	D	500	46.3	-26.0	0.0	20.1	0.0	0.0	0.2
1495	593401.43	4782768.75	0.10	0	N	50	20.5	-26.0	0.0	-6.0	0.0	0.0	0.4

Road, TNM, Name: "Rymal 5 eastbound", ID: "!02!Rymal5_EB"													
Nr.	X	Y	Z	Refl.	DEN	Freq.	Lw	Ad	Aair	Agr	Afol	RL	Lr
	(m)	(m)	(m)			(Hz)	dB(A)	(dB)	(dB)	(dB)	(dB)	(dB)	dB(A)
1495	593401.43	4782768.75	0.10	0	N	63	28.0	-26.0	0.0	-5.8	0.0	0.0	7.8
1495	593401.43	4782768.75	0.10	0	N	80	32.3	-26.0	0.0	-5.7	0.0	0.0	11.9
1495	593401.43	4782768.75	0.10	0	N	100	34.5	-26.0	0.0	-5.5	0.0	0.0	13.9
1495	593401.43	4782768.75	0.10	0	N	125	35.9	-26.0	0.0	-5.2	0.0	0.0	15.0
1495	593401.43	4782768.75	0.10	0	N	160	37.5	-26.0	0.0	-4.5	0.0	0.0	15.9
1495	593401.43	4782768.75	0.10	0	N	200	39.3	-26.0	0.0	-3.4	0.0	0.0	16.6
1495	593401.43	4782768.75	0.10	0	N	250	42.3	-26.0	0.0	-0.6	0.0	0.0	16.9
1495	593401.43	4782768.75	0.10	0	N	315	43.0	-26.0	0.0	3.7	0.0	0.0	13.3
1495	593401.43	4782768.75	0.10	0	N	400	43.8	-26.0	0.0	11.2	0.0	0.0	6.6
1495	593401.43	4782768.75	0.10	0	N	500	46.3	-26.0	0.0	20.1	0.0	0.0	0.1
1510	593524.52	4782728.79	0.10	0	D	50	20.5	-23.4	0.0	-6.0	0.0	0.0	3.1
1510	593524.52	4782728.79	0.10	0	D	63	28.1	-23.4	0.0	-5.8	0.0	0.0	10.5
1510	593524.52	4782728.79	0.10	0	D	80	32.3	-23.4	0.0	-5.7	0.0	0.0	14.6
1510	593524.52	4782728.79	0.10	0	D	100	34.5	-23.4	0.0	-5.6	0.0	0.0	16.7
1510	593524.52	4782728.79	0.10	0	D	125	36.0	-23.4	0.0	-5.3	0.0	0.0	17.8
1510	593524.52	4782728.79	0.10	0	D	160	37.5	-23.4	0.0	-4.7	0.0	0.0	18.9
1510	593524.52	4782728.79	0.10	0	D	200	39.4	-23.4	0.0	-3.8	0.0	0.0	19.8
1510	593524.52	4782728.79	0.10	0	D	250	42.4	-23.4	0.0	-1.8	0.0	0.0	20.8
1510	593524.52	4782728.79	0.10	0	D	315	43.1	-23.4	0.0	1.5	0.0	0.0	18.2
1510	593524.52	4782728.79	0.10	0	D	400	43.9	-23.4	0.0	7.4	0.0	0.0	13.1
1510	593524.52	4782728.79	0.10	0	D	500	46.3	-23.4	0.0	15.7	0.0	0.0	7.2
1510	593524.52	4782728.79	0.10	0	D	630	48.1	-23.4	0.0	22.7	0.0	0.0	2.0
1510	593524.52	4782728.79	0.10	0	N	50	20.5	-23.4	0.0	-6.0	0.0	0.0	3.1
1510	593524.52	4782728.79	0.10	0	N	63	28.0	-23.4	0.0	-5.8	0.0	0.0	10.4
1510	593524.52	4782728.79	0.10	0	N	80	32.3	-23.4	0.0	-5.7	0.0	0.0	14.6
1510	593524.52	4782728.79	0.10	0	N	100	34.5	-23.4	0.0	-5.6	0.0	0.0	16.6
1510	593524.52	4782728.79	0.10	0	N	125	35.9	-23.4	0.0	-5.3	0.0	0.0	17.8
1510	593524.52	4782728.79	0.10	0	N	160	37.5	-23.4	0.0	-4.7	0.0	0.0	18.8
1510	593524.52	4782728.79	0.10	0	N	200	39.3	-23.4	0.0	-3.8	0.0	0.0	19.7
1510	593524.52	4782728.79	0.10	0	N	250	42.3	-23.4	0.0	-1.8	0.0	0.0	20.7
1510	593524.52	4782728.79	0.10	0	N	315	43.0	-23.4	0.0	1.5	0.0	0.0	18.1
1510	593524.52	4782728.79	0.10	0	N	400	43.8	-23.4	0.0	7.4	0.0	0.0	13.0
1510	593524.52	4782728.79	0.10	0	N	500	46.3	-23.4	0.0	15.7	0.0	0.0	7.1
1510	593524.52	4782728.79	0.10	0	N	630	48.0	-23.4	0.0	22.7	0.0	0.0	1.9

Road, TNM, Name: "Rymal 7 eastbound", ID: "!02!Rymal7_EB"													
Nr.	X	Y	Z	Refl.	DEN	Freq.	Lw	Ad	Aair	Agr	Afol	RL	Lr
	(m)	(m)	(m)			(Hz)	dB(A)	(dB)	(dB)	(dB)	(dB)	(dB)	dB(A)
1525	594365.93	4782468.23	0.10	0	D	50	22.0	-25.9	0.0	-6.0	0.0	0.0	2.2
1525	594365.93	4782468.23	0.10	0	D	63	29.3	-25.9	0.0	-5.8	0.0	0.0	9.2
1525	594365.93	4782468.23	0.10	0	D	80	33.5	-25.9	0.0	-5.7	0.0	0.0	13.3
1525	594365.93	4782468.23	0.10	0	D	100	35.8	-25.9	0.0	-5.5	0.0	0.0	15.4
1525	594365.93	4782468.23	0.10	0	D	125	37.3	-25.9	0.0	-5.2	0.0	0.0	16.6
1525	594365.93	4782468.23	0.10	0	D	160	39.1	-25.9	0.0	-4.5	0.0	0.0	17.7
1525	594365.93	4782468.23	0.10	0	D	200	41.1	-25.9	0.0	-3.4	0.0	0.0	18.6
1525	594365.93	4782468.23	0.10	0	D	250	44.3	-25.9	0.0	-0.6	0.0	0.0	19.0
1525	594365.93	4782468.23	0.10	0	D	315	44.8	-25.9	0.0	3.7	0.0	0.0	15.2
1525	594365.93	4782468.23	0.10	0	D	400	45.2	-25.9	0.0	11.1	0.0	0.0	8.2
1525	594365.93	4782468.23	0.10	0	D	500	47.6	-25.9	0.0	20.1	0.0	0.0	1.6
1525	594365.93	4782468.23	0.10	0	N	50	21.9	-25.9	0.0	-6.0	0.0	0.0	2.1
1525	594365.93	4782468.23	0.10	0	N	63	29.2	-25.9	0.0	-5.8	0.0	0.0	9.2
1525	594365.93	4782468.23	0.10	0	N	80	33.4	-25.9	0.0	-5.7	0.0	0.0	13.3
1525	594365.93	4782468.23	0.10	0	N	100	35.7	-25.9	0.0	-5.5	0.0	0.0	15.3
1525	594365.93	4782468.23	0.10	0	N	125	37.2	-25.9	0.0	-5.2	0.0	0.0	16.5
1525	594365.93	4782468.23	0.10	0	N	160	39.0	-25.9	0.0	-4.5	0.0	0.0	17.6
1525	594365.93	4782468.23	0.10	0	N	200	41.0	-25.9	0.0	-3.4	0.0	0.0	18.5
1525	594365.93	4782468.23	0.10	0	N	250	44.2	-25.9	0.0	-0.6	0.0	0.0	18.9
1525	594365.93	4782468.23	0.10	0	N	315	44.7	-25.9	0.0	3.7	0.0	0.0	15.1
1525	594365.93	4782468.23	0.10	0	N	400	45.1	-25.9	0.0	11.1	0.0	0.0	8.1
1525	594365.93	4782468.23	0.10	0	N	500	47.5	-25.9	0.0	20.1	0.0	0.0	1.5
1540	594530.48	4782416.85	0.10	0	D	50	22.0	-26.4	0.0	-6.0	0.0	0.0	1.6
1540	594530.48	4782416.85	0.10	0	D	63	29.3	-26.4	0.0	-5.8	0.0	0.0	8.6
1540	594530.48	4782416.85	0.10	0	D	80	33.5	-26.4	0.0	-5.6	0.0	0.0	12.7

Road, TNM, Name: "Rymal 7 eastbound", ID: "!02!Rymal7_EB"													
Nr.	X	Y	Z	Refl.	DEN	Freq.	Lw	Ad	Aair	Agr	Afol	RL	Lr
	(m)	(m)	(m)			(Hz)	dB(A)	(dB)	(dB)	(dB)	(dB)	(dB)	dB(A)
1540	594530.48	4782416.85	0.10	0	D	100	35.8	-26.4	0.0	-5.4	0.0	0.0	14.8
1540	594530.48	4782416.85	0.10	0	D	125	37.3	-26.4	0.0	-5.0	0.0	0.0	15.9
1540	594530.48	4782416.85	0.10	0	D	160	39.1	-26.4	0.0	-4.3	0.0	0.0	16.9
1540	594530.48	4782416.85	0.10	0	D	200	41.1	-26.4	0.0	-2.9	0.0	0.0	17.5
1540	594530.48	4782416.85	0.10	0	D	250	44.3	-26.4	0.0	1.1	0.0	0.0	16.7
1540	594530.48	4782416.85	0.10	0	D	315	44.8	-26.4	0.0	6.7	0.0	0.0	11.7
1540	594530.48	4782416.85	0.10	0	D	400	45.2	-26.4	0.0	15.6	0.0	0.0	3.2
1540	594530.48	4782416.85	0.10	0	N	50	21.9	-26.4	0.0	-6.0	0.0	0.0	1.5
1540	594530.48	4782416.85	0.10	0	N	63	29.2	-26.4	0.0	-5.8	0.0	0.0	8.6
1540	594530.48	4782416.85	0.10	0	N	80	33.4	-26.4	0.0	-5.6	0.0	0.0	12.7
1540	594530.48	4782416.85	0.10	0	N	100	35.7	-26.4	0.0	-5.4	0.0	0.0	14.7
1540	594530.48	4782416.85	0.10	0	N	125	37.2	-26.4	0.0	-5.0	0.0	0.0	15.9
1540	594530.48	4782416.85	0.10	0	N	160	39.0	-26.4	0.0	-4.3	0.0	0.0	16.8
1540	594530.48	4782416.85	0.10	0	N	200	41.0	-26.4	0.0	-2.9	0.0	0.0	17.4
1540	594530.48	4782416.85	0.10	0	N	250	44.2	-26.4	0.0	1.1	0.0	0.0	16.7
1540	594530.48	4782416.85	0.10	0	N	315	44.7	-26.4	0.0	6.7	0.0	0.0	11.6
1540	594530.48	4782416.85	0.10	0	N	400	45.1	-26.4	0.0	15.6	0.0	0.0	3.1
1555	594731.57	4782354.05	0.10	0	D	63	29.3	-28.8	0.0	-5.8	0.0	0.0	6.2
1555	594731.57	4782354.05	0.10	0	D	80	33.5	-28.8	0.0	-5.6	0.0	0.0	10.3
1555	594731.57	4782354.05	0.10	0	D	100	35.8	-28.8	0.0	-5.4	0.0	0.0	12.3
1555	594731.57	4782354.05	0.10	0	D	125	37.3	-28.8	0.0	-4.9	0.0	0.0	13.4
1555	594731.57	4782354.05	0.10	0	D	160	39.1	-28.8	0.0	-4.1	0.0	0.0	14.3
1555	594731.57	4782354.05	0.10	0	D	200	41.1	-28.8	0.0	-2.4	0.0	0.0	14.7
1555	594731.57	4782354.05	0.10	0	D	250	44.3	-28.8	0.0	3.2	0.0	0.0	12.2
1555	594731.57	4782354.05	0.10	0	D	315	44.8	-28.8	0.0	10.1	0.0	0.0	5.8
1555	594731.57	4782354.05	0.10	0	N	63	29.2	-28.8	0.0	-5.8	0.0	0.0	6.2
1555	594731.57	4782354.05	0.10	0	N	80	33.4	-28.8	0.0	-5.6	0.0	0.0	10.2
1555	594731.57	4782354.05	0.10	0	N	100	35.7	-28.8	0.0	-5.4	0.0	0.0	12.3
1555	594731.57	4782354.05	0.10	0	N	125	37.2	-28.8	0.0	-4.9	0.0	0.0	13.4
1555	594731.57	4782354.05	0.10	0	N	160	39.0	-28.8	0.0	-4.1	0.0	0.0	14.3
1555	594731.57	4782354.05	0.10	0	N	200	41.0	-28.8	0.0	-2.4	0.0	0.0	14.6
1555	594731.57	4782354.05	0.10	0	N	250	44.2	-28.8	0.0	3.2	0.0	0.0	12.2
1555	594731.57	4782354.05	0.10	0	N	315	44.7	-28.8	0.0	10.1	0.0	0.0	5.8
1570	594380.57	4782462.09	0.10	0	D	50	22.0	-25.2	0.0	-6.0	0.0	0.0	2.8
1570	594380.57	4782462.09	0.10	0	D	63	29.3	-25.2	0.0	-5.8	0.0	0.0	9.9
1570	594380.57	4782462.09	0.10	0	D	80	33.5	-25.2	0.0	-5.7	0.0	0.0	14.0
1570	594380.57	4782462.09	0.10	0	D	100	35.8	-25.2	0.0	-5.5	0.0	0.0	16.1
1570	594380.57	4782462.09	0.10	0	D	125	37.3	-25.2	0.0	-5.2	0.0	0.0	17.3
1570	594380.57	4782462.09	0.10	0	D	160	39.1	-25.2	0.0	-4.5	0.0	0.0	18.4
1570	594380.57	4782462.09	0.10	0	D	200	41.1	-25.2	0.0	-3.3	0.0	0.0	19.2
1570	594380.57	4782462.09	0.10	0	D	250	44.3	-25.2	0.0	-0.4	0.0	0.0	19.5
1570	594380.57	4782462.09	0.10	0	D	315	44.8	-25.2	0.0	4.0	0.0	0.0	15.6
1570	594380.57	4782462.09	0.10	0	D	400	45.2	-25.2	0.0	11.6	0.0	0.0	8.4
1570	594380.57	4782462.09	0.10	0	D	500	47.6	-25.2	0.0	20.6	0.0	0.0	1.8
1570	594380.57	4782462.09	0.10	0	N	50	21.9	-25.2	0.0	-6.0	0.0	0.0	2.8
1570	594380.57	4782462.09	0.10	0	N	63	29.2	-25.2	0.0	-5.8	0.0	0.0	9.8
1570	594380.57	4782462.09	0.10	0	N	80	33.4	-25.2	0.0	-5.7	0.0	0.0	13.9
1570	594380.57	4782462.09	0.10	0	N	100	35.7	-25.2	0.0	-5.5	0.0	0.0	16.0
1570	594380.57	4782462.09	0.10	0	N	125	37.2	-25.2	0.0	-5.2	0.0	0.0	17.2
1570	594380.57	4782462.09	0.10	0	N	160	39.0	-25.2	0.0	-4.5	0.0	0.0	18.3
1570	594380.57	4782462.09	0.10	0	N	200	41.0	-25.2	0.0	-3.3	0.0	0.0	19.1
1570	594380.57	4782462.09	0.10	0	N	250	44.2	-25.2	0.0	-0.4	0.0	0.0	19.5
1570	594380.57	4782462.09	0.10	0	N	315	44.7	-25.2	0.0	4.0	0.0	0.0	15.6
1570	594380.57	4782462.09	0.10	0	N	400	45.1	-25.2	0.0	11.6	0.0	0.0	8.4
1570	594380.57	4782462.09	0.10	0	N	500	47.5	-25.2	0.0	20.6	0.0	0.0	1.8
1586	594645.67	4782379.30	0.10	0	D	50	22.0	-25.0	0.0	-6.0	0.0	0.0	3.0
1586	594645.67	4782379.30	0.10	0	D	63	29.3	-25.0	0.0	-5.8	0.0	0.0	10.0
1586	594645.67	4782379.30	0.10	0	D	80	33.5	-25.0	0.0	-5.6	0.0	0.0	14.1
1586	594645.67	4782379.30	0.10	0	D	100	35.8	-25.0	0.0	-5.4	0.0	0.0	16.1
1586	594645.67	4782379.30	0.10	0	D	125	37.3	-25.0	0.0	-5.0	0.0	0.0	17.3
1586	594645.67	4782379.30	0.10	0	D	160	39.1	-25.0	0.0	-4.2	0.0	0.0	18.2
1586	594645.67	4782379.30	0.10	0	D	200	41.1	-25.0	0.0	-2.6	0.0	0.0	18.6
1586	594645.67	4782379.30	0.10	0	D	250	44.3	-25.0	0.0	2.3	0.0	0.0	16.9

Road, TNM, Name: "Rymal 7 eastbound", ID: "!02!Rymal7_EB"													
Nr.	X	Y	Z	Refl.	DEN	Freq.	Lw	Ad	Aair	Agr	Afol	RL	Lr
	(m)	(m)	(m)			(Hz)	dB(A)	(dB)	(dB)	(dB)	(dB)	(dB)	dB(A)
1586	594645.67	4782379.30	0.10	0	D	315	44.8	-25.0	0.0	8.7	0.0	0.0	11.1
1586	594645.67	4782379.30	0.10	0	D	400	45.2	-25.0	0.0	18.2	0.0	0.0	2.0
1586	594645.67	4782379.30	0.10	0	N	50	21.9	-25.0	0.0	-6.0	0.0	0.0	2.9
1586	594645.67	4782379.30	0.10	0	N	63	29.2	-25.0	0.0	-5.8	0.0	0.0	10.0
1586	594645.67	4782379.30	0.10	0	N	80	33.4	-25.0	0.0	-5.6	0.0	0.0	14.0
1586	594645.67	4782379.30	0.10	0	N	100	35.7	-25.0	0.0	-5.4	0.0	0.0	16.1
1586	594645.67	4782379.30	0.10	0	N	125	37.2	-25.0	0.0	-5.0	0.0	0.0	17.2
1586	594645.67	4782379.30	0.10	0	N	160	39.0	-25.0	0.0	-4.2	0.0	0.0	18.1
1586	594645.67	4782379.30	0.10	0	N	200	41.0	-25.0	0.0	-2.6	0.0	0.0	18.6
1586	594645.67	4782379.30	0.10	0	N	250	44.2	-25.0	0.0	2.3	0.0	0.0	16.9
1586	594645.67	4782379.30	0.10	0	N	315	44.7	-25.0	0.0	8.7	0.0	0.0	11.0
1586	594645.67	4782379.30	0.10	0	N	400	45.1	-25.0	0.0	18.2	0.0	0.0	1.9

Road, TNM, Name: "Rymal 7 westbound", ID: "!02!Rymal7_WB"													
Nr.	X	Y	Z	Refl.	DEN	Freq.	Lw	Ad	Aair	Agr	Afol	RL	Lr
	(m)	(m)	(m)			(Hz)	dB(A)	(dB)	(dB)	(dB)	(dB)	(dB)	dB(A)
1602	594713.11	4782366.91	0.10	0	D	63	28.9	-27.8	0.0	-5.8	0.0	0.0	6.9
1602	594713.11	4782366.91	0.10	0	D	80	33.1	-27.8	0.0	-5.6	0.0	0.0	11.0
1602	594713.11	4782366.91	0.10	0	D	100	35.4	-27.8	0.0	-5.4	0.0	0.0	13.0
1602	594713.11	4782366.91	0.10	0	D	125	36.9	-27.8	0.0	-4.9	0.0	0.0	14.1
1602	594713.11	4782366.91	0.10	0	D	160	38.7	-27.8	0.0	-4.1	0.0	0.0	15.0
1602	594713.11	4782366.91	0.10	0	D	200	40.7	-27.8	0.0	-2.5	0.0	0.0	15.4
1602	594713.11	4782366.91	0.10	0	D	250	43.9	-27.8	0.0	3.0	0.0	0.0	13.1
1602	594713.11	4782366.91	0.10	0	D	315	44.4	-27.8	0.0	9.8	0.0	0.0	6.9
1602	594713.11	4782366.91	0.10	0	N	63	28.8	-27.8	0.0	-5.8	0.0	0.0	6.8
1602	594713.11	4782366.91	0.10	0	N	80	33.1	-27.8	0.0	-5.6	0.0	0.0	10.9
1602	594713.11	4782366.91	0.10	0	N	100	35.3	-27.8	0.0	-5.4	0.0	0.0	12.9
1602	594713.11	4782366.91	0.10	0	N	125	36.9	-27.8	0.0	-4.9	0.0	0.0	14.0
1602	594713.11	4782366.91	0.10	0	N	160	38.6	-27.8	0.0	-4.1	0.0	0.0	14.9
1602	594713.11	4782366.91	0.10	0	N	200	40.6	-27.8	0.0	-2.5	0.0	0.0	15.3
1602	594713.11	4782366.91	0.10	0	N	250	43.9	-27.8	0.0	3.0	0.0	0.0	13.1
1602	594713.11	4782366.91	0.10	0	N	315	44.4	-27.8	0.0	9.8	0.0	0.0	6.8
1618	594471.24	4782440.52	0.10	0	D	50	21.6	-24.7	0.0	-6.0	0.0	0.0	3.0
1618	594471.24	4782440.52	0.10	0	D	63	28.9	-24.7	0.0	-5.8	0.0	0.0	10.0
1618	594471.24	4782440.52	0.10	0	D	80	33.1	-24.7	0.0	-5.7	0.0	0.0	14.1
1618	594471.24	4782440.52	0.10	0	D	100	35.4	-24.7	0.0	-5.4	0.0	0.0	16.2
1618	594471.24	4782440.52	0.10	0	D	125	36.9	-24.7	0.0	-5.1	0.0	0.0	17.3
1618	594471.24	4782440.52	0.10	0	D	160	38.7	-24.7	0.0	-4.4	0.0	0.0	18.3
1618	594471.24	4782440.52	0.10	0	D	200	40.7	-24.7	0.0	-3.0	0.0	0.0	19.0
1618	594471.24	4782440.52	0.10	0	D	250	43.9	-24.7	0.0	0.5	0.0	0.0	18.7
1618	594471.24	4782440.52	0.10	0	D	315	44.4	-24.7	0.0	5.6	0.0	0.0	14.1
1618	594471.24	4782440.52	0.10	0	D	400	44.8	-24.7	0.0	14.0	0.0	0.0	6.1
1618	594471.24	4782440.52	0.10	0	N	50	21.6	-24.7	0.0	-6.0	0.0	0.0	2.9
1618	594471.24	4782440.52	0.10	0	N	63	28.8	-24.7	0.0	-5.8	0.0	0.0	10.0
1618	594471.24	4782440.52	0.10	0	N	80	33.1	-24.7	0.0	-5.7	0.0	0.0	14.0
1618	594471.24	4782440.52	0.10	0	N	100	35.3	-24.7	0.0	-5.4	0.0	0.0	16.1
1618	594471.24	4782440.52	0.10	0	N	125	36.9	-24.7	0.0	-5.1	0.0	0.0	17.3
1618	594471.24	4782440.52	0.10	0	N	160	38.6	-24.7	0.0	-4.4	0.0	0.0	18.3
1618	594471.24	4782440.52	0.10	0	N	200	40.6	-24.7	0.0	-3.0	0.0	0.0	19.0
1618	594471.24	4782440.52	0.10	0	N	250	43.9	-24.7	0.0	0.5	0.0	0.0	18.7
1618	594471.24	4782440.52	0.10	0	N	315	44.4	-24.7	0.0	5.6	0.0	0.0	14.1
1618	594471.24	4782440.52	0.10	0	N	400	44.8	-24.7	0.0	14.0	0.0	0.0	6.0
1634	594326.55	4782484.55	0.10	0	D	63	28.9	-29.5	0.0	-5.8	0.0	0.0	5.3
1634	594326.55	4782484.55	0.10	0	D	80	33.1	-29.5	0.0	-5.7	0.0	0.0	9.3
1634	594326.55	4782484.55	0.10	0	D	100	35.4	-29.5	0.0	-5.5	0.0	0.0	11.4
1634	594326.55	4782484.55	0.10	0	D	125	36.9	-29.5	0.0	-5.2	0.0	0.0	12.7
1634	594326.55	4782484.55	0.10	0	D	160	38.7	-29.5	0.0	-4.6	0.0	0.0	13.8
1634	594326.55	4782484.55	0.10	0	D	200	40.7	-29.5	0.0	-3.5	0.0	0.0	14.7
1634	594326.55	4782484.55	0.10	0	D	250	43.9	-29.5	0.0	-1.0	0.0	0.0	15.4
1634	594326.55	4782484.55	0.10	0	D	315	44.4	-29.5	0.0	3.0	0.0	0.0	12.0
1634	594326.55	4782484.55	0.10	0	D	400	44.8	-29.5	0.0	9.9	0.0	0.0	5.4
1634	594326.55	4782484.55	0.10	0	N	63	28.8	-29.5	0.0	-5.8	0.0	0.0	5.2
1634	594326.55	4782484.55	0.10	0	N	80	33.1	-29.5	0.0	-5.7	0.0	0.0	9.3

Road, TNM, Name: "Rymal 7 westbound", ID: "!02!Rymal7_WB"													
Nr.	X	Y	Z	Refl.	DEN	Freq.	Lw	Ad	Aair	Agr	Afol	RL	Lr
	(m)	(m)	(m)			(Hz)	dB(A)	(dB)	(dB)	(dB)	(dB)	(dB)	dB(A)
1634	594326.55	4782484.55	0.10	0	N	100	35.3	-29.5	0.0	-5.5	0.0	0.0	11.4
1634	594326.55	4782484.55	0.10	0	N	125	36.9	-29.5	0.0	-5.2	0.0	0.0	12.6
1634	594326.55	4782484.55	0.10	0	N	160	38.6	-29.5	0.0	-4.6	0.0	0.0	13.7
1634	594326.55	4782484.55	0.10	0	N	200	40.6	-29.5	0.0	-3.5	0.0	0.0	14.7
1634	594326.55	4782484.55	0.10	0	N	250	43.9	-29.5	0.0	-1.0	0.0	0.0	15.4
1634	594326.55	4782484.55	0.10	0	N	315	44.4	-29.5	0.0	3.0	0.0	0.0	11.9
1634	594326.55	4782484.55	0.10	0	N	400	44.8	-29.5	0.0	9.9	0.0	0.0	5.3
1650	594706.99	4782370.34	0.10	0	D	50	21.6	-27.5	0.0	-6.0	0.0	0.0	0.2
1650	594706.99	4782370.34	0.10	0	D	63	28.9	-27.5	0.0	-5.8	0.0	0.0	7.2
1650	594706.99	4782370.34	0.10	0	D	80	33.1	-27.5	0.0	-5.6	0.0	0.0	11.3
1650	594706.99	4782370.34	0.10	0	D	100	35.4	-27.5	0.0	-5.4	0.0	0.0	13.3
1650	594706.99	4782370.34	0.10	0	D	125	36.9	-27.5	0.0	-5.0	0.0	0.0	14.4
1650	594706.99	4782370.34	0.10	0	D	160	38.7	-27.5	0.0	-4.1	0.0	0.0	15.3
1650	594706.99	4782370.34	0.10	0	D	200	40.7	-27.5	0.0	-2.5	0.0	0.0	15.7
1650	594706.99	4782370.34	0.10	0	D	250	43.9	-27.5	0.0	2.9	0.0	0.0	13.5
1650	594706.99	4782370.34	0.10	0	D	315	44.4	-27.5	0.0	9.7	0.0	0.0	7.3
1650	594706.99	4782370.34	0.10	0	N	50	21.6	-27.5	0.0	-6.0	0.0	0.0	0.1
1650	594706.99	4782370.34	0.10	0	N	63	28.8	-27.5	0.0	-5.8	0.0	0.0	7.1
1650	594706.99	4782370.34	0.10	0	N	80	33.1	-27.5	0.0	-5.6	0.0	0.0	11.2
1650	594706.99	4782370.34	0.10	0	N	100	35.3	-27.5	0.0	-5.4	0.0	0.0	13.2
1650	594706.99	4782370.34	0.10	0	N	125	36.9	-27.5	0.0	-5.0	0.0	0.0	14.4
1650	594706.99	4782370.34	0.10	0	N	160	38.6	-27.5	0.0	-4.1	0.0	0.0	15.3
1650	594706.99	4782370.34	0.10	0	N	200	40.6	-27.5	0.0	-2.5	0.0	0.0	15.6
1650	594706.99	4782370.34	0.10	0	N	250	43.9	-27.5	0.0	2.9	0.0	0.0	13.4
1650	594706.99	4782370.34	0.10	0	N	315	44.4	-27.5	0.0	9.7	0.0	0.0	7.2
1666	594452.01	4782447.94	0.10	0	D	50	21.6	-24.1	0.0	-6.0	0.0	0.0	3.5
1666	594452.01	4782447.94	0.10	0	D	63	28.9	-24.1	0.0	-5.8	0.0	0.0	10.6
1666	594452.01	4782447.94	0.10	0	D	80	33.1	-24.1	0.0	-5.7	0.0	0.0	14.7
1666	594452.01	4782447.94	0.10	0	D	100	35.4	-24.1	0.0	-5.5	0.0	0.0	16.7
1666	594452.01	4782447.94	0.10	0	D	125	36.9	-24.1	0.0	-5.1	0.0	0.0	17.9
1666	594452.01	4782447.94	0.10	0	D	160	38.7	-24.1	0.0	-4.4	0.0	0.0	18.9
1666	594452.01	4782447.94	0.10	0	D	200	40.7	-24.1	0.0	-3.1	0.0	0.0	19.7
1666	594452.01	4782447.94	0.10	0	D	250	43.9	-24.1	0.0	0.3	0.0	0.0	19.5
1666	594452.01	4782447.94	0.10	0	D	315	44.4	-24.1	0.0	5.2	0.0	0.0	15.1
1666	594452.01	4782447.94	0.10	0	D	400	44.8	-24.1	0.0	13.5	0.0	0.0	7.2
1666	594452.01	4782447.94	0.10	0	D	500	47.2	-24.1	0.0	22.3	0.0	0.0	0.8
1666	594452.01	4782447.94	0.10	0	N	50	21.6	-24.1	0.0	-6.0	0.0	0.0	3.5
1666	594452.01	4782447.94	0.10	0	N	63	28.8	-24.1	0.0	-5.8	0.0	0.0	10.5
1666	594452.01	4782447.94	0.10	0	N	80	33.1	-24.1	0.0	-5.7	0.0	0.0	14.6
1666	594452.01	4782447.94	0.10	0	N	100	35.3	-24.1	0.0	-5.5	0.0	0.0	16.7
1666	594452.01	4782447.94	0.10	0	N	125	36.9	-24.1	0.0	-5.1	0.0	0.0	17.8
1666	594452.01	4782447.94	0.10	0	N	160	38.6	-24.1	0.0	-4.4	0.0	0.0	18.9
1666	594452.01	4782447.94	0.10	0	N	200	40.6	-24.1	0.0	-3.1	0.0	0.0	19.6
1666	594452.01	4782447.94	0.10	0	N	250	43.9	-24.1	0.0	0.3	0.0	0.0	19.4
1666	594452.01	4782447.94	0.10	0	N	315	44.4	-24.1	0.0	5.2	0.0	0.0	15.0
1666	594452.01	4782447.94	0.10	0	N	400	44.8	-24.1	0.0	13.5	0.0	0.0	7.1
1666	594452.01	4782447.94	0.10	0	N	500	47.1	-24.1	0.0	22.3	0.0	0.0	0.7
1682	594313.87	4782489.98	0.10	0	D	63	28.9	-32.7	0.0	-5.8	0.0	0.0	2.0
1682	594313.87	4782489.98	0.10	0	D	80	33.1	-32.7	0.0	-5.7	0.0	0.0	6.1
1682	594313.87	4782489.98	0.10	0	D	100	35.4	-32.7	0.0	-5.5	0.0	0.0	8.2
1682	594313.87	4782489.98	0.10	0	D	125	36.9	-32.7	0.0	-5.2	0.0	0.0	9.4
1682	594313.87	4782489.98	0.10	0	D	160	38.7	-32.7	0.0	-4.6	0.0	0.0	10.6
1682	594313.87	4782489.98	0.10	0	D	200	40.7	-32.7	0.0	-3.6	0.0	0.0	11.5
1682	594313.87	4782489.98	0.10	0	D	250	43.9	-32.7	0.0	-1.1	0.0	0.0	12.3
1682	594313.87	4782489.98	0.10	0	D	315	44.4	-32.7	0.0	2.7	0.0	0.0	9.0
1682	594313.87	4782489.98	0.10	0	D	400	44.8	-32.7	0.0	9.5	0.0	0.0	2.6
1682	594313.87	4782489.98	0.10	0	N	63	28.8	-32.7	0.0	-5.8	0.0	0.0	2.0
1682	594313.87	4782489.98	0.10	0	N	80	33.1	-32.7	0.0	-5.7	0.0	0.0	6.1
1682	594313.87	4782489.98	0.10	0	N	100	35.3	-32.7	0.0	-5.5	0.0	0.0	8.2
1682	594313.87	4782489.98	0.10	0	N	125	36.9	-32.7	0.0	-5.2	0.0	0.0	9.4
1682	594313.87	4782489.98	0.10	0	N	160	38.6	-32.7	0.0	-4.6	0.0	0.0	10.5
1682	594313.87	4782489.98	0.10	0	N	200	40.6	-32.7	0.0	-3.6	0.0	0.0	11.5
1682	594313.87	4782489.98	0.10	0	N	250	43.9	-32.7	0.0	-1.1	0.0	0.0	12.3

Road, TNM, Name: "Rymal 7 westbound", ID: "!02!Rymal7_WB"													
Nr.	X	Y	Z	Refl.	DEN	Freq.	Lw	Ad	Aair	Agr	Afol	RL	Lr
	(m)	(m)	(m)			(Hz)	dB(A)	(dB)	(dB)	(dB)	(dB)	(dB)	dB(A)
1682	594313.87	4782489.98	0.10	0	N	315	44.4	-32.7	0.0	2.7	0.0	0.0	8.9
1682	594313.87	4782489.98	0.10	0	N	400	44.8	-32.7	0.0	9.5	0.0	0.0	2.5

Road, TNM, Name: "Nebo south", ID: "!02!nebo_s"													
Nr.	X	Y	Z	Refl.	DEN	Freq.	Lw	Ad	Aair	Agr	Afol	RL	Lr
	(m)	(m)	(m)			(Hz)	dB(A)	(dB)	(dB)	(dB)	(dB)	(dB)	dB(A)
1698	594297.53	4782467.20	0.10	0	D	63	26.8	-30.7	0.0	-5.8	0.0	0.0	2.0
1698	594297.53	4782467.20	0.10	0	D	80	30.6	-30.7	0.0	-5.7	0.0	0.0	5.6
1698	594297.53	4782467.20	0.10	0	D	100	32.9	-30.7	0.0	-5.5	0.0	0.0	7.7
1698	594297.53	4782467.20	0.10	0	D	125	34.6	-30.7	0.0	-5.2	0.0	0.0	9.2
1698	594297.53	4782467.20	0.10	0	D	160	36.6	-30.7	0.0	-4.6	0.0	0.0	10.5
1698	594297.53	4782467.20	0.10	0	D	200	38.6	-30.7	0.0	-3.6	0.0	0.0	11.5
1698	594297.53	4782467.20	0.10	0	D	250	41.8	-30.7	0.0	-1.2	0.0	0.0	12.3
1698	594297.53	4782467.20	0.10	0	D	315	41.4	-30.7	0.0	2.6	0.0	0.0	8.1
1698	594297.53	4782467.20	0.10	0	D	400	40.7	-30.7	0.0	9.3	0.0	0.0	0.6
1698	594297.53	4782467.20	0.10	0	N	63	26.8	-30.7	0.0	-5.8	0.0	0.0	1.9
1698	594297.53	4782467.20	0.10	0	N	80	30.5	-30.7	0.0	-5.7	0.0	0.0	5.5
1698	594297.53	4782467.20	0.10	0	N	100	32.8	-30.7	0.0	-5.5	0.0	0.0	7.7
1698	594297.53	4782467.20	0.10	0	N	125	34.5	-30.7	0.0	-5.2	0.0	0.0	9.1
1698	594297.53	4782467.20	0.10	0	N	160	36.5	-30.7	0.0	-4.6	0.0	0.0	10.4
1698	594297.53	4782467.20	0.10	0	N	200	38.5	-30.7	0.0	-3.6	0.0	0.0	11.4
1698	594297.53	4782467.20	0.10	0	N	250	41.7	-30.7	0.0	-1.2	0.0	0.0	12.2
1698	594297.53	4782467.20	0.10	0	N	315	41.4	-30.7	0.0	2.6	0.0	0.0	8.1
1698	594297.53	4782467.20	0.10	0	N	400	40.6	-30.7	0.0	9.3	0.0	0.0	0.6
1714	594291.96	4782448.60	0.10	0	D	125	34.6	-39.8	0.0	-5.2	0.0	0.0	0.1
1714	594291.96	4782448.60	0.10	0	D	160	36.6	-39.8	0.0	-4.6	0.0	0.0	1.4
1714	594291.96	4782448.60	0.10	0	D	200	38.6	-39.8	0.0	-3.6	0.0	0.0	2.4
1714	594291.96	4782448.60	0.10	0	D	250	41.8	-39.8	0.0	-1.2	0.0	0.0	3.2
1714	594291.96	4782448.60	0.10	0	N	125	34.5	-39.8	0.0	-5.2	0.0	0.0	0.0
1714	594291.96	4782448.60	0.10	0	N	160	36.5	-39.8	0.0	-4.6	0.0	0.0	1.4
1714	594291.96	4782448.60	0.10	0	N	200	38.5	-39.8	0.0	-3.6	0.0	0.0	2.4
1714	594291.96	4782448.60	0.10	0	N	250	41.7	-39.8	0.0	-1.2	0.0	0.0	3.1
1730	594287.93	4782435.13	0.10	0	D	63	26.8	-32.4	0.0	-5.8	0.0	0.0	0.3
1730	594287.93	4782435.13	0.10	0	D	80	30.6	-32.4	0.0	-5.7	0.0	0.0	3.9
1730	594287.93	4782435.13	0.10	0	D	100	32.9	-32.4	0.0	-5.5	0.0	0.0	6.0
1730	594287.93	4782435.13	0.10	0	D	125	34.6	-32.4	0.0	-5.2	0.0	0.0	7.4
1730	594287.93	4782435.13	0.10	0	D	160	36.6	-32.4	0.0	-4.6	0.0	0.0	8.8
1730	594287.93	4782435.13	0.10	0	D	200	38.6	-32.4	0.0	-3.6	0.0	0.0	9.8
1730	594287.93	4782435.13	0.10	0	D	250	41.8	-32.4	0.0	-1.1	0.0	0.0	10.5
1730	594287.93	4782435.13	0.10	0	D	315	41.4	-32.4	0.0	2.7	0.0	0.0	6.3
1730	594287.93	4782435.13	0.10	0	N	63	26.8	-32.4	0.0	-5.8	0.0	0.0	0.2
1730	594287.93	4782435.13	0.10	0	N	80	30.5	-32.4	0.0	-5.7	0.0	0.0	3.8
1730	594287.93	4782435.13	0.10	0	N	100	32.8	-32.4	0.0	-5.5	0.0	0.0	6.0
1730	594287.93	4782435.13	0.10	0	N	125	34.5	-32.4	0.0	-5.2	0.0	0.0	7.4
1730	594287.93	4782435.13	0.10	0	N	160	36.5	-32.4	0.0	-4.6	0.0	0.0	8.7
1730	594287.93	4782435.13	0.10	0	N	200	38.5	-32.4	0.0	-3.6	0.0	0.0	9.7
1730	594287.93	4782435.13	0.10	0	N	250	41.7	-32.4	0.0	-1.1	0.0	0.0	10.5
1730	594287.93	4782435.13	0.10	0	N	315	41.4	-32.4	0.0	2.7	0.0	0.0	6.3
1746	594278.49	4782403.64	0.10	0	D	63	26.8	-30.1	0.0	-5.8	0.0	0.0	2.6
1746	594278.49	4782403.64	0.10	0	D	80	30.6	-30.1	0.0	-5.7	0.0	0.0	6.2
1746	594278.49	4782403.64	0.10	0	D	100	32.9	-30.1	0.0	-5.5	0.0	0.0	8.3
1746	594278.49	4782403.64	0.10	0	D	125	34.6	-30.1	0.0	-5.2	0.0	0.0	9.7
1746	594278.49	4782403.64	0.10	0	D	160	36.6	-30.1	0.0	-4.6	0.0	0.0	11.1
1746	594278.49	4782403.64	0.10	0	D	200	38.6	-30.1	0.0	-3.5	0.0	0.0	12.1
1746	594278.49	4782403.64	0.10	0	D	250	41.8	-30.1	0.0	-1.1	0.0	0.0	12.8
1746	594278.49	4782403.64	0.10	0	D	315	41.4	-30.1	0.0	2.8	0.0	0.0	8.5
1746	594278.49	4782403.64	0.10	0	D	400	40.7	-30.1	0.0	9.7	0.0	0.0	0.9
1746	594278.49	4782403.64	0.10	0	N	63	26.8	-30.1	0.0	-5.8	0.0	0.0	2.5
1746	594278.49	4782403.64	0.10	0	N	80	30.5	-30.1	0.0	-5.7	0.0	0.0	6.1
1746	594278.49	4782403.64	0.10	0	N	100	32.8	-30.1	0.0	-5.5	0.0	0.0	8.3
1746	594278.49	4782403.64	0.10	0	N	125	34.5	-30.1	0.0	-5.2	0.0	0.0	9.7
1746	594278.49	4782403.64	0.10	0	N	160	36.5	-30.1	0.0	-4.6	0.0	0.0	11.0
1746	594278.49	4782403.64	0.10	0	N	200	38.5	-30.1	0.0	-3.5	0.0	0.0	12.0

Road, TNM, Name: "Nebo south", ID: "!02!nebo_s"													
Nr.	X	Y	Z	Refl.	DEN	Freq.	Lw	Ad	Aair	Agr	Afol	RL	Lr
	(m)	(m)	(m)			(Hz)	dB(A)	(dB)	(dB)	(dB)	(dB)	(dB)	dB(A)
1746	594278.49	4782403.64	0.10	0	N	250	41.7	-30.1	0.0	-1.1	0.0	0.0	12.7
1746	594278.49	4782403.64	0.10	0	N	315	41.4	-30.1	0.0	2.8	0.0	0.0	8.4
1746	594278.49	4782403.64	0.10	0	N	400	40.6	-30.1	0.0	9.7	0.0	0.0	0.8
1762	594269.54	4782373.73	0.10	0	D	80	30.6	-33.4	0.0	-5.7	0.0	0.0	2.9
1762	594269.54	4782373.73	0.10	0	D	100	32.9	-33.4	0.0	-5.5	0.0	0.0	5.0
1762	594269.54	4782373.73	0.10	0	D	125	34.6	-33.4	0.0	-5.2	0.0	0.0	6.4
1762	594269.54	4782373.73	0.10	0	D	160	36.6	-33.4	0.0	-4.6	0.0	0.0	7.8
1762	594269.54	4782373.73	0.10	0	D	200	38.6	-33.4	0.0	-3.5	0.0	0.0	8.7
1762	594269.54	4782373.73	0.10	0	D	250	41.8	-33.4	0.0	-1.0	0.0	0.0	9.4
1762	594269.54	4782373.73	0.10	0	D	315	41.4	-33.4	0.0	3.0	0.0	0.0	5.1
1762	594269.54	4782373.73	0.10	0	N	80	30.5	-33.4	0.0	-5.7	0.0	0.0	2.8
1762	594269.54	4782373.73	0.10	0	N	100	32.8	-33.4	0.0	-5.5	0.0	0.0	5.0
1762	594269.54	4782373.73	0.10	0	N	125	34.5	-33.4	0.0	-5.2	0.0	0.0	6.4
1762	594269.54	4782373.73	0.10	0	N	160	36.5	-33.4	0.0	-4.6	0.0	0.0	7.7
1762	594269.54	4782373.73	0.10	0	N	200	38.5	-33.4	0.0	-3.5	0.0	0.0	8.7
1762	594269.54	4782373.73	0.10	0	N	250	41.7	-33.4	0.0	-1.0	0.0	0.0	9.3
1762	594269.54	4782373.73	0.10	0	N	315	41.4	-33.4	0.0	3.0	0.0	0.0	5.0
1778	594262.64	4782350.69	0.10	0	D	63	26.8	-32.2	0.0	-5.8	0.0	0.0	0.4
1778	594262.64	4782350.69	0.10	0	D	80	30.6	-32.2	0.0	-5.7	0.0	0.0	4.1
1778	594262.64	4782350.69	0.10	0	D	100	32.9	-32.2	0.0	-5.5	0.0	0.0	6.2
1778	594262.64	4782350.69	0.10	0	D	125	34.6	-32.2	0.0	-5.2	0.0	0.0	7.6
1778	594262.64	4782350.69	0.10	0	D	160	36.6	-32.2	0.0	-4.6	0.0	0.0	8.9
1778	594262.64	4782350.69	0.10	0	D	200	38.6	-32.2	0.0	-3.5	0.0	0.0	9.8
1778	594262.64	4782350.69	0.10	0	D	250	41.8	-32.2	0.0	-0.9	0.0	0.0	10.4
1778	594262.64	4782350.69	0.10	0	D	315	41.4	-32.2	0.0	3.2	0.0	0.0	6.1
1778	594262.64	4782350.69	0.10	0	N	63	26.8	-32.2	0.0	-5.8	0.0	0.0	0.4
1778	594262.64	4782350.69	0.10	0	N	80	30.5	-32.2	0.0	-5.7	0.0	0.0	4.0
1778	594262.64	4782350.69	0.10	0	N	100	32.8	-32.2	0.0	-5.5	0.0	0.0	6.1
1778	594262.64	4782350.69	0.10	0	N	125	34.5	-32.2	0.0	-5.2	0.0	0.0	7.5
1778	594262.64	4782350.69	0.10	0	N	160	36.5	-32.2	0.0	-4.6	0.0	0.0	8.8
1778	594262.64	4782350.69	0.10	0	N	200	38.5	-32.2	0.0	-3.5	0.0	0.0	9.8
1778	594262.64	4782350.69	0.10	0	N	250	41.7	-32.2	0.0	-0.9	0.0	0.0	10.4
1778	594262.64	4782350.69	0.10	0	N	315	41.4	-32.2	0.0	3.2	0.0	0.0	6.0
1794	594294.72	4782468.30	0.10	0	D	63	26.8	-30.7	0.0	-5.8	0.0	0.0	2.0
1794	594294.72	4782468.30	0.10	0	D	80	30.6	-30.7	0.0	-5.7	0.0	0.0	5.6
1794	594294.72	4782468.30	0.10	0	D	100	32.9	-30.7	0.0	-5.5	0.0	0.0	7.7
1794	594294.72	4782468.30	0.10	0	D	125	34.6	-30.7	0.0	-5.2	0.0	0.0	9.2
1794	594294.72	4782468.30	0.10	0	D	160	36.6	-30.7	0.0	-4.6	0.0	0.0	10.5
1794	594294.72	4782468.30	0.10	0	D	200	38.6	-30.7	0.0	-3.6	0.0	0.0	11.5
1794	594294.72	4782468.30	0.10	0	D	250	41.8	-30.7	0.0	-1.2	0.0	0.0	12.3
1794	594294.72	4782468.30	0.10	0	D	315	41.4	-30.7	0.0	2.6	0.0	0.0	8.2
1794	594294.72	4782468.30	0.10	0	D	400	40.7	-30.7	0.0	9.3	0.0	0.0	0.7
1794	594294.72	4782468.30	0.10	0	N	63	26.8	-30.7	0.0	-5.8	0.0	0.0	1.9
1794	594294.72	4782468.30	0.10	0	N	80	30.5	-30.7	0.0	-5.7	0.0	0.0	5.5
1794	594294.72	4782468.30	0.10	0	N	100	32.8	-30.7	0.0	-5.5	0.0	0.0	7.7
1794	594294.72	4782468.30	0.10	0	N	125	34.5	-30.7	0.0	-5.2	0.0	0.0	9.1
1794	594294.72	4782468.30	0.10	0	N	160	36.5	-30.7	0.0	-4.6	0.0	0.0	10.4
1794	594294.72	4782468.30	0.10	0	N	200	38.5	-30.7	0.0	-3.6	0.0	0.0	11.4
1794	594294.72	4782468.30	0.10	0	N	250	41.7	-30.7	0.0	-1.2	0.0	0.0	12.3
1794	594294.72	4782468.30	0.10	0	N	315	41.4	-30.7	0.0	2.6	0.0	0.0	8.1
1794	594294.72	4782468.30	0.10	0	N	400	40.6	-30.7	0.0	9.3	0.0	0.0	0.7
1810	594289.23	4782449.94	0.10	0	D	125	34.6	-39.7	0.0	-5.2	0.0	0.0	0.1
1810	594289.23	4782449.94	0.10	0	D	160	36.6	-39.7	0.0	-4.6	0.0	0.0	1.5
1810	594289.23	4782449.94	0.10	0	D	200	38.6	-39.7	0.0	-3.6	0.0	0.0	2.5
1810	594289.23	4782449.94	0.10	0	D	250	41.8	-39.7	0.0	-1.2	0.0	0.0	3.2
1810	594289.23	4782449.94	0.10	0	N	125	34.5	-39.7	0.0	-5.2	0.0	0.0	0.0
1810	594289.23	4782449.94	0.10	0	N	160	36.5	-39.7	0.0	-4.6	0.0	0.0	1.4
1810	594289.23	4782449.94	0.10	0	N	200	38.5	-39.7	0.0	-3.6	0.0	0.0	2.4
1810	594289.23	4782449.94	0.10	0	N	250	41.7	-39.7	0.0	-1.2	0.0	0.0	3.2
1826	594285.22	4782436.56	0.10	0	D	63	26.8	-32.4	0.0	-5.8	0.0	0.0	0.3
1826	594285.22	4782436.56	0.10	0	D	80	30.6	-32.4	0.0	-5.7	0.0	0.0	3.9
1826	594285.22	4782436.56	0.10	0	D	100	32.9	-32.4	0.0	-5.5	0.0	0.0	6.1
1826	594285.22	4782436.56	0.10	0	D	125	34.6	-32.4	0.0	-5.2	0.0	0.0	7.5

Road, TNM, Name: "Nebo south", ID: "!02!nebo_s"													
Nr.	X	Y	Z	Refl.	DEN	Freq.	Lw	Ad	Aair	Agr	Afol	RL	Lr
	(m)	(m)	(m)			(Hz)	dB(A)	(dB)	(dB)	(dB)	(dB)	(dB)	dB(A)
1826	594285.22	4782436.56	0.10	0	D	160	36.6	-32.4	0.0	-4.6	0.0	0.0	8.8
1826	594285.22	4782436.56	0.10	0	D	200	38.6	-32.4	0.0	-3.6	0.0	0.0	9.8
1826	594285.22	4782436.56	0.10	0	D	250	41.8	-32.4	0.0	-1.2	0.0	0.0	10.6
1826	594285.22	4782436.56	0.10	0	D	315	41.4	-32.4	0.0	2.7	0.0	0.0	6.4
1826	594285.22	4782436.56	0.10	0	N	63	26.8	-32.4	0.0	-5.8	0.0	0.0	0.2
1826	594285.22	4782436.56	0.10	0	N	80	30.5	-32.4	0.0	-5.7	0.0	0.0	3.9
1826	594285.22	4782436.56	0.10	0	N	100	32.8	-32.4	0.0	-5.5	0.0	0.0	6.0
1826	594285.22	4782436.56	0.10	0	N	125	34.5	-32.4	0.0	-5.2	0.0	0.0	7.4
1826	594285.22	4782436.56	0.10	0	N	160	36.5	-32.4	0.0	-4.6	0.0	0.0	8.7
1826	594285.22	4782436.56	0.10	0	N	200	38.5	-32.4	0.0	-3.6	0.0	0.0	9.7
1826	594285.22	4782436.56	0.10	0	N	250	41.7	-32.4	0.0	-1.2	0.0	0.0	10.5
1826	594285.22	4782436.56	0.10	0	N	315	41.4	-32.4	0.0	2.7	0.0	0.0	6.3
1842	594275.85	4782405.28	0.10	0	D	63	26.8	-30.1	0.0	-5.8	0.0	0.0	2.6
1842	594275.85	4782405.28	0.10	0	D	80	30.6	-30.1	0.0	-5.7	0.0	0.0	6.2
1842	594275.85	4782405.28	0.10	0	D	100	32.9	-30.1	0.0	-5.5	0.0	0.0	8.4
1842	594275.85	4782405.28	0.10	0	D	125	34.6	-30.1	0.0	-5.2	0.0	0.0	9.8
1842	594275.85	4782405.28	0.10	0	D	160	36.6	-30.1	0.0	-4.6	0.0	0.0	11.1
1842	594275.85	4782405.28	0.10	0	D	200	38.6	-30.1	0.0	-3.5	0.0	0.0	12.1
1842	594275.85	4782405.28	0.10	0	D	250	41.8	-30.1	0.0	-1.1	0.0	0.0	12.8
1842	594275.85	4782405.28	0.10	0	D	315	41.4	-30.1	0.0	2.8	0.0	0.0	8.6
1842	594275.85	4782405.28	0.10	0	D	400	40.7	-30.1	0.0	9.6	0.0	0.0	1.0
1842	594275.85	4782405.28	0.10	0	N	63	26.8	-30.1	0.0	-5.8	0.0	0.0	2.5
1842	594275.85	4782405.28	0.10	0	N	80	30.5	-30.1	0.0	-5.7	0.0	0.0	6.2
1842	594275.85	4782405.28	0.10	0	N	100	32.8	-30.1	0.0	-5.5	0.0	0.0	8.3
1842	594275.85	4782405.28	0.10	0	N	125	34.5	-30.1	0.0	-5.2	0.0	0.0	9.7
1842	594275.85	4782405.28	0.10	0	N	160	36.5	-30.1	0.0	-4.6	0.0	0.0	11.0
1842	594275.85	4782405.28	0.10	0	N	200	38.5	-30.1	0.0	-3.5	0.0	0.0	12.0
1842	594275.85	4782405.28	0.10	0	N	250	41.7	-30.1	0.0	-1.1	0.0	0.0	12.8
1842	594275.85	4782405.28	0.10	0	N	315	41.4	-30.1	0.0	2.8	0.0	0.0	8.5
1842	594275.85	4782405.28	0.10	0	N	400	40.6	-30.1	0.0	9.6	0.0	0.0	0.9
1858	594266.96	4782375.58	0.10	0	D	80	30.6	-33.3	0.0	-5.7	0.0	0.0	2.9
1858	594266.96	4782375.58	0.10	0	D	100	32.9	-33.3	0.0	-5.5	0.0	0.0	5.1
1858	594266.96	4782375.58	0.10	0	D	125	34.6	-33.3	0.0	-5.2	0.0	0.0	6.5
1858	594266.96	4782375.58	0.10	0	D	160	36.6	-33.3	0.0	-4.6	0.0	0.0	7.8
1858	594266.96	4782375.58	0.10	0	D	200	38.6	-33.3	0.0	-3.5	0.0	0.0	8.8
1858	594266.96	4782375.58	0.10	0	D	250	41.8	-33.3	0.0	-1.0	0.0	0.0	9.4
1858	594266.96	4782375.58	0.10	0	D	315	41.4	-33.3	0.0	3.0	0.0	0.0	5.1
1858	594266.96	4782375.58	0.10	0	N	80	30.5	-33.3	0.0	-5.7	0.0	0.0	2.9
1858	594266.96	4782375.58	0.10	0	N	100	32.8	-33.3	0.0	-5.5	0.0	0.0	5.0
1858	594266.96	4782375.58	0.10	0	N	125	34.5	-33.3	0.0	-5.2	0.0	0.0	6.4
1858	594266.96	4782375.58	0.10	0	N	160	36.5	-33.3	0.0	-4.6	0.0	0.0	7.7
1858	594266.96	4782375.58	0.10	0	N	200	38.5	-33.3	0.0	-3.5	0.0	0.0	8.7
1858	594266.96	4782375.58	0.10	0	N	250	41.7	-33.3	0.0	-1.0	0.0	0.0	9.4
1858	594266.96	4782375.58	0.10	0	N	315	41.4	-33.3	0.0	3.0	0.0	0.0	5.1
1874	594259.92	4782352.08	0.10	0	D	63	26.8	-32.0	0.0	-5.8	0.0	0.0	0.6
1874	594259.92	4782352.08	0.10	0	D	80	30.6	-32.0	0.0	-5.7	0.0	0.0	4.3
1874	594259.92	4782352.08	0.10	0	D	100	32.9	-32.0	0.0	-5.5	0.0	0.0	6.4
1874	594259.92	4782352.08	0.10	0	D	125	34.6	-32.0	0.0	-5.2	0.0	0.0	7.8
1874	594259.92	4782352.08	0.10	0	D	160	36.6	-32.0	0.0	-4.6	0.0	0.0	9.1
1874	594259.92	4782352.08	0.10	0	D	200	38.6	-32.0	0.0	-3.5	0.0	0.0	10.1
1874	594259.92	4782352.08	0.10	0	D	250	41.8	-32.0	0.0	-0.9	0.0	0.0	10.7
1874	594259.92	4782352.08	0.10	0	D	315	41.4	-32.0	0.0	3.1	0.0	0.0	6.3
1874	594259.92	4782352.08	0.10	0	N	63	26.8	-32.0	0.0	-5.8	0.0	0.0	0.6
1874	594259.92	4782352.08	0.10	0	N	80	30.5	-32.0	0.0	-5.7	0.0	0.0	4.2
1874	594259.92	4782352.08	0.10	0	N	100	32.8	-32.0	0.0	-5.5	0.0	0.0	6.3
1874	594259.92	4782352.08	0.10	0	N	125	34.5	-32.0	0.0	-5.2	0.0	0.0	7.7
1874	594259.92	4782352.08	0.10	0	N	160	36.5	-32.0	0.0	-4.6	0.0	0.0	9.1
1874	594259.92	4782352.08	0.10	0	N	200	38.5	-32.0	0.0	-3.5	0.0	0.0	10.0
1874	594259.92	4782352.08	0.10	0	N	250	41.7	-32.0	0.0	-0.9	0.0	0.0	10.6
1874	594259.92	4782352.08	0.10	0	N	315	41.4	-32.0	0.0	3.1	0.0	0.0	6.3

Road, TNM, Name: "Gage north", ID: "!02!Gage_n"													
Nr.	X	Y	Z	Refl.	DEN	Freq.	Lw	Ad	Aair	Agr	Afol	RL	Lr
	(m)	(m)	(m)			(Hz)	dB(A)	(dB)	(dB)	(dB)	(dB)	(dB)	dB(A)
1890	593126.38	4782887.57	0.10	0	D	80	31.9	-35.9	0.0	-5.6	0.0	0.0	1.6
1890	593126.38	4782887.57	0.10	0	D	100	34.1	-35.9	0.0	-5.4	0.0	0.0	3.5
1890	593126.38	4782887.57	0.10	0	D	125	35.7	-35.9	0.0	-5.0	0.0	0.0	4.7
1890	593126.38	4782887.57	0.10	0	D	160	37.5	-35.9	0.0	-4.1	0.0	0.0	5.7
1890	593126.38	4782887.57	0.10	0	D	200	39.4	-35.9	0.0	-2.6	0.0	0.0	6.1
1890	593126.38	4782887.57	0.10	0	D	250	42.5	-35.9	0.0	2.4	0.0	0.0	4.2
1890	593126.38	4782887.57	0.10	0	N	80	31.8	-35.9	0.0	-5.6	0.0	0.0	1.5
1890	593126.38	4782887.57	0.10	0	N	100	34.0	-35.9	0.0	-5.4	0.0	0.0	3.5
1890	593126.38	4782887.57	0.10	0	N	125	35.6	-35.9	0.0	-5.0	0.0	0.0	4.7
1890	593126.38	4782887.57	0.10	0	N	160	37.4	-35.9	0.0	-4.1	0.0	0.0	5.6
1890	593126.38	4782887.57	0.10	0	N	200	39.3	-35.9	0.0	-2.6	0.0	0.0	6.0
1890	593126.38	4782887.57	0.10	0	N	250	42.4	-35.9	0.0	2.4	0.0	0.0	4.1
1906	593149.90	4782970.59	0.10	0	D	63	28.1	-29.9	0.0	-5.8	0.0	0.0	3.9
1906	593149.90	4782970.59	0.10	0	D	80	31.9	-29.9	0.0	-5.6	0.0	0.0	7.6
1906	593149.90	4782970.59	0.10	0	D	100	34.1	-29.9	0.0	-5.4	0.0	0.0	9.5
1906	593149.90	4782970.59	0.10	0	D	125	35.7	-29.9	0.0	-5.0	0.0	0.0	10.7
1906	593149.90	4782970.59	0.10	0	D	160	37.5	-29.9	0.0	-4.1	0.0	0.0	11.7
1906	593149.90	4782970.59	0.10	0	D	200	39.4	-29.9	0.0	-2.6	0.0	0.0	12.0
1906	593149.90	4782970.59	0.10	0	D	250	42.5	-29.9	0.0	2.5	0.0	0.0	10.1
1906	593149.90	4782970.59	0.10	0	D	315	42.3	-29.9	0.0	8.9	0.0	0.0	3.5
1906	593149.90	4782970.59	0.10	0	N	63	28.0	-29.9	0.0	-5.8	0.0	0.0	3.9
1906	593149.90	4782970.59	0.10	0	N	80	31.8	-29.9	0.0	-5.6	0.0	0.0	7.5
1906	593149.90	4782970.59	0.10	0	N	100	34.0	-29.9	0.0	-5.4	0.0	0.0	9.5
1906	593149.90	4782970.59	0.10	0	N	125	35.6	-29.9	0.0	-5.0	0.0	0.0	10.7
1906	593149.90	4782970.59	0.10	0	N	160	37.4	-29.9	0.0	-4.1	0.0	0.0	11.6
1906	593149.90	4782970.59	0.10	0	N	200	39.3	-29.9	0.0	-2.6	0.0	0.0	12.0
1906	593149.90	4782970.59	0.10	0	N	250	42.4	-29.9	0.0	2.5	0.0	0.0	10.0
1906	593149.90	4782970.59	0.10	0	N	315	42.2	-29.9	0.0	8.9	0.0	0.0	3.4
1922	593171.36	4783046.37	0.10	0	D	100	34.1	-38.7	0.0	-5.4	0.0	0.0	0.8
1922	593171.36	4783046.37	0.10	0	D	125	35.7	-38.7	0.0	-5.0	0.0	0.0	1.9
1922	593171.36	4783046.37	0.10	0	D	160	37.5	-38.7	0.0	-4.1	0.0	0.0	2.9
1922	593171.36	4783046.37	0.10	0	D	200	39.4	-38.7	0.0	-2.5	0.0	0.0	3.2
1922	593171.36	4783046.37	0.10	0	D	250	42.5	-38.7	0.0	2.6	0.0	0.0	1.2
1922	593171.36	4783046.37	0.10	0	N	100	34.0	-38.7	0.0	-5.4	0.0	0.0	0.7
1922	593171.36	4783046.37	0.10	0	N	125	35.6	-38.7	0.0	-5.0	0.0	0.0	1.9
1922	593171.36	4783046.37	0.10	0	N	160	37.4	-38.7	0.0	-4.1	0.0	0.0	2.8
1922	593171.36	4783046.37	0.10	0	N	200	39.3	-38.7	0.0	-2.5	0.0	0.0	3.2
1922	593171.36	4783046.37	0.10	0	N	250	42.4	-38.7	0.0	2.6	0.0	0.0	1.1
1938	593193.36	4783124.05	0.10	0	D	63	28.1	-30.2	0.0	-5.8	0.0	0.0	3.7
1938	593193.36	4783124.05	0.10	0	D	80	31.9	-30.2	0.0	-5.6	0.0	0.0	7.3
1938	593193.36	4783124.05	0.10	0	D	100	34.1	-30.2	0.0	-5.4	0.0	0.0	9.3
1938	593193.36	4783124.05	0.10	0	D	125	35.7	-30.2	0.0	-5.0	0.0	0.0	10.4
1938	593193.36	4783124.05	0.10	0	D	160	37.5	-30.2	0.0	-4.1	0.0	0.0	11.4
1938	593193.36	4783124.05	0.10	0	D	200	39.4	-30.2	0.0	-2.5	0.0	0.0	11.7
1938	593193.36	4783124.05	0.10	0	D	250	42.5	-30.2	0.0	2.8	0.0	0.0	9.5
1938	593193.36	4783124.05	0.10	0	D	315	42.3	-30.2	0.0	9.5	0.0	0.0	2.6
1938	593193.36	4783124.05	0.10	0	N	63	28.0	-30.2	0.0	-5.8	0.0	0.0	3.6
1938	593193.36	4783124.05	0.10	0	N	80	31.8	-30.2	0.0	-5.6	0.0	0.0	7.2
1938	593193.36	4783124.05	0.10	0	N	100	34.0	-30.2	0.0	-5.4	0.0	0.0	9.2
1938	593193.36	4783124.05	0.10	0	N	125	35.6	-30.2	0.0	-5.0	0.0	0.0	10.4
1938	593193.36	4783124.05	0.10	0	N	160	37.4	-30.2	0.0	-4.1	0.0	0.0	11.3
1938	593193.36	4783124.05	0.10	0	N	200	39.3	-30.2	0.0	-2.5	0.0	0.0	11.7
1938	593193.36	4783124.05	0.10	0	N	250	42.4	-30.2	0.0	2.8	0.0	0.0	9.4
1938	593193.36	4783124.05	0.10	0	N	315	42.2	-30.2	0.0	9.5	0.0	0.0	2.5
1954	593132.11	4782885.79	0.10	0	D	80	31.9	-35.9	0.0	-5.6	0.0	0.0	1.6
1954	593132.11	4782885.79	0.10	0	D	100	34.1	-35.9	0.0	-5.4	0.0	0.0	3.6
1954	593132.11	4782885.79	0.10	0	D	125	35.7	-35.9	0.0	-5.0	0.0	0.0	4.7
1954	593132.11	4782885.79	0.10	0	D	160	37.5	-35.9	0.0	-4.2	0.0	0.0	5.7
1954	593132.11	4782885.79	0.10	0	D	200	39.4	-35.9	0.0	-2.6	0.0	0.0	6.1
1954	593132.11	4782885.79	0.10	0	D	250	42.5	-35.9	0.0	2.3	0.0	0.0	4.2
1954	593132.11	4782885.79	0.10	0	N	80	31.8	-35.9	0.0	-5.6	0.0	0.0	1.5
1954	593132.11	4782885.79	0.10	0	N	100	34.0	-35.9	0.0	-5.4	0.0	0.0	3.5
1954	593132.11	4782885.79	0.10	0	N	125	35.6	-35.9	0.0	-5.0	0.0	0.0	4.7

Road, TNM, Name: "Gage north", ID: "!02!Gage_n"													
Nr.	X	Y	Z	Refl.	DEN	Freq.	Lw	Ad	Aair	Agr	Afol	RL	Lr
	(m)	(m)	(m)			(Hz)	dB(A)	(dB)	(dB)	(dB)	(dB)	(dB)	dB(A)
1954	593132.11	4782885.79	0.10	0	N	160	37.4	-35.9	0.0	-4.2	0.0	0.0	5.7
1954	593132.11	4782885.79	0.10	0	N	200	39.3	-35.9	0.0	-2.6	0.0	0.0	6.0
1954	593132.11	4782885.79	0.10	0	N	250	42.4	-35.9	0.0	2.3	0.0	0.0	4.2
1970	593155.44	4782968.16	0.10	0	D	63	28.1	-29.9	0.0	-5.8	0.0	0.0	4.0
1970	593155.44	4782968.16	0.10	0	D	80	31.9	-29.9	0.0	-5.6	0.0	0.0	7.6
1970	593155.44	4782968.16	0.10	0	D	100	34.1	-29.9	0.0	-5.4	0.0	0.0	9.6
1970	593155.44	4782968.16	0.10	0	D	125	35.7	-29.9	0.0	-5.0	0.0	0.0	10.8
1970	593155.44	4782968.16	0.10	0	D	160	37.5	-29.9	0.0	-4.1	0.0	0.0	11.7
1970	593155.44	4782968.16	0.10	0	D	200	39.4	-29.9	0.0	-2.6	0.0	0.0	12.1
1970	593155.44	4782968.16	0.10	0	D	250	42.5	-29.9	0.0	2.4	0.0	0.0	10.2
1970	593155.44	4782968.16	0.10	0	D	315	42.3	-29.9	0.0	8.8	0.0	0.0	3.6
1970	593155.44	4782968.16	0.10	0	N	63	28.0	-29.9	0.0	-5.8	0.0	0.0	3.9
1970	593155.44	4782968.16	0.10	0	N	80	31.8	-29.9	0.0	-5.6	0.0	0.0	7.5
1970	593155.44	4782968.16	0.10	0	N	100	34.0	-29.9	0.0	-5.4	0.0	0.0	9.5
1970	593155.44	4782968.16	0.10	0	N	125	35.6	-29.9	0.0	-5.0	0.0	0.0	10.7
1970	593155.44	4782968.16	0.10	0	N	160	37.4	-29.9	0.0	-4.1	0.0	0.0	11.7
1970	593155.44	4782968.16	0.10	0	N	200	39.3	-29.9	0.0	-2.6	0.0	0.0	12.0
1970	593155.44	4782968.16	0.10	0	N	250	42.4	-29.9	0.0	2.4	0.0	0.0	10.1
1970	593155.44	4782968.16	0.10	0	N	315	42.2	-29.9	0.0	8.8	0.0	0.0	3.5
1986	593176.74	4783043.37	0.10	0	D	100	34.1	-38.7	0.0	-5.4	0.0	0.0	0.8
1986	593176.74	4783043.37	0.10	0	D	125	35.7	-38.7	0.0	-5.0	0.0	0.0	2.0
1986	593176.74	4783043.37	0.10	0	D	160	37.5	-38.7	0.0	-4.1	0.0	0.0	2.9
1986	593176.74	4783043.37	0.10	0	D	200	39.4	-38.7	0.0	-2.5	0.0	0.0	3.3
1986	593176.74	4783043.37	0.10	0	D	250	42.5	-38.7	0.0	2.5	0.0	0.0	1.3
1986	593176.74	4783043.37	0.10	0	N	100	34.0	-38.7	0.0	-5.4	0.0	0.0	0.7
1986	593176.74	4783043.37	0.10	0	N	125	35.6	-38.7	0.0	-5.0	0.0	0.0	1.9
1986	593176.74	4783043.37	0.10	0	N	160	37.4	-38.7	0.0	-4.1	0.0	0.0	2.9
1986	593176.74	4783043.37	0.10	0	N	200	39.3	-38.7	0.0	-2.5	0.0	0.0	3.2
1986	593176.74	4783043.37	0.10	0	N	250	42.4	-38.7	0.0	2.5	0.0	0.0	1.2
2002	593198.93	4783121.70	0.10	0	D	63	28.1	-30.1	0.0	-5.8	0.0	0.0	3.8
2002	593198.93	4783121.70	0.10	0	D	80	31.9	-30.1	0.0	-5.6	0.0	0.0	7.4
2002	593198.93	4783121.70	0.10	0	D	100	34.1	-30.1	0.0	-5.4	0.0	0.0	9.4
2002	593198.93	4783121.70	0.10	0	D	125	35.7	-30.1	0.0	-5.0	0.0	0.0	10.6
2002	593198.93	4783121.70	0.10	0	D	160	37.5	-30.1	0.0	-4.1	0.0	0.0	11.5
2002	593198.93	4783121.70	0.10	0	D	200	39.4	-30.1	0.0	-2.5	0.0	0.0	11.8
2002	593198.93	4783121.70	0.10	0	D	250	42.5	-30.1	0.0	2.8	0.0	0.0	9.6
2002	593198.93	4783121.70	0.10	0	D	315	42.3	-30.1	0.0	9.4	0.0	0.0	2.8
2002	593198.93	4783121.70	0.10	0	N	63	28.0	-30.1	0.0	-5.8	0.0	0.0	3.7
2002	593198.93	4783121.70	0.10	0	N	80	31.8	-30.1	0.0	-5.6	0.0	0.0	7.4
2002	593198.93	4783121.70	0.10	0	N	100	34.0	-30.1	0.0	-5.4	0.0	0.0	9.3
2002	593198.93	4783121.70	0.10	0	N	125	35.6	-30.1	0.0	-5.0	0.0	0.0	10.5
2002	593198.93	4783121.70	0.10	0	N	160	37.4	-30.1	0.0	-4.1	0.0	0.0	11.4
2002	593198.93	4783121.70	0.10	0	N	200	39.3	-30.1	0.0	-2.5	0.0	0.0	11.8
2002	593198.93	4783121.70	0.10	0	N	250	42.4	-30.1	0.0	2.8	0.0	0.0	9.6
2002	593198.93	4783121.70	0.10	0	N	315	42.2	-30.1	0.0	9.4	0.0	0.0	2.7

Road, TNM, Name: "Nebo north", ID: "!02!nebo_n"													
Nr.	X	Y	Z	Refl.	DEN	Freq.	Lw	Ad	Aair	Agr	Afol	RL	Lr
	(m)	(m)	(m)			(Hz)	dB(A)	(dB)	(dB)	(dB)	(dB)	(dB)	dB(A)
2017	594303.62	4782509.57	0.10	0	D	63	26.4	-31.8	0.0	-5.8	0.0	0.0	0.4
2017	594303.62	4782509.57	0.10	0	D	80	30.2	-31.8	0.0	-5.7	0.0	0.0	4.1
2017	594303.62	4782509.57	0.10	0	D	100	32.5	-31.8	0.0	-5.5	0.0	0.0	6.2
2017	594303.62	4782509.57	0.10	0	D	125	34.2	-31.8	0.0	-5.2	0.0	0.0	7.6
2017	594303.62	4782509.57	0.10	0	D	160	36.1	-31.8	0.0	-4.6	0.0	0.0	9.0
2017	594303.62	4782509.57	0.10	0	D	200	38.2	-31.8	0.0	-3.6	0.0	0.0	10.0
2017	594303.62	4782509.57	0.10	0	D	250	41.4	-31.8	0.0	-1.3	0.0	0.0	10.8
2017	594303.62	4782509.57	0.10	0	D	315	41.0	-31.8	0.0	2.5	0.0	0.0	6.7
2017	594303.62	4782509.57	0.10	0	N	63	26.3	-31.8	0.0	-5.8	0.0	0.0	0.3
2017	594303.62	4782509.57	0.10	0	N	80	30.1	-31.8	0.0	-5.7	0.0	0.0	4.0
2017	594303.62	4782509.57	0.10	0	N	100	32.4	-31.8	0.0	-5.5	0.0	0.0	6.1
2017	594303.62	4782509.57	0.10	0	N	125	34.1	-31.8	0.0	-5.2	0.0	0.0	7.5
2017	594303.62	4782509.57	0.10	0	N	160	36.1	-31.8	0.0	-4.6	0.0	0.0	8.9
2017	594303.62	4782509.57	0.10	0	N	200	38.1	-31.8	0.0	-3.6	0.0	0.0	9.9

Road, TNM, Name: "Nebo north", ID: "!02!nebo_n"													
Nr.	X	Y	Z	Refl.	DEN	Freq.	Lw	Ad	Aair	Agr	Afol	RL	Lr
	(m)	(m)	(m)			(Hz)	dB(A)	(dB)	(dB)	(dB)	(dB)	(dB)	dB(A)
2017	594303.62	4782509.57	0.10	0	N	250	41.3	-31.8	0.0	-1.3	0.0	0.0	10.8
2017	594303.62	4782509.57	0.10	0	N	315	40.9	-31.8	0.0	2.5	0.0	0.0	6.7
2033	594309.85	4782532.74	0.10	0	D	80	30.2	-32.3	0.0	-5.7	0.0	0.0	3.6
2033	594309.85	4782532.74	0.10	0	D	100	32.5	-32.3	0.0	-5.5	0.0	0.0	5.7
2033	594309.85	4782532.74	0.10	0	D	125	34.2	-32.3	0.0	-5.2	0.0	0.0	7.1
2033	594309.85	4782532.74	0.10	0	D	160	36.1	-32.3	0.0	-4.6	0.0	0.0	8.5
2033	594309.85	4782532.74	0.10	0	D	200	38.2	-32.3	0.0	-3.6	0.0	0.0	9.5
2033	594309.85	4782532.74	0.10	0	D	250	41.4	-32.3	0.0	-1.3	0.0	0.0	10.3
2033	594309.85	4782532.74	0.10	0	D	315	41.0	-32.3	0.0	2.4	0.0	0.0	6.3
2033	594309.85	4782532.74	0.10	0	N	80	30.1	-32.3	0.0	-5.7	0.0	0.0	3.5
2033	594309.85	4782532.74	0.10	0	N	100	32.4	-32.3	0.0	-5.5	0.0	0.0	5.6
2033	594309.85	4782532.74	0.10	0	N	125	34.1	-32.3	0.0	-5.2	0.0	0.0	7.0
2033	594309.85	4782532.74	0.10	0	N	160	36.1	-32.3	0.0	-4.6	0.0	0.0	8.4
2033	594309.85	4782532.74	0.10	0	N	200	38.1	-32.3	0.0	-3.6	0.0	0.0	9.4
2033	594309.85	4782532.74	0.10	0	N	250	41.3	-32.3	0.0	-1.3	0.0	0.0	10.3
2033	594309.85	4782532.74	0.10	0	N	315	40.9	-32.3	0.0	2.4	0.0	0.0	6.2
2049	594316.06	4782555.81	0.10	0	D	63	26.4	-31.9	0.0	-5.8	0.0	0.0	0.4
2049	594316.06	4782555.81	0.10	0	D	80	30.2	-31.9	0.0	-5.7	0.0	0.0	4.0
2049	594316.06	4782555.81	0.10	0	D	100	32.5	-31.9	0.0	-5.5	0.0	0.0	6.2
2049	594316.06	4782555.81	0.10	0	D	125	34.2	-31.9	0.0	-5.2	0.0	0.0	7.6
2049	594316.06	4782555.81	0.10	0	D	160	36.1	-31.9	0.0	-4.6	0.0	0.0	8.9
2049	594316.06	4782555.81	0.10	0	D	200	38.2	-31.9	0.0	-3.6	0.0	0.0	9.9
2049	594316.06	4782555.81	0.10	0	D	250	41.4	-31.9	0.0	-1.3	0.0	0.0	10.8
2049	594316.06	4782555.81	0.10	0	D	315	41.0	-31.9	0.0	2.5	0.0	0.0	6.7
2049	594316.06	4782555.81	0.10	0	N	63	26.3	-31.9	0.0	-5.8	0.0	0.0	0.3
2049	594316.06	4782555.81	0.10	0	N	80	30.1	-31.9	0.0	-5.7	0.0	0.0	3.9
2049	594316.06	4782555.81	0.10	0	N	100	32.4	-31.9	0.0	-5.5	0.0	0.0	6.1
2049	594316.06	4782555.81	0.10	0	N	125	34.1	-31.9	0.0	-5.2	0.0	0.0	7.5
2049	594316.06	4782555.81	0.10	0	N	160	36.1	-31.9	0.0	-4.6	0.0	0.0	8.9
2049	594316.06	4782555.81	0.10	0	N	200	38.1	-31.9	0.0	-3.6	0.0	0.0	9.9
2049	594316.06	4782555.81	0.10	0	N	250	41.3	-31.9	0.0	-1.3	0.0	0.0	10.7
2049	594316.06	4782555.81	0.10	0	N	315	40.9	-31.9	0.0	2.5	0.0	0.0	6.6
2065	594320.04	4782570.60	0.10	0	D	125	34.2	-38.5	0.0	-5.2	0.0	0.0	0.9
2065	594320.04	4782570.60	0.10	0	D	160	36.1	-38.5	0.0	-4.6	0.0	0.0	2.3
2065	594320.04	4782570.60	0.10	0	D	200	38.2	-38.5	0.0	-3.6	0.0	0.0	3.3
2065	594320.04	4782570.60	0.10	0	D	250	41.4	-38.5	0.0	-1.3	0.0	0.0	4.1
2065	594320.04	4782570.60	0.10	0	D	315	41.0	-38.5	0.0	2.5	0.0	0.0	0.0
2065	594320.04	4782570.60	0.10	0	N	125	34.1	-38.5	0.0	-5.2	0.0	0.0	0.8
2065	594320.04	4782570.60	0.10	0	N	160	36.1	-38.5	0.0	-4.6	0.0	0.0	2.2
2065	594320.04	4782570.60	0.10	0	N	200	38.1	-38.5	0.0	-3.6	0.0	0.0	3.2
2065	594320.04	4782570.60	0.10	0	N	250	41.3	-38.5	0.0	-1.3	0.0	0.0	4.1
2081	594321.85	4782577.37	0.10	0	D	100	32.5	-36.6	0.0	-5.5	0.0	0.0	1.4
2081	594321.85	4782577.37	0.10	0	D	125	34.2	-36.6	0.0	-5.2	0.0	0.0	2.8
2081	594321.85	4782577.37	0.10	0	D	160	36.1	-36.6	0.0	-4.6	0.0	0.0	4.2
2081	594321.85	4782577.37	0.10	0	D	200	38.2	-36.6	0.0	-3.6	0.0	0.0	5.2
2081	594321.85	4782577.37	0.10	0	D	250	41.4	-36.6	0.0	-1.3	0.0	0.0	6.0
2081	594321.85	4782577.37	0.10	0	D	315	41.0	-36.6	0.0	2.5	0.0	0.0	1.9
2081	594321.85	4782577.37	0.10	0	N	100	32.4	-36.6	0.0	-5.5	0.0	0.0	1.4
2081	594321.85	4782577.37	0.10	0	N	125	34.1	-36.6	0.0	-5.2	0.0	0.0	2.8
2081	594321.85	4782577.37	0.10	0	N	160	36.1	-36.6	0.0	-4.6	0.0	0.0	4.1
2081	594321.85	4782577.37	0.10	0	N	200	38.1	-36.6	0.0	-3.6	0.0	0.0	5.1
2081	594321.85	4782577.37	0.10	0	N	250	41.3	-36.6	0.0	-1.3	0.0	0.0	6.0
2081	594321.85	4782577.37	0.10	0	N	315	40.9	-36.6	0.0	2.5	0.0	0.0	1.9
2097	594324.96	4782588.90	0.10	0	D	80	30.2	-34.1	0.0	-5.7	0.0	0.0	1.8
2097	594324.96	4782588.90	0.10	0	D	100	32.5	-34.1	0.0	-5.5	0.0	0.0	3.9
2097	594324.96	4782588.90	0.10	0	D	125	34.2	-34.1	0.0	-5.2	0.0	0.0	5.3
2097	594324.96	4782588.90	0.10	0	D	160	36.1	-34.1	0.0	-4.6	0.0	0.0	6.7
2097	594324.96	4782588.90	0.10	0	D	200	38.2	-34.1	0.0	-3.6	0.0	0.0	7.7
2097	594324.96	4782588.90	0.10	0	D	250	41.4	-34.1	0.0	-1.3	0.0	0.0	8.5
2097	594324.96	4782588.90	0.10	0	D	315	41.0	-34.1	0.0	2.5	0.0	0.0	4.4
2097	594324.96	4782588.90	0.10	0	N	80	30.1	-34.1	0.0	-5.7	0.0	0.0	1.7
2097	594324.96	4782588.90	0.10	0	N	100	32.4	-34.1	0.0	-5.5	0.0	0.0	3.9
2097	594324.96	4782588.90	0.10	0	N	125	34.1	-34.1	0.0	-5.2	0.0	0.0	5.3

Road, TNM, Name: "Nebo north", ID: "!02!nebo_n"													
Nr.	X	Y	Z	Refl.	DEN	Freq.	Lw	Ad	Aair	Agr	Afol	RL	Lr
	(m)	(m)	(m)			(Hz)	dB(A)	(dB)	(dB)	(dB)	(dB)	(dB)	dB(A)
2097	594324.96	4782588.90	0.10	0	N	160	36.1	-34.1	0.0	-4.6	0.0	0.0	6.6
2097	594324.96	4782588.90	0.10	0	N	200	38.1	-34.1	0.0	-3.6	0.0	0.0	7.6
2097	594324.96	4782588.90	0.10	0	N	250	41.3	-34.1	0.0	-1.3	0.0	0.0	8.5
2097	594324.96	4782588.90	0.10	0	N	315	40.9	-34.1	0.0	2.5	0.0	0.0	4.4
2113	594312.28	4782507.12	0.10	0	D	63	26.4	-32.0	0.0	-5.8	0.0	0.0	0.2
2113	594312.28	4782507.12	0.10	0	D	80	30.2	-32.0	0.0	-5.7	0.0	0.0	3.8
2113	594312.28	4782507.12	0.10	0	D	100	32.5	-32.0	0.0	-5.5	0.0	0.0	6.0
2113	594312.28	4782507.12	0.10	0	D	125	34.2	-32.0	0.0	-5.2	0.0	0.0	7.4
2113	594312.28	4782507.12	0.10	0	D	160	36.1	-32.0	0.0	-4.6	0.0	0.0	8.7
2113	594312.28	4782507.12	0.10	0	D	200	38.2	-32.0	0.0	-3.6	0.0	0.0	9.7
2113	594312.28	4782507.12	0.10	0	D	250	41.4	-32.0	0.0	-1.2	0.0	0.0	10.5
2113	594312.28	4782507.12	0.10	0	D	315	41.0	-32.0	0.0	2.6	0.0	0.0	6.4
2113	594312.28	4782507.12	0.10	0	N	63	26.3	-32.0	0.0	-5.8	0.0	0.0	0.1
2113	594312.28	4782507.12	0.10	0	N	80	30.1	-32.0	0.0	-5.7	0.0	0.0	3.8
2113	594312.28	4782507.12	0.10	0	N	100	32.4	-32.0	0.0	-5.5	0.0	0.0	5.9
2113	594312.28	4782507.12	0.10	0	N	125	34.1	-32.0	0.0	-5.2	0.0	0.0	7.3
2113	594312.28	4782507.12	0.10	0	N	160	36.1	-32.0	0.0	-4.6	0.0	0.0	8.7
2113	594312.28	4782507.12	0.10	0	N	200	38.1	-32.0	0.0	-3.6	0.0	0.0	9.7
2113	594312.28	4782507.12	0.10	0	N	250	41.3	-32.0	0.0	-1.2	0.0	0.0	10.4
2113	594312.28	4782507.12	0.10	0	N	315	40.9	-32.0	0.0	2.6	0.0	0.0	6.3
2129	594318.55	4782530.41	0.10	0	D	80	30.2	-32.4	0.0	-5.7	0.0	0.0	3.5
2129	594318.55	4782530.41	0.10	0	D	100	32.5	-32.4	0.0	-5.5	0.0	0.0	5.6
2129	594318.55	4782530.41	0.10	0	D	125	34.2	-32.4	0.0	-5.2	0.0	0.0	7.0
2129	594318.55	4782530.41	0.10	0	D	160	36.1	-32.4	0.0	-4.6	0.0	0.0	8.4
2129	594318.55	4782530.41	0.10	0	D	200	38.2	-32.4	0.0	-3.6	0.0	0.0	9.4
2129	594318.55	4782530.41	0.10	0	D	250	41.4	-32.4	0.0	-1.2	0.0	0.0	10.2
2129	594318.55	4782530.41	0.10	0	D	315	41.0	-32.4	0.0	2.6	0.0	0.0	6.0
2129	594318.55	4782530.41	0.10	0	N	80	30.1	-32.4	0.0	-5.7	0.0	0.0	3.4
2129	594318.55	4782530.41	0.10	0	N	100	32.4	-32.4	0.0	-5.5	0.0	0.0	5.5
2129	594318.55	4782530.41	0.10	0	N	125	34.1	-32.4	0.0	-5.2	0.0	0.0	6.9
2129	594318.55	4782530.41	0.10	0	N	160	36.1	-32.4	0.0	-4.6	0.0	0.0	8.3
2129	594318.55	4782530.41	0.10	0	N	200	38.1	-32.4	0.0	-3.6	0.0	0.0	9.3
2129	594318.55	4782530.41	0.10	0	N	250	41.3	-32.4	0.0	-1.2	0.0	0.0	10.1
2129	594318.55	4782530.41	0.10	0	N	315	40.9	-32.4	0.0	2.6	0.0	0.0	5.9
2145	594324.88	4782553.96	0.10	0	D	63	26.4	-32.0	0.0	-5.8	0.0	0.0	0.3
2145	594324.88	4782553.96	0.10	0	D	80	30.2	-32.0	0.0	-5.7	0.0	0.0	3.9
2145	594324.88	4782553.96	0.10	0	D	100	32.5	-32.0	0.0	-5.5	0.0	0.0	6.1
2145	594324.88	4782553.96	0.10	0	D	125	34.2	-32.0	0.0	-5.2	0.0	0.0	7.5
2145	594324.88	4782553.96	0.10	0	D	160	36.1	-32.0	0.0	-4.6	0.0	0.0	8.8
2145	594324.88	4782553.96	0.10	0	D	200	38.2	-32.0	0.0	-3.6	0.0	0.0	9.8
2145	594324.88	4782553.96	0.10	0	D	250	41.4	-32.0	0.0	-1.2	0.0	0.0	10.6
2145	594324.88	4782553.96	0.10	0	D	315	41.0	-32.0	0.0	2.6	0.0	0.0	6.4
2145	594324.88	4782553.96	0.10	0	N	63	26.3	-32.0	0.0	-5.8	0.0	0.0	0.2
2145	594324.88	4782553.96	0.10	0	N	80	30.1	-32.0	0.0	-5.7	0.0	0.0	3.9
2145	594324.88	4782553.96	0.10	0	N	100	32.4	-32.0	0.0	-5.5	0.0	0.0	6.0
2145	594324.88	4782553.96	0.10	0	N	125	34.1	-32.0	0.0	-5.2	0.0	0.0	7.4
2145	594324.88	4782553.96	0.10	0	N	160	36.1	-32.0	0.0	-4.6	0.0	0.0	8.7
2145	594324.88	4782553.96	0.10	0	N	200	38.1	-32.0	0.0	-3.6	0.0	0.0	9.7
2145	594324.88	4782553.96	0.10	0	N	250	41.3	-32.0	0.0	-1.2	0.0	0.0	10.5
2145	594324.88	4782553.96	0.10	0	N	315	40.9	-32.0	0.0	2.6	0.0	0.0	6.4
2161	594328.94	4782569.06	0.10	0	D	125	34.2	-38.6	0.0	-5.2	0.0	0.0	0.8
2161	594328.94	4782569.06	0.10	0	D	160	36.1	-38.6	0.0	-4.6	0.0	0.0	2.2
2161	594328.94	4782569.06	0.10	0	D	200	38.2	-38.6	0.0	-3.6	0.0	0.0	3.2
2161	594328.94	4782569.06	0.10	0	D	250	41.4	-38.6	0.0	-1.2	0.0	0.0	3.9
2161	594328.94	4782569.06	0.10	0	N	125	34.1	-38.6	0.0	-5.2	0.0	0.0	0.7
2161	594328.94	4782569.06	0.10	0	N	160	36.1	-38.6	0.0	-4.6	0.0	0.0	2.1
2161	594328.94	4782569.06	0.10	0	N	200	38.1	-38.6	0.0	-3.6	0.0	0.0	3.1
2161	594328.94	4782569.06	0.10	0	N	250	41.3	-38.6	0.0	-1.2	0.0	0.0	3.9
2177	594330.80	4782575.97	0.10	0	D	100	32.5	-36.7	0.0	-5.5	0.0	0.0	1.3
2177	594330.80	4782575.97	0.10	0	D	125	34.2	-36.7	0.0	-5.2	0.0	0.0	2.7
2177	594330.80	4782575.97	0.10	0	D	160	36.1	-36.7	0.0	-4.6	0.0	0.0	4.1
2177	594330.80	4782575.97	0.10	0	D	200	38.2	-36.7	0.0	-3.6	0.0	0.0	5.1
2177	594330.80	4782575.97	0.10	0	D	250	41.4	-36.7	0.0	-1.2	0.0	0.0	5.9

Road, TNM, Name: "Nebo north", ID: "!02!nebo_n"													
Nr.	X	Y	Z	Refl.	DEN	Freq.	Lw	Ad	Aair	Agr	Afol	RL	Lr
	(m)	(m)	(m)			(Hz)	dB(A)	(dB)	(dB)	(dB)	(dB)	(dB)	dB(A)
2177	594330.80	4782575.97	0.10	0	D	315	41.0	-36.7	0.0	2.6	0.0	0.0	1.7
2177	594330.80	4782575.97	0.10	0	N	100	32.4	-36.7	0.0	-5.5	0.0	0.0	1.3
2177	594330.80	4782575.97	0.10	0	N	125	34.1	-36.7	0.0	-5.2	0.0	0.0	2.7
2177	594330.80	4782575.97	0.10	0	N	160	36.1	-36.7	0.0	-4.6	0.0	0.0	4.0
2177	594330.80	4782575.97	0.10	0	N	200	38.1	-36.7	0.0	-3.6	0.0	0.0	5.0
2177	594330.80	4782575.97	0.10	0	N	250	41.3	-36.7	0.0	-1.2	0.0	0.0	5.8
2177	594330.80	4782575.97	0.10	0	N	315	40.9	-36.7	0.0	2.6	0.0	0.0	1.6
2193	594333.79	4782587.08	0.10	0	D	80	30.2	-34.6	0.0	-5.7	0.0	0.0	1.3
2193	594333.79	4782587.08	0.10	0	D	100	32.5	-34.6	0.0	-5.5	0.0	0.0	3.4
2193	594333.79	4782587.08	0.10	0	D	125	34.2	-34.6	0.0	-5.2	0.0	0.0	4.9
2193	594333.79	4782587.08	0.10	0	D	160	36.1	-34.6	0.0	-4.6	0.0	0.0	6.2
2193	594333.79	4782587.08	0.10	0	D	200	38.2	-34.6	0.0	-3.6	0.0	0.0	7.2
2193	594333.79	4782587.08	0.10	0	D	250	41.4	-34.6	0.0	-1.2	0.0	0.0	8.0
2193	594333.79	4782587.08	0.10	0	D	315	41.0	-34.6	0.0	2.7	0.0	0.0	3.8
2193	594333.79	4782587.08	0.10	0	N	80	30.1	-34.6	0.0	-5.7	0.0	0.0	1.2
2193	594333.79	4782587.08	0.10	0	N	100	32.4	-34.6	0.0	-5.5	0.0	0.0	3.4
2193	594333.79	4782587.08	0.10	0	N	125	34.1	-34.6	0.0	-5.2	0.0	0.0	4.8
2193	594333.79	4782587.08	0.10	0	N	160	36.1	-34.6	0.0	-4.6	0.0	0.0	6.1
2193	594333.79	4782587.08	0.10	0	N	200	38.1	-34.6	0.0	-3.6	0.0	0.0	7.1
2193	594333.79	4782587.08	0.10	0	N	250	41.3	-34.6	0.0	-1.2	0.0	0.0	7.9
2193	594333.79	4782587.08	0.10	0	N	315	40.9	-34.6	0.0	2.7	0.0	0.0	3.7
2593	594345.26	4782653.97	0.10	0	D	63	26.4	-29.9	0.0	-5.8	0.0	0.0	2.3
2593	594345.26	4782653.97	0.10	0	D	80	30.2	-29.9	0.0	-5.7	0.0	0.0	6.0
2593	594345.26	4782653.97	0.10	0	D	100	32.5	-29.9	0.0	-5.5	0.0	0.0	8.1
2593	594345.26	4782653.97	0.10	0	D	125	34.2	-29.9	0.0	-5.2	0.0	0.0	9.5
2593	594345.26	4782653.97	0.10	0	D	160	36.1	-29.9	0.0	-4.6	0.0	0.0	10.9
2593	594345.26	4782653.97	0.10	0	D	200	38.2	-29.9	0.0	-3.5	0.0	0.0	11.8
2593	594345.26	4782653.97	0.10	0	D	250	41.4	-29.9	0.0	-1.1	0.0	0.0	12.6
2593	594345.26	4782653.97	0.10	0	D	315	41.0	-29.9	0.0	2.8	0.0	0.0	8.3
2593	594345.26	4782653.97	0.10	0	D	400	40.3	-29.9	0.0	9.7	0.0	0.0	0.7
2593	594345.26	4782653.97	0.10	0	N	63	26.3	-29.9	0.0	-5.8	0.0	0.0	2.3
2593	594345.26	4782653.97	0.10	0	N	80	30.1	-29.9	0.0	-5.7	0.0	0.0	5.9
2593	594345.26	4782653.97	0.10	0	N	100	32.4	-29.9	0.0	-5.5	0.0	0.0	8.0
2593	594345.26	4782653.97	0.10	0	N	125	34.1	-29.9	0.0	-5.2	0.0	0.0	9.4
2593	594345.26	4782653.97	0.10	0	N	160	36.1	-29.9	0.0	-4.6	0.0	0.0	10.8
2593	594345.26	4782653.97	0.10	0	N	200	38.1	-29.9	0.0	-3.5	0.0	0.0	11.8
2593	594345.26	4782653.97	0.10	0	N	250	41.3	-29.9	0.0	-1.1	0.0	0.0	12.5
2593	594345.26	4782653.97	0.10	0	N	315	40.9	-29.9	0.0	2.8	0.0	0.0	8.2
2593	594345.26	4782653.97	0.10	0	N	400	40.2	-29.9	0.0	9.7	0.0	0.0	0.6
2609	594354.08	4782677.29	0.10	0	D	125	34.2	-38.3	0.0	-5.2	0.0	0.0	1.1
2609	594354.08	4782677.29	0.10	0	D	160	36.1	-38.3	0.0	-4.6	0.0	0.0	2.4
2609	594354.08	4782677.29	0.10	0	D	200	38.2	-38.3	0.0	-3.5	0.0	0.0	3.4
2609	594354.08	4782677.29	0.10	0	D	250	41.4	-38.3	0.0	-1.0	0.0	0.0	4.0
2609	594354.08	4782677.29	0.10	0	N	125	34.1	-38.3	0.0	-5.2	0.0	0.0	1.0
2609	594354.08	4782677.29	0.10	0	N	160	36.1	-38.3	0.0	-4.6	0.0	0.0	2.3
2609	594354.08	4782677.29	0.10	0	N	200	38.1	-38.3	0.0	-3.5	0.0	0.0	3.3
2609	594354.08	4782677.29	0.10	0	N	250	41.3	-38.3	0.0	-1.0	0.0	0.0	4.0
2625	594354.40	4782652.70	0.10	0	D	63	26.4	-29.7	0.0	-5.8	0.0	0.0	2.6
2625	594354.40	4782652.70	0.10	0	D	80	30.2	-29.7	0.0	-5.7	0.0	0.0	6.2
2625	594354.40	4782652.70	0.10	0	D	100	32.5	-29.7	0.0	-5.5	0.0	0.0	8.3
2625	594354.40	4782652.70	0.10	0	D	125	34.2	-29.7	0.0	-5.2	0.0	0.0	9.7
2625	594354.40	4782652.70	0.10	0	D	160	36.1	-29.7	0.0	-4.6	0.0	0.0	11.1
2625	594354.40	4782652.70	0.10	0	D	200	38.2	-29.7	0.0	-3.5	0.0	0.0	12.0
2625	594354.40	4782652.70	0.10	0	D	250	41.4	-29.7	0.0	-1.0	0.0	0.0	12.7
2625	594354.40	4782652.70	0.10	0	D	315	41.0	-29.7	0.0	3.0	0.0	0.0	8.4
2625	594354.40	4782652.70	0.10	0	D	400	40.3	-29.7	0.0	9.9	0.0	0.0	0.7
2625	594354.40	4782652.70	0.10	0	N	63	26.3	-29.7	0.0	-5.8	0.0	0.0	2.5
2625	594354.40	4782652.70	0.10	0	N	80	30.1	-29.7	0.0	-5.7	0.0	0.0	6.1
2625	594354.40	4782652.70	0.10	0	N	100	32.4	-29.7	0.0	-5.5	0.0	0.0	8.3
2625	594354.40	4782652.70	0.10	0	N	125	34.1	-29.7	0.0	-5.2	0.0	0.0	9.7
2625	594354.40	4782652.70	0.10	0	N	160	36.1	-29.7	0.0	-4.6	0.0	0.0	11.0
2625	594354.40	4782652.70	0.10	0	N	200	38.1	-29.7	0.0	-3.5	0.0	0.0	11.9
2625	594354.40	4782652.70	0.10	0	N	250	41.3	-29.7	0.0	-1.0	0.0	0.0	12.6

Road, TNM, Name: "Nebo north", ID: "!02!nebo_n"													
Nr.	X	Y	Z	Refl.	DEN	Freq.	Lw	Ad	Aair	Agr	Afol	RL	Lr
	(m)	(m)	(m)			(Hz)	dB(A)	(dB)	(dB)	(dB)	(dB)	(dB)	dB(A)
2625	594354.40	4782652.70	0.10	0	N	315	40.9	-29.7	0.0	3.0	0.0	0.0	8.3
2625	594354.40	4782652.70	0.10	0	N	400	40.2	-29.7	0.0	9.9	0.0	0.0	0.6
3072	594327.72	4782599.02	0.10	0	D	125	34.2	-38.6	0.0	-5.2	0.0	0.0	0.9
3072	594327.72	4782599.02	0.10	0	D	160	36.1	-38.6	0.0	-4.6	0.0	0.0	2.2
3072	594327.72	4782599.02	0.10	0	D	200	38.2	-38.6	0.0	-3.6	0.0	0.0	3.2
3072	594327.72	4782599.02	0.10	0	D	250	41.4	-38.6	0.0	-1.2	0.0	0.0	4.0
3072	594327.72	4782599.02	0.10	0	N	125	34.1	-38.6	0.0	-5.2	0.0	0.0	0.8
3072	594327.72	4782599.02	0.10	0	N	160	36.1	-38.6	0.0	-4.6	0.0	0.0	2.2
3072	594327.72	4782599.02	0.10	0	N	200	38.1	-38.6	0.0	-3.6	0.0	0.0	3.2
3072	594327.72	4782599.02	0.10	0	N	250	41.3	-38.6	0.0	-1.2	0.0	0.0	4.0
3088	594331.36	4782611.83	0.10	0	D	80	30.2	-32.8	0.0	-5.7	0.0	0.0	3.1
3088	594331.36	4782611.83	0.10	0	D	100	32.5	-32.8	0.0	-5.5	0.0	0.0	5.2
3088	594331.36	4782611.83	0.10	0	D	125	34.2	-32.8	0.0	-5.2	0.0	0.0	6.6
3088	594331.36	4782611.83	0.10	0	D	160	36.1	-32.8	0.0	-4.6	0.0	0.0	8.0
3088	594331.36	4782611.83	0.10	0	D	200	38.2	-32.8	0.0	-3.6	0.0	0.0	9.0
3088	594331.36	4782611.83	0.10	0	D	250	41.4	-32.8	0.0	-1.2	0.0	0.0	9.8
3088	594331.36	4782611.83	0.10	0	D	315	41.0	-32.8	0.0	2.6	0.0	0.0	5.7
3088	594331.36	4782611.83	0.10	0	N	80	30.1	-32.8	0.0	-5.7	0.0	0.0	3.0
3088	594331.36	4782611.83	0.10	0	N	100	32.4	-32.8	0.0	-5.5	0.0	0.0	5.2
3088	594331.36	4782611.83	0.10	0	N	125	34.1	-32.8	0.0	-5.2	0.0	0.0	6.6
3088	594331.36	4782611.83	0.10	0	N	160	36.1	-32.8	0.0	-4.6	0.0	0.0	7.9
3088	594331.36	4782611.83	0.10	0	N	200	38.1	-32.8	0.0	-3.6	0.0	0.0	8.9
3088	594331.36	4782611.83	0.10	0	N	250	41.3	-32.8	0.0	-1.2	0.0	0.0	9.7
3088	594331.36	4782611.83	0.10	0	N	315	40.9	-32.8	0.0	2.6	0.0	0.0	5.6
3104	594335.86	4782627.66	0.10	0	D	80	30.2	-35.4	0.0	-5.7	0.0	0.0	0.5
3104	594335.86	4782627.66	0.10	0	D	100	32.5	-35.4	0.0	-5.5	0.0	0.0	2.6
3104	594335.86	4782627.66	0.10	0	D	125	34.2	-35.4	0.0	-5.2	0.0	0.0	4.1
3104	594335.86	4782627.66	0.10	0	D	160	36.1	-35.4	0.0	-4.6	0.0	0.0	5.4
3104	594335.86	4782627.66	0.10	0	D	200	38.2	-35.4	0.0	-3.6	0.0	0.0	6.4
3104	594335.86	4782627.66	0.10	0	D	250	41.4	-35.4	0.0	-1.2	0.0	0.0	7.2
3104	594335.86	4782627.66	0.10	0	D	315	41.0	-35.4	0.0	2.6	0.0	0.0	3.0
3104	594335.86	4782627.66	0.10	0	N	80	30.1	-35.4	0.0	-5.7	0.0	0.0	0.4
3104	594335.86	4782627.66	0.10	0	N	100	32.4	-35.4	0.0	-5.5	0.0	0.0	2.6
3104	594335.86	4782627.66	0.10	0	N	125	34.1	-35.4	0.0	-5.2	0.0	0.0	4.0
3104	594335.86	4782627.66	0.10	0	N	160	36.1	-35.4	0.0	-4.6	0.0	0.0	5.3
3104	594335.86	4782627.66	0.10	0	N	200	38.1	-35.4	0.0	-3.6	0.0	0.0	6.3
3104	594335.86	4782627.66	0.10	0	N	250	41.3	-35.4	0.0	-1.2	0.0	0.0	7.1
3104	594335.86	4782627.66	0.10	0	N	315	40.9	-35.4	0.0	2.6	0.0	0.0	2.9
3120	594336.60	4782597.35	0.10	0	D	100	32.5	-37.6	0.0	-5.5	0.0	0.0	0.4
3120	594336.60	4782597.35	0.10	0	D	125	34.2	-37.6	0.0	-5.2	0.0	0.0	1.8
3120	594336.60	4782597.35	0.10	0	D	160	36.1	-37.6	0.0	-4.6	0.0	0.0	3.2
3120	594336.60	4782597.35	0.10	0	D	200	38.2	-37.6	0.0	-3.6	0.0	0.0	4.1
3120	594336.60	4782597.35	0.10	0	D	250	41.4	-37.6	0.0	-1.1	0.0	0.0	4.9
3120	594336.60	4782597.35	0.10	0	D	315	41.0	-37.6	0.0	2.7	0.0	0.0	0.7
3120	594336.60	4782597.35	0.10	0	N	100	32.4	-37.6	0.0	-5.5	0.0	0.0	0.3
3120	594336.60	4782597.35	0.10	0	N	125	34.1	-37.6	0.0	-5.2	0.0	0.0	1.7
3120	594336.60	4782597.35	0.10	0	N	160	36.1	-37.6	0.0	-4.6	0.0	0.0	3.1
3120	594336.60	4782597.35	0.10	0	N	200	38.1	-37.6	0.0	-3.6	0.0	0.0	4.1
3120	594336.60	4782597.35	0.10	0	N	250	41.3	-37.6	0.0	-1.1	0.0	0.0	4.8
3120	594336.60	4782597.35	0.10	0	N	315	40.9	-37.6	0.0	2.7	0.0	0.0	0.6
3136	594340.52	4782611.14	0.10	0	D	80	30.2	-32.9	0.0	-5.7	0.0	0.0	3.0
3136	594340.52	4782611.14	0.10	0	D	100	32.5	-32.9	0.0	-5.5	0.0	0.0	5.1
3136	594340.52	4782611.14	0.10	0	D	125	34.2	-32.9	0.0	-5.2	0.0	0.0	6.5
3136	594340.52	4782611.14	0.10	0	D	160	36.1	-32.9	0.0	-4.6	0.0	0.0	7.9
3136	594340.52	4782611.14	0.10	0	D	200	38.2	-32.9	0.0	-3.6	0.0	0.0	8.9
3136	594340.52	4782611.14	0.10	0	D	250	41.4	-32.9	0.0	-1.1	0.0	0.0	9.6
3136	594340.52	4782611.14	0.10	0	D	315	41.0	-32.9	0.0	2.7	0.0	0.0	5.4
3136	594340.52	4782611.14	0.10	0	N	80	30.1	-32.9	0.0	-5.7	0.0	0.0	2.9
3136	594340.52	4782611.14	0.10	0	N	100	32.4	-32.9	0.0	-5.5	0.0	0.0	5.1
3136	594340.52	4782611.14	0.10	0	N	125	34.1	-32.9	0.0	-5.2	0.0	0.0	6.5
3136	594340.52	4782611.14	0.10	0	N	160	36.1	-32.9	0.0	-4.6	0.0	0.0	7.8
3136	594340.52	4782611.14	0.10	0	N	200	38.1	-32.9	0.0	-3.6	0.0	0.0	8.8
3136	594340.52	4782611.14	0.10	0	N	250	41.3	-32.9	0.0	-1.1	0.0	0.0	9.6

Road, TNM, Name: "Nebo north", ID: "!02!nebo_n"													
Nr.	X	Y	Z	Refl.	DEN	Freq.	Lw	Ad	Aair	Agr	Afol	RL	Lr
	(m)	(m)	(m)			(Hz)	dB(A)	(dB)	(dB)	(dB)	(dB)	(dB)	dB(A)
3136	594340.52	4782611.14	0.10	0	N	315	40.9	-32.9	0.0	2.7	0.0	0.0	5.3
3152	594344.79	4782626.19	0.10	0	D	100	32.5	-36.4	0.0	-5.5	0.0	0.0	1.6
3152	594344.79	4782626.19	0.10	0	D	125	34.2	-36.4	0.0	-5.2	0.0	0.0	3.0
3152	594344.79	4782626.19	0.10	0	D	160	36.1	-36.4	0.0	-4.6	0.0	0.0	4.4
3152	594344.79	4782626.19	0.10	0	D	200	38.2	-36.4	0.0	-3.5	0.0	0.0	5.4
3152	594344.79	4782626.19	0.10	0	D	250	41.4	-36.4	0.0	-1.1	0.0	0.0	6.1
3152	594344.79	4782626.19	0.10	0	D	315	41.0	-36.4	0.0	2.8	0.0	0.0	1.8
3152	594344.79	4782626.19	0.10	0	N	100	32.4	-36.4	0.0	-5.5	0.0	0.0	1.6
3152	594344.79	4782626.19	0.10	0	N	125	34.1	-36.4	0.0	-5.2	0.0	0.0	3.0
3152	594344.79	4782626.19	0.10	0	N	160	36.1	-36.4	0.0	-4.6	0.0	0.0	4.3
3152	594344.79	4782626.19	0.10	0	N	200	38.1	-36.4	0.0	-3.5	0.0	0.0	5.3
3152	594344.79	4782626.19	0.10	0	N	250	41.3	-36.4	0.0	-1.1	0.0	0.0	6.0
3152	594344.79	4782626.19	0.10	0	N	315	40.9	-36.4	0.0	2.8	0.0	0.0	1.8

Road, TNM, Name: "Dartnall North", ID: "!02!Dartnall _N"													
Nr.	X	Y	Z	Refl.	DEN	Freq.	Lw	Ad	Aair	Agr	Afol	RL	Lr
	(m)	(m)	(m)			(Hz)	dB(A)	(dB)	(dB)	(dB)	(dB)	(dB)	dB(A)
2257	594869.04	4782474.94	0.10	0	D	160	38.8	-42.6	0.0	-4.0	0.0	0.0	0.2
2257	594869.04	4782474.94	0.10	0	D	200	40.8	-42.6	0.0	-2.2	0.0	0.0	0.4
2257	594869.04	4782474.94	0.10	0	N	160	38.7	-42.6	0.0	-4.0	0.0	0.0	0.1
2257	594869.04	4782474.94	0.10	0	N	200	40.7	-42.6	0.0	-2.2	0.0	0.0	0.3
2289	594884.41	4782554.36	0.10	0	D	63	29.1	-31.4	0.0	-5.8	0.0	0.0	3.5
2289	594884.41	4782554.36	0.10	0	D	80	33.1	-31.4	0.0	-5.6	0.0	0.0	7.3
2289	594884.41	4782554.36	0.10	0	D	100	35.4	-31.4	0.0	-5.3	0.0	0.0	9.3
2289	594884.41	4782554.36	0.10	0	D	125	37.0	-31.4	0.0	-4.9	0.0	0.0	10.5
2289	594884.41	4782554.36	0.10	0	D	160	38.8	-31.4	0.0	-4.0	0.0	0.0	11.4
2289	594884.41	4782554.36	0.10	0	D	200	40.8	-31.4	0.0	-2.2	0.0	0.0	11.6
2289	594884.41	4782554.36	0.10	0	D	250	44.0	-31.4	0.0	4.3	0.0	0.0	8.3
2289	594884.41	4782554.36	0.10	0	D	315	44.1	-31.4	0.0	11.8	0.0	0.0	0.9
2289	594884.41	4782554.36	0.10	0	N	63	29.0	-31.4	0.0	-5.8	0.0	0.0	3.4
2289	594884.41	4782554.36	0.10	0	N	80	33.0	-31.4	0.0	-5.6	0.0	0.0	7.2
2289	594884.41	4782554.36	0.10	0	N	100	35.3	-31.4	0.0	-5.3	0.0	0.0	9.2
2289	594884.41	4782554.36	0.10	0	N	125	36.9	-31.4	0.0	-4.9	0.0	0.0	10.4
2289	594884.41	4782554.36	0.10	0	N	160	38.7	-31.4	0.0	-4.0	0.0	0.0	11.3
2289	594884.41	4782554.36	0.10	0	N	200	40.7	-31.4	0.0	-2.2	0.0	0.0	11.6
2289	594884.41	4782554.36	0.10	0	N	250	43.9	-31.4	0.0	4.3	0.0	0.0	8.2
2289	594884.41	4782554.36	0.10	0	N	315	44.0	-31.4	0.0	11.8	0.0	0.0	0.8
2353	594880.86	4782472.88	0.10	0	D	160	38.8	-42.7	0.0	-4.0	0.0	0.0	0.1
2353	594880.86	4782472.88	0.10	0	D	200	40.8	-42.7	0.0	-2.2	0.0	0.0	0.3
2353	594880.86	4782472.88	0.10	0	N	160	38.7	-42.7	0.0	-4.0	0.0	0.0	0.0
2353	594880.86	4782472.88	0.10	0	N	200	40.7	-42.7	0.0	-2.2	0.0	0.0	0.3
2385	594896.23	4782552.23	0.10	0	D	63	29.1	-31.5	0.0	-5.8	0.0	0.0	3.3
2385	594896.23	4782552.23	0.10	0	D	80	33.1	-31.5	0.0	-5.6	0.0	0.0	7.2
2385	594896.23	4782552.23	0.10	0	D	100	35.4	-31.5	0.0	-5.3	0.0	0.0	9.2
2385	594896.23	4782552.23	0.10	0	D	125	37.0	-31.5	0.0	-4.9	0.0	0.0	10.3
2385	594896.23	4782552.23	0.10	0	D	160	38.8	-31.5	0.0	-4.0	0.0	0.0	11.2
2385	594896.23	4782552.23	0.10	0	D	200	40.8	-31.5	0.0	-2.2	0.0	0.0	11.5
2385	594896.23	4782552.23	0.10	0	D	250	44.0	-31.5	0.0	4.4	0.0	0.0	8.0
2385	594896.23	4782552.23	0.10	0	D	315	44.1	-31.5	0.0	12.0	0.0	0.0	0.6
2385	594896.23	4782552.23	0.10	0	N	63	29.0	-31.5	0.0	-5.8	0.0	0.0	3.3
2385	594896.23	4782552.23	0.10	0	N	80	33.0	-31.5	0.0	-5.6	0.0	0.0	7.1
2385	594896.23	4782552.23	0.10	0	N	100	35.3	-31.5	0.0	-5.3	0.0	0.0	9.1
2385	594896.23	4782552.23	0.10	0	N	125	36.9	-31.5	0.0	-4.9	0.0	0.0	10.3
2385	594896.23	4782552.23	0.10	0	N	160	38.7	-31.5	0.0	-4.0	0.0	0.0	11.2
2385	594896.23	4782552.23	0.10	0	N	200	40.7	-31.5	0.0	-2.2	0.0	0.0	11.4
2385	594896.23	4782552.23	0.10	0	N	250	43.9	-31.5	0.0	4.4	0.0	0.0	8.0
2385	594896.23	4782552.23	0.10	0	N	315	44.0	-31.5	0.0	12.0	0.0	0.0	0.5
2401	594830.93	4782341.87	0.10	0	D	160	38.8	-42.4	0.0	-4.0	0.0	0.0	0.4
2401	594830.93	4782341.87	0.10	0	D	200	40.8	-42.4	0.0	-2.3	0.0	0.0	0.7
2401	594830.93	4782341.87	0.10	0	N	160	38.7	-42.4	0.0	-4.0	0.0	0.0	0.3
2401	594830.93	4782341.87	0.10	0	N	200	40.7	-42.4	0.0	-2.3	0.0	0.0	0.6
2433	594838.67	4782368.35	0.10	0	D	80	33.1	-37.8	0.0	-5.6	0.0	0.0	0.9
2433	594838.67	4782368.35	0.10	0	D	100	35.4	-37.8	0.0	-5.3	0.0	0.0	3.0

Road, TNM, Name: "Dartnall North", ID: "!02!Dartnall _N"													
Nr.	X	Y	Z	Refl.	DEN	Freq.	Lw	Ad	Aair	Agr	Afol	RL	Lr
	(m)	(m)	(m)			(Hz)	dB(A)	(dB)	(dB)	(dB)	(dB)	(dB)	dB(A)
2433	594838.67	4782368.35	0.10	0	D	125	37.0	-37.8	0.0	-4.9	0.0	0.0	4.1
2433	594838.67	4782368.35	0.10	0	D	160	38.8	-37.8	0.0	-4.0	0.0	0.0	5.0
2433	594838.67	4782368.35	0.10	0	D	200	40.8	-37.8	0.0	-2.3	0.0	0.0	5.3
2433	594838.67	4782368.35	0.10	0	D	250	44.0	-37.8	0.0	4.2	0.0	0.0	2.0
2433	594838.67	4782368.35	0.10	0	N	80	33.0	-37.8	0.0	-5.6	0.0	0.0	0.9
2433	594838.67	4782368.35	0.10	0	N	100	35.3	-37.8	0.0	-5.3	0.0	0.0	2.9
2433	594838.67	4782368.35	0.10	0	N	125	36.9	-37.8	0.0	-4.9	0.0	0.0	4.0
2433	594838.67	4782368.35	0.10	0	N	160	38.7	-37.8	0.0	-4.0	0.0	0.0	5.0
2433	594838.67	4782368.35	0.10	0	N	200	40.7	-37.8	0.0	-2.3	0.0	0.0	5.2
2433	594838.67	4782368.35	0.10	0	N	250	43.9	-37.8	0.0	4.2	0.0	0.0	2.0
2465	594850.83	4782409.94	0.10	0	D	80	33.1	-37.4	0.0	-5.6	0.0	0.0	1.3
2465	594850.83	4782409.94	0.10	0	D	100	35.4	-37.4	0.0	-5.3	0.0	0.0	3.3
2465	594850.83	4782409.94	0.10	0	D	125	37.0	-37.4	0.0	-4.9	0.0	0.0	4.5
2465	594850.83	4782409.94	0.10	0	D	160	38.8	-37.4	0.0	-4.0	0.0	0.0	5.4
2465	594850.83	4782409.94	0.10	0	D	200	40.8	-37.4	0.0	-2.3	0.0	0.0	5.7
2465	594850.83	4782409.94	0.10	0	D	250	44.0	-37.4	0.0	4.2	0.0	0.0	2.4
2465	594850.83	4782409.94	0.10	0	N	80	33.0	-37.4	0.0	-5.6	0.0	0.0	1.3
2465	594850.83	4782409.94	0.10	0	N	100	35.3	-37.4	0.0	-5.3	0.0	0.0	3.3
2465	594850.83	4782409.94	0.10	0	N	125	36.9	-37.4	0.0	-4.9	0.0	0.0	4.4
2465	594850.83	4782409.94	0.10	0	N	160	38.7	-37.4	0.0	-4.0	0.0	0.0	5.3
2465	594850.83	4782409.94	0.10	0	N	200	40.7	-37.4	0.0	-2.3	0.0	0.0	5.6
2465	594850.83	4782409.94	0.10	0	N	250	43.9	-37.4	0.0	4.2	0.0	0.0	2.3
2481	594859.03	4782437.98	0.10	0	D	100	35.4	-39.7	0.0	-5.3	0.0	0.0	1.0
2481	594859.03	4782437.98	0.10	0	D	125	37.0	-39.7	0.0	-4.9	0.0	0.0	2.2
2481	594859.03	4782437.98	0.10	0	D	160	38.8	-39.7	0.0	-4.0	0.0	0.0	3.1
2481	594859.03	4782437.98	0.10	0	D	200	40.8	-39.7	0.0	-2.2	0.0	0.0	3.4
2481	594859.03	4782437.98	0.10	0	D	250	44.0	-39.7	0.0	4.2	0.0	0.0	0.1
2481	594859.03	4782437.98	0.10	0	N	100	35.3	-39.7	0.0	-5.3	0.0	0.0	1.0
2481	594859.03	4782437.98	0.10	0	N	125	36.9	-39.7	0.0	-4.9	0.0	0.0	2.1
2481	594859.03	4782437.98	0.10	0	N	160	38.7	-39.7	0.0	-4.0	0.0	0.0	3.0
2481	594859.03	4782437.98	0.10	0	N	200	40.7	-39.7	0.0	-2.2	0.0	0.0	3.3
2481	594859.03	4782437.98	0.10	0	N	250	43.9	-39.7	0.0	4.2	0.0	0.0	0.0
2497	594842.41	4782338.38	0.10	0	D	160	38.8	-42.6	0.0	-4.0	0.0	0.0	0.2
2497	594842.41	4782338.38	0.10	0	D	200	40.8	-42.6	0.0	-2.2	0.0	0.0	0.4
2497	594842.41	4782338.38	0.10	0	N	160	38.7	-42.6	0.0	-4.0	0.0	0.0	0.1
2497	594842.41	4782338.38	0.10	0	N	200	40.7	-42.6	0.0	-2.2	0.0	0.0	0.4
2529	594850.19	4782364.98	0.10	0	D	80	33.1	-37.8	0.0	-5.6	0.0	0.0	0.9
2529	594850.19	4782364.98	0.10	0	D	100	35.4	-37.8	0.0	-5.3	0.0	0.0	2.9
2529	594850.19	4782364.98	0.10	0	D	125	37.0	-37.8	0.0	-4.9	0.0	0.0	4.1
2529	594850.19	4782364.98	0.10	0	D	160	38.8	-37.8	0.0	-4.0	0.0	0.0	5.0
2529	594850.19	4782364.98	0.10	0	D	200	40.8	-37.8	0.0	-2.2	0.0	0.0	5.2
2529	594850.19	4782364.98	0.10	0	D	250	44.0	-37.8	0.0	4.3	0.0	0.0	1.9
2529	594850.19	4782364.98	0.10	0	N	80	33.0	-37.8	0.0	-5.6	0.0	0.0	0.8
2529	594850.19	4782364.98	0.10	0	N	100	35.3	-37.8	0.0	-5.3	0.0	0.0	2.8
2529	594850.19	4782364.98	0.10	0	N	125	36.9	-37.8	0.0	-4.9	0.0	0.0	4.0
2529	594850.19	4782364.98	0.10	0	N	160	38.7	-37.8	0.0	-4.0	0.0	0.0	4.9
2529	594850.19	4782364.98	0.10	0	N	200	40.7	-37.8	0.0	-2.2	0.0	0.0	5.2
2529	594850.19	4782364.98	0.10	0	N	250	43.9	-37.8	0.0	4.3	0.0	0.0	1.8
2561	594862.49	4782407.09	0.10	0	D	80	33.1	-37.4	0.0	-5.6	0.0	0.0	1.3
2561	594862.49	4782407.09	0.10	0	D	100	35.4	-37.4	0.0	-5.3	0.0	0.0	3.3
2561	594862.49	4782407.09	0.10	0	D	125	37.0	-37.4	0.0	-4.9	0.0	0.0	4.4
2561	594862.49	4782407.09	0.10	0	D	160	38.8	-37.4	0.0	-4.0	0.0	0.0	5.4
2561	594862.49	4782407.09	0.10	0	D	200	40.8	-37.4	0.0	-2.2	0.0	0.0	5.6
2561	594862.49	4782407.09	0.10	0	D	250	44.0	-37.4	0.0	4.3	0.0	0.0	2.2
2561	594862.49	4782407.09	0.10	0	N	80	33.0	-37.4	0.0	-5.6	0.0	0.0	1.2
2561	594862.49	4782407.09	0.10	0	N	100	35.3	-37.4	0.0	-5.3	0.0	0.0	3.2
2561	594862.49	4782407.09	0.10	0	N	125	36.9	-37.4	0.0	-4.9	0.0	0.0	4.4
2561	594862.49	4782407.09	0.10	0	N	160	38.7	-37.4	0.0	-4.0	0.0	0.0	5.3
2561	594862.49	4782407.09	0.10	0	N	200	40.7	-37.4	0.0	-2.2	0.0	0.0	5.5
2561	594862.49	4782407.09	0.10	0	N	250	43.9	-37.4	0.0	4.3	0.0	0.0	2.2
2577	594870.65	4782434.98	0.10	0	D	100	35.4	-39.9	0.0	-5.3	0.0	0.0	0.8
2577	594870.65	4782434.98	0.10	0	D	125	37.0	-39.9	0.0	-4.9	0.0	0.0	1.9
2577	594870.65	4782434.98	0.10	0	D	160	38.8	-39.9	0.0	-4.0	0.0	0.0	2.8

Road, TNM, Name: "Dartnall North", ID: "!02!Dartnall _N"													
Nr.	X	Y	Z	Refl.	DEN	Freq.	Lw	Ad	Aair	Agr	Afol	RL	Lr
	(m)	(m)	(m)			(Hz)	dB(A)	(dB)	(dB)	(dB)	(dB)	(dB)	dB(A)
2577	594870.65	4782434.98	0.10	0	D	200	40.8	-39.9	0.0	-2.2	0.0	0.0	3.1
2577	594870.65	4782434.98	0.10	0	N	100	35.3	-39.9	0.0	-5.3	0.0	0.0	0.7
2577	594870.65	4782434.98	0.10	0	N	125	36.9	-39.9	0.0	-4.9	0.0	0.0	1.8
2577	594870.65	4782434.98	0.10	0	N	160	38.7	-39.9	0.0	-4.0	0.0	0.0	2.8
2577	594870.65	4782434.98	0.10	0	N	200	40.7	-39.9	0.0	-2.2	0.0	0.0	3.0

Road, TNM, Name: "Gage south", ID: "!02!Gage_s"													
Nr.	X	Y	Z	Refl.	DEN	Freq.	Lw	Ad	Aair	Agr	Afol	RL	Lr
	(m)	(m)	(m)			(Hz)	dB(A)	(dB)	(dB)	(dB)	(dB)	(dB)	dB(A)
2657	593067.17	4782678.99	0.10	0	D	125	31.0	-36.0	0.0	-5.0	0.0	0.0	0.0
2657	593067.17	4782678.99	0.10	0	D	160	32.6	-36.0	0.0	-4.1	0.0	0.0	0.8
2657	593067.17	4782678.99	0.10	0	D	200	34.5	-36.0	0.0	-2.5	0.0	0.0	1.1
2657	593067.17	4782678.99	0.10	0	N	160	32.6	-36.0	0.0	-4.1	0.0	0.0	0.7
2657	593067.17	4782678.99	0.10	0	N	200	34.5	-36.0	0.0	-2.5	0.0	0.0	1.0
2673	593079.51	4782719.80	0.10	0	D	100	29.5	-34.4	0.0	-5.4	0.0	0.0	0.5
2673	593079.51	4782719.80	0.10	0	D	125	31.0	-34.4	0.0	-5.0	0.0	0.0	1.6
2673	593079.51	4782719.80	0.10	0	D	160	32.6	-34.4	0.0	-4.1	0.0	0.0	2.4
2673	593079.51	4782719.80	0.10	0	D	200	34.5	-34.4	0.0	-2.6	0.0	0.0	2.7
2673	593079.51	4782719.80	0.10	0	D	250	37.5	-34.4	0.0	2.5	0.0	0.0	0.6
2673	593079.51	4782719.80	0.10	0	N	100	29.5	-34.4	0.0	-5.4	0.0	0.0	0.4
2673	593079.51	4782719.80	0.10	0	N	125	30.9	-34.4	0.0	-5.0	0.0	0.0	1.5
2673	593079.51	4782719.80	0.10	0	N	160	32.6	-34.4	0.0	-4.1	0.0	0.0	2.3
2673	593079.51	4782719.80	0.10	0	N	200	34.5	-34.4	0.0	-2.6	0.0	0.0	2.6
2673	593079.51	4782719.80	0.10	0	N	250	37.5	-34.4	0.0	2.5	0.0	0.0	0.6
2865	593070.15	4782678.46	0.10	0	D	125	31.0	-35.8	0.0	-5.0	0.0	0.0	0.1
2865	593070.15	4782678.46	0.10	0	D	160	32.6	-35.8	0.0	-4.1	0.0	0.0	0.9
2865	593070.15	4782678.46	0.10	0	D	200	34.5	-35.8	0.0	-2.5	0.0	0.0	1.2
2865	593070.15	4782678.46	0.10	0	N	125	30.9	-35.8	0.0	-5.0	0.0	0.0	0.1
2865	593070.15	4782678.46	0.10	0	N	160	32.6	-35.8	0.0	-4.1	0.0	0.0	0.9
2865	593070.15	4782678.46	0.10	0	N	200	34.5	-35.8	0.0	-2.5	0.0	0.0	1.1
2881	593082.55	4782719.51	0.10	0	D	100	29.5	-34.4	0.0	-5.4	0.0	0.0	0.5
2881	593082.55	4782719.51	0.10	0	D	125	31.0	-34.4	0.0	-5.0	0.0	0.0	1.6
2881	593082.55	4782719.51	0.10	0	D	160	32.6	-34.4	0.0	-4.1	0.0	0.0	2.4
2881	593082.55	4782719.51	0.10	0	D	200	34.5	-34.4	0.0	-2.6	0.0	0.0	2.7
2881	593082.55	4782719.51	0.10	0	D	250	37.5	-34.4	0.0	2.5	0.0	0.0	0.7
2881	593082.55	4782719.51	0.10	0	N	100	29.5	-34.4	0.0	-5.4	0.0	0.0	0.5
2881	593082.55	4782719.51	0.10	0	N	125	30.9	-34.4	0.0	-5.0	0.0	0.0	1.5
2881	593082.55	4782719.51	0.10	0	N	160	32.6	-34.4	0.0	-4.1	0.0	0.0	2.3
2881	593082.55	4782719.51	0.10	0	N	200	34.5	-34.4	0.0	-2.6	0.0	0.0	2.6
2881	593082.55	4782719.51	0.10	0	N	250	37.5	-34.4	0.0	2.5	0.0	0.0	0.6

Road, TNM, Name: "Dartnall south", ID: "!02!Dartnall _S"													
Nr.	X	Y	Z	Refl.	DEN	Freq.	Lw	Ad	Aair	Agr	Afol	RL	Lr
	(m)	(m)	(m)			(Hz)	dB(A)	(dB)	(dB)	(dB)	(dB)	(dB)	dB(A)
3168	594819.61	4782262.22	0.10	0	D	80	30.4	-32.6	0.0	-5.6	0.0	0.0	3.4
3168	594819.61	4782262.22	0.10	0	D	100	32.7	-32.6	0.0	-5.3	0.0	0.0	5.4
3168	594819.61	4782262.22	0.10	0	D	125	34.2	-32.6	0.0	-4.9	0.0	0.0	6.5
3168	594819.61	4782262.22	0.10	0	D	160	36.0	-32.6	0.0	-4.0	0.0	0.0	7.4
3168	594819.61	4782262.22	0.10	0	D	200	38.0	-32.6	0.0	-2.2	0.0	0.0	7.6
3168	594819.61	4782262.22	0.10	0	D	250	41.2	-32.6	0.0	4.4	0.0	0.0	4.2
3168	594819.61	4782262.22	0.10	0	N	80	30.3	-32.6	0.0	-5.6	0.0	0.0	3.3
3168	594819.61	4782262.22	0.10	0	N	100	32.6	-32.6	0.0	-5.3	0.0	0.0	5.4
3168	594819.61	4782262.22	0.10	0	N	125	34.1	-32.6	0.0	-4.9	0.0	0.0	6.4
3168	594819.61	4782262.22	0.10	0	N	160	35.9	-32.6	0.0	-4.0	0.0	0.0	7.3
3168	594819.61	4782262.22	0.10	0	N	200	37.9	-32.6	0.0	-2.2	0.0	0.0	7.5
3168	594819.61	4782262.22	0.10	0	N	250	41.1	-32.6	0.0	4.4	0.0	0.0	4.2
3182	594810.95	4782264.65	0.10	0	D	80	30.4	-32.5	0.0	-5.6	0.0	0.0	3.5
3182	594810.95	4782264.65	0.10	0	D	100	32.7	-32.5	0.0	-5.3	0.0	0.0	5.5
3182	594810.95	4782264.65	0.10	0	D	125	34.2	-32.5	0.0	-4.9	0.0	0.0	6.6
3182	594810.95	4782264.65	0.10	0	D	160	36.0	-32.5	0.0	-4.0	0.0	0.0	7.4
3182	594810.95	4782264.65	0.10	0	D	200	38.0	-32.5	0.0	-2.2	0.0	0.0	7.7
3182	594810.95	4782264.65	0.10	0	D	250	41.2	-32.5	0.0	4.3	0.0	0.0	4.4
3182	594810.95	4782264.65	0.10	0	N	80	30.3	-32.5	0.0	-5.6	0.0	0.0	3.4

Road, TNM, Name: "Dartnall south", ID: "!02!Dartnall _S"													
Nr.	X	Y	Z	Refl.	DEN	Freq.	Lw	Ad	Aair	Agr	Afol	RL	Lr
	(m)	(m)	(m)			(Hz)	dB(A)	(dB)	(dB)	(dB)	(dB)	(dB)	dB(A)
3182	594810.95	4782264.65	0.10	0	N	100	32.6	-32.5	0.0	-5.3	0.0	0.0	5.4
3182	594810.95	4782264.65	0.10	0	N	125	34.1	-32.5	0.0	-4.9	0.0	0.0	6.5
3182	594810.95	4782264.65	0.10	0	N	160	35.9	-32.5	0.0	-4.0	0.0	0.0	7.4
3182	594810.95	4782264.65	0.10	0	N	200	37.9	-32.5	0.0	-2.2	0.0	0.0	7.6
3182	594810.95	4782264.65	0.10	0	N	250	41.1	-32.5	0.0	4.3	0.0	0.0	4.3

Receiver
Name:
ID: POR002
X: 593892.14 m
Y: 4782644.62 m
Z: 1.50 m

Road, TNM, Name: "Rymal6 westbound", ID: "!03!Rymal6_WB"													
Nr.	X	Y	Z	Refl.	DEN	Freq.	Lw	Ad	Aair	Agr	Afol	RL	Lr
	(m)	(m)	(m)			(Hz)	dB(A)	(dB)	(dB)	(dB)	(dB)	(dB)	dB(A)
1	594254.69	4782507.65	0.10	0	D	50	21.0	-24.7	0.0	-6.0	0.0	0.0	2.2
1	594254.69	4782507.65	0.10	0	D	63	28.5	-24.7	0.0	-5.8	0.0	0.0	9.6
1	594254.69	4782507.65	0.10	0	D	80	32.8	-24.7	0.0	-5.7	0.0	0.0	13.8
1	594254.69	4782507.65	0.10	0	D	100	35.0	-24.7	0.0	-5.6	0.0	0.0	15.8
1	594254.69	4782507.65	0.10	0	D	125	36.4	-24.7	0.0	-5.3	0.0	0.0	16.9
1	594254.69	4782507.65	0.10	0	D	160	38.0	-24.7	0.0	-4.7	0.0	0.0	18.0
1	594254.69	4782507.65	0.10	0	D	200	39.8	-24.7	0.0	-3.8	0.0	0.0	18.9
1	594254.69	4782507.65	0.10	0	D	250	42.8	-24.7	0.0	-1.7	0.0	0.0	19.8
1	594254.69	4782507.65	0.10	0	D	315	43.5	-24.7	0.0	1.7	0.0	0.0	17.1
1	594254.69	4782507.65	0.10	0	D	400	44.3	-24.7	0.0	7.7	0.0	0.0	11.9
1	594254.69	4782507.65	0.10	0	D	500	46.8	-24.7	0.0	16.1	0.0	0.0	5.9
1	594254.69	4782507.65	0.10	0	D	630	48.5	-24.7	0.0	23.0	0.0	0.0	0.8
1	594254.69	4782507.65	0.10	0	N	50	22.0	-24.7	0.0	-6.0	0.0	0.0	3.3
1	594254.69	4782507.65	0.10	0	N	63	29.3	-24.7	0.0	-5.8	0.0	0.0	10.4
1	594254.69	4782507.65	0.10	0	N	80	33.5	-24.7	0.0	-5.7	0.0	0.0	14.5
1	594254.69	4782507.65	0.10	0	N	100	35.8	-24.7	0.0	-5.6	0.0	0.0	16.6
1	594254.69	4782507.65	0.10	0	N	125	37.3	-24.7	0.0	-5.3	0.0	0.0	17.9
1	594254.69	4782507.65	0.10	0	N	160	39.1	-24.7	0.0	-4.7	0.0	0.0	19.1
1	594254.69	4782507.65	0.10	0	N	200	41.1	-24.7	0.0	-3.8	0.0	0.0	20.1
1	594254.69	4782507.65	0.10	0	N	250	44.3	-24.7	0.0	-1.7	0.0	0.0	21.3
1	594254.69	4782507.65	0.10	0	N	315	44.8	-24.7	0.0	1.7	0.0	0.0	18.4
1	594254.69	4782507.65	0.10	0	N	400	45.2	-24.7	0.0	7.7	0.0	0.0	12.8
1	594254.69	4782507.65	0.10	0	N	500	47.6	-24.7	0.0	16.1	0.0	0.0	6.7
1	594254.69	4782507.65	0.10	0	N	630	49.1	-24.7	0.0	23.0	0.0	0.0	1.4
3	594157.26	4782537.97	0.10	0	D	50	21.0	-22.0	0.0	-6.0	0.0	0.0	5.0
3	594157.26	4782537.97	0.10	0	D	63	28.5	-22.0	0.0	-5.9	0.0	0.0	12.3
3	594157.26	4782537.97	0.10	0	D	80	32.8	-22.0	0.0	-5.8	0.0	0.0	16.5
3	594157.26	4782537.97	0.10	0	D	100	35.0	-22.0	0.0	-5.6	0.0	0.0	18.6
3	594157.26	4782537.97	0.10	0	D	125	36.4	-22.0	0.0	-5.4	0.0	0.0	19.8
3	594157.26	4782537.97	0.10	0	D	160	38.0	-22.0	0.0	-4.9	0.0	0.0	20.9
3	594157.26	4782537.97	0.10	0	D	200	39.8	-22.0	0.0	-4.2	0.0	0.0	22.0
3	594157.26	4782537.97	0.10	0	D	250	42.8	-22.0	0.0	-2.7	0.0	0.0	23.5
3	594157.26	4782537.97	0.10	0	D	315	43.5	-22.0	0.0	-0.1	0.0	0.0	21.6
3	594157.26	4782537.97	0.10	0	D	400	44.3	-22.0	0.0	4.6	0.0	0.0	17.7
3	594157.26	4782537.97	0.10	0	D	500	46.8	-22.0	0.0	11.6	0.0	0.0	13.1
3	594157.26	4782537.97	0.10	0	D	630	48.5	-22.0	0.0	19.4	0.0	0.0	7.1
3	594157.26	4782537.97	0.10	0	D	800	47.2	-22.0	0.0	22.3	0.0	0.0	3.0
3	594157.26	4782537.97	0.10	0	D	1000	47.9	-22.0	0.0	23.5	0.0	0.0	2.4
3	594157.26	4782537.97	0.10	0	N	50	22.0	-22.0	0.0	-6.0	0.0	0.0	6.0
3	594157.26	4782537.97	0.10	0	N	63	29.3	-22.0	0.0	-5.9	0.0	0.0	13.1
3	594157.26	4782537.97	0.10	0	N	80	33.5	-22.0	0.0	-5.8	0.0	0.0	17.3
3	594157.26	4782537.97	0.10	0	N	100	35.8	-22.0	0.0	-5.6	0.0	0.0	19.4
3	594157.26	4782537.97	0.10	0	N	125	37.3	-22.0	0.0	-5.4	0.0	0.0	20.7
3	594157.26	4782537.97	0.10	0	N	160	39.1	-22.0	0.0	-4.9	0.0	0.0	22.0
3	594157.26	4782537.97	0.10	0	N	200	41.1	-22.0	0.0	-4.2	0.0	0.0	23.3
3	594157.26	4782537.97	0.10	0	N	250	44.3	-22.0	0.0	-2.7	0.0	0.0	25.0
3	594157.26	4782537.97	0.10	0	N	315	44.8	-22.0	0.0	-0.1	0.0	0.0	22.9
3	594157.26	4782537.97	0.10	0	N	400	45.2	-22.0	0.0	4.6	0.0	0.0	18.6
3	594157.26	4782537.97	0.10	0	N	500	47.6	-22.0	0.0	11.6	0.0	0.0	13.9
3	594157.26	4782537.97	0.10	0	N	630	49.1	-22.0	0.0	19.4	0.0	0.0	7.6
3	594157.26	4782537.97	0.10	0	N	800	48.0	-22.0	0.0	22.3	0.0	0.0	3.7
3	594157.26	4782537.97	0.10	0	N	1000	48.5	-22.0	0.0	23.5	0.0	0.0	3.0

Road, TNM, Name: "Rymal6 westbound", ID: "!03!Rymal6_WB"													
Nr.	X	Y	Z	Refl.	DEN	Freq.	Lw	Ad	Aair	Agr	Afol	RL	Lr
	(m)	(m)	(m)			(Hz)	dB(A)	(dB)	(dB)	(dB)	(dB)	(dB)	dB(A)
3	594157.26	4782537.97	0.10	0	N	1250	47.5	-22.0	0.0	25.0	0.0	0.0	0.5
9	594084.18	4782560.71	0.10	0	D	50	21.0	-22.4	0.0	-6.0	0.0	0.0	4.6
9	594084.18	4782560.71	0.10	0	D	63	28.5	-22.4	0.0	-5.9	0.0	0.0	12.0
9	594084.18	4782560.71	0.10	0	D	80	32.8	-22.4	0.0	-5.8	0.0	0.0	16.2
9	594084.18	4782560.71	0.10	0	D	100	35.0	-22.4	0.0	-5.7	0.0	0.0	18.3
9	594084.18	4782560.71	0.10	0	D	125	36.4	-22.4	0.0	-5.5	0.0	0.0	19.5
9	594084.18	4782560.71	0.10	0	D	160	38.0	-22.4	0.0	-5.1	0.0	0.0	20.7
9	594084.18	4782560.71	0.10	0	D	200	39.8	-22.4	0.0	-4.5	0.0	0.0	21.9
9	594084.18	4782560.71	0.10	0	D	250	42.8	-22.4	0.0	-3.4	0.0	0.0	23.8
9	594084.18	4782560.71	0.10	0	D	315	43.5	-22.4	0.0	-1.4	0.0	0.0	22.5
9	594084.18	4782560.71	0.10	0	D	400	44.3	-22.4	0.0	2.2	0.0	0.0	19.7
9	594084.18	4782560.71	0.10	0	D	500	46.8	-22.4	0.0	7.7	0.0	0.0	16.6
9	594084.18	4782560.71	0.10	0	D	630	48.5	-22.4	0.0	15.3	0.0	0.0	10.8
9	594084.18	4782560.71	0.10	0	D	800	47.2	-22.4	0.0	19.2	0.0	0.0	5.6
9	594084.18	4782560.71	0.10	0	D	1000	47.9	-22.4	0.0	20.5	0.0	0.0	5.0
9	594084.18	4782560.71	0.10	0	D	1250	46.8	-22.4	0.0	21.9	0.0	0.0	2.5
9	594084.18	4782560.71	0.10	0	N	50	22.0	-22.4	0.0	-6.0	0.0	0.0	5.6
9	594084.18	4782560.71	0.10	0	N	63	29.3	-22.4	0.0	-5.9	0.0	0.0	12.8
9	594084.18	4782560.71	0.10	0	N	80	33.5	-22.4	0.0	-5.8	0.0	0.0	16.9
9	594084.18	4782560.71	0.10	0	N	100	35.8	-22.4	0.0	-5.7	0.0	0.0	19.1
9	594084.18	4782560.71	0.10	0	N	125	37.3	-22.4	0.0	-5.5	0.0	0.0	20.4
9	594084.18	4782560.71	0.10	0	N	160	39.1	-22.4	0.0	-5.1	0.0	0.0	21.8
9	594084.18	4782560.71	0.10	0	N	200	41.1	-22.4	0.0	-4.5	0.0	0.0	23.2
9	594084.18	4782560.71	0.10	0	N	250	44.3	-22.4	0.0	-3.4	0.0	0.0	25.3
9	594084.18	4782560.71	0.10	0	N	315	44.8	-22.4	0.0	-1.4	0.0	0.0	23.8
9	594084.18	4782560.71	0.10	0	N	400	45.2	-22.4	0.0	2.2	0.0	0.0	20.6
9	594084.18	4782560.71	0.10	0	N	500	47.6	-22.4	0.0	7.7	0.0	0.0	17.4
9	594084.18	4782560.71	0.10	0	N	630	49.1	-22.4	0.0	15.3	0.0	0.0	11.4
9	594084.18	4782560.71	0.10	0	N	800	48.0	-22.4	0.0	19.2	0.0	0.0	6.3
9	594084.18	4782560.71	0.10	0	N	1000	48.5	-22.4	0.0	20.5	0.0	0.0	5.6
9	594084.18	4782560.71	0.10	0	N	1250	47.5	-22.4	0.0	21.9	0.0	0.0	3.1
9	594084.18	4782560.71	0.10	0	N	1600	46.8	-22.4	0.0	24.0	0.0	0.0	0.4
11	594035.46	4782575.87	0.10	0	D	50	21.0	-20.0	0.0	-6.0	0.0	0.0	7.0
11	594035.46	4782575.87	0.10	0	D	63	28.5	-20.0	0.0	-5.9	0.0	0.0	14.4
11	594035.46	4782575.87	0.10	0	D	80	32.8	-20.0	0.0	-5.8	0.0	0.0	18.6
11	594035.46	4782575.87	0.10	0	D	100	35.0	-20.0	0.0	-5.7	0.0	0.0	20.7
11	594035.46	4782575.87	0.10	0	D	125	36.4	-20.0	0.0	-5.6	0.0	0.0	22.0
11	594035.46	4782575.87	0.10	0	D	160	38.0	-20.0	0.0	-5.3	0.0	0.0	23.3
11	594035.46	4782575.87	0.10	0	D	200	39.8	-20.0	0.0	-4.8	0.0	0.0	24.6
11	594035.46	4782575.87	0.10	0	D	250	42.8	-20.0	0.0	-3.9	0.0	0.0	26.7
11	594035.46	4782575.87	0.10	0	D	315	43.5	-20.0	0.0	-2.3	0.0	0.0	25.8
11	594035.46	4782575.87	0.10	0	D	400	44.3	-20.0	0.0	0.6	0.0	0.0	23.8
11	594035.46	4782575.87	0.10	0	D	500	46.8	-20.0	0.0	5.0	0.0	0.0	21.8
11	594035.46	4782575.87	0.10	0	D	630	48.5	-20.0	0.0	11.5	0.0	0.0	17.1
11	594035.46	4782575.87	0.10	0	D	800	47.2	-20.0	0.0	16.4	0.0	0.0	10.9
11	594035.46	4782575.87	0.10	0	D	1000	47.9	-20.0	0.0	17.9	0.0	0.0	10.0
11	594035.46	4782575.87	0.10	0	D	1250	46.8	-20.0	0.0	19.3	0.0	0.0	7.6
11	594035.46	4782575.87	0.10	0	D	1600	46.3	-20.0	0.0	21.3	0.0	0.0	5.0
11	594035.46	4782575.87	0.10	0	D	2000	45.5	-20.0	0.0	23.4	0.0	0.0	2.1
11	594035.46	4782575.87	0.10	0	N	50	22.0	-20.0	0.0	-6.0	0.0	0.0	8.1
11	594035.46	4782575.87	0.10	0	N	63	29.3	-20.0	0.0	-5.9	0.0	0.0	15.2
11	594035.46	4782575.87	0.10	0	N	80	33.5	-20.0	0.0	-5.8	0.0	0.0	19.4
11	594035.46	4782575.87	0.10	0	N	100	35.8	-20.0	0.0	-5.7	0.0	0.0	21.6
11	594035.46	4782575.87	0.10	0	N	125	37.3	-20.0	0.0	-5.6	0.0	0.0	22.9
11	594035.46	4782575.87	0.10	0	N	160	39.1	-20.0	0.0	-5.3	0.0	0.0	24.4
11	594035.46	4782575.87	0.10	0	N	200	41.1	-20.0	0.0	-4.8	0.0	0.0	25.9
11	594035.46	4782575.87	0.10	0	N	250	44.3	-20.0	0.0	-3.9	0.0	0.0	28.2
11	594035.46	4782575.87	0.10	0	N	315	44.8	-20.0	0.0	-2.3	0.0	0.0	27.1
11	594035.46	4782575.87	0.10	0	N	400	45.2	-20.0	0.0	0.6	0.0	0.0	24.6
11	594035.46	4782575.87	0.10	0	N	500	47.6	-20.0	0.0	5.0	0.0	0.0	22.6
11	594035.46	4782575.87	0.10	0	N	630	49.1	-20.0	0.0	11.5	0.0	0.0	17.6
11	594035.46	4782575.87	0.10	0	N	800	48.0	-20.0	0.0	16.4	0.0	0.0	11.6
11	594035.46	4782575.87	0.10	0	N	1000	48.5	-20.0	0.0	17.9	0.0	0.0	10.7

Road, TNM, Name: "Rymal6 westbound", ID: "!03!Rymal6_WB"													
Nr.	X	Y	Z	Refl.	DEN	Freq.	Lw	Ad	Aair	Agr	Afol	RL	Lr
	(m)	(m)	(m)			(Hz)	dB(A)	(dB)	(dB)	(dB)	(dB)	(dB)	dB(A)
11	594035.46	4782575.87	0.10	0	N	1250	47.5	-20.0	0.0	19.3	0.0	0.0	8.2
11	594035.46	4782575.87	0.10	0	N	1600	46.8	-20.0	0.0	21.3	0.0	0.0	5.6
11	594035.46	4782575.87	0.10	0	N	2000	46.1	-20.0	0.0	23.4	0.0	0.0	2.7
13	593986.74	4782591.03	0.10	0	D	50	21.0	-16.6	0.0	-6.0	0.0	0.0	10.4
13	593986.74	4782591.03	0.10	0	D	63	28.5	-16.6	0.0	-5.9	0.0	0.0	17.9
13	593986.74	4782591.03	0.10	0	D	80	32.8	-16.6	0.0	-5.9	0.0	0.0	22.1
13	593986.74	4782591.03	0.10	0	D	100	35.0	-16.6	0.0	-5.8	0.0	0.0	24.2
13	593986.74	4782591.03	0.10	0	D	125	36.4	-16.6	0.0	-5.6	0.0	0.0	25.5
13	593986.74	4782591.03	0.10	0	D	160	38.0	-16.6	0.0	-5.4	0.0	0.0	26.8
13	593986.74	4782591.03	0.10	0	D	200	39.8	-16.6	0.0	-5.0	0.0	0.0	28.3
13	593986.74	4782591.03	0.10	0	D	250	42.8	-16.6	0.0	-4.3	0.0	0.0	30.6
13	593986.74	4782591.03	0.10	0	D	315	43.5	-16.6	0.0	-3.1	0.0	0.0	30.1
13	593986.74	4782591.03	0.10	0	D	400	44.3	-16.6	0.0	-1.0	0.0	0.0	28.8
13	593986.74	4782591.03	0.10	0	D	500	46.8	-16.6	0.0	2.2	0.0	0.0	28.1
13	593986.74	4782591.03	0.10	0	D	630	48.5	-16.6	0.0	7.0	0.0	0.0	24.9
13	593986.74	4782591.03	0.10	0	D	800	47.2	-16.6	0.0	12.2	0.0	0.0	18.5
13	593986.74	4782591.03	0.10	0	D	1000	47.9	-16.6	0.0	14.4	0.0	0.0	17.0
13	593986.74	4782591.03	0.10	0	D	1250	46.8	-16.6	0.0	15.8	0.0	0.0	14.4
13	593986.74	4782591.03	0.10	0	D	1600	46.3	-16.6	0.0	17.7	0.0	0.0	12.0
13	593986.74	4782591.03	0.10	0	D	2000	45.5	-16.6	0.0	19.7	0.0	0.0	9.2
13	593986.74	4782591.03	0.10	0	D	2500	44.2	-16.6	0.0	21.4	0.0	0.0	6.3
13	593986.74	4782591.03	0.10	0	D	3150	43.4	-16.6	0.0	21.8	0.0	0.0	5.1
13	593986.74	4782591.03	0.10	0	D	4000	41.7	-16.6	0.0	20.8	0.0	0.0	4.3
13	593986.74	4782591.03	0.10	0	D	5000	39.8	-16.6	0.0	20.0	0.0	0.0	3.2
13	593986.74	4782591.03	0.10	0	D	6300	37.6	-16.6	0.0	20.0	0.0	0.0	1.0
13	593986.74	4782591.03	0.10	0	N	50	22.0	-16.6	0.0	-6.0	0.0	0.0	11.5
13	593986.74	4782591.03	0.10	0	N	63	29.3	-16.6	0.0	-5.9	0.0	0.0	18.7
13	593986.74	4782591.03	0.10	0	N	80	33.5	-16.6	0.0	-5.9	0.0	0.0	22.8
13	593986.74	4782591.03	0.10	0	N	100	35.8	-16.6	0.0	-5.8	0.0	0.0	25.0
13	593986.74	4782591.03	0.10	0	N	125	37.3	-16.6	0.0	-5.6	0.0	0.0	26.4
13	593986.74	4782591.03	0.10	0	N	160	39.1	-16.6	0.0	-5.4	0.0	0.0	27.9
13	593986.74	4782591.03	0.10	0	N	200	41.1	-16.6	0.0	-5.0	0.0	0.0	29.5
13	593986.74	4782591.03	0.10	0	N	250	44.3	-16.6	0.0	-4.3	0.0	0.0	32.1
13	593986.74	4782591.03	0.10	0	N	315	44.8	-16.6	0.0	-3.1	0.0	0.0	31.4
13	593986.74	4782591.03	0.10	0	N	400	45.2	-16.6	0.0	-1.0	0.0	0.0	29.7
13	593986.74	4782591.03	0.10	0	N	500	47.6	-16.6	0.0	2.2	0.0	0.0	28.9
13	593986.74	4782591.03	0.10	0	N	630	49.1	-16.6	0.0	7.0	0.0	0.0	25.5
13	593986.74	4782591.03	0.10	0	N	800	48.0	-16.6	0.0	12.2	0.0	0.0	19.2
13	593986.74	4782591.03	0.10	0	N	1000	48.5	-16.6	0.0	14.4	0.0	0.0	17.6
13	593986.74	4782591.03	0.10	0	N	1250	47.5	-16.6	0.0	15.8	0.0	0.0	15.1
13	593986.74	4782591.03	0.10	0	N	1600	46.8	-16.6	0.0	17.7	0.0	0.0	12.5
13	593986.74	4782591.03	0.10	0	N	2000	46.1	-16.6	0.0	19.7	0.0	0.0	9.8
13	593986.74	4782591.03	0.10	0	N	2500	45.0	-16.6	0.0	21.4	0.0	0.0	7.1
13	593986.74	4782591.03	0.10	0	N	3150	44.4	-16.6	0.0	21.8	0.0	0.0	6.0
13	593986.74	4782591.03	0.10	0	N	4000	42.8	-16.6	0.0	20.8	0.0	0.0	5.3
13	593986.74	4782591.03	0.10	0	N	5000	40.9	-16.6	0.0	20.0	0.0	0.0	4.3
13	593986.74	4782591.03	0.10	0	N	6300	38.8	-16.6	0.0	20.0	0.0	0.0	2.2
26	593950.20	4782602.40	0.10	0	D	50	21.0	-16.1	0.0	-6.0	0.0	0.0	10.9
26	593950.20	4782602.40	0.10	0	D	63	28.5	-16.1	0.0	-5.9	0.0	0.0	18.4
26	593950.20	4782602.40	0.10	0	D	80	32.8	-16.1	0.0	-5.9	0.0	0.0	22.6
26	593950.20	4782602.40	0.10	0	D	100	35.0	-16.1	0.0	-5.8	0.0	0.0	24.7
26	593950.20	4782602.40	0.10	0	D	125	36.4	-16.1	0.0	-5.7	0.0	0.0	26.0
26	593950.20	4782602.40	0.10	0	D	160	38.0	-16.1	0.0	-5.5	0.0	0.0	27.4
26	593950.20	4782602.40	0.10	0	D	200	39.8	-16.1	0.0	-5.2	0.0	0.0	28.9
26	593950.20	4782602.40	0.10	0	D	250	42.8	-16.1	0.0	-4.7	0.0	0.0	31.4
26	593950.20	4782602.40	0.10	0	D	315	43.5	-16.1	0.0	-3.8	0.0	0.0	31.2
26	593950.20	4782602.40	0.10	0	D	400	44.3	-16.1	0.0	-2.2	0.0	0.0	30.5
26	593950.20	4782602.40	0.10	0	D	500	46.8	-16.1	0.0	-0.0	0.0	0.0	30.7
26	593950.20	4782602.40	0.10	0	D	630	48.5	-16.1	0.0	3.4	0.0	0.0	29.1
26	593950.20	4782602.40	0.10	0	D	800	47.2	-16.1	0.0	7.6	0.0	0.0	23.5
26	593950.20	4782602.40	0.10	0	D	1000	47.9	-16.1	0.0	10.5	0.0	0.0	21.4
26	593950.20	4782602.40	0.10	0	D	1250	46.8	-16.1	0.0	12.2	0.0	0.0	18.6
26	593950.20	4782602.40	0.10	0	D	1600	46.3	-16.1	0.0	14.1	0.0	0.0	16.1

Road, TNM, Name: "Rymal6 westbound", ID: "!03!Rymal6_WB"													
Nr.	X	Y	Z	Refl.	DEN	Freq.	Lw	Ad	Aair	Agr	Afol	RL	Lr
	(m)	(m)	(m)			(Hz)	dB(A)	(dB)	(dB)	(dB)	(dB)	(dB)	dB(A)
26	593950.20	4782602.40	0.10	0	D	2000	45.5	-16.1	0.0	16.0	0.0	0.0	13.4
26	593950.20	4782602.40	0.10	0	D	2500	44.2	-16.1	0.0	17.5	0.0	0.0	10.7
26	593950.20	4782602.40	0.10	0	D	3150	43.4	-16.1	0.0	17.6	0.0	0.0	9.7
26	593950.20	4782602.40	0.10	0	D	4000	41.7	-16.1	0.0	16.2	0.0	0.0	9.4
26	593950.20	4782602.40	0.10	0	D	5000	39.8	-16.1	0.0	14.8	0.0	0.0	8.9
26	593950.20	4782602.40	0.10	0	D	6300	37.6	-16.1	0.0	14.8	0.0	0.0	6.7
26	593950.20	4782602.40	0.10	0	D	8000	34.8	-16.1	0.0	14.8	0.0	0.0	4.0
26	593950.20	4782602.40	0.10	0	D	10000	31.4	-16.1	0.0	14.8	0.0	0.0	0.5
26	593950.20	4782602.40	0.10	0	N	50	22.0	-16.1	0.0	-6.0	0.0	0.0	12.0
26	593950.20	4782602.40	0.10	0	N	63	29.3	-16.1	0.0	-5.9	0.0	0.0	19.2
26	593950.20	4782602.40	0.10	0	N	80	33.5	-16.1	0.0	-5.9	0.0	0.0	23.3
26	593950.20	4782602.40	0.10	0	N	100	35.8	-16.1	0.0	-5.8	0.0	0.0	25.5
26	593950.20	4782602.40	0.10	0	N	125	37.3	-16.1	0.0	-5.7	0.0	0.0	27.0
26	593950.20	4782602.40	0.10	0	N	160	39.1	-16.1	0.0	-5.5	0.0	0.0	28.5
26	593950.20	4782602.40	0.10	0	N	200	41.1	-16.1	0.0	-5.2	0.0	0.0	30.2
26	593950.20	4782602.40	0.10	0	N	250	44.3	-16.1	0.0	-4.7	0.0	0.0	32.9
26	593950.20	4782602.40	0.10	0	N	315	44.8	-16.1	0.0	-3.8	0.0	0.0	32.5
26	593950.20	4782602.40	0.10	0	N	400	45.2	-16.1	0.0	-2.2	0.0	0.0	31.4
26	593950.20	4782602.40	0.10	0	N	500	47.6	-16.1	0.0	-0.0	0.0	0.0	31.5
26	593950.20	4782602.40	0.10	0	N	630	49.1	-16.1	0.0	3.4	0.0	0.0	29.6
26	593950.20	4782602.40	0.10	0	N	800	48.0	-16.1	0.0	7.6	0.0	0.0	24.2
26	593950.20	4782602.40	0.10	0	N	1000	48.5	-16.1	0.0	10.5	0.0	0.0	22.0
26	593950.20	4782602.40	0.10	0	N	1250	47.5	-16.1	0.0	12.2	0.0	0.0	19.2
26	593950.20	4782602.40	0.10	0	N	1600	46.8	-16.1	0.0	14.1	0.0	0.0	16.7
26	593950.20	4782602.40	0.10	0	N	2000	46.1	-16.1	0.0	16.0	0.0	0.0	14.0
26	593950.20	4782602.40	0.10	0	N	2500	45.0	-16.1	0.0	17.5	0.0	0.0	11.4
26	593950.20	4782602.40	0.10	0	N	3150	44.4	-16.1	0.0	17.6	0.0	0.0	10.7
26	593950.20	4782602.40	0.10	0	N	4000	42.8	-16.1	0.0	16.2	0.0	0.0	10.4
26	593950.20	4782602.40	0.10	0	N	5000	40.9	-16.1	0.0	14.8	0.0	0.0	10.1
26	593950.20	4782602.40	0.10	0	N	6300	38.8	-16.1	0.0	14.8	0.0	0.0	7.9
26	593950.20	4782602.40	0.10	0	N	8000	36.1	-16.1	0.0	14.8	0.0	0.0	5.2
26	593950.20	4782602.40	0.10	0	N	10000	32.4	-16.1	0.0	14.8	0.0	0.0	1.6
63	593931.93	4782608.09	0.10	0	D	50	21.0	-16.7	0.0	-6.0	0.0	0.0	10.3
63	593931.93	4782608.09	0.10	0	D	63	28.5	-16.7	0.0	-5.9	0.0	0.0	17.8
63	593931.93	4782608.09	0.10	0	D	80	32.8	-16.7	0.0	-5.9	0.0	0.0	22.0
63	593931.93	4782608.09	0.10	0	D	100	35.0	-16.7	0.0	-5.8	0.0	0.0	24.1
63	593931.93	4782608.09	0.10	0	D	125	36.4	-16.7	0.0	-5.7	0.0	0.0	25.4
63	593931.93	4782608.09	0.10	0	D	160	38.0	-16.7	0.0	-5.6	0.0	0.0	26.8
63	593931.93	4782608.09	0.10	0	D	200	39.8	-16.7	0.0	-5.3	0.0	0.0	28.4
63	593931.93	4782608.09	0.10	0	D	250	42.8	-16.7	0.0	-4.8	0.0	0.0	31.0
63	593931.93	4782608.09	0.10	0	D	315	43.5	-16.7	0.0	-4.1	0.0	0.0	30.9
63	593931.93	4782608.09	0.10	0	D	400	44.3	-16.7	0.0	-2.9	0.0	0.0	30.5
63	593931.93	4782608.09	0.10	0	D	500	46.8	-16.7	0.0	-1.1	0.0	0.0	31.2
63	593931.93	4782608.09	0.10	0	D	630	48.5	-16.7	0.0	1.6	0.0	0.0	30.3
63	593931.93	4782608.09	0.10	0	D	800	47.2	-16.7	0.0	5.0	0.0	0.0	25.6
63	593931.93	4782608.09	0.10	0	D	1000	47.9	-16.7	0.0	7.8	0.0	0.0	23.4
63	593931.93	4782608.09	0.10	0	D	1250	46.8	-16.7	0.0	9.8	0.0	0.0	20.4
63	593931.93	4782608.09	0.10	0	D	1600	46.3	-16.7	0.0	11.7	0.0	0.0	17.9
63	593931.93	4782608.09	0.10	0	D	2000	45.5	-16.7	0.0	13.6	0.0	0.0	15.2
63	593931.93	4782608.09	0.10	0	D	2500	44.2	-16.7	0.0	15.0	0.0	0.0	12.5
63	593931.93	4782608.09	0.10	0	D	3150	43.4	-16.7	0.0	15.0	0.0	0.0	11.7
63	593931.93	4782608.09	0.10	0	D	4000	41.7	-16.7	0.0	13.4	0.0	0.0	11.6
63	593931.93	4782608.09	0.10	0	D	5000	39.8	-16.7	0.0	11.6	0.0	0.0	11.4
63	593931.93	4782608.09	0.10	0	D	6300	37.6	-16.7	0.0	11.6	0.0	0.0	9.2
63	593931.93	4782608.09	0.10	0	D	8000	34.8	-16.7	0.0	11.6	0.0	0.0	6.5
63	593931.93	4782608.09	0.10	0	D	10000	31.4	-16.7	0.0	11.6	0.0	0.0	3.0
63	593931.93	4782608.09	0.10	0	N	50	22.0	-16.7	0.0	-6.0	0.0	0.0	11.3
63	593931.93	4782608.09	0.10	0	N	63	29.3	-16.7	0.0	-5.9	0.0	0.0	18.5
63	593931.93	4782608.09	0.10	0	N	80	33.5	-16.7	0.0	-5.9	0.0	0.0	22.7
63	593931.93	4782608.09	0.10	0	N	100	35.8	-16.7	0.0	-5.8	0.0	0.0	24.9
63	593931.93	4782608.09	0.10	0	N	125	37.3	-16.7	0.0	-5.7	0.0	0.0	26.4
63	593931.93	4782608.09	0.10	0	N	160	39.1	-16.7	0.0	-5.6	0.0	0.0	27.9
63	593931.93	4782608.09	0.10	0	N	200	41.1	-16.7	0.0	-5.3	0.0	0.0	29.7

Road, TNM, Name: "Rymal6 westbound", ID: "!03!Rymal6_WB"													
Nr.	X	Y	Z	Refl.	DEN	Freq.	Lw	Ad	Aair	Agr	Afol	RL	Lr
	(m)	(m)	(m)			(Hz)	dB(A)	(dB)	(dB)	(dB)	(dB)	(dB)	dB(A)
63	593931.93	4782608.09	0.10	0	N	250	44.3	-16.7	0.0	-4.8	0.0	0.0	32.4
63	593931.93	4782608.09	0.10	0	N	315	44.8	-16.7	0.0	-4.1	0.0	0.0	32.2
63	593931.93	4782608.09	0.10	0	N	400	45.2	-16.7	0.0	-2.9	0.0	0.0	31.4
63	593931.93	4782608.09	0.10	0	N	500	47.6	-16.7	0.0	-1.1	0.0	0.0	32.0
63	593931.93	4782608.09	0.10	0	N	630	49.1	-16.7	0.0	1.6	0.0	0.0	30.9
63	593931.93	4782608.09	0.10	0	N	800	48.0	-16.7	0.0	5.0	0.0	0.0	26.3
63	593931.93	4782608.09	0.10	0	N	1000	48.5	-16.7	0.0	7.8	0.0	0.0	24.0
63	593931.93	4782608.09	0.10	0	N	1250	47.5	-16.7	0.0	9.8	0.0	0.0	21.0
63	593931.93	4782608.09	0.10	0	N	1600	46.8	-16.7	0.0	11.7	0.0	0.0	18.4
63	593931.93	4782608.09	0.10	0	N	2000	46.1	-16.7	0.0	13.6	0.0	0.0	15.8
63	593931.93	4782608.09	0.10	0	N	2500	45.0	-16.7	0.0	15.0	0.0	0.0	13.3
63	593931.93	4782608.09	0.10	0	N	3150	44.4	-16.7	0.0	15.0	0.0	0.0	12.7
63	593931.93	4782608.09	0.10	0	N	4000	42.8	-16.7	0.0	13.4	0.0	0.0	12.7
63	593931.93	4782608.09	0.10	0	N	5000	40.9	-16.7	0.0	11.6	0.0	0.0	12.6
63	593931.93	4782608.09	0.10	0	N	6300	38.8	-16.7	0.0	11.6	0.0	0.0	10.5
63	593931.93	4782608.09	0.10	0	N	8000	36.1	-16.7	0.0	11.6	0.0	0.0	7.7
63	593931.93	4782608.09	0.10	0	N	10000	32.4	-16.7	0.0	11.6	0.0	0.0	4.1
80	593919.75	4782611.88	0.10	0	D	50	21.0	-14.7	0.0	-6.0	0.0	0.0	12.3
80	593919.75	4782611.88	0.10	0	D	63	28.5	-14.7	0.0	-5.9	0.0	0.0	19.8
80	593919.75	4782611.88	0.10	0	D	80	32.8	-14.7	0.0	-5.9	0.0	0.0	24.0
80	593919.75	4782611.88	0.10	0	D	100	35.0	-14.7	0.0	-5.8	0.0	0.0	26.2
80	593919.75	4782611.88	0.10	0	D	125	36.4	-14.7	0.0	-5.8	0.0	0.0	27.5
80	593919.75	4782611.88	0.10	0	D	160	38.0	-14.7	0.0	-5.6	0.0	0.0	28.9
80	593919.75	4782611.88	0.10	0	D	200	39.8	-14.7	0.0	-5.3	0.0	0.0	30.5
80	593919.75	4782611.88	0.10	0	D	250	42.8	-14.7	0.0	-4.9	0.0	0.0	33.1
80	593919.75	4782611.88	0.10	0	D	315	43.5	-14.7	0.0	-4.3	0.0	0.0	33.2
80	593919.75	4782611.88	0.10	0	D	400	44.3	-14.7	0.0	-3.3	0.0	0.0	32.9
80	593919.75	4782611.88	0.10	0	D	500	46.8	-14.7	0.0	-1.8	0.0	0.0	33.9
80	593919.75	4782611.88	0.10	0	D	630	48.5	-14.7	0.0	0.4	0.0	0.0	33.5
80	593919.75	4782611.88	0.10	0	D	800	47.2	-14.7	0.0	3.2	0.0	0.0	29.4
80	593919.75	4782611.88	0.10	0	D	1000	47.9	-14.7	0.0	5.8	0.0	0.0	27.5
80	593919.75	4782611.88	0.10	0	D	1250	46.8	-14.7	0.0	7.8	0.0	0.0	24.3
80	593919.75	4782611.88	0.10	0	D	1600	46.3	-14.7	0.0	9.8	0.0	0.0	21.8
80	593919.75	4782611.88	0.10	0	D	2000	45.5	-14.7	0.0	11.7	0.0	0.0	19.1
80	593919.75	4782611.88	0.10	0	D	2500	44.2	-14.7	0.0	13.1	0.0	0.0	16.5
80	593919.75	4782611.88	0.10	0	D	3150	43.4	-14.7	0.0	13.0	0.0	0.0	15.7
80	593919.75	4782611.88	0.10	0	D	4000	41.7	-14.7	0.0	11.2	0.0	0.0	15.8
80	593919.75	4782611.88	0.10	0	D	5000	39.8	-14.7	0.0	9.3	0.0	0.0	15.8
80	593919.75	4782611.88	0.10	0	D	6300	37.6	-14.7	0.0	9.3	0.0	0.0	13.6
80	593919.75	4782611.88	0.10	0	D	8000	34.8	-14.7	0.0	9.3	0.0	0.0	10.9
80	593919.75	4782611.88	0.10	0	D	10000	31.4	-14.7	0.0	9.3	0.0	0.0	7.4
80	593919.75	4782611.88	0.10	0	N	50	22.0	-14.7	0.0	-6.0	0.0	0.0	13.4
80	593919.75	4782611.88	0.10	0	N	63	29.3	-14.7	0.0	-5.9	0.0	0.0	20.6
80	593919.75	4782611.88	0.10	0	N	80	33.5	-14.7	0.0	-5.9	0.0	0.0	24.8
80	593919.75	4782611.88	0.10	0	N	100	35.8	-14.7	0.0	-5.8	0.0	0.0	27.0
80	593919.75	4782611.88	0.10	0	N	125	37.3	-14.7	0.0	-5.8	0.0	0.0	28.4
80	593919.75	4782611.88	0.10	0	N	160	39.1	-14.7	0.0	-5.6	0.0	0.0	30.0
80	593919.75	4782611.88	0.10	0	N	200	41.1	-14.7	0.0	-5.3	0.0	0.0	31.8
80	593919.75	4782611.88	0.10	0	N	250	44.3	-14.7	0.0	-4.9	0.0	0.0	34.6
80	593919.75	4782611.88	0.10	0	N	315	44.8	-14.7	0.0	-4.3	0.0	0.0	34.4
80	593919.75	4782611.88	0.10	0	N	400	45.2	-14.7	0.0	-3.3	0.0	0.0	33.8
80	593919.75	4782611.88	0.10	0	N	500	47.6	-14.7	0.0	-1.8	0.0	0.0	34.7
80	593919.75	4782611.88	0.10	0	N	630	49.1	-14.7	0.0	0.4	0.0	0.0	34.1
80	593919.75	4782611.88	0.10	0	N	800	48.0	-14.7	0.0	3.2	0.0	0.0	30.1
80	593919.75	4782611.88	0.10	0	N	1000	48.5	-14.7	0.0	5.8	0.0	0.0	28.1
80	593919.75	4782611.88	0.10	0	N	1250	47.5	-14.7	0.0	7.8	0.0	0.0	25.0
80	593919.75	4782611.88	0.10	0	N	1600	46.8	-14.7	0.0	9.8	0.0	0.0	22.3
80	593919.75	4782611.88	0.10	0	N	2000	46.1	-14.7	0.0	11.7	0.0	0.0	19.7
80	593919.75	4782611.88	0.10	0	N	2500	45.0	-14.7	0.0	13.1	0.0	0.0	17.2
80	593919.75	4782611.88	0.10	0	N	3150	44.4	-14.7	0.0	13.0	0.0	0.0	16.7
80	593919.75	4782611.88	0.10	0	N	4000	42.8	-14.7	0.0	11.2	0.0	0.0	16.9
80	593919.75	4782611.88	0.10	0	N	5000	40.9	-14.7	0.0	9.3	0.0	0.0	17.0
80	593919.75	4782611.88	0.10	0	N	6300	38.8	-14.7	0.0	9.3	0.0	0.0	14.9

Road, TNM, Name: "Rymal6 westbound", ID: "!03!Rymal6_WB"													
Nr.	X	Y	Z	Refl.	DEN	Freq.	Lw	Ad	Aair	Agr	Afol	RL	Lr
	(m)	(m)	(m)			(Hz)	dB(A)	(dB)	(dB)	(dB)	(dB)	(dB)	dB(A)
80	593919.75	4782611.88	0.10	0	N	8000	36.1	-14.7	0.0	9.3	0.0	0.0	12.1
80	593919.75	4782611.88	0.10	0	N	10000	32.4	-14.7	0.0	9.3	0.0	0.0	8.5
110	593907.86	4782615.58	0.10	0	D	50	21.0	-12.6	0.0	-6.0	0.0	0.0	14.3
110	593907.86	4782615.58	0.10	0	D	63	28.5	-12.6	0.0	-5.9	0.0	0.0	21.8
110	593907.86	4782615.58	0.10	0	D	80	32.8	-12.6	0.0	-5.9	0.0	0.0	26.1
110	593907.86	4782615.58	0.10	0	D	100	35.0	-12.6	0.0	-5.8	0.0	0.0	28.2
110	593907.86	4782615.58	0.10	0	D	125	36.4	-12.6	0.0	-5.8	0.0	0.0	29.5
110	593907.86	4782615.58	0.10	0	D	160	38.0	-12.6	0.0	-5.6	0.0	0.0	31.0
110	593907.86	4782615.58	0.10	0	D	200	39.8	-12.6	0.0	-5.4	0.0	0.0	32.6
110	593907.86	4782615.58	0.10	0	D	250	42.8	-12.6	0.0	-5.0	0.0	0.0	35.2
110	593907.86	4782615.58	0.10	0	D	315	43.5	-12.6	0.0	-4.5	0.0	0.0	35.4
110	593907.86	4782615.58	0.10	0	D	400	44.3	-12.6	0.0	-3.6	0.0	0.0	35.3
110	593907.86	4782615.58	0.10	0	D	500	46.8	-12.6	0.0	-2.4	0.0	0.0	36.6
110	593907.86	4782615.58	0.10	0	D	630	48.5	-12.6	0.0	-0.7	0.0	0.0	36.6
110	593907.86	4782615.58	0.10	0	D	800	47.2	-12.6	0.0	1.5	0.0	0.0	33.1
110	593907.86	4782615.58	0.10	0	D	1000	47.9	-12.6	0.0	3.8	0.0	0.0	31.5
110	593907.86	4782615.58	0.10	0	D	1250	46.8	-12.6	0.0	5.8	0.0	0.0	28.4
110	593907.86	4782615.58	0.10	0	D	1600	46.3	-12.6	0.0	7.9	0.0	0.0	25.8
110	593907.86	4782615.58	0.10	0	D	2000	45.5	-12.6	0.0	9.7	0.0	0.0	23.1
110	593907.86	4782615.58	0.10	0	D	2500	44.2	-12.6	0.0	11.1	0.0	0.0	20.5
110	593907.86	4782615.58	0.10	0	D	3150	43.4	-12.6	0.0	10.9	0.0	0.0	19.9
110	593907.86	4782615.58	0.10	0	D	4000	41.7	-12.6	0.0	9.0	0.0	0.0	20.1
110	593907.86	4782615.58	0.10	0	D	5000	39.8	-12.6	0.0	6.9	0.0	0.0	20.3
110	593907.86	4782615.58	0.10	0	D	6300	37.6	-12.6	0.0	6.9	0.0	0.0	18.1
110	593907.86	4782615.58	0.10	0	D	8000	34.8	-12.6	0.0	6.9	0.0	0.0	15.3
110	593907.86	4782615.58	0.10	0	D	10000	31.4	-12.6	0.0	6.9	0.0	0.0	11.9
110	593907.86	4782615.58	0.10	0	N	50	22.0	-12.6	0.0	-6.0	0.0	0.0	15.4
110	593907.86	4782615.58	0.10	0	N	63	29.3	-12.6	0.0	-5.9	0.0	0.0	22.6
110	593907.86	4782615.58	0.10	0	N	80	33.5	-12.6	0.0	-5.9	0.0	0.0	26.8
110	593907.86	4782615.58	0.10	0	N	100	35.8	-12.6	0.0	-5.8	0.0	0.0	29.0
110	593907.86	4782615.58	0.10	0	N	125	37.3	-12.6	0.0	-5.8	0.0	0.0	30.5
110	593907.86	4782615.58	0.10	0	N	160	39.1	-12.6	0.0	-5.6	0.0	0.0	32.1
110	593907.86	4782615.58	0.10	0	N	200	41.1	-12.6	0.0	-5.4	0.0	0.0	33.9
110	593907.86	4782615.58	0.10	0	N	250	44.3	-12.6	0.0	-5.0	0.0	0.0	36.7
110	593907.86	4782615.58	0.10	0	N	315	44.8	-12.6	0.0	-4.5	0.0	0.0	36.7
110	593907.86	4782615.58	0.10	0	N	400	45.2	-12.6	0.0	-3.6	0.0	0.0	36.2
110	593907.86	4782615.58	0.10	0	N	500	47.6	-12.6	0.0	-2.4	0.0	0.0	37.4
110	593907.86	4782615.58	0.10	0	N	630	49.1	-12.6	0.0	-0.7	0.0	0.0	37.2
110	593907.86	4782615.58	0.10	0	N	800	48.0	-12.6	0.0	1.5	0.0	0.0	33.8
110	593907.86	4782615.58	0.10	0	N	1000	48.5	-12.6	0.0	3.8	0.0	0.0	32.1
110	593907.86	4782615.58	0.10	0	N	1250	47.5	-12.6	0.0	5.8	0.0	0.0	29.0
110	593907.86	4782615.58	0.10	0	N	1600	46.8	-12.6	0.0	7.9	0.0	0.0	26.3
110	593907.86	4782615.58	0.10	0	N	2000	46.1	-12.6	0.0	9.7	0.0	0.0	23.7
110	593907.86	4782615.58	0.10	0	N	2500	45.0	-12.6	0.0	11.1	0.0	0.0	21.3
110	593907.86	4782615.58	0.10	0	N	3150	44.4	-12.6	0.0	10.9	0.0	0.0	20.8
110	593907.86	4782615.58	0.10	0	N	4000	42.8	-12.6	0.0	9.0	0.0	0.0	21.1
110	593907.86	4782615.58	0.10	0	N	5000	40.9	-12.6	0.0	6.9	0.0	0.0	21.4
110	593907.86	4782615.58	0.10	0	N	6300	38.8	-12.6	0.0	6.9	0.0	0.0	19.3
110	593907.86	4782615.58	0.10	0	N	8000	36.1	-12.6	0.0	6.9	0.0	0.0	16.6
110	593907.86	4782615.58	0.10	0	N	10000	32.4	-12.6	0.0	6.9	0.0	0.0	13.0
149	593896.26	4782619.19	0.10	0	D	50	21.0	-10.5	0.0	-6.0	0.0	0.0	16.4
149	593896.26	4782619.19	0.10	0	D	63	28.5	-10.5	0.0	-5.9	0.0	0.0	23.9
149	593896.26	4782619.19	0.10	0	D	80	32.8	-10.5	0.0	-5.9	0.0	0.0	28.2
149	593896.26	4782619.19	0.10	0	D	100	35.0	-10.5	0.0	-5.9	0.0	0.0	30.3
149	593896.26	4782619.19	0.10	0	D	125	36.4	-10.5	0.0	-5.8	0.0	0.0	31.7
149	593896.26	4782619.19	0.10	0	D	160	38.0	-10.5	0.0	-5.7	0.0	0.0	33.1
149	593896.26	4782619.19	0.10	0	D	200	39.8	-10.5	0.0	-5.5	0.0	0.0	34.7
149	593896.26	4782619.19	0.10	0	D	250	42.8	-10.5	0.0	-5.1	0.0	0.0	37.4
149	593896.26	4782619.19	0.10	0	D	315	43.5	-10.5	0.0	-4.6	0.0	0.0	37.7
149	593896.26	4782619.19	0.10	0	D	400	44.3	-10.5	0.0	-3.9	0.0	0.0	37.7
149	593896.26	4782619.19	0.10	0	D	500	46.8	-10.5	0.0	-3.0	0.0	0.0	39.2
149	593896.26	4782619.19	0.10	0	D	630	48.5	-10.5	0.0	-1.6	0.0	0.0	39.6
149	593896.26	4782619.19	0.10	0	D	800	47.2	-10.5	0.0	0.3	0.0	0.0	36.5

Road, TNM, Name: "Rymal6 westbound", ID: "!03!Rymal6_WB"													
Nr.	X	Y	Z	Refl.	DEN	Freq.	Lw	Ad	Aair	Agr	Afol	RL	Lr
	(m)	(m)	(m)			(Hz)	dB(A)	(dB)	(dB)	(dB)	(dB)	(dB)	dB(A)
149	593896.26	4782619.19	0.10	0	D	1000	47.9	-10.5	0.0	2.2	0.0	0.0	35.2
149	593896.26	4782619.19	0.10	0	D	1250	46.8	-10.5	0.0	4.1	0.0	0.0	32.2
149	593896.26	4782619.19	0.10	0	D	1600	46.3	-10.5	0.0	6.1	0.0	0.0	29.6
149	593896.26	4782619.19	0.10	0	D	2000	45.5	-10.5	0.0	8.0	0.0	0.0	26.9
149	593896.26	4782619.19	0.10	0	D	2500	44.2	-10.5	0.0	9.4	0.0	0.0	24.3
149	593896.26	4782619.19	0.10	0	D	3150	43.4	-10.5	0.0	9.1	0.0	0.0	23.8
149	593896.26	4782619.19	0.10	0	D	4000	41.7	-10.5	0.0	7.0	0.0	0.0	24.1
149	593896.26	4782619.19	0.10	0	D	5000	39.8	-10.5	0.0	4.8	0.0	0.0	24.5
149	593896.26	4782619.19	0.10	0	D	6300	37.6	-10.5	0.0	4.8	0.0	0.0	22.3
149	593896.26	4782619.19	0.10	0	D	8000	34.8	-10.5	0.0	4.8	0.0	0.0	19.5
149	593896.26	4782619.19	0.10	0	D	10000	31.4	-10.5	0.0	4.8	0.0	0.0	16.1
149	593896.26	4782619.19	0.10	0	N	50	22.0	-10.5	0.0	-6.0	0.0	0.0	17.5
149	593896.26	4782619.19	0.10	0	N	63	29.3	-10.5	0.0	-5.9	0.0	0.0	24.7
149	593896.26	4782619.19	0.10	0	N	80	33.5	-10.5	0.0	-5.9	0.0	0.0	28.9
149	593896.26	4782619.19	0.10	0	N	100	35.8	-10.5	0.0	-5.9	0.0	0.0	31.1
149	593896.26	4782619.19	0.10	0	N	125	37.3	-10.5	0.0	-5.8	0.0	0.0	32.6
149	593896.26	4782619.19	0.10	0	N	160	39.1	-10.5	0.0	-5.7	0.0	0.0	34.2
149	593896.26	4782619.19	0.10	0	N	200	41.1	-10.5	0.0	-5.5	0.0	0.0	36.0
149	593896.26	4782619.19	0.10	0	N	250	44.3	-10.5	0.0	-5.1	0.0	0.0	38.9
149	593896.26	4782619.19	0.10	0	N	315	44.8	-10.5	0.0	-4.6	0.0	0.0	38.9
149	593896.26	4782619.19	0.10	0	N	400	45.2	-10.5	0.0	-3.9	0.0	0.0	38.6
149	593896.26	4782619.19	0.10	0	N	500	47.6	-10.5	0.0	-3.0	0.0	0.0	40.0
149	593896.26	4782619.19	0.10	0	N	630	49.1	-10.5	0.0	-1.6	0.0	0.0	40.2
149	593896.26	4782619.19	0.10	0	N	800	48.0	-10.5	0.0	0.3	0.0	0.0	37.2
149	593896.26	4782619.19	0.10	0	N	1000	48.5	-10.5	0.0	2.2	0.0	0.0	35.8
149	593896.26	4782619.19	0.10	0	N	1250	47.5	-10.5	0.0	4.1	0.0	0.0	32.8
149	593896.26	4782619.19	0.10	0	N	1600	46.8	-10.5	0.0	6.1	0.0	0.0	30.1
149	593896.26	4782619.19	0.10	0	N	2000	46.1	-10.5	0.0	8.0	0.0	0.0	27.5
149	593896.26	4782619.19	0.10	0	N	2500	45.0	-10.5	0.0	9.4	0.0	0.0	25.1
149	593896.26	4782619.19	0.10	0	N	3150	44.4	-10.5	0.0	9.1	0.0	0.0	24.8
149	593896.26	4782619.19	0.10	0	N	4000	42.8	-10.5	0.0	7.0	0.0	0.0	25.2
149	593896.26	4782619.19	0.10	0	N	5000	40.9	-10.5	0.0	4.8	0.0	0.0	25.6
149	593896.26	4782619.19	0.10	0	N	6300	38.8	-10.5	0.0	4.8	0.0	0.0	23.5
149	593896.26	4782619.19	0.10	0	N	8000	36.1	-10.5	0.0	4.8	0.0	0.0	20.8
149	593896.26	4782619.19	0.10	0	N	10000	32.4	-10.5	0.0	4.8	0.0	0.0	17.1
151	593887.56	4782621.89	0.10	0	D	50	21.0	-12.6	0.0	-6.0	0.0	0.0	14.3
151	593887.56	4782621.89	0.10	0	D	63	28.5	-12.6	0.0	-5.9	0.0	0.0	21.8
151	593887.56	4782621.89	0.10	0	D	80	32.8	-12.6	0.0	-5.9	0.0	0.0	26.1
151	593887.56	4782621.89	0.10	0	D	100	35.0	-12.6	0.0	-5.9	0.0	0.0	28.2
151	593887.56	4782621.89	0.10	0	D	125	36.4	-12.6	0.0	-5.8	0.0	0.0	29.6
151	593887.56	4782621.89	0.10	0	D	160	38.0	-12.6	0.0	-5.7	0.0	0.0	31.0
151	593887.56	4782621.89	0.10	0	D	200	39.8	-12.6	0.0	-5.5	0.0	0.0	32.7
151	593887.56	4782621.89	0.10	0	D	250	42.8	-12.6	0.0	-5.2	0.0	0.0	35.4
151	593887.56	4782621.89	0.10	0	D	315	43.5	-12.6	0.0	-4.7	0.0	0.0	35.6
151	593887.56	4782621.89	0.10	0	D	400	44.3	-12.6	0.0	-4.0	0.0	0.0	35.7
151	593887.56	4782621.89	0.10	0	D	500	46.8	-12.6	0.0	-3.1	0.0	0.0	37.3
151	593887.56	4782621.89	0.10	0	D	630	48.5	-12.6	0.0	-1.9	0.0	0.0	37.8
151	593887.56	4782621.89	0.10	0	D	800	47.2	-12.6	0.0	-0.2	0.0	0.0	34.8
151	593887.56	4782621.89	0.10	0	D	1000	47.9	-12.6	0.0	1.6	0.0	0.0	33.7
151	593887.56	4782621.89	0.10	0	D	1250	46.8	-12.6	0.0	3.4	0.0	0.0	30.8
151	593887.56	4782621.89	0.10	0	D	1600	46.3	-12.6	0.0	5.5	0.0	0.0	28.2
151	593887.56	4782621.89	0.10	0	D	2000	45.5	-12.6	0.0	7.3	0.0	0.0	25.5
151	593887.56	4782621.89	0.10	0	D	2500	44.2	-12.6	0.0	8.7	0.0	0.0	22.9
151	593887.56	4782621.89	0.10	0	D	3150	43.4	-12.6	0.0	8.4	0.0	0.0	22.4
151	593887.56	4782621.89	0.10	0	D	4000	41.7	-12.6	0.0	6.2	0.0	0.0	22.8
151	593887.56	4782621.89	0.10	0	D	5000	39.8	-12.6	0.0	3.9	0.0	0.0	23.2
151	593887.56	4782621.89	0.10	0	D	6300	37.6	-12.6	0.0	3.9	0.0	0.0	21.0
151	593887.56	4782621.89	0.10	0	D	8000	34.8	-12.6	0.0	3.9	0.0	0.0	18.3
151	593887.56	4782621.89	0.10	0	D	10000	31.4	-12.6	0.0	3.9	0.0	0.0	14.8
151	593887.56	4782621.89	0.10	0	N	50	22.0	-12.6	0.0	-6.0	0.0	0.0	15.4
151	593887.56	4782621.89	0.10	0	N	63	29.3	-12.6	0.0	-5.9	0.0	0.0	22.6
151	593887.56	4782621.89	0.10	0	N	80	33.5	-12.6	0.0	-5.9	0.0	0.0	26.8
151	593887.56	4782621.89	0.10	0	N	100	35.8	-12.6	0.0	-5.9	0.0	0.0	29.0

Road, TNM, Name: "Rymal6 westbound", ID: "!03!Rymal6_WB"													
Nr.	X	Y	Z	Refl.	DEN	Freq.	Lw	Ad	Aair	Agr	Afol	RL	Lr
	(m)	(m)	(m)			(Hz)	dB(A)	(dB)	(dB)	(dB)	(dB)	(dB)	dB(A)
151	593887.56	4782621.89	0.10	0	N	125	37.3	-12.6	0.0	-5.8	0.0	0.0	30.5
151	593887.56	4782621.89	0.10	0	N	160	39.1	-12.6	0.0	-5.7	0.0	0.0	32.1
151	593887.56	4782621.89	0.10	0	N	200	41.1	-12.6	0.0	-5.5	0.0	0.0	33.9
151	593887.56	4782621.89	0.10	0	N	250	44.3	-12.6	0.0	-5.2	0.0	0.0	36.8
151	593887.56	4782621.89	0.10	0	N	315	44.8	-12.6	0.0	-4.7	0.0	0.0	36.9
151	593887.56	4782621.89	0.10	0	N	400	45.2	-12.6	0.0	-4.0	0.0	0.0	36.6
151	593887.56	4782621.89	0.10	0	N	500	47.6	-12.6	0.0	-3.1	0.0	0.0	38.1
151	593887.56	4782621.89	0.10	0	N	630	49.1	-12.6	0.0	-1.9	0.0	0.0	38.4
151	593887.56	4782621.89	0.10	0	N	800	48.0	-12.6	0.0	-0.2	0.0	0.0	35.5
151	593887.56	4782621.89	0.10	0	N	1000	48.5	-12.6	0.0	1.6	0.0	0.0	34.3
151	593887.56	4782621.89	0.10	0	N	1250	47.5	-12.6	0.0	3.4	0.0	0.0	31.4
151	593887.56	4782621.89	0.10	0	N	1600	46.8	-12.6	0.0	5.5	0.0	0.0	28.7
151	593887.56	4782621.89	0.10	0	N	2000	46.1	-12.6	0.0	7.3	0.0	0.0	26.1
151	593887.56	4782621.89	0.10	0	N	2500	45.0	-12.6	0.0	8.7	0.0	0.0	23.7
151	593887.56	4782621.89	0.10	0	N	3150	44.4	-12.6	0.0	8.4	0.0	0.0	23.4
151	593887.56	4782621.89	0.10	0	N	4000	42.8	-12.6	0.0	6.2	0.0	0.0	23.9
151	593887.56	4782621.89	0.10	0	N	5000	40.9	-12.6	0.0	3.9	0.0	0.0	24.4
151	593887.56	4782621.89	0.10	0	N	6300	38.8	-12.6	0.0	3.9	0.0	0.0	22.2
151	593887.56	4782621.89	0.10	0	N	8000	36.1	-12.6	0.0	3.9	0.0	0.0	19.5
151	593887.56	4782621.89	0.10	0	N	10000	32.4	-12.6	0.0	3.9	0.0	0.0	15.9
153	593881.76	4782623.70	0.10	0	D	50	21.0	-12.7	0.0	-6.0	0.0	0.0	14.3
153	593881.76	4782623.70	0.10	0	D	63	28.5	-12.7	0.0	-5.9	0.0	0.0	21.7
153	593881.76	4782623.70	0.10	0	D	80	32.8	-12.7	0.0	-5.9	0.0	0.0	26.0
153	593881.76	4782623.70	0.10	0	D	100	35.0	-12.7	0.0	-5.9	0.0	0.0	28.2
153	593881.76	4782623.70	0.10	0	D	125	36.4	-12.7	0.0	-5.8	0.0	0.0	29.5
153	593881.76	4782623.70	0.10	0	D	160	38.0	-12.7	0.0	-5.7	0.0	0.0	30.9
153	593881.76	4782623.70	0.10	0	D	200	39.8	-12.7	0.0	-5.5	0.0	0.0	32.6
153	593881.76	4782623.70	0.10	0	D	250	42.8	-12.7	0.0	-5.1	0.0	0.0	35.3
153	593881.76	4782623.70	0.10	0	D	315	43.5	-12.7	0.0	-4.7	0.0	0.0	35.6
153	593881.76	4782623.70	0.10	0	D	400	44.3	-12.7	0.0	-4.0	0.0	0.0	35.7
153	593881.76	4782623.70	0.10	0	D	500	46.8	-12.7	0.0	-3.1	0.0	0.0	37.2
153	593881.76	4782623.70	0.10	0	D	630	48.5	-12.7	0.0	-1.9	0.0	0.0	37.7
153	593881.76	4782623.70	0.10	0	D	800	47.2	-12.7	0.0	-0.2	0.0	0.0	34.7
153	593881.76	4782623.70	0.10	0	D	1000	47.9	-12.7	0.0	1.6	0.0	0.0	33.6
153	593881.76	4782623.70	0.10	0	D	1250	46.8	-12.7	0.0	3.5	0.0	0.0	30.7
153	593881.76	4782623.70	0.10	0	D	1600	46.3	-12.7	0.0	5.5	0.0	0.0	28.1
153	593881.76	4782623.70	0.10	0	D	2000	45.5	-12.7	0.0	7.4	0.0	0.0	25.4
153	593881.76	4782623.70	0.10	0	D	2500	44.2	-12.7	0.0	8.7	0.0	0.0	22.8
153	593881.76	4782623.70	0.10	0	D	3150	43.4	-12.7	0.0	8.4	0.0	0.0	22.3
153	593881.76	4782623.70	0.10	0	D	4000	41.7	-12.7	0.0	6.3	0.0	0.0	22.7
153	593881.76	4782623.70	0.10	0	D	5000	39.8	-12.7	0.0	4.0	0.0	0.0	23.1
153	593881.76	4782623.70	0.10	0	D	6300	37.6	-12.7	0.0	4.0	0.0	0.0	20.9
153	593881.76	4782623.70	0.10	0	D	8000	34.8	-12.7	0.0	4.0	0.0	0.0	18.2
153	593881.76	4782623.70	0.10	0	D	10000	31.4	-12.7	0.0	4.0	0.0	0.0	14.7
153	593881.76	4782623.70	0.10	0	N	50	22.0	-12.7	0.0	-6.0	0.0	0.0	15.3
153	593881.76	4782623.70	0.10	0	N	63	29.3	-12.7	0.0	-5.9	0.0	0.0	22.5
153	593881.76	4782623.70	0.10	0	N	80	33.5	-12.7	0.0	-5.9	0.0	0.0	26.7
153	593881.76	4782623.70	0.10	0	N	100	35.8	-12.7	0.0	-5.9	0.0	0.0	29.0
153	593881.76	4782623.70	0.10	0	N	125	37.3	-12.7	0.0	-5.8	0.0	0.0	30.4
153	593881.76	4782623.70	0.10	0	N	160	39.1	-12.7	0.0	-5.7	0.0	0.0	32.1
153	593881.76	4782623.70	0.10	0	N	200	41.1	-12.7	0.0	-5.5	0.0	0.0	33.9
153	593881.76	4782623.70	0.10	0	N	250	44.3	-12.7	0.0	-5.1	0.0	0.0	36.8
153	593881.76	4782623.70	0.10	0	N	315	44.8	-12.7	0.0	-4.7	0.0	0.0	36.8
153	593881.76	4782623.70	0.10	0	N	400	45.2	-12.7	0.0	-4.0	0.0	0.0	36.6
153	593881.76	4782623.70	0.10	0	N	500	47.6	-12.7	0.0	-3.1	0.0	0.0	38.0
153	593881.76	4782623.70	0.10	0	N	630	49.1	-12.7	0.0	-1.9	0.0	0.0	38.3
153	593881.76	4782623.70	0.10	0	N	800	48.0	-12.7	0.0	-0.2	0.0	0.0	35.4
153	593881.76	4782623.70	0.10	0	N	1000	48.5	-12.7	0.0	1.6	0.0	0.0	34.2
153	593881.76	4782623.70	0.10	0	N	1250	47.5	-12.7	0.0	3.5	0.0	0.0	31.3
153	593881.76	4782623.70	0.10	0	N	1600	46.8	-12.7	0.0	5.5	0.0	0.0	28.6
153	593881.76	4782623.70	0.10	0	N	2000	46.1	-12.7	0.0	7.4	0.0	0.0	26.0
153	593881.76	4782623.70	0.10	0	N	2500	45.0	-12.7	0.0	8.7	0.0	0.0	23.6
153	593881.76	4782623.70	0.10	0	N	3150	44.4	-12.7	0.0	8.4	0.0	0.0	23.3

Road, TNM, Name: "Rymal6 westbound", ID: "!03!Rymal6_WB"													
Nr.	X	Y	Z	Refl.	DEN	Freq.	Lw	Ad	Aair	Agr	Afol	RL	Lr
	(m)	(m)	(m)			(Hz)	dB(A)	(dB)	(dB)	(dB)	(dB)	(dB)	dB(A)
153	593881.76	4782623.70	0.10	0	N	4000	42.8	-12.7	0.0	6.3	0.0	0.0	23.8
153	593881.76	4782623.70	0.10	0	N	5000	40.9	-12.7	0.0	4.0	0.0	0.0	24.3
153	593881.76	4782623.70	0.10	0	N	6300	38.8	-12.7	0.0	4.0	0.0	0.0	22.1
153	593881.76	4782623.70	0.10	0	N	8000	36.1	-12.7	0.0	4.0	0.0	0.0	19.4
153	593881.76	4782623.70	0.10	0	N	10000	32.4	-12.7	0.0	4.0	0.0	0.0	15.8
169	593873.06	4782626.40	0.10	0	D	50	21.0	-10.7	0.0	-6.0	0.0	0.0	16.2
169	593873.06	4782626.40	0.10	0	D	63	28.5	-10.7	0.0	-5.9	0.0	0.0	23.7
169	593873.06	4782626.40	0.10	0	D	80	32.8	-10.7	0.0	-5.9	0.0	0.0	28.0
169	593873.06	4782626.40	0.10	0	D	100	35.0	-10.7	0.0	-5.9	0.0	0.0	30.1
169	593873.06	4782626.40	0.10	0	D	125	36.4	-10.7	0.0	-5.8	0.0	0.0	31.5
169	593873.06	4782626.40	0.10	0	D	160	38.0	-10.7	0.0	-5.6	0.0	0.0	32.9
169	593873.06	4782626.40	0.10	0	D	200	39.8	-10.7	0.0	-5.4	0.0	0.0	34.5
169	593873.06	4782626.40	0.10	0	D	250	42.8	-10.7	0.0	-5.1	0.0	0.0	37.2
169	593873.06	4782626.40	0.10	0	D	315	43.5	-10.7	0.0	-4.6	0.0	0.0	37.5
169	593873.06	4782626.40	0.10	0	D	400	44.3	-10.7	0.0	-3.9	0.0	0.0	37.5
169	593873.06	4782626.40	0.10	0	D	500	46.8	-10.7	0.0	-2.9	0.0	0.0	39.0
169	593873.06	4782626.40	0.10	0	D	630	48.5	-10.7	0.0	-1.5	0.0	0.0	39.3
169	593873.06	4782626.40	0.10	0	D	800	47.2	-10.7	0.0	0.4	0.0	0.0	36.2
169	593873.06	4782626.40	0.10	0	D	1000	47.9	-10.7	0.0	2.3	0.0	0.0	34.9
169	593873.06	4782626.40	0.10	0	D	1250	46.8	-10.7	0.0	4.2	0.0	0.0	31.9
169	593873.06	4782626.40	0.10	0	D	1600	46.3	-10.7	0.0	6.3	0.0	0.0	29.2
169	593873.06	4782626.40	0.10	0	D	2000	45.5	-10.7	0.0	8.1	0.0	0.0	26.6
169	593873.06	4782626.40	0.10	0	D	2500	44.2	-10.7	0.0	9.5	0.0	0.0	24.0
169	593873.06	4782626.40	0.10	0	D	3150	43.4	-10.7	0.0	9.3	0.0	0.0	23.4
169	593873.06	4782626.40	0.10	0	D	4000	41.7	-10.7	0.0	7.2	0.0	0.0	23.8
169	593873.06	4782626.40	0.10	0	D	5000	39.8	-10.7	0.0	4.9	0.0	0.0	24.1
169	593873.06	4782626.40	0.10	0	D	6300	37.6	-10.7	0.0	4.9	0.0	0.0	21.9
169	593873.06	4782626.40	0.10	0	D	8000	34.8	-10.7	0.0	4.9	0.0	0.0	19.2
169	593873.06	4782626.40	0.10	0	D	10000	31.4	-10.7	0.0	4.9	0.0	0.0	15.7
169	593873.06	4782626.40	0.10	0	N	50	22.0	-10.7	0.0	-6.0	0.0	0.0	17.3
169	593873.06	4782626.40	0.10	0	N	63	29.3	-10.7	0.0	-5.9	0.0	0.0	24.5
169	593873.06	4782626.40	0.10	0	N	80	33.5	-10.7	0.0	-5.9	0.0	0.0	28.7
169	593873.06	4782626.40	0.10	0	N	100	35.8	-10.7	0.0	-5.9	0.0	0.0	30.9
169	593873.06	4782626.40	0.10	0	N	125	37.3	-10.7	0.0	-5.8	0.0	0.0	32.4
169	593873.06	4782626.40	0.10	0	N	160	39.1	-10.7	0.0	-5.6	0.0	0.0	34.0
169	593873.06	4782626.40	0.10	0	N	200	41.1	-10.7	0.0	-5.4	0.0	0.0	35.8
169	593873.06	4782626.40	0.10	0	N	250	44.3	-10.7	0.0	-5.1	0.0	0.0	38.7
169	593873.06	4782626.40	0.10	0	N	315	44.8	-10.7	0.0	-4.6	0.0	0.0	38.7
169	593873.06	4782626.40	0.10	0	N	400	45.2	-10.7	0.0	-3.9	0.0	0.0	38.4
169	593873.06	4782626.40	0.10	0	N	500	47.6	-10.7	0.0	-2.9	0.0	0.0	39.8
169	593873.06	4782626.40	0.10	0	N	630	49.1	-10.7	0.0	-1.5	0.0	0.0	39.9
169	593873.06	4782626.40	0.10	0	N	800	48.0	-10.7	0.0	0.4	0.0	0.0	36.9
169	593873.06	4782626.40	0.10	0	N	1000	48.5	-10.7	0.0	2.3	0.0	0.0	35.5
169	593873.06	4782626.40	0.10	0	N	1250	47.5	-10.7	0.0	4.2	0.0	0.0	32.5
169	593873.06	4782626.40	0.10	0	N	1600	46.8	-10.7	0.0	6.3	0.0	0.0	29.8
169	593873.06	4782626.40	0.10	0	N	2000	46.1	-10.7	0.0	8.1	0.0	0.0	27.2
169	593873.06	4782626.40	0.10	0	N	2500	45.0	-10.7	0.0	9.5	0.0	0.0	24.8
169	593873.06	4782626.40	0.10	0	N	3150	44.4	-10.7	0.0	9.3	0.0	0.0	24.4
169	593873.06	4782626.40	0.10	0	N	4000	42.8	-10.7	0.0	7.2	0.0	0.0	24.8
169	593873.06	4782626.40	0.10	0	N	5000	40.9	-10.7	0.0	4.9	0.0	0.0	25.3
169	593873.06	4782626.40	0.10	0	N	6300	38.8	-10.7	0.0	4.9	0.0	0.0	23.1
169	593873.06	4782626.40	0.10	0	N	8000	36.1	-10.7	0.0	4.9	0.0	0.0	20.4
169	593873.06	4782626.40	0.10	0	N	10000	32.4	-10.7	0.0	4.9	0.0	0.0	16.8
171	593861.47	4782630.01	0.10	0	D	50	21.0	-12.9	0.0	-6.0	0.0	0.0	14.1
171	593861.47	4782630.01	0.10	0	D	63	28.5	-12.9	0.0	-5.9	0.0	0.0	21.6
171	593861.47	4782630.01	0.10	0	D	80	32.8	-12.9	0.0	-5.9	0.0	0.0	25.8
171	593861.47	4782630.01	0.10	0	D	100	35.0	-12.9	0.0	-5.8	0.0	0.0	28.0
171	593861.47	4782630.01	0.10	0	D	125	36.4	-12.9	0.0	-5.8	0.0	0.0	29.3
171	593861.47	4782630.01	0.10	0	D	160	38.0	-12.9	0.0	-5.6	0.0	0.0	30.7
171	593861.47	4782630.01	0.10	0	D	200	39.8	-12.9	0.0	-5.4	0.0	0.0	32.4
171	593861.47	4782630.01	0.10	0	D	250	42.8	-12.9	0.0	-5.0	0.0	0.0	35.0
171	593861.47	4782630.01	0.10	0	D	315	43.5	-12.9	0.0	-4.5	0.0	0.0	35.1
171	593861.47	4782630.01	0.10	0	D	400	44.3	-12.9	0.0	-3.6	0.0	0.0	35.0

Road, TNM, Name: "Rymal6 westbound", ID: "!03!Rymal6_WB"													
Nr.	X	Y	Z	Refl.	DEN	Freq.	Lw	Ad	Aair	Agr	Afol	RL	Lr
	(m)	(m)	(m)			(Hz)	dB(A)	(dB)	(dB)	(dB)	(dB)	(dB)	dB(A)
171	593861.47	4782630.01	0.10	0	D	500	46.8	-12.9	0.0	-2.4	0.0	0.0	36.3
171	593861.47	4782630.01	0.10	0	D	630	48.5	-12.9	0.0	-0.6	0.0	0.0	36.3
171	593861.47	4782630.01	0.10	0	D	800	47.2	-12.9	0.0	1.7	0.0	0.0	32.7
171	593861.47	4782630.01	0.10	0	D	1000	47.9	-12.9	0.0	4.0	0.0	0.0	31.1
171	593861.47	4782630.01	0.10	0	D	1250	46.8	-12.9	0.0	6.0	0.0	0.0	27.9
171	593861.47	4782630.01	0.10	0	D	1600	46.3	-12.9	0.0	8.1	0.0	0.0	25.3
171	593861.47	4782630.01	0.10	0	D	2000	45.5	-12.9	0.0	9.9	0.0	0.0	22.7
171	593861.47	4782630.01	0.10	0	D	2500	44.2	-12.9	0.0	11.3	0.0	0.0	20.0
171	593861.47	4782630.01	0.10	0	D	3150	43.4	-12.9	0.0	11.1	0.0	0.0	19.4
171	593861.47	4782630.01	0.10	0	D	4000	41.7	-12.9	0.0	9.2	0.0	0.0	19.6
171	593861.47	4782630.01	0.10	0	D	5000	39.8	-12.9	0.0	7.1	0.0	0.0	19.8
171	593861.47	4782630.01	0.10	0	D	6300	37.6	-12.9	0.0	7.1	0.0	0.0	17.6
171	593861.47	4782630.01	0.10	0	D	8000	34.8	-12.9	0.0	7.1	0.0	0.0	14.9
171	593861.47	4782630.01	0.10	0	D	10000	31.4	-12.9	0.0	7.1	0.0	0.0	11.4
171	593861.47	4782630.01	0.10	0	N	50	22.0	-12.9	0.0	-6.0	0.0	0.0	15.2
171	593861.47	4782630.01	0.10	0	N	63	29.3	-12.9	0.0	-5.9	0.0	0.0	22.4
171	593861.47	4782630.01	0.10	0	N	80	33.5	-12.9	0.0	-5.9	0.0	0.0	26.6
171	593861.47	4782630.01	0.10	0	N	100	35.8	-12.9	0.0	-5.8	0.0	0.0	28.8
171	593861.47	4782630.01	0.10	0	N	125	37.3	-12.9	0.0	-5.8	0.0	0.0	30.2
171	593861.47	4782630.01	0.10	0	N	160	39.1	-12.9	0.0	-5.6	0.0	0.0	31.8
171	593861.47	4782630.01	0.10	0	N	200	41.1	-12.9	0.0	-5.4	0.0	0.0	33.6
171	593861.47	4782630.01	0.10	0	N	250	44.3	-12.9	0.0	-5.0	0.0	0.0	36.5
171	593861.47	4782630.01	0.10	0	N	315	44.8	-12.9	0.0	-4.5	0.0	0.0	36.4
171	593861.47	4782630.01	0.10	0	N	400	45.2	-12.9	0.0	-3.6	0.0	0.0	35.9
171	593861.47	4782630.01	0.10	0	N	500	47.6	-12.9	0.0	-2.4	0.0	0.0	37.1
171	593861.47	4782630.01	0.10	0	N	630	49.1	-12.9	0.0	-0.6	0.0	0.0	36.9
171	593861.47	4782630.01	0.10	0	N	800	48.0	-12.9	0.0	1.7	0.0	0.0	33.4
171	593861.47	4782630.01	0.10	0	N	1000	48.5	-12.9	0.0	4.0	0.0	0.0	31.7
171	593861.47	4782630.01	0.10	0	N	1250	47.5	-12.9	0.0	6.0	0.0	0.0	28.6
171	593861.47	4782630.01	0.10	0	N	1600	46.8	-12.9	0.0	8.1	0.0	0.0	25.9
171	593861.47	4782630.01	0.10	0	N	2000	46.1	-12.9	0.0	9.9	0.0	0.0	23.3
171	593861.47	4782630.01	0.10	0	N	2500	45.0	-12.9	0.0	11.3	0.0	0.0	20.8
171	593861.47	4782630.01	0.10	0	N	3150	44.4	-12.9	0.0	11.1	0.0	0.0	20.4
171	593861.47	4782630.01	0.10	0	N	4000	42.8	-12.9	0.0	9.2	0.0	0.0	20.7
171	593861.47	4782630.01	0.10	0	N	5000	40.9	-12.9	0.0	7.1	0.0	0.0	21.0
171	593861.47	4782630.01	0.10	0	N	6300	38.8	-12.9	0.0	7.1	0.0	0.0	18.8
171	593861.47	4782630.01	0.10	0	N	8000	36.1	-12.9	0.0	7.1	0.0	0.0	16.1
171	593861.47	4782630.01	0.10	0	N	10000	32.4	-12.9	0.0	7.1	0.0	0.0	12.5
173	593849.87	4782633.62	0.10	0	D	50	21.0	-15.0	0.0	-6.0	0.0	0.0	11.9
173	593849.87	4782633.62	0.10	0	D	63	28.5	-15.0	0.0	-5.9	0.0	0.0	19.4
173	593849.87	4782633.62	0.10	0	D	80	32.8	-15.0	0.0	-5.9	0.0	0.0	23.6
173	593849.87	4782633.62	0.10	0	D	100	35.0	-15.0	0.0	-5.8	0.0	0.0	25.8
173	593849.87	4782633.62	0.10	0	D	125	36.4	-15.0	0.0	-5.8	0.0	0.0	27.1
173	593849.87	4782633.62	0.10	0	D	160	38.0	-15.0	0.0	-5.6	0.0	0.0	28.5
173	593849.87	4782633.62	0.10	0	D	200	39.8	-15.0	0.0	-5.3	0.0	0.0	30.1
173	593849.87	4782633.62	0.10	0	D	250	42.8	-15.0	0.0	-4.9	0.0	0.0	32.7
173	593849.87	4782633.62	0.10	0	D	315	43.5	-15.0	0.0	-4.3	0.0	0.0	32.8
173	593849.87	4782633.62	0.10	0	D	400	44.3	-15.0	0.0	-3.2	0.0	0.0	32.5
173	593849.87	4782633.62	0.10	0	D	500	46.8	-15.0	0.0	-1.7	0.0	0.0	33.5
173	593849.87	4782633.62	0.10	0	D	630	48.5	-15.0	0.0	0.5	0.0	0.0	33.0
173	593849.87	4782633.62	0.10	0	D	800	47.2	-15.0	0.0	3.3	0.0	0.0	28.9
173	593849.87	4782633.62	0.10	0	D	1000	47.9	-15.0	0.0	6.0	0.0	0.0	26.9
173	593849.87	4782633.62	0.10	0	D	1250	46.8	-15.0	0.0	8.0	0.0	0.0	23.8
173	593849.87	4782633.62	0.10	0	D	1600	46.3	-15.0	0.0	10.0	0.0	0.0	21.2
173	593849.87	4782633.62	0.10	0	D	2000	45.5	-15.0	0.0	11.8	0.0	0.0	18.6
173	593849.87	4782633.62	0.10	0	D	2500	44.2	-15.0	0.0	13.3	0.0	0.0	15.9
173	593849.87	4782633.62	0.10	0	D	3150	43.4	-15.0	0.0	13.2	0.0	0.0	15.2
173	593849.87	4782633.62	0.10	0	D	4000	41.7	-15.0	0.0	11.4	0.0	0.0	15.2
173	593849.87	4782633.62	0.10	0	D	5000	39.8	-15.0	0.0	9.5	0.0	0.0	15.2
173	593849.87	4782633.62	0.10	0	D	6300	37.6	-15.0	0.0	9.5	0.0	0.0	13.0
173	593849.87	4782633.62	0.10	0	D	8000	34.8	-15.0	0.0	9.5	0.0	0.0	10.3
173	593849.87	4782633.62	0.10	0	D	10000	31.4	-15.0	0.0	9.5	0.0	0.0	6.8
173	593849.87	4782633.62	0.10	0	N	50	22.0	-15.0	0.0	-6.0	0.0	0.0	13.0

Road, TNM, Name: "Rymal6 westbound", ID: "!03!Rymal6_WB"													
Nr.	X	Y	Z	Refl.	DEN	Freq.	Lw	Ad	Aair	Agr	Afol	RL	Lr
	(m)	(m)	(m)			(Hz)	dB(A)	(dB)	(dB)	(dB)	(dB)	(dB)	dB(A)
173	593849.87	4782633.62	0.10	0	N	63	29.3	-15.0	0.0	-5.9	0.0	0.0	20.2
173	593849.87	4782633.62	0.10	0	N	80	33.5	-15.0	0.0	-5.9	0.0	0.0	24.4
173	593849.87	4782633.62	0.10	0	N	100	35.8	-15.0	0.0	-5.8	0.0	0.0	26.6
173	593849.87	4782633.62	0.10	0	N	125	37.3	-15.0	0.0	-5.8	0.0	0.0	28.0
173	593849.87	4782633.62	0.10	0	N	160	39.1	-15.0	0.0	-5.6	0.0	0.0	29.6
173	593849.87	4782633.62	0.10	0	N	200	41.1	-15.0	0.0	-5.3	0.0	0.0	31.4
173	593849.87	4782633.62	0.10	0	N	250	44.3	-15.0	0.0	-4.9	0.0	0.0	34.2
173	593849.87	4782633.62	0.10	0	N	315	44.8	-15.0	0.0	-4.3	0.0	0.0	34.0
173	593849.87	4782633.62	0.10	0	N	400	45.2	-15.0	0.0	-3.2	0.0	0.0	33.4
173	593849.87	4782633.62	0.10	0	N	500	47.6	-15.0	0.0	-1.7	0.0	0.0	34.3
173	593849.87	4782633.62	0.10	0	N	630	49.1	-15.0	0.0	0.5	0.0	0.0	33.6
173	593849.87	4782633.62	0.10	0	N	800	48.0	-15.0	0.0	3.3	0.0	0.0	29.6
173	593849.87	4782633.62	0.10	0	N	1000	48.5	-15.0	0.0	6.0	0.0	0.0	27.5
173	593849.87	4782633.62	0.10	0	N	1250	47.5	-15.0	0.0	8.0	0.0	0.0	24.4
173	593849.87	4782633.62	0.10	0	N	1600	46.8	-15.0	0.0	10.0	0.0	0.0	21.8
173	593849.87	4782633.62	0.10	0	N	2000	46.1	-15.0	0.0	11.8	0.0	0.0	19.2
173	593849.87	4782633.62	0.10	0	N	2500	45.0	-15.0	0.0	13.3	0.0	0.0	16.7
173	593849.87	4782633.62	0.10	0	N	3150	44.4	-15.0	0.0	13.2	0.0	0.0	16.2
173	593849.87	4782633.62	0.10	0	N	4000	42.8	-15.0	0.0	11.4	0.0	0.0	16.3
173	593849.87	4782633.62	0.10	0	N	5000	40.9	-15.0	0.0	9.5	0.0	0.0	16.4
173	593849.87	4782633.62	0.10	0	N	6300	38.8	-15.0	0.0	9.5	0.0	0.0	14.3
173	593849.87	4782633.62	0.10	0	N	8000	36.1	-15.0	0.0	9.5	0.0	0.0	11.5
173	593849.87	4782633.62	0.10	0	N	10000	32.4	-15.0	0.0	9.5	0.0	0.0	7.9
192	593832.47	4782639.04	0.10	0	D	50	21.0	-14.7	0.0	-6.0	0.0	0.0	12.3
192	593832.47	4782639.04	0.10	0	D	63	28.5	-14.7	0.0	-5.9	0.0	0.0	19.7
192	593832.47	4782639.04	0.10	0	D	80	32.8	-14.7	0.0	-5.9	0.0	0.0	24.0
192	593832.47	4782639.04	0.10	0	D	100	35.0	-14.7	0.0	-5.8	0.0	0.0	26.1
192	593832.47	4782639.04	0.10	0	D	125	36.4	-14.7	0.0	-5.7	0.0	0.0	27.4
192	593832.47	4782639.04	0.10	0	D	160	38.0	-14.7	0.0	-5.5	0.0	0.0	28.8
192	593832.47	4782639.04	0.10	0	D	200	39.8	-14.7	0.0	-5.3	0.0	0.0	30.4
192	593832.47	4782639.04	0.10	0	D	250	42.8	-14.7	0.0	-4.8	0.0	0.0	32.9
192	593832.47	4782639.04	0.10	0	D	315	43.5	-14.7	0.0	-4.0	0.0	0.0	32.8
192	593832.47	4782639.04	0.10	0	D	400	44.3	-14.7	0.0	-2.6	0.0	0.0	32.3
192	593832.47	4782639.04	0.10	0	D	500	46.8	-14.7	0.0	-0.7	0.0	0.0	32.8
192	593832.47	4782639.04	0.10	0	D	630	48.5	-14.7	0.0	2.2	0.0	0.0	31.7
192	593832.47	4782639.04	0.10	0	D	800	47.2	-14.7	0.0	5.9	0.0	0.0	26.7
192	593832.47	4782639.04	0.10	0	D	1000	47.9	-14.7	0.0	8.8	0.0	0.0	24.5
192	593832.47	4782639.04	0.10	0	D	1250	46.8	-14.7	0.0	10.6	0.0	0.0	21.5
192	593832.47	4782639.04	0.10	0	D	1600	46.3	-14.7	0.0	12.6	0.0	0.0	19.0
192	593832.47	4782639.04	0.10	0	D	2000	45.5	-14.7	0.0	14.4	0.0	0.0	16.3
192	593832.47	4782639.04	0.10	0	D	2500	44.2	-14.7	0.0	15.9	0.0	0.0	13.6
192	593832.47	4782639.04	0.10	0	D	3150	43.4	-14.7	0.0	15.9	0.0	0.0	12.8
192	593832.47	4782639.04	0.10	0	D	4000	41.7	-14.7	0.0	14.4	0.0	0.0	12.6
192	593832.47	4782639.04	0.10	0	D	5000	39.8	-14.7	0.0	12.8	0.0	0.0	12.3
192	593832.47	4782639.04	0.10	0	D	6300	37.6	-14.7	0.0	12.8	0.0	0.0	10.1
192	593832.47	4782639.04	0.10	0	D	8000	34.8	-14.7	0.0	12.8	0.0	0.0	7.4
192	593832.47	4782639.04	0.10	0	D	10000	31.4	-14.7	0.0	12.8	0.0	0.0	3.9
192	593832.47	4782639.04	0.10	0	N	50	22.0	-14.7	0.0	-6.0	0.0	0.0	13.3
192	593832.47	4782639.04	0.10	0	N	63	29.3	-14.7	0.0	-5.9	0.0	0.0	20.5
192	593832.47	4782639.04	0.10	0	N	80	33.5	-14.7	0.0	-5.9	0.0	0.0	24.7
192	593832.47	4782639.04	0.10	0	N	100	35.8	-14.7	0.0	-5.8	0.0	0.0	26.9
192	593832.47	4782639.04	0.10	0	N	125	37.3	-14.7	0.0	-5.7	0.0	0.0	28.4
192	593832.47	4782639.04	0.10	0	N	160	39.1	-14.7	0.0	-5.5	0.0	0.0	29.9
192	593832.47	4782639.04	0.10	0	N	200	41.1	-14.7	0.0	-5.3	0.0	0.0	31.6
192	593832.47	4782639.04	0.10	0	N	250	44.3	-14.7	0.0	-4.8	0.0	0.0	34.4
192	593832.47	4782639.04	0.10	0	N	315	44.8	-14.7	0.0	-4.0	0.0	0.0	34.1
192	593832.47	4782639.04	0.10	0	N	400	45.2	-14.7	0.0	-2.6	0.0	0.0	33.2
192	593832.47	4782639.04	0.10	0	N	500	47.6	-14.7	0.0	-0.7	0.0	0.0	33.6
192	593832.47	4782639.04	0.10	0	N	630	49.1	-14.7	0.0	2.2	0.0	0.0	32.2
192	593832.47	4782639.04	0.10	0	N	800	48.0	-14.7	0.0	5.9	0.0	0.0	27.4
192	593832.47	4782639.04	0.10	0	N	1000	48.5	-14.7	0.0	8.8	0.0	0.0	25.1
192	593832.47	4782639.04	0.10	0	N	1250	47.5	-14.7	0.0	10.6	0.0	0.0	22.1
192	593832.47	4782639.04	0.10	0	N	1600	46.8	-14.7	0.0	12.6	0.0	0.0	19.6

Road, TNM, Name: "Rymal6 westbound", ID: "!03!Rymal6_WB"													
Nr.	X	Y	Z	Refl.	DEN	Freq.	Lw	Ad	Aair	Agr	Afol	RL	Lr
	(m)	(m)	(m)			(Hz)	dB(A)	(dB)	(dB)	(dB)	(dB)	(dB)	dB(A)
192	593832.47	4782639.04	0.10	0	N	2000	46.1	-14.7	0.0	14.4	0.0	0.0	17.0
192	593832.47	4782639.04	0.10	0	N	2500	45.0	-14.7	0.0	15.9	0.0	0.0	14.4
192	593832.47	4782639.04	0.10	0	N	3150	44.4	-14.7	0.0	15.9	0.0	0.0	13.8
192	593832.47	4782639.04	0.10	0	N	4000	42.8	-14.7	0.0	14.4	0.0	0.0	13.7
192	593832.47	4782639.04	0.10	0	N	5000	40.9	-14.7	0.0	12.8	0.0	0.0	13.5
192	593832.47	4782639.04	0.10	0	N	6300	38.8	-14.7	0.0	12.8	0.0	0.0	11.3
192	593832.47	4782639.04	0.10	0	N	8000	36.1	-14.7	0.0	12.8	0.0	0.0	8.6
192	593832.47	4782639.04	0.10	0	N	10000	32.4	-14.7	0.0	12.8	0.0	0.0	5.0
209	593803.80	4782647.96	0.10	0	D	50	21.0	-16.4	0.0	-6.0	0.0	0.0	10.6
209	593803.80	4782647.96	0.10	0	D	63	28.5	-16.4	0.0	-5.9	0.0	0.0	18.1
209	593803.80	4782647.96	0.10	0	D	80	32.8	-16.4	0.0	-5.9	0.0	0.0	22.3
209	593803.80	4782647.96	0.10	0	D	100	35.0	-16.4	0.0	-5.8	0.0	0.0	24.4
209	593803.80	4782647.96	0.10	0	D	125	36.4	-16.4	0.0	-5.7	0.0	0.0	25.7
209	593803.80	4782647.96	0.10	0	D	160	38.0	-16.4	0.0	-5.5	0.0	0.0	27.1
209	593803.80	4782647.96	0.10	0	D	200	39.8	-16.4	0.0	-5.1	0.0	0.0	28.6
209	593803.80	4782647.96	0.10	0	D	250	42.8	-16.4	0.0	-4.5	0.0	0.0	31.0
209	593803.80	4782647.96	0.10	0	D	315	43.5	-16.4	0.0	-3.5	0.0	0.0	30.6
209	593803.80	4782647.96	0.10	0	D	400	44.3	-16.4	0.0	-1.7	0.0	0.0	29.6
209	593803.80	4782647.96	0.10	0	D	500	46.8	-16.4	0.0	1.0	0.0	0.0	29.4
209	593803.80	4782647.96	0.10	0	D	630	48.5	-16.4	0.0	5.1	0.0	0.0	27.1
209	593803.80	4782647.96	0.10	0	D	800	47.2	-16.4	0.0	9.8	0.0	0.0	21.0
209	593803.80	4782647.96	0.10	0	D	1000	47.9	-16.4	0.0	12.4	0.0	0.0	19.1
209	593803.80	4782647.96	0.10	0	D	1250	46.8	-16.4	0.0	14.0	0.0	0.0	16.5
209	593803.80	4782647.96	0.10	0	D	1600	46.3	-16.4	0.0	15.9	0.0	0.0	14.0
209	593803.80	4782647.96	0.10	0	D	2000	45.5	-16.4	0.0	17.8	0.0	0.0	11.3
209	593803.80	4782647.96	0.10	0	D	2500	44.2	-16.4	0.0	19.4	0.0	0.0	8.5
209	593803.80	4782647.96	0.10	0	D	3150	43.4	-16.4	0.0	19.7	0.0	0.0	7.4
209	593803.80	4782647.96	0.10	0	D	4000	41.7	-16.4	0.0	18.5	0.0	0.0	6.8
209	593803.80	4782647.96	0.10	0	D	5000	39.8	-16.4	0.0	17.3	0.0	0.0	6.1
209	593803.80	4782647.96	0.10	0	D	6300	37.6	-16.4	0.0	17.3	0.0	0.0	3.9
209	593803.80	4782647.96	0.10	0	D	8000	34.8	-16.4	0.0	17.3	0.0	0.0	1.1
209	593803.80	4782647.96	0.10	0	N	50	22.0	-16.4	0.0	-6.0	0.0	0.0	11.7
209	593803.80	4782647.96	0.10	0	N	63	29.3	-16.4	0.0	-5.9	0.0	0.0	18.9
209	593803.80	4782647.96	0.10	0	N	80	33.5	-16.4	0.0	-5.9	0.0	0.0	23.0
209	593803.80	4782647.96	0.10	0	N	100	35.8	-16.4	0.0	-5.8	0.0	0.0	25.2
209	593803.80	4782647.96	0.10	0	N	125	37.3	-16.4	0.0	-5.7	0.0	0.0	26.6
209	593803.80	4782647.96	0.10	0	N	160	39.1	-16.4	0.0	-5.5	0.0	0.0	28.2
209	593803.80	4782647.96	0.10	0	N	200	41.1	-16.4	0.0	-5.1	0.0	0.0	29.8
209	593803.80	4782647.96	0.10	0	N	250	44.3	-16.4	0.0	-4.5	0.0	0.0	32.4
209	593803.80	4782647.96	0.10	0	N	315	44.8	-16.4	0.0	-3.5	0.0	0.0	31.9
209	593803.80	4782647.96	0.10	0	N	400	45.2	-16.4	0.0	-1.7	0.0	0.0	30.5
209	593803.80	4782647.96	0.10	0	N	500	47.6	-16.4	0.0	1.0	0.0	0.0	30.3
209	593803.80	4782647.96	0.10	0	N	630	49.1	-16.4	0.0	5.1	0.0	0.0	27.7
209	593803.80	4782647.96	0.10	0	N	800	48.0	-16.4	0.0	9.8	0.0	0.0	21.7
209	593803.80	4782647.96	0.10	0	N	1000	48.5	-16.4	0.0	12.4	0.0	0.0	19.7
209	593803.80	4782647.96	0.10	0	N	1250	47.5	-16.4	0.0	14.0	0.0	0.0	17.1
209	593803.80	4782647.96	0.10	0	N	1600	46.8	-16.4	0.0	15.9	0.0	0.0	14.5
209	593803.80	4782647.96	0.10	0	N	2000	46.1	-16.4	0.0	17.8	0.0	0.0	11.9
209	593803.80	4782647.96	0.10	0	N	2500	45.0	-16.4	0.0	19.4	0.0	0.0	9.2
209	593803.80	4782647.96	0.10	0	N	3150	44.4	-16.4	0.0	19.7	0.0	0.0	8.4
209	593803.80	4782647.96	0.10	0	N	4000	42.8	-16.4	0.0	18.5	0.0	0.0	7.9
209	593803.80	4782647.96	0.10	0	N	5000	40.9	-16.4	0.0	17.3	0.0	0.0	7.2
209	593803.80	4782647.96	0.10	0	N	6300	38.8	-16.4	0.0	17.3	0.0	0.0	5.1
209	593803.80	4782647.96	0.10	0	N	8000	36.1	-16.4	0.0	17.3	0.0	0.0	2.4
212	593769.66	4782658.58	0.10	0	D	50	21.0	-19.3	0.0	-6.0	0.0	0.0	7.7
212	593769.66	4782658.58	0.10	0	D	63	28.5	-19.3	0.0	-5.9	0.0	0.0	15.1
212	593769.66	4782658.58	0.10	0	D	80	32.8	-19.3	0.0	-5.9	0.0	0.0	19.3
212	593769.66	4782658.58	0.10	0	D	100	35.0	-19.3	0.0	-5.8	0.0	0.0	21.4
212	593769.66	4782658.58	0.10	0	D	125	36.4	-19.3	0.0	-5.6	0.0	0.0	22.7
212	593769.66	4782658.58	0.10	0	D	160	38.0	-19.3	0.0	-5.4	0.0	0.0	24.0
212	593769.66	4782658.58	0.10	0	D	200	39.8	-19.3	0.0	-4.9	0.0	0.0	25.4
212	593769.66	4782658.58	0.10	0	D	250	42.8	-19.3	0.0	-4.2	0.0	0.0	27.7
212	593769.66	4782658.58	0.10	0	D	315	43.5	-19.3	0.0	-2.9	0.0	0.0	27.1

Road, TNM, Name: "Rymal6 westbound", ID: "!03!Rymal6_WB"													
Nr.	X	Y	Z	Refl.	DEN	Freq.	Lw	Ad	Aair	Agr	Afol	RL	Lr
	(m)	(m)	(m)			(Hz)	dB(A)	(dB)	(dB)	(dB)	(dB)	(dB)	dB(A)
212	593769.66	4782658.58	0.10	0	D	400	44.3	-19.3	0.0	-0.6	0.0	0.0	25.5
212	593769.66	4782658.58	0.10	0	D	500	46.8	-19.3	0.0	3.0	0.0	0.0	24.5
212	593769.66	4782658.58	0.10	0	D	630	48.5	-19.3	0.0	8.4	0.0	0.0	20.8
212	593769.66	4782658.58	0.10	0	D	800	47.2	-19.3	0.0	13.6	0.0	0.0	14.3
212	593769.66	4782658.58	0.10	0	D	1000	47.9	-19.3	0.0	15.6	0.0	0.0	13.1
212	593769.66	4782658.58	0.10	0	D	1250	46.8	-19.3	0.0	17.0	0.0	0.0	10.5
212	593769.66	4782658.58	0.10	0	D	1600	46.3	-19.3	0.0	18.9	0.0	0.0	8.0
212	593769.66	4782658.58	0.10	0	D	2000	45.5	-19.3	0.0	20.9	0.0	0.0	5.2
212	593769.66	4782658.58	0.10	0	D	2500	44.2	-19.3	0.0	22.6	0.0	0.0	2.3
212	593769.66	4782658.58	0.10	0	D	3150	43.4	-19.3	0.0	23.1	0.0	0.0	0.9
212	593769.66	4782658.58	0.10	0	N	50	22.0	-19.3	0.0	-6.0	0.0	0.0	8.7
212	593769.66	4782658.58	0.10	0	N	63	29.3	-19.3	0.0	-5.9	0.0	0.0	15.9
212	593769.66	4782658.58	0.10	0	N	80	33.5	-19.3	0.0	-5.9	0.0	0.0	20.0
212	593769.66	4782658.58	0.10	0	N	100	35.8	-19.3	0.0	-5.8	0.0	0.0	22.2
212	593769.66	4782658.58	0.10	0	N	125	37.3	-19.3	0.0	-5.6	0.0	0.0	23.6
212	593769.66	4782658.58	0.10	0	N	160	39.1	-19.3	0.0	-5.4	0.0	0.0	25.1
212	593769.66	4782658.58	0.10	0	N	200	41.1	-19.3	0.0	-4.9	0.0	0.0	26.7
212	593769.66	4782658.58	0.10	0	N	250	44.3	-19.3	0.0	-4.2	0.0	0.0	29.2
212	593769.66	4782658.58	0.10	0	N	315	44.8	-19.3	0.0	-2.9	0.0	0.0	28.3
212	593769.66	4782658.58	0.10	0	N	400	45.2	-19.3	0.0	-0.6	0.0	0.0	26.4
212	593769.66	4782658.58	0.10	0	N	500	47.6	-19.3	0.0	3.0	0.0	0.0	25.3
212	593769.66	4782658.58	0.10	0	N	630	49.1	-19.3	0.0	8.4	0.0	0.0	21.4
212	593769.66	4782658.58	0.10	0	N	800	48.0	-19.3	0.0	13.6	0.0	0.0	15.0
212	593769.66	4782658.58	0.10	0	N	1000	48.5	-19.3	0.0	15.6	0.0	0.0	13.7
212	593769.66	4782658.58	0.10	0	N	1250	47.5	-19.3	0.0	17.0	0.0	0.0	11.1
212	593769.66	4782658.58	0.10	0	N	1600	46.8	-19.3	0.0	18.9	0.0	0.0	8.6
212	593769.66	4782658.58	0.10	0	N	2000	46.1	-19.3	0.0	20.9	0.0	0.0	5.8
212	593769.66	4782658.58	0.10	0	N	2500	45.0	-19.3	0.0	22.6	0.0	0.0	3.1
212	593769.66	4782658.58	0.10	0	N	3150	44.4	-19.3	0.0	23.1	0.0	0.0	1.9
212	593769.66	4782658.58	0.10	0	N	4000	42.8	-19.3	0.0	22.4	0.0	0.0	1.0
229	593718.44	4782674.52	0.10	0	D	50	21.0	-19.3	0.0	-6.0	0.0	0.0	7.6
229	593718.44	4782674.52	0.10	0	D	63	28.5	-19.3	0.0	-5.9	0.0	0.0	15.1
229	593718.44	4782674.52	0.10	0	D	80	32.8	-19.3	0.0	-5.8	0.0	0.0	19.3
229	593718.44	4782674.52	0.10	0	D	100	35.0	-19.3	0.0	-5.7	0.0	0.0	21.4
229	593718.44	4782674.52	0.10	0	D	125	36.4	-19.3	0.0	-5.5	0.0	0.0	22.6
229	593718.44	4782674.52	0.10	0	D	160	38.0	-19.3	0.0	-5.2	0.0	0.0	23.8
229	593718.44	4782674.52	0.10	0	D	200	39.8	-19.3	0.0	-4.7	0.0	0.0	25.2
229	593718.44	4782674.52	0.10	0	D	250	42.8	-19.3	0.0	-3.7	0.0	0.0	27.2
229	593718.44	4782674.52	0.10	0	D	315	43.5	-19.3	0.0	-2.0	0.0	0.0	26.2
229	593718.44	4782674.52	0.10	0	D	400	44.3	-19.3	0.0	1.1	0.0	0.0	23.8
229	593718.44	4782674.52	0.10	0	D	500	46.8	-19.3	0.0	5.9	0.0	0.0	21.5
229	593718.44	4782674.52	0.10	0	D	630	48.5	-19.3	0.0	12.9	0.0	0.0	16.3
229	593718.44	4782674.52	0.10	0	D	800	47.2	-19.3	0.0	17.5	0.0	0.0	10.4
229	593718.44	4782674.52	0.10	0	D	1000	47.9	-19.3	0.0	18.9	0.0	0.0	9.7
229	593718.44	4782674.52	0.10	0	D	1250	46.8	-19.3	0.0	20.3	0.0	0.0	7.2
229	593718.44	4782674.52	0.10	0	D	1600	46.3	-19.3	0.0	22.3	0.0	0.0	4.7
229	593718.44	4782674.52	0.10	0	D	2000	45.5	-19.3	0.0	24.4	0.0	0.0	1.7
229	593718.44	4782674.52	0.10	0	N	50	22.0	-19.3	0.0	-6.0	0.0	0.0	8.7
229	593718.44	4782674.52	0.10	0	N	63	29.3	-19.3	0.0	-5.9	0.0	0.0	15.9
229	593718.44	4782674.52	0.10	0	N	80	33.5	-19.3	0.0	-5.8	0.0	0.0	20.0
229	593718.44	4782674.52	0.10	0	N	100	35.8	-19.3	0.0	-5.7	0.0	0.0	22.2
229	593718.44	4782674.52	0.10	0	N	125	37.3	-19.3	0.0	-5.5	0.0	0.0	23.5
229	593718.44	4782674.52	0.10	0	N	160	39.1	-19.3	0.0	-5.2	0.0	0.0	25.0
229	593718.44	4782674.52	0.10	0	N	200	41.1	-19.3	0.0	-4.7	0.0	0.0	26.4
229	593718.44	4782674.52	0.10	0	N	250	44.3	-19.3	0.0	-3.7	0.0	0.0	28.7
229	593718.44	4782674.52	0.10	0	N	315	44.8	-19.3	0.0	-2.0	0.0	0.0	27.4
229	593718.44	4782674.52	0.10	0	N	400	45.2	-19.3	0.0	1.1	0.0	0.0	24.7
229	593718.44	4782674.52	0.10	0	N	500	47.6	-19.3	0.0	5.9	0.0	0.0	22.3
229	593718.44	4782674.52	0.10	0	N	630	49.1	-19.3	0.0	12.9	0.0	0.0	16.9
229	593718.44	4782674.52	0.10	0	N	800	48.0	-19.3	0.0	17.5	0.0	0.0	11.1
229	593718.44	4782674.52	0.10	0	N	1000	48.5	-19.3	0.0	18.9	0.0	0.0	10.3
229	593718.44	4782674.52	0.10	0	N	1250	47.5	-19.3	0.0	20.3	0.0	0.0	7.8
229	593718.44	4782674.52	0.10	0	N	1600	46.8	-19.3	0.0	22.3	0.0	0.0	5.2

Road, TNM, Name: "Rymal6 westbound", ID: "!03!Rymal6_WB"													
Nr.	X	Y	Z	Refl.	DEN	Freq.	Lw	Ad	Aair	Agr	Afol	RL	Lr
	(m)	(m)	(m)			(Hz)	dB(A)	(dB)	(dB)	(dB)	(dB)	(dB)	dB(A)
229	593718.44	4782674.52	0.10	0	N	2000	46.1	-19.3	0.0	24.4	0.0	0.0	2.3
231	593637.36	4782699.75	0.10	0	D	50	21.0	-21.4	0.0	-6.0	0.0	0.0	5.6
231	593637.36	4782699.75	0.10	0	D	63	28.5	-21.4	0.0	-5.9	0.0	0.0	13.0
231	593637.36	4782699.75	0.10	0	D	80	32.8	-21.4	0.0	-5.8	0.0	0.0	17.2
231	593637.36	4782699.75	0.10	0	D	100	35.0	-21.4	0.0	-5.7	0.0	0.0	19.3
231	593637.36	4782699.75	0.10	0	D	125	36.4	-21.4	0.0	-5.4	0.0	0.0	20.5
231	593637.36	4782699.75	0.10	0	D	160	38.0	-21.4	0.0	-5.0	0.0	0.0	21.6
231	593637.36	4782699.75	0.10	0	D	200	39.8	-21.4	0.0	-4.3	0.0	0.0	22.8
231	593637.36	4782699.75	0.10	0	D	250	42.8	-21.4	0.0	-2.9	0.0	0.0	24.4
231	593637.36	4782699.75	0.10	0	D	315	43.5	-21.4	0.0	-0.5	0.0	0.0	22.7
231	593637.36	4782699.75	0.10	0	D	400	44.3	-21.4	0.0	3.8	0.0	0.0	19.1
231	593637.36	4782699.75	0.10	0	D	500	46.8	-21.4	0.0	10.4	0.0	0.0	15.0
231	593637.36	4782699.75	0.10	0	D	630	48.5	-21.4	0.0	18.3	0.0	0.0	8.9
231	593637.36	4782699.75	0.10	0	D	800	47.2	-21.4	0.0	21.4	0.0	0.0	4.5
231	593637.36	4782699.75	0.10	0	D	1000	47.9	-21.4	0.0	22.6	0.0	0.0	4.0
231	593637.36	4782699.75	0.10	0	D	1250	46.8	-21.4	0.0	24.0	0.0	0.0	1.4
231	593637.36	4782699.75	0.10	0	N	50	22.0	-21.4	0.0	-6.0	0.0	0.0	6.7
231	593637.36	4782699.75	0.10	0	N	63	29.3	-21.4	0.0	-5.9	0.0	0.0	13.8
231	593637.36	4782699.75	0.10	0	N	80	33.5	-21.4	0.0	-5.8	0.0	0.0	17.9
231	593637.36	4782699.75	0.10	0	N	100	35.8	-21.4	0.0	-5.7	0.0	0.0	20.1
231	593637.36	4782699.75	0.10	0	N	125	37.3	-21.4	0.0	-5.4	0.0	0.0	21.4
231	593637.36	4782699.75	0.10	0	N	160	39.1	-21.4	0.0	-5.0	0.0	0.0	22.7
231	593637.36	4782699.75	0.10	0	N	200	41.1	-21.4	0.0	-4.3	0.0	0.0	24.0
231	593637.36	4782699.75	0.10	0	N	250	44.3	-21.4	0.0	-2.9	0.0	0.0	25.9
231	593637.36	4782699.75	0.10	0	N	315	44.8	-21.4	0.0	-0.5	0.0	0.0	24.0
231	593637.36	4782699.75	0.10	0	N	400	45.2	-21.4	0.0	3.8	0.0	0.0	20.0
231	593637.36	4782699.75	0.10	0	N	500	47.6	-21.4	0.0	10.4	0.0	0.0	15.8
231	593637.36	4782699.75	0.10	0	N	630	49.1	-21.4	0.0	18.3	0.0	0.0	9.5
231	593637.36	4782699.75	0.10	0	N	800	48.0	-21.4	0.0	21.4	0.0	0.0	5.2
231	593637.36	4782699.75	0.10	0	N	1000	48.5	-21.4	0.0	22.6	0.0	0.0	4.6
231	593637.36	4782699.75	0.10	0	N	1250	47.5	-21.4	0.0	24.0	0.0	0.0	2.0
249	594278.51	4782504.96	0.10	0	D	63	28.5	-28.0	0.0	-5.8	0.0	0.0	6.4
249	594278.51	4782504.96	0.10	0	D	80	32.8	-28.0	0.0	-5.7	0.0	0.0	10.5
249	594278.51	4782504.96	0.10	0	D	100	35.0	-28.0	0.0	-5.5	0.0	0.0	12.5
249	594278.51	4782504.96	0.10	0	D	125	36.4	-28.0	0.0	-5.3	0.0	0.0	13.7
249	594278.51	4782504.96	0.10	0	D	160	38.0	-28.0	0.0	-4.7	0.0	0.0	14.7
249	594278.51	4782504.96	0.10	0	D	200	39.8	-28.0	0.0	-3.7	0.0	0.0	15.5
249	594278.51	4782504.96	0.10	0	D	250	42.8	-28.0	0.0	-1.5	0.0	0.0	16.3
249	594278.51	4782504.96	0.10	0	D	315	43.5	-28.0	0.0	2.1	0.0	0.0	13.5
249	594278.51	4782504.96	0.10	0	D	400	44.3	-28.0	0.0	8.4	0.0	0.0	7.9
249	594278.51	4782504.96	0.10	0	D	500	46.8	-28.0	0.0	17.0	0.0	0.0	1.8
249	594278.51	4782504.96	0.10	0	N	50	22.0	-28.0	0.0	-6.0	0.0	0.0	0.1
249	594278.51	4782504.96	0.10	0	N	63	29.3	-28.0	0.0	-5.8	0.0	0.0	7.1
249	594278.51	4782504.96	0.10	0	N	80	33.5	-28.0	0.0	-5.7	0.0	0.0	11.3
249	594278.51	4782504.96	0.10	0	N	100	35.8	-28.0	0.0	-5.5	0.0	0.0	13.4
249	594278.51	4782504.96	0.10	0	N	125	37.3	-28.0	0.0	-5.3	0.0	0.0	14.6
249	594278.51	4782504.96	0.10	0	N	160	39.1	-28.0	0.0	-4.7	0.0	0.0	15.8
249	594278.51	4782504.96	0.10	0	N	200	41.1	-28.0	0.0	-3.7	0.0	0.0	16.8
249	594278.51	4782504.96	0.10	0	N	250	44.3	-28.0	0.0	-1.5	0.0	0.0	17.8
249	594278.51	4782504.96	0.10	0	N	315	44.8	-28.0	0.0	2.1	0.0	0.0	14.7
249	594278.51	4782504.96	0.10	0	N	400	45.2	-28.0	0.0	8.4	0.0	0.0	8.8
249	594278.51	4782504.96	0.10	0	N	500	47.6	-28.0	0.0	17.0	0.0	0.0	2.6
274	594209.41	4782526.46	0.10	0	D	50	21.0	-24.1	0.0	-6.0	0.0	0.0	2.9
274	594209.41	4782526.46	0.10	0	D	63	28.5	-24.1	0.0	-5.9	0.0	0.0	10.2
274	594209.41	4782526.46	0.10	0	D	80	32.8	-24.1	0.0	-5.8	0.0	0.0	14.4
274	594209.41	4782526.46	0.10	0	D	100	35.0	-24.1	0.0	-5.6	0.0	0.0	16.5
274	594209.41	4782526.46	0.10	0	D	125	36.4	-24.1	0.0	-5.3	0.0	0.0	17.6
274	594209.41	4782526.46	0.10	0	D	160	38.0	-24.1	0.0	-4.8	0.0	0.0	18.7
274	594209.41	4782526.46	0.10	0	D	200	39.8	-24.1	0.0	-4.0	0.0	0.0	19.7
274	594209.41	4782526.46	0.10	0	D	250	42.8	-24.1	0.0	-2.2	0.0	0.0	20.9
274	594209.41	4782526.46	0.10	0	D	315	43.5	-24.1	0.0	0.8	0.0	0.0	18.6
274	594209.41	4782526.46	0.10	0	D	400	44.3	-24.1	0.0	6.2	0.0	0.0	14.0
274	594209.41	4782526.46	0.10	0	D	500	46.8	-24.1	0.0	14.1	0.0	0.0	8.6

Road, TNM, Name: "Rymal6 westbound", ID: "!03!Rymal6_WB"													
Nr.	X	Y	Z	Refl.	DEN	Freq.	Lw	Ad	Aair	Agr	Afol	RL	Lr
	(m)	(m)	(m)			(Hz)	dB(A)	(dB)	(dB)	(dB)	(dB)	(dB)	dB(A)
274	594209.41	4782526.46	0.10	0	D	630	48.5	-24.1	0.0	21.5	0.0	0.0	2.9
274	594209.41	4782526.46	0.10	0	N	50	22.0	-24.1	0.0	-6.0	0.0	0.0	3.9
274	594209.41	4782526.46	0.10	0	N	63	29.3	-24.1	0.0	-5.9	0.0	0.0	11.0
274	594209.41	4782526.46	0.10	0	N	80	33.5	-24.1	0.0	-5.8	0.0	0.0	15.1
274	594209.41	4782526.46	0.10	0	N	100	35.8	-24.1	0.0	-5.6	0.0	0.0	17.3
274	594209.41	4782526.46	0.10	0	N	125	37.3	-24.1	0.0	-5.3	0.0	0.0	18.5
274	594209.41	4782526.46	0.10	0	N	160	39.1	-24.1	0.0	-4.8	0.0	0.0	19.8
274	594209.41	4782526.46	0.10	0	N	200	41.1	-24.1	0.0	-4.0	0.0	0.0	20.9
274	594209.41	4782526.46	0.10	0	N	250	44.3	-24.1	0.0	-2.2	0.0	0.0	22.4
274	594209.41	4782526.46	0.10	0	N	315	44.8	-24.1	0.0	0.8	0.0	0.0	19.9
274	594209.41	4782526.46	0.10	0	N	400	45.2	-24.1	0.0	6.2	0.0	0.0	14.9
274	594209.41	4782526.46	0.10	0	N	500	47.6	-24.1	0.0	14.1	0.0	0.0	9.4
274	594209.41	4782526.46	0.10	0	N	630	49.1	-24.1	0.0	21.5	0.0	0.0	3.5
289	594123.71	4782553.12	0.10	0	D	50	21.0	-21.4	0.0	-6.0	0.0	0.0	5.6
289	594123.71	4782553.12	0.10	0	D	63	28.5	-21.4	0.0	-5.9	0.0	0.0	13.0
289	594123.71	4782553.12	0.10	0	D	80	32.8	-21.4	0.0	-5.8	0.0	0.0	17.2
289	594123.71	4782553.12	0.10	0	D	100	35.0	-21.4	0.0	-5.7	0.0	0.0	19.3
289	594123.71	4782553.12	0.10	0	D	125	36.4	-21.4	0.0	-5.4	0.0	0.0	20.5
289	594123.71	4782553.12	0.10	0	D	160	38.0	-21.4	0.0	-5.0	0.0	0.0	21.6
289	594123.71	4782553.12	0.10	0	D	200	39.8	-21.4	0.0	-4.4	0.0	0.0	22.8
289	594123.71	4782553.12	0.10	0	D	250	42.8	-21.4	0.0	-3.0	0.0	0.0	24.5
289	594123.71	4782553.12	0.10	0	D	315	43.5	-21.4	0.0	-0.7	0.0	0.0	22.9
289	594123.71	4782553.12	0.10	0	D	400	44.3	-21.4	0.0	3.4	0.0	0.0	19.5
289	594123.71	4782553.12	0.10	0	D	500	46.8	-21.4	0.0	9.8	0.0	0.0	15.6
289	594123.71	4782553.12	0.10	0	D	630	48.5	-21.4	0.0	17.7	0.0	0.0	9.5
289	594123.71	4782553.12	0.10	0	D	800	47.2	-21.4	0.0	20.9	0.0	0.0	4.9
289	594123.71	4782553.12	0.10	0	D	1000	47.9	-21.4	0.0	22.2	0.0	0.0	4.4
289	594123.71	4782553.12	0.10	0	D	1250	46.8	-21.4	0.0	23.6	0.0	0.0	1.9
289	594123.71	4782553.12	0.10	0	N	50	22.0	-21.4	0.0	-6.0	0.0	0.0	6.7
289	594123.71	4782553.12	0.10	0	N	63	29.3	-21.4	0.0	-5.9	0.0	0.0	13.8
289	594123.71	4782553.12	0.10	0	N	80	33.5	-21.4	0.0	-5.8	0.0	0.0	17.9
289	594123.71	4782553.12	0.10	0	N	100	35.8	-21.4	0.0	-5.7	0.0	0.0	20.1
289	594123.71	4782553.12	0.10	0	N	125	37.3	-21.4	0.0	-5.4	0.0	0.0	21.4
289	594123.71	4782553.12	0.10	0	N	160	39.1	-21.4	0.0	-5.0	0.0	0.0	22.7
289	594123.71	4782553.12	0.10	0	N	200	41.1	-21.4	0.0	-4.4	0.0	0.0	24.1
289	594123.71	4782553.12	0.10	0	N	250	44.3	-21.4	0.0	-3.0	0.0	0.0	26.0
289	594123.71	4782553.12	0.10	0	N	315	44.8	-21.4	0.0	-0.7	0.0	0.0	24.1
289	594123.71	4782553.12	0.10	0	N	400	45.2	-21.4	0.0	3.4	0.0	0.0	20.4
289	594123.71	4782553.12	0.10	0	N	500	47.6	-21.4	0.0	9.8	0.0	0.0	16.4
289	594123.71	4782553.12	0.10	0	N	630	49.1	-21.4	0.0	17.7	0.0	0.0	10.1
289	594123.71	4782553.12	0.10	0	N	800	48.0	-21.4	0.0	20.9	0.0	0.0	5.6
289	594123.71	4782553.12	0.10	0	N	1000	48.5	-21.4	0.0	22.2	0.0	0.0	5.0
289	594123.71	4782553.12	0.10	0	N	1250	47.5	-21.4	0.0	23.6	0.0	0.0	2.5
291	594059.44	4782573.12	0.10	0	D	50	21.0	-21.8	0.0	-6.0	0.0	0.0	5.2
291	594059.44	4782573.12	0.10	0	D	63	28.5	-21.8	0.0	-5.9	0.0	0.0	12.7
291	594059.44	4782573.12	0.10	0	D	80	32.8	-21.8	0.0	-5.8	0.0	0.0	16.9
291	594059.44	4782573.12	0.10	0	D	100	35.0	-21.8	0.0	-5.7	0.0	0.0	19.0
291	594059.44	4782573.12	0.10	0	D	125	36.4	-21.8	0.0	-5.5	0.0	0.0	20.2
291	594059.44	4782573.12	0.10	0	D	160	38.0	-21.8	0.0	-5.2	0.0	0.0	21.4
291	594059.44	4782573.12	0.10	0	D	200	39.8	-21.8	0.0	-4.7	0.0	0.0	22.7
291	594059.44	4782573.12	0.10	0	D	250	42.8	-21.8	0.0	-3.7	0.0	0.0	24.7
291	594059.44	4782573.12	0.10	0	D	315	43.5	-21.8	0.0	-1.9	0.0	0.0	23.7
291	594059.44	4782573.12	0.10	0	D	400	44.3	-21.8	0.0	1.3	0.0	0.0	21.2
291	594059.44	4782573.12	0.10	0	D	500	46.8	-21.8	0.0	6.3	0.0	0.0	18.8
291	594059.44	4782573.12	0.10	0	D	630	48.5	-21.8	0.0	13.3	0.0	0.0	13.5
291	594059.44	4782573.12	0.10	0	D	800	47.2	-21.8	0.0	17.8	0.0	0.0	7.7
291	594059.44	4782573.12	0.10	0	D	1000	47.9	-21.8	0.0	19.2	0.0	0.0	7.0
291	594059.44	4782573.12	0.10	0	D	1250	46.8	-21.8	0.0	20.6	0.0	0.0	4.5
291	594059.44	4782573.12	0.10	0	D	1600	46.3	-21.8	0.0	22.6	0.0	0.0	1.9
291	594059.44	4782573.12	0.10	0	N	50	22.0	-21.8	0.0	-6.0	0.0	0.0	6.3
291	594059.44	4782573.12	0.10	0	N	63	29.3	-21.8	0.0	-5.9	0.0	0.0	13.5
291	594059.44	4782573.12	0.10	0	N	80	33.5	-21.8	0.0	-5.8	0.0	0.0	17.6
291	594059.44	4782573.12	0.10	0	N	100	35.8	-21.8	0.0	-5.7	0.0	0.0	19.8

Road, TNM, Name: "Rymal6 westbound", ID: "!03!Rymal6_WB"													
Nr.	X	Y	Z	Refl.	DEN	Freq.	Lw	Ad	Aair	Agr	Afol	RL	Lr
	(m)	(m)	(m)			(Hz)	dB(A)	(dB)	(dB)	(dB)	(dB)	(dB)	dB(A)
291	594059.44	4782573.12	0.10	0	N	125	37.3	-21.8	0.0	-5.5	0.0	0.0	21.1
291	594059.44	4782573.12	0.10	0	N	160	39.1	-21.8	0.0	-5.2	0.0	0.0	22.5
291	594059.44	4782573.12	0.10	0	N	200	41.1	-21.8	0.0	-4.7	0.0	0.0	24.0
291	594059.44	4782573.12	0.10	0	N	250	44.3	-21.8	0.0	-3.7	0.0	0.0	26.2
291	594059.44	4782573.12	0.10	0	N	315	44.8	-21.8	0.0	-1.9	0.0	0.0	24.9
291	594059.44	4782573.12	0.10	0	N	400	45.2	-21.8	0.0	1.3	0.0	0.0	22.1
291	594059.44	4782573.12	0.10	0	N	500	47.6	-21.8	0.0	6.3	0.0	0.0	19.6
291	594059.44	4782573.12	0.10	0	N	630	49.1	-21.8	0.0	13.3	0.0	0.0	14.0
291	594059.44	4782573.12	0.10	0	N	800	48.0	-21.8	0.0	17.8	0.0	0.0	8.4
291	594059.44	4782573.12	0.10	0	N	1000	48.5	-21.8	0.0	19.2	0.0	0.0	7.6
291	594059.44	4782573.12	0.10	0	N	1250	47.5	-21.8	0.0	20.6	0.0	0.0	5.1
291	594059.44	4782573.12	0.10	0	N	1600	46.8	-21.8	0.0	22.6	0.0	0.0	2.5
322	594016.59	4782586.46	0.10	0	D	50	21.0	-19.3	0.0	-6.0	0.0	0.0	7.7
322	594016.59	4782586.46	0.10	0	D	63	28.5	-19.3	0.0	-5.9	0.0	0.0	15.2
322	594016.59	4782586.46	0.10	0	D	80	32.8	-19.3	0.0	-5.9	0.0	0.0	19.4
322	594016.59	4782586.46	0.10	0	D	100	35.0	-19.3	0.0	-5.8	0.0	0.0	21.5
322	594016.59	4782586.46	0.10	0	D	125	36.4	-19.3	0.0	-5.6	0.0	0.0	22.7
322	594016.59	4782586.46	0.10	0	D	160	38.0	-19.3	0.0	-5.3	0.0	0.0	24.0
322	594016.59	4782586.46	0.10	0	D	200	39.8	-19.3	0.0	-4.9	0.0	0.0	25.4
322	594016.59	4782586.46	0.10	0	D	250	42.8	-19.3	0.0	-4.1	0.0	0.0	27.6
322	594016.59	4782586.46	0.10	0	D	315	43.5	-19.3	0.0	-2.6	0.0	0.0	26.9
322	594016.59	4782586.46	0.10	0	D	400	44.3	-19.3	0.0	-0.1	0.0	0.0	25.2
322	594016.59	4782586.46	0.10	0	D	500	46.8	-19.3	0.0	3.8	0.0	0.0	23.7
322	594016.59	4782586.46	0.10	0	D	630	48.5	-19.3	0.0	9.7	0.0	0.0	19.6
322	594016.59	4782586.46	0.10	0	D	800	47.2	-19.3	0.0	14.8	0.0	0.0	13.2
322	594016.59	4782586.46	0.10	0	D	1000	47.9	-19.3	0.0	16.6	0.0	0.0	12.1
322	594016.59	4782586.46	0.10	0	D	1250	46.8	-19.3	0.0	18.0	0.0	0.0	9.6
322	594016.59	4782586.46	0.10	0	D	1600	46.3	-19.3	0.0	19.9	0.0	0.0	7.1
322	594016.59	4782586.46	0.10	0	D	2000	45.5	-19.3	0.0	21.9	0.0	0.0	4.3
322	594016.59	4782586.46	0.10	0	D	2500	44.2	-19.3	0.0	23.7	0.0	0.0	1.2
322	594016.59	4782586.46	0.10	0	N	50	22.0	-19.3	0.0	-6.0	0.0	0.0	8.8
322	594016.59	4782586.46	0.10	0	N	63	29.3	-19.3	0.0	-5.9	0.0	0.0	16.0
322	594016.59	4782586.46	0.10	0	N	80	33.5	-19.3	0.0	-5.9	0.0	0.0	20.1
322	594016.59	4782586.46	0.10	0	N	100	35.8	-19.3	0.0	-5.8	0.0	0.0	22.3
322	594016.59	4782586.46	0.10	0	N	125	37.3	-19.3	0.0	-5.6	0.0	0.0	23.7
322	594016.59	4782586.46	0.10	0	N	160	39.1	-19.3	0.0	-5.3	0.0	0.0	25.1
322	594016.59	4782586.46	0.10	0	N	200	41.1	-19.3	0.0	-4.9	0.0	0.0	26.7
322	594016.59	4782586.46	0.10	0	N	250	44.3	-19.3	0.0	-4.1	0.0	0.0	29.1
322	594016.59	4782586.46	0.10	0	N	315	44.8	-19.3	0.0	-2.6	0.0	0.0	28.2
322	594016.59	4782586.46	0.10	0	N	400	45.2	-19.3	0.0	-0.1	0.0	0.0	26.0
322	594016.59	4782586.46	0.10	0	N	500	47.6	-19.3	0.0	3.8	0.0	0.0	24.6
322	594016.59	4782586.46	0.10	0	N	630	49.1	-19.3	0.0	9.7	0.0	0.0	20.2
322	594016.59	4782586.46	0.10	0	N	800	48.0	-19.3	0.0	14.8	0.0	0.0	13.9
322	594016.59	4782586.46	0.10	0	N	1000	48.5	-19.3	0.0	16.6	0.0	0.0	12.7
322	594016.59	4782586.46	0.10	0	N	1250	47.5	-19.3	0.0	18.0	0.0	0.0	10.2
322	594016.59	4782586.46	0.10	0	N	1600	46.8	-19.3	0.0	19.9	0.0	0.0	7.7
322	594016.59	4782586.46	0.10	0	N	2000	46.1	-19.3	0.0	21.9	0.0	0.0	4.9
322	594016.59	4782586.46	0.10	0	N	2500	45.0	-19.3	0.0	23.7	0.0	0.0	2.0
322	594016.59	4782586.46	0.10	0	N	3150	44.4	-19.3	0.0	24.3	0.0	0.0	0.8
339	593973.74	4782599.79	0.10	0	D	50	21.0	-15.8	0.0	-6.0	0.0	0.0	11.2
339	593973.74	4782599.79	0.10	0	D	63	28.5	-15.8	0.0	-5.9	0.0	0.0	18.7
339	593973.74	4782599.79	0.10	0	D	80	32.8	-15.8	0.0	-5.9	0.0	0.0	22.9
339	593973.74	4782599.79	0.10	0	D	100	35.0	-15.8	0.0	-5.8	0.0	0.0	25.0
339	593973.74	4782599.79	0.10	0	D	125	36.4	-15.8	0.0	-5.7	0.0	0.0	26.3
339	593973.74	4782599.79	0.10	0	D	160	38.0	-15.8	0.0	-5.4	0.0	0.0	27.7
339	593973.74	4782599.79	0.10	0	D	200	39.8	-15.8	0.0	-5.1	0.0	0.0	29.2
339	593973.74	4782599.79	0.10	0	D	250	42.8	-15.8	0.0	-4.5	0.0	0.0	31.5
339	593973.74	4782599.79	0.10	0	D	315	43.5	-15.8	0.0	-3.4	0.0	0.0	31.2
339	593973.74	4782599.79	0.10	0	D	400	44.3	-15.8	0.0	-1.5	0.0	0.0	30.1
339	593973.74	4782599.79	0.10	0	D	500	46.8	-15.8	0.0	1.3	0.0	0.0	29.8
339	593973.74	4782599.79	0.10	0	D	630	48.5	-15.8	0.0	5.5	0.0	0.0	27.2
339	593973.74	4782599.79	0.10	0	D	800	47.2	-15.8	0.0	10.4	0.0	0.0	21.1
339	593973.74	4782599.79	0.10	0	D	1000	47.9	-15.8	0.0	12.9	0.0	0.0	19.3

Road, TNM, Name: "Rymal6 westbound", ID: "!03!Rymal6_WB"													
Nr.	X	Y	Z	Refl.	DEN	Freq.	Lw	Ad	Aair	Agr	Afol	RL	Lr
	(m)	(m)	(m)			(Hz)	dB(A)	(dB)	(dB)	(dB)	(dB)	(dB)	dB(A)
339	593973.74	4782599.79	0.10	0	D	1250	46.8	-15.8	0.0	14.5	0.0	0.0	16.6
339	593973.74	4782599.79	0.10	0	D	1600	46.3	-15.8	0.0	16.4	0.0	0.0	14.2
339	593973.74	4782599.79	0.10	0	D	2000	45.5	-15.8	0.0	18.3	0.0	0.0	11.4
339	593973.74	4782599.79	0.10	0	D	2500	44.2	-15.8	0.0	19.9	0.0	0.0	8.6
339	593973.74	4782599.79	0.10	0	D	3150	43.4	-15.8	0.0	20.2	0.0	0.0	7.5
339	593973.74	4782599.79	0.10	0	D	4000	41.7	-15.8	0.0	19.1	0.0	0.0	6.9
339	593973.74	4782599.79	0.10	0	D	5000	39.8	-15.8	0.0	18.0	0.0	0.0	6.0
339	593973.74	4782599.79	0.10	0	D	6300	37.6	-15.8	0.0	18.0	0.0	0.0	3.8
339	593973.74	4782599.79	0.10	0	D	8000	34.8	-15.8	0.0	18.0	0.0	0.0	1.1
339	593973.74	4782599.79	0.10	0	N	50	22.0	-15.8	0.0	-6.0	0.0	0.0	12.3
339	593973.74	4782599.79	0.10	0	N	63	29.3	-15.8	0.0	-5.9	0.0	0.0	19.5
339	593973.74	4782599.79	0.10	0	N	80	33.5	-15.8	0.0	-5.9	0.0	0.0	23.6
339	593973.74	4782599.79	0.10	0	N	100	35.8	-15.8	0.0	-5.8	0.0	0.0	25.8
339	593973.74	4782599.79	0.10	0	N	125	37.3	-15.8	0.0	-5.7	0.0	0.0	27.3
339	593973.74	4782599.79	0.10	0	N	160	39.1	-15.8	0.0	-5.4	0.0	0.0	28.8
339	593973.74	4782599.79	0.10	0	N	200	41.1	-15.8	0.0	-5.1	0.0	0.0	30.4
339	593973.74	4782599.79	0.10	0	N	250	44.3	-15.8	0.0	-4.5	0.0	0.0	33.0
339	593973.74	4782599.79	0.10	0	N	315	44.8	-15.8	0.0	-3.4	0.0	0.0	32.4
339	593973.74	4782599.79	0.10	0	N	400	45.2	-15.8	0.0	-1.5	0.0	0.0	31.0
339	593973.74	4782599.79	0.10	0	N	500	47.6	-15.8	0.0	1.3	0.0	0.0	30.6
339	593973.74	4782599.79	0.10	0	N	630	49.1	-15.8	0.0	5.5	0.0	0.0	27.8
339	593973.74	4782599.79	0.10	0	N	800	48.0	-15.8	0.0	10.4	0.0	0.0	21.8
339	593973.74	4782599.79	0.10	0	N	1000	48.5	-15.8	0.0	12.9	0.0	0.0	19.9
339	593973.74	4782599.79	0.10	0	N	1250	47.5	-15.8	0.0	14.5	0.0	0.0	17.2
339	593973.74	4782599.79	0.10	0	N	1600	46.8	-15.8	0.0	16.4	0.0	0.0	14.7
339	593973.74	4782599.79	0.10	0	N	2000	46.1	-15.8	0.0	18.3	0.0	0.0	12.0
339	593973.74	4782599.79	0.10	0	N	2500	45.0	-15.8	0.0	19.9	0.0	0.0	9.4
339	593973.74	4782599.79	0.10	0	N	3150	44.4	-15.8	0.0	20.2	0.0	0.0	8.5
339	593973.74	4782599.79	0.10	0	N	4000	42.8	-15.8	0.0	19.1	0.0	0.0	7.9
339	593973.74	4782599.79	0.10	0	N	5000	40.9	-15.8	0.0	18.0	0.0	0.0	7.2
339	593973.74	4782599.79	0.10	0	N	6300	38.8	-15.8	0.0	18.0	0.0	0.0	5.1
339	593973.74	4782599.79	0.10	0	N	8000	36.1	-15.8	0.0	18.0	0.0	0.0	2.3
341	593941.60	4782609.79	0.10	0	D	50	21.0	-15.1	0.0	-6.0	0.0	0.0	11.8
341	593941.60	4782609.79	0.10	0	D	63	28.5	-15.1	0.0	-5.9	0.0	0.0	19.3
341	593941.60	4782609.79	0.10	0	D	80	32.8	-15.1	0.0	-5.9	0.0	0.0	23.5
341	593941.60	4782609.79	0.10	0	D	100	35.0	-15.1	0.0	-5.8	0.0	0.0	25.7
341	593941.60	4782609.79	0.10	0	D	125	36.4	-15.1	0.0	-5.7	0.0	0.0	27.0
341	593941.60	4782609.79	0.10	0	D	160	38.0	-15.1	0.0	-5.5	0.0	0.0	28.4
341	593941.60	4782609.79	0.10	0	D	200	39.8	-15.1	0.0	-5.2	0.0	0.0	29.9
341	593941.60	4782609.79	0.10	0	D	250	42.8	-15.1	0.0	-4.8	0.0	0.0	32.5
341	593941.60	4782609.79	0.10	0	D	315	43.5	-15.1	0.0	-4.0	0.0	0.0	32.4
341	593941.60	4782609.79	0.10	0	D	400	44.3	-15.1	0.0	-2.6	0.0	0.0	31.8
341	593941.60	4782609.79	0.10	0	D	500	46.8	-15.1	0.0	-0.7	0.0	0.0	32.3
341	593941.60	4782609.79	0.10	0	D	630	48.5	-15.1	0.0	2.2	0.0	0.0	31.2
341	593941.60	4782609.79	0.10	0	D	800	47.2	-15.1	0.0	6.0	0.0	0.0	26.1
341	593941.60	4782609.79	0.10	0	D	1000	47.9	-15.1	0.0	8.9	0.0	0.0	24.0
341	593941.60	4782609.79	0.10	0	D	1250	46.8	-15.1	0.0	10.7	0.0	0.0	21.0
341	593941.60	4782609.79	0.10	0	D	1600	46.3	-15.1	0.0	12.6	0.0	0.0	18.5
341	593941.60	4782609.79	0.10	0	D	2000	45.5	-15.1	0.0	14.5	0.0	0.0	15.8
341	593941.60	4782609.79	0.10	0	D	2500	44.2	-15.1	0.0	16.0	0.0	0.0	13.1
341	593941.60	4782609.79	0.10	0	D	3150	43.4	-15.1	0.0	16.0	0.0	0.0	12.2
341	593941.60	4782609.79	0.10	0	D	4000	41.7	-15.1	0.0	14.5	0.0	0.0	12.1
341	593941.60	4782609.79	0.10	0	D	5000	39.8	-15.1	0.0	12.9	0.0	0.0	11.8
341	593941.60	4782609.79	0.10	0	D	6300	37.6	-15.1	0.0	12.9	0.0	0.0	9.6
341	593941.60	4782609.79	0.10	0	D	8000	34.8	-15.1	0.0	12.9	0.0	0.0	6.8
341	593941.60	4782609.79	0.10	0	D	10000	31.4	-15.1	0.0	12.9	0.0	0.0	3.4
341	593941.60	4782609.79	0.10	0	N	50	22.0	-15.1	0.0	-6.0	0.0	0.0	12.9
341	593941.60	4782609.79	0.10	0	N	63	29.3	-15.1	0.0	-5.9	0.0	0.0	20.1
341	593941.60	4782609.79	0.10	0	N	80	33.5	-15.1	0.0	-5.9	0.0	0.0	24.3
341	593941.60	4782609.79	0.10	0	N	100	35.8	-15.1	0.0	-5.8	0.0	0.0	26.5
341	593941.60	4782609.79	0.10	0	N	125	37.3	-15.1	0.0	-5.7	0.0	0.0	27.9
341	593941.60	4782609.79	0.10	0	N	160	39.1	-15.1	0.0	-5.5	0.0	0.0	29.5
341	593941.60	4782609.79	0.10	0	N	200	41.1	-15.1	0.0	-5.2	0.0	0.0	31.2

Road, TNM, Name: "Rymal6 westbound", ID: "!03!Rymal6_WB"													
Nr.	X	Y	Z	Refl.	DEN	Freq.	Lw	Ad	Aair	Agr	Afol	RL	Lr
	(m)	(m)	(m)			(Hz)	dB(A)	(dB)	(dB)	(dB)	(dB)	(dB)	dB(A)
341	593941.60	4782609.79	0.10	0	N	250	44.3	-15.1	0.0	-4.8	0.0	0.0	33.9
341	593941.60	4782609.79	0.10	0	N	315	44.8	-15.1	0.0	-4.0	0.0	0.0	33.6
341	593941.60	4782609.79	0.10	0	N	400	45.2	-15.1	0.0	-2.6	0.0	0.0	32.7
341	593941.60	4782609.79	0.10	0	N	500	47.6	-15.1	0.0	-0.7	0.0	0.0	33.2
341	593941.60	4782609.79	0.10	0	N	630	49.1	-15.1	0.0	2.2	0.0	0.0	31.7
341	593941.60	4782609.79	0.10	0	N	800	48.0	-15.1	0.0	6.0	0.0	0.0	26.8
341	593941.60	4782609.79	0.10	0	N	1000	48.5	-15.1	0.0	8.9	0.0	0.0	24.6
341	593941.60	4782609.79	0.10	0	N	1250	47.5	-15.1	0.0	10.7	0.0	0.0	21.6
341	593941.60	4782609.79	0.10	0	N	1600	46.8	-15.1	0.0	12.6	0.0	0.0	19.0
341	593941.60	4782609.79	0.10	0	N	2000	46.1	-15.1	0.0	14.5	0.0	0.0	16.4
341	593941.60	4782609.79	0.10	0	N	2500	45.0	-15.1	0.0	16.0	0.0	0.0	13.9
341	593941.60	4782609.79	0.10	0	N	3150	44.4	-15.1	0.0	16.0	0.0	0.0	13.2
341	593941.60	4782609.79	0.10	0	N	4000	42.8	-15.1	0.0	14.5	0.0	0.0	13.1
341	593941.60	4782609.79	0.10	0	N	5000	40.9	-15.1	0.0	12.9	0.0	0.0	12.9
341	593941.60	4782609.79	0.10	0	N	6300	38.8	-15.1	0.0	12.9	0.0	0.0	10.8
341	593941.60	4782609.79	0.10	0	N	8000	36.1	-15.1	0.0	12.9	0.0	0.0	8.1
341	593941.60	4782609.79	0.10	0	N	10000	32.4	-15.1	0.0	12.9	0.0	0.0	4.4
343	593925.53	4782614.79	0.10	0	D	50	21.0	-15.6	0.0	-6.0	0.0	0.0	11.4
343	593925.53	4782614.79	0.10	0	D	63	28.5	-15.6	0.0	-5.9	0.0	0.0	18.8
343	593925.53	4782614.79	0.10	0	D	80	32.8	-15.6	0.0	-5.9	0.0	0.0	23.1
343	593925.53	4782614.79	0.10	0	D	100	35.0	-15.6	0.0	-5.8	0.0	0.0	25.2
343	593925.53	4782614.79	0.10	0	D	125	36.4	-15.6	0.0	-5.7	0.0	0.0	26.5
343	593925.53	4782614.79	0.10	0	D	160	38.0	-15.6	0.0	-5.6	0.0	0.0	27.9
343	593925.53	4782614.79	0.10	0	D	200	39.8	-15.6	0.0	-5.3	0.0	0.0	29.5
343	593925.53	4782614.79	0.10	0	D	250	42.8	-15.6	0.0	-4.9	0.0	0.0	32.1
343	593925.53	4782614.79	0.10	0	D	315	43.5	-15.6	0.0	-4.3	0.0	0.0	32.2
343	593925.53	4782614.79	0.10	0	D	400	44.3	-15.6	0.0	-3.2	0.0	0.0	31.9
343	593925.53	4782614.79	0.10	0	D	500	46.8	-15.6	0.0	-1.7	0.0	0.0	32.8
343	593925.53	4782614.79	0.10	0	D	630	48.5	-15.6	0.0	0.6	0.0	0.0	32.4
343	593925.53	4782614.79	0.10	0	D	800	47.2	-15.6	0.0	3.5	0.0	0.0	28.1
343	593925.53	4782614.79	0.10	0	D	1000	47.9	-15.6	0.0	6.2	0.0	0.0	26.2
343	593925.53	4782614.79	0.10	0	D	1250	46.8	-15.6	0.0	8.2	0.0	0.0	23.0
343	593925.53	4782614.79	0.10	0	D	1600	46.3	-15.6	0.0	10.2	0.0	0.0	20.5
343	593925.53	4782614.79	0.10	0	D	2000	45.5	-15.6	0.0	12.0	0.0	0.0	17.8
343	593925.53	4782614.79	0.10	0	D	2500	44.2	-15.6	0.0	13.5	0.0	0.0	15.2
343	593925.53	4782614.79	0.10	0	D	3150	43.4	-15.6	0.0	13.4	0.0	0.0	14.4
343	593925.53	4782614.79	0.10	0	D	4000	41.7	-15.6	0.0	11.6	0.0	0.0	14.4
343	593925.53	4782614.79	0.10	0	D	5000	39.8	-15.6	0.0	9.7	0.0	0.0	14.4
343	593925.53	4782614.79	0.10	0	D	6300	37.6	-15.6	0.0	9.7	0.0	0.0	12.2
343	593925.53	4782614.79	0.10	0	D	8000	34.8	-15.6	0.0	9.7	0.0	0.0	9.5
343	593925.53	4782614.79	0.10	0	D	10000	31.4	-15.6	0.0	9.7	0.0	0.0	6.0
343	593925.53	4782614.79	0.10	0	N	50	22.0	-15.6	0.0	-6.0	0.0	0.0	12.4
343	593925.53	4782614.79	0.10	0	N	63	29.3	-15.6	0.0	-5.9	0.0	0.0	19.6
343	593925.53	4782614.79	0.10	0	N	80	33.5	-15.6	0.0	-5.9	0.0	0.0	23.8
343	593925.53	4782614.79	0.10	0	N	100	35.8	-15.6	0.0	-5.8	0.0	0.0	26.0
343	593925.53	4782614.79	0.10	0	N	125	37.3	-15.6	0.0	-5.7	0.0	0.0	27.5
343	593925.53	4782614.79	0.10	0	N	160	39.1	-15.6	0.0	-5.6	0.0	0.0	29.1
343	593925.53	4782614.79	0.10	0	N	200	41.1	-15.6	0.0	-5.3	0.0	0.0	30.8
343	593925.53	4782614.79	0.10	0	N	250	44.3	-15.6	0.0	-4.9	0.0	0.0	33.6
343	593925.53	4782614.79	0.10	0	N	315	44.8	-15.6	0.0	-4.3	0.0	0.0	33.5
343	593925.53	4782614.79	0.10	0	N	400	45.2	-15.6	0.0	-3.2	0.0	0.0	32.8
343	593925.53	4782614.79	0.10	0	N	500	47.6	-15.6	0.0	-1.7	0.0	0.0	33.7
343	593925.53	4782614.79	0.10	0	N	630	49.1	-15.6	0.0	0.6	0.0	0.0	32.9
343	593925.53	4782614.79	0.10	0	N	800	48.0	-15.6	0.0	3.5	0.0	0.0	28.8
343	593925.53	4782614.79	0.10	0	N	1000	48.5	-15.6	0.0	6.2	0.0	0.0	26.8
343	593925.53	4782614.79	0.10	0	N	1250	47.5	-15.6	0.0	8.2	0.0	0.0	23.7
343	593925.53	4782614.79	0.10	0	N	1600	46.8	-15.6	0.0	10.2	0.0	0.0	21.0
343	593925.53	4782614.79	0.10	0	N	2000	46.1	-15.6	0.0	12.0	0.0	0.0	18.4
343	593925.53	4782614.79	0.10	0	N	2500	45.0	-15.6	0.0	13.5	0.0	0.0	15.9
343	593925.53	4782614.79	0.10	0	N	3150	44.4	-15.6	0.0	13.4	0.0	0.0	15.4
343	593925.53	4782614.79	0.10	0	N	4000	42.8	-15.6	0.0	11.6	0.0	0.0	15.5
343	593925.53	4782614.79	0.10	0	N	5000	40.9	-15.6	0.0	9.7	0.0	0.0	15.6
343	593925.53	4782614.79	0.10	0	N	6300	38.8	-15.6	0.0	9.7	0.0	0.0	13.5

Road, TNM, Name: "Rymal6 westbound", ID: "!03!Rymal6_WB"													
Nr.	X	Y	Z	Refl.	DEN	Freq.	Lw	Ad	Aair	Agr	Afol	RL	Lr
	(m)	(m)	(m)			(Hz)	dB(A)	(dB)	(dB)	(dB)	(dB)	(dB)	dB(A)
343	593925.53	4782614.79	0.10	0	N	8000	36.1	-15.6	0.0	9.7	0.0	0.0	10.7
343	593925.53	4782614.79	0.10	0	N	10000	32.4	-15.6	0.0	9.7	0.0	0.0	7.1
360	593914.82	4782618.12	0.10	0	D	50	21.0	-13.4	0.0	-6.0	0.0	0.0	13.5
360	593914.82	4782618.12	0.10	0	D	63	28.5	-13.4	0.0	-5.9	0.0	0.0	21.0
360	593914.82	4782618.12	0.10	0	D	80	32.8	-13.4	0.0	-5.9	0.0	0.0	25.3
360	593914.82	4782618.12	0.10	0	D	100	35.0	-13.4	0.0	-5.8	0.0	0.0	27.4
360	593914.82	4782618.12	0.10	0	D	125	36.4	-13.4	0.0	-5.8	0.0	0.0	28.7
360	593914.82	4782618.12	0.10	0	D	160	38.0	-13.4	0.0	-5.6	0.0	0.0	30.2
360	593914.82	4782618.12	0.10	0	D	200	39.8	-13.4	0.0	-5.4	0.0	0.0	31.8
360	593914.82	4782618.12	0.10	0	D	250	42.8	-13.4	0.0	-5.0	0.0	0.0	34.4
360	593914.82	4782618.12	0.10	0	D	315	43.5	-13.4	0.0	-4.4	0.0	0.0	34.6
360	593914.82	4782618.12	0.10	0	D	400	44.3	-13.4	0.0	-3.6	0.0	0.0	34.5
360	593914.82	4782618.12	0.10	0	D	500	46.8	-13.4	0.0	-2.3	0.0	0.0	35.7
360	593914.82	4782618.12	0.10	0	D	630	48.5	-13.4	0.0	-0.5	0.0	0.0	35.6
360	593914.82	4782618.12	0.10	0	D	800	47.2	-13.4	0.0	1.9	0.0	0.0	32.0
360	593914.82	4782618.12	0.10	0	D	1000	47.9	-13.4	0.0	4.2	0.0	0.0	30.3
360	593914.82	4782618.12	0.10	0	D	1250	46.8	-13.4	0.0	6.2	0.0	0.0	27.2
360	593914.82	4782618.12	0.10	0	D	1600	46.3	-13.4	0.0	8.3	0.0	0.0	24.6
360	593914.82	4782618.12	0.10	0	D	2000	45.5	-13.4	0.0	10.1	0.0	0.0	21.9
360	593914.82	4782618.12	0.10	0	D	2500	44.2	-13.4	0.0	11.5	0.0	0.0	19.3
360	593914.82	4782618.12	0.10	0	D	3150	43.4	-13.4	0.0	11.3	0.0	0.0	18.6
360	593914.82	4782618.12	0.10	0	D	4000	41.7	-13.4	0.0	9.4	0.0	0.0	18.8
360	593914.82	4782618.12	0.10	0	D	5000	39.8	-13.4	0.0	7.3	0.0	0.0	19.0
360	593914.82	4782618.12	0.10	0	D	6300	37.6	-13.4	0.0	7.3	0.0	0.0	16.8
360	593914.82	4782618.12	0.10	0	D	8000	34.8	-13.4	0.0	7.3	0.0	0.0	14.1
360	593914.82	4782618.12	0.10	0	D	10000	31.4	-13.4	0.0	7.3	0.0	0.0	10.6
360	593914.82	4782618.12	0.10	0	N	50	22.0	-13.4	0.0	-6.0	0.0	0.0	14.6
360	593914.82	4782618.12	0.10	0	N	63	29.3	-13.4	0.0	-5.9	0.0	0.0	21.8
360	593914.82	4782618.12	0.10	0	N	80	33.5	-13.4	0.0	-5.9	0.0	0.0	26.0
360	593914.82	4782618.12	0.10	0	N	100	35.8	-13.4	0.0	-5.8	0.0	0.0	28.2
360	593914.82	4782618.12	0.10	0	N	125	37.3	-13.4	0.0	-5.8	0.0	0.0	29.7
360	593914.82	4782618.12	0.10	0	N	160	39.1	-13.4	0.0	-5.6	0.0	0.0	31.3
360	593914.82	4782618.12	0.10	0	N	200	41.1	-13.4	0.0	-5.4	0.0	0.0	33.1
360	593914.82	4782618.12	0.10	0	N	250	44.3	-13.4	0.0	-5.0	0.0	0.0	35.9
360	593914.82	4782618.12	0.10	0	N	315	44.8	-13.4	0.0	-4.4	0.0	0.0	35.8
360	593914.82	4782618.12	0.10	0	N	400	45.2	-13.4	0.0	-3.6	0.0	0.0	35.3
360	593914.82	4782618.12	0.10	0	N	500	47.6	-13.4	0.0	-2.3	0.0	0.0	36.5
360	593914.82	4782618.12	0.10	0	N	630	49.1	-13.4	0.0	-0.5	0.0	0.0	36.2
360	593914.82	4782618.12	0.10	0	N	800	48.0	-13.4	0.0	1.9	0.0	0.0	32.7
360	593914.82	4782618.12	0.10	0	N	1000	48.5	-13.4	0.0	4.2	0.0	0.0	30.9
360	593914.82	4782618.12	0.10	0	N	1250	47.5	-13.4	0.0	6.2	0.0	0.0	27.8
360	593914.82	4782618.12	0.10	0	N	1600	46.8	-13.4	0.0	8.3	0.0	0.0	25.1
360	593914.82	4782618.12	0.10	0	N	2000	46.1	-13.4	0.0	10.1	0.0	0.0	22.5
360	593914.82	4782618.12	0.10	0	N	2500	45.0	-13.4	0.0	11.5	0.0	0.0	20.1
360	593914.82	4782618.12	0.10	0	N	3150	44.4	-13.4	0.0	11.3	0.0	0.0	19.6
360	593914.82	4782618.12	0.10	0	N	4000	42.8	-13.4	0.0	9.4	0.0	0.0	19.9
360	593914.82	4782618.12	0.10	0	N	5000	40.9	-13.4	0.0	7.3	0.0	0.0	20.2
360	593914.82	4782618.12	0.10	0	N	6300	38.8	-13.4	0.0	7.3	0.0	0.0	18.0
360	593914.82	4782618.12	0.10	0	N	8000	36.1	-13.4	0.0	7.3	0.0	0.0	15.3
360	593914.82	4782618.12	0.10	0	N	10000	32.4	-13.4	0.0	7.3	0.0	0.0	11.7
378	593904.79	4782621.24	0.10	0	D	50	21.0	-11.7	0.0	-6.0	0.0	0.0	15.3
378	593904.79	4782621.24	0.10	0	D	63	28.5	-11.7	0.0	-5.9	0.0	0.0	22.8
378	593904.79	4782621.24	0.10	0	D	80	32.8	-11.7	0.0	-5.9	0.0	0.0	27.0
378	593904.79	4782621.24	0.10	0	D	100	35.0	-11.7	0.0	-5.9	0.0	0.0	29.2
378	593904.79	4782621.24	0.10	0	D	125	36.4	-11.7	0.0	-5.8	0.0	0.0	30.5
378	593904.79	4782621.24	0.10	0	D	160	38.0	-11.7	0.0	-5.6	0.0	0.0	31.9
378	593904.79	4782621.24	0.10	0	D	200	39.8	-11.7	0.0	-5.4	0.0	0.0	33.6
378	593904.79	4782621.24	0.10	0	D	250	42.8	-11.7	0.0	-5.1	0.0	0.0	36.3
378	593904.79	4782621.24	0.10	0	D	315	43.5	-11.7	0.0	-4.6	0.0	0.0	36.5
378	593904.79	4782621.24	0.10	0	D	400	44.3	-11.7	0.0	-3.9	0.0	0.0	36.5
378	593904.79	4782621.24	0.10	0	D	500	46.8	-11.7	0.0	-2.9	0.0	0.0	38.0
378	593904.79	4782621.24	0.10	0	D	630	48.5	-11.7	0.0	-1.5	0.0	0.0	38.3
378	593904.79	4782621.24	0.10	0	D	800	47.2	-11.7	0.0	0.4	0.0	0.0	35.2

Road, TNM, Name: "Rymal6 westbound", ID: "!03!Rymal6_WB"													
Nr.	X	Y	Z	Refl.	DEN	Freq.	Lw	Ad	Aair	Agr	Afol	RL	Lr
	(m)	(m)	(m)			(Hz)	dB(A)	(dB)	(dB)	(dB)	(dB)	(dB)	dB(A)
378	593904.79	4782621.24	0.10	0	D	1000	47.9	-11.7	0.0	2.4	0.0	0.0	33.9
378	593904.79	4782621.24	0.10	0	D	1250	46.8	-11.7	0.0	4.3	0.0	0.0	30.9
378	593904.79	4782621.24	0.10	0	D	1600	46.3	-11.7	0.0	6.4	0.0	0.0	28.2
378	593904.79	4782621.24	0.10	0	D	2000	45.5	-11.7	0.0	8.2	0.0	0.0	25.6
378	593904.79	4782621.24	0.10	0	D	2500	44.2	-11.7	0.0	9.6	0.0	0.0	23.0
378	593904.79	4782621.24	0.10	0	D	3150	43.4	-11.7	0.0	9.3	0.0	0.0	22.4
378	593904.79	4782621.24	0.10	0	D	4000	41.7	-11.7	0.0	7.3	0.0	0.0	22.8
378	593904.79	4782621.24	0.10	0	D	5000	39.8	-11.7	0.0	5.0	0.0	0.0	23.1
378	593904.79	4782621.24	0.10	0	D	6300	37.6	-11.7	0.0	5.0	0.0	0.0	20.9
378	593904.79	4782621.24	0.10	0	D	8000	34.8	-11.7	0.0	5.0	0.0	0.0	18.1
378	593904.79	4782621.24	0.10	0	D	10000	31.4	-11.7	0.0	5.0	0.0	0.0	14.7
378	593904.79	4782621.24	0.10	0	N	50	22.0	-11.7	0.0	-6.0	0.0	0.0	16.3
378	593904.79	4782621.24	0.10	0	N	63	29.3	-11.7	0.0	-5.9	0.0	0.0	23.6
378	593904.79	4782621.24	0.10	0	N	80	33.5	-11.7	0.0	-5.9	0.0	0.0	27.7
378	593904.79	4782621.24	0.10	0	N	100	35.8	-11.7	0.0	-5.9	0.0	0.0	30.0
378	593904.79	4782621.24	0.10	0	N	125	37.3	-11.7	0.0	-5.8	0.0	0.0	31.4
378	593904.79	4782621.24	0.10	0	N	160	39.1	-11.7	0.0	-5.6	0.0	0.0	33.1
378	593904.79	4782621.24	0.10	0	N	200	41.1	-11.7	0.0	-5.4	0.0	0.0	34.9
378	593904.79	4782621.24	0.10	0	N	250	44.3	-11.7	0.0	-5.1	0.0	0.0	37.7
378	593904.79	4782621.24	0.10	0	N	315	44.8	-11.7	0.0	-4.6	0.0	0.0	37.8
378	593904.79	4782621.24	0.10	0	N	400	45.2	-11.7	0.0	-3.9	0.0	0.0	37.4
378	593904.79	4782621.24	0.10	0	N	500	47.6	-11.7	0.0	-2.9	0.0	0.0	38.8
378	593904.79	4782621.24	0.10	0	N	630	49.1	-11.7	0.0	-1.5	0.0	0.0	38.9
378	593904.79	4782621.24	0.10	0	N	800	48.0	-11.7	0.0	0.4	0.0	0.0	35.9
378	593904.79	4782621.24	0.10	0	N	1000	48.5	-11.7	0.0	2.4	0.0	0.0	34.5
378	593904.79	4782621.24	0.10	0	N	1250	47.5	-11.7	0.0	4.3	0.0	0.0	31.5
378	593904.79	4782621.24	0.10	0	N	1600	46.8	-11.7	0.0	6.4	0.0	0.0	28.8
378	593904.79	4782621.24	0.10	0	N	2000	46.1	-11.7	0.0	8.2	0.0	0.0	26.2
378	593904.79	4782621.24	0.10	0	N	2500	45.0	-11.7	0.0	9.6	0.0	0.0	23.8
378	593904.79	4782621.24	0.10	0	N	3150	44.4	-11.7	0.0	9.3	0.0	0.0	23.4
378	593904.79	4782621.24	0.10	0	N	4000	42.8	-11.7	0.0	7.3	0.0	0.0	23.8
378	593904.79	4782621.24	0.10	0	N	5000	40.9	-11.7	0.0	5.0	0.0	0.0	24.2
378	593904.79	4782621.24	0.10	0	N	6300	38.8	-11.7	0.0	5.0	0.0	0.0	22.1
378	593904.79	4782621.24	0.10	0	N	8000	36.1	-11.7	0.0	5.0	0.0	0.0	19.4
378	593904.79	4782621.24	0.10	0	N	10000	32.4	-11.7	0.0	5.0	0.0	0.0	15.7
380	593895.46	4782624.15	0.10	0	D	50	21.0	-9.6	0.0	-6.0	0.0	0.0	17.4
380	593895.46	4782624.15	0.10	0	D	63	28.5	-9.6	0.0	-5.9	0.0	0.0	24.9
380	593895.46	4782624.15	0.10	0	D	80	32.8	-9.6	0.0	-5.9	0.0	0.0	29.1
380	593895.46	4782624.15	0.10	0	D	100	35.0	-9.6	0.0	-5.9	0.0	0.0	31.3
380	593895.46	4782624.15	0.10	0	D	125	36.4	-9.6	0.0	-5.8	0.0	0.0	32.6
380	593895.46	4782624.15	0.10	0	D	160	38.0	-9.6	0.0	-5.7	0.0	0.0	34.1
380	593895.46	4782624.15	0.10	0	D	200	39.8	-9.6	0.0	-5.5	0.0	0.0	35.7
380	593895.46	4782624.15	0.10	0	D	250	42.8	-9.6	0.0	-5.2	0.0	0.0	38.4
380	593895.46	4782624.15	0.10	0	D	315	43.5	-9.6	0.0	-4.8	0.0	0.0	38.7
380	593895.46	4782624.15	0.10	0	D	400	44.3	-9.6	0.0	-4.1	0.0	0.0	38.9
380	593895.46	4782624.15	0.10	0	D	500	46.8	-9.6	0.0	-3.3	0.0	0.0	40.5
380	593895.46	4782624.15	0.10	0	D	630	48.5	-9.6	0.0	-2.2	0.0	0.0	41.1
380	593895.46	4782624.15	0.10	0	D	800	47.2	-9.6	0.0	-0.7	0.0	0.0	38.3
380	593895.46	4782624.15	0.10	0	D	1000	47.9	-9.6	0.0	1.0	0.0	0.0	37.3
380	593895.46	4782624.15	0.10	0	D	1250	46.8	-9.6	0.0	2.8	0.0	0.0	34.5
380	593895.46	4782624.15	0.10	0	D	1600	46.3	-9.6	0.0	4.8	0.0	0.0	31.9
380	593895.46	4782624.15	0.10	0	D	2000	45.5	-9.6	0.0	6.6	0.0	0.0	29.2
380	593895.46	4782624.15	0.10	0	D	2500	44.2	-9.6	0.0	8.0	0.0	0.0	26.6
380	593895.46	4782624.15	0.10	0	D	3150	43.4	-9.6	0.0	7.6	0.0	0.0	26.2
380	593895.46	4782624.15	0.10	0	D	4000	41.7	-9.6	0.0	5.4	0.0	0.0	26.6
380	593895.46	4782624.15	0.10	0	D	5000	39.8	-9.6	0.0	3.1	0.0	0.0	27.1
380	593895.46	4782624.15	0.10	0	D	6300	37.6	-9.6	0.0	3.1	0.0	0.0	24.9
380	593895.46	4782624.15	0.10	0	D	8000	34.8	-9.6	0.0	3.1	0.0	0.0	22.1
380	593895.46	4782624.15	0.10	0	D	10000	31.4	-9.6	0.0	3.1	0.0	0.0	18.7
380	593895.46	4782624.15	0.10	0	N	50	22.0	-9.6	0.0	-6.0	0.0	0.0	18.4
380	593895.46	4782624.15	0.10	0	N	63	29.3	-9.6	0.0	-5.9	0.0	0.0	25.6
380	593895.46	4782624.15	0.10	0	N	80	33.5	-9.6	0.0	-5.9	0.0	0.0	29.8
380	593895.46	4782624.15	0.10	0	N	100	35.8	-9.6	0.0	-5.9	0.0	0.0	32.1

Road, TNM, Name: "Rymal6 westbound", ID: "!03!Rymal6_WB"													
Nr.	X	Y	Z	Refl.	DEN	Freq.	Lw	Ad	Aair	Agr	Afol	RL	Lr
	(m)	(m)	(m)			(Hz)	dB(A)	(dB)	(dB)	(dB)	(dB)	(dB)	dB(A)
380	593895.46	4782624.15	0.10	0	N	125	37.3	-9.6	0.0	-5.8	0.0	0.0	33.5
380	593895.46	4782624.15	0.10	0	N	160	39.1	-9.6	0.0	-5.7	0.0	0.0	35.2
380	593895.46	4782624.15	0.10	0	N	200	41.1	-9.6	0.0	-5.5	0.0	0.0	37.0
380	593895.46	4782624.15	0.10	0	N	250	44.3	-9.6	0.0	-5.2	0.0	0.0	39.9
380	593895.46	4782624.15	0.10	0	N	315	44.8	-9.6	0.0	-4.8	0.0	0.0	40.0
380	593895.46	4782624.15	0.10	0	N	400	45.2	-9.6	0.0	-4.1	0.0	0.0	39.8
380	593895.46	4782624.15	0.10	0	N	500	47.6	-9.6	0.0	-3.3	0.0	0.0	41.3
380	593895.46	4782624.15	0.10	0	N	630	49.1	-9.6	0.0	-2.2	0.0	0.0	41.7
380	593895.46	4782624.15	0.10	0	N	800	48.0	-9.6	0.0	-0.7	0.0	0.0	39.0
380	593895.46	4782624.15	0.10	0	N	1000	48.5	-9.6	0.0	1.0	0.0	0.0	37.9
380	593895.46	4782624.15	0.10	0	N	1250	47.5	-9.6	0.0	2.8	0.0	0.0	35.1
380	593895.46	4782624.15	0.10	0	N	1600	46.8	-9.6	0.0	4.8	0.0	0.0	32.4
380	593895.46	4782624.15	0.10	0	N	2000	46.1	-9.6	0.0	6.6	0.0	0.0	29.8
380	593895.46	4782624.15	0.10	0	N	2500	45.0	-9.6	0.0	8.0	0.0	0.0	27.4
380	593895.46	4782624.15	0.10	0	N	3150	44.4	-9.6	0.0	7.6	0.0	0.0	27.2
380	593895.46	4782624.15	0.10	0	N	4000	42.8	-9.6	0.0	5.4	0.0	0.0	27.7
380	593895.46	4782624.15	0.10	0	N	5000	40.9	-9.6	0.0	3.1	0.0	0.0	28.2
380	593895.46	4782624.15	0.10	0	N	6300	38.8	-9.6	0.0	3.1	0.0	0.0	26.1
380	593895.46	4782624.15	0.10	0	N	8000	36.1	-9.6	0.0	3.1	0.0	0.0	23.4
380	593895.46	4782624.15	0.10	0	N	10000	32.4	-9.6	0.0	3.1	0.0	0.0	19.7
381	593888.46	4782626.33	0.10	0	D	50	21.0	-11.7	0.0	-6.0	0.0	0.0	15.3
381	593888.46	4782626.33	0.10	0	D	63	28.5	-11.7	0.0	-5.9	0.0	0.0	22.8
381	593888.46	4782626.33	0.10	0	D	80	32.8	-11.7	0.0	-5.9	0.0	0.0	27.0
381	593888.46	4782626.33	0.10	0	D	100	35.0	-11.7	0.0	-5.9	0.0	0.0	29.2
381	593888.46	4782626.33	0.10	0	D	125	36.4	-11.7	0.0	-5.8	0.0	0.0	30.5
381	593888.46	4782626.33	0.10	0	D	160	38.0	-11.7	0.0	-5.7	0.0	0.0	32.0
381	593888.46	4782626.33	0.10	0	D	200	39.8	-11.7	0.0	-5.5	0.0	0.0	33.6
381	593888.46	4782626.33	0.10	0	D	250	42.8	-11.7	0.0	-5.2	0.0	0.0	36.4
381	593888.46	4782626.33	0.10	0	D	315	43.5	-11.7	0.0	-4.8	0.0	0.0	36.7
381	593888.46	4782626.33	0.10	0	D	400	44.3	-11.7	0.0	-4.2	0.0	0.0	36.9
381	593888.46	4782626.33	0.10	0	D	500	46.8	-11.7	0.0	-3.5	0.0	0.0	38.6
381	593888.46	4782626.33	0.10	0	D	630	48.5	-11.7	0.0	-2.4	0.0	0.0	39.3
381	593888.46	4782626.33	0.10	0	D	800	47.2	-11.7	0.0	-1.0	0.0	0.0	36.6
381	593888.46	4782626.33	0.10	0	D	1000	47.9	-11.7	0.0	0.5	0.0	0.0	35.7
381	593888.46	4782626.33	0.10	0	D	1250	46.8	-11.7	0.0	2.2	0.0	0.0	33.0
381	593888.46	4782626.33	0.10	0	D	1600	46.3	-11.7	0.0	4.2	0.0	0.0	30.4
381	593888.46	4782626.33	0.10	0	D	2000	45.5	-11.7	0.0	6.0	0.0	0.0	27.7
381	593888.46	4782626.33	0.10	0	D	2500	44.2	-11.7	0.0	7.4	0.0	0.0	25.1
381	593888.46	4782626.33	0.10	0	D	3150	43.4	-11.7	0.0	7.0	0.0	0.0	24.7
381	593888.46	4782626.33	0.10	0	D	4000	41.7	-11.7	0.0	4.7	0.0	0.0	25.3
381	593888.46	4782626.33	0.10	0	D	5000	39.8	-11.7	0.0	2.4	0.0	0.0	25.7
381	593888.46	4782626.33	0.10	0	D	6300	37.6	-11.7	0.0	2.4	0.0	0.0	23.5
381	593888.46	4782626.33	0.10	0	D	8000	34.8	-11.7	0.0	2.4	0.0	0.0	20.8
381	593888.46	4782626.33	0.10	0	D	10000	31.4	-11.7	0.0	2.4	0.0	0.0	17.3
381	593888.46	4782626.33	0.10	0	N	50	22.0	-11.7	0.0	-6.0	0.0	0.0	16.3
381	593888.46	4782626.33	0.10	0	N	63	29.3	-11.7	0.0	-5.9	0.0	0.0	23.5
381	593888.46	4782626.33	0.10	0	N	80	33.5	-11.7	0.0	-5.9	0.0	0.0	27.7
381	593888.46	4782626.33	0.10	0	N	100	35.8	-11.7	0.0	-5.9	0.0	0.0	30.0
381	593888.46	4782626.33	0.10	0	N	125	37.3	-11.7	0.0	-5.8	0.0	0.0	31.4
381	593888.46	4782626.33	0.10	0	N	160	39.1	-11.7	0.0	-5.7	0.0	0.0	33.1
381	593888.46	4782626.33	0.10	0	N	200	41.1	-11.7	0.0	-5.5	0.0	0.0	34.9
381	593888.46	4782626.33	0.10	0	N	250	44.3	-11.7	0.0	-5.2	0.0	0.0	37.8
381	593888.46	4782626.33	0.10	0	N	315	44.8	-11.7	0.0	-4.8	0.0	0.0	38.0
381	593888.46	4782626.33	0.10	0	N	400	45.2	-11.7	0.0	-4.2	0.0	0.0	37.8
381	593888.46	4782626.33	0.10	0	N	500	47.6	-11.7	0.0	-3.5	0.0	0.0	39.4
381	593888.46	4782626.33	0.10	0	N	630	49.1	-11.7	0.0	-2.4	0.0	0.0	39.9
381	593888.46	4782626.33	0.10	0	N	800	48.0	-11.7	0.0	-1.0	0.0	0.0	37.3
381	593888.46	4782626.33	0.10	0	N	1000	48.5	-11.7	0.0	0.5	0.0	0.0	36.3
381	593888.46	4782626.33	0.10	0	N	1250	47.5	-11.7	0.0	2.2	0.0	0.0	33.6
381	593888.46	4782626.33	0.10	0	N	1600	46.8	-11.7	0.0	4.2	0.0	0.0	30.9
381	593888.46	4782626.33	0.10	0	N	2000	46.1	-11.7	0.0	6.0	0.0	0.0	28.3
381	593888.46	4782626.33	0.10	0	N	2500	45.0	-11.7	0.0	7.4	0.0	0.0	25.9
381	593888.46	4782626.33	0.10	0	N	3150	44.4	-11.7	0.0	7.0	0.0	0.0	25.7

Road, TNM, Name: "Rymal6 westbound", ID: "!03!Rymal6_WB"													
Nr.	X	Y	Z	Refl.	DEN	Freq.	Lw	Ad	Aair	Agr	Afol	RL	Lr
	(m)	(m)	(m)			(Hz)	dB(A)	(dB)	(dB)	(dB)	(dB)	(dB)	dB(A)
381	593888.46	4782626.33	0.10	0	N	4000	42.8	-11.7	0.0	4.7	0.0	0.0	26.3
381	593888.46	4782626.33	0.10	0	N	5000	40.9	-11.7	0.0	2.4	0.0	0.0	26.9
381	593888.46	4782626.33	0.10	0	N	6300	38.8	-11.7	0.0	2.4	0.0	0.0	24.8
381	593888.46	4782626.33	0.10	0	N	8000	36.1	-11.7	0.0	2.4	0.0	0.0	22.0
381	593888.46	4782626.33	0.10	0	N	10000	32.4	-11.7	0.0	2.4	0.0	0.0	18.4
397	593883.79	4782627.78	0.10	0	D	50	21.0	-11.8	0.0	-6.0	0.0	0.0	15.2
397	593883.79	4782627.78	0.10	0	D	63	28.5	-11.8	0.0	-5.9	0.0	0.0	22.7
397	593883.79	4782627.78	0.10	0	D	80	32.8	-11.8	0.0	-5.9	0.0	0.0	26.9
397	593883.79	4782627.78	0.10	0	D	100	35.0	-11.8	0.0	-5.9	0.0	0.0	29.1
397	593883.79	4782627.78	0.10	0	D	125	36.4	-11.8	0.0	-5.8	0.0	0.0	30.5
397	593883.79	4782627.78	0.10	0	D	160	38.0	-11.8	0.0	-5.7	0.0	0.0	31.9
397	593883.79	4782627.78	0.10	0	D	200	39.8	-11.8	0.0	-5.5	0.0	0.0	33.6
397	593883.79	4782627.78	0.10	0	D	250	42.8	-11.8	0.0	-5.2	0.0	0.0	36.3
397	593883.79	4782627.78	0.10	0	D	315	43.5	-11.8	0.0	-4.8	0.0	0.0	36.6
397	593883.79	4782627.78	0.10	0	D	400	44.3	-11.8	0.0	-4.2	0.0	0.0	36.8
397	593883.79	4782627.78	0.10	0	D	500	46.8	-11.8	0.0	-3.5	0.0	0.0	38.5
397	593883.79	4782627.78	0.10	0	D	630	48.5	-11.8	0.0	-2.4	0.0	0.0	39.2
397	593883.79	4782627.78	0.10	0	D	800	47.2	-11.8	0.0	-1.0	0.0	0.0	36.5
397	593883.79	4782627.78	0.10	0	D	1000	47.9	-11.8	0.0	0.5	0.0	0.0	35.6
397	593883.79	4782627.78	0.10	0	D	1250	46.8	-11.8	0.0	2.2	0.0	0.0	32.9
397	593883.79	4782627.78	0.10	0	D	1600	46.3	-11.8	0.0	4.2	0.0	0.0	30.3
397	593883.79	4782627.78	0.10	0	D	2000	45.5	-11.8	0.0	6.1	0.0	0.0	27.6
397	593883.79	4782627.78	0.10	0	D	2500	44.2	-11.8	0.0	7.4	0.0	0.0	25.0
397	593883.79	4782627.78	0.10	0	D	3150	43.4	-11.8	0.0	7.0	0.0	0.0	24.6
397	593883.79	4782627.78	0.10	0	D	4000	41.7	-11.8	0.0	4.8	0.0	0.0	25.1
397	593883.79	4782627.78	0.10	0	D	5000	39.8	-11.8	0.0	2.4	0.0	0.0	25.6
397	593883.79	4782627.78	0.10	0	D	6300	37.6	-11.8	0.0	2.4	0.0	0.0	23.4
397	593883.79	4782627.78	0.10	0	D	8000	34.8	-11.8	0.0	2.4	0.0	0.0	20.7
397	593883.79	4782627.78	0.10	0	D	10000	31.4	-11.8	0.0	2.4	0.0	0.0	17.2
397	593883.79	4782627.78	0.10	0	N	50	22.0	-11.8	0.0	-6.0	0.0	0.0	16.3
397	593883.79	4782627.78	0.10	0	N	63	29.3	-11.8	0.0	-5.9	0.0	0.0	23.5
397	593883.79	4782627.78	0.10	0	N	80	33.5	-11.8	0.0	-5.9	0.0	0.0	27.7
397	593883.79	4782627.78	0.10	0	N	100	35.8	-11.8	0.0	-5.9	0.0	0.0	29.9
397	593883.79	4782627.78	0.10	0	N	125	37.3	-11.8	0.0	-5.8	0.0	0.0	31.4
397	593883.79	4782627.78	0.10	0	N	160	39.1	-11.8	0.0	-5.7	0.0	0.0	33.0
397	593883.79	4782627.78	0.10	0	N	200	41.1	-11.8	0.0	-5.5	0.0	0.0	34.8
397	593883.79	4782627.78	0.10	0	N	250	44.3	-11.8	0.0	-5.2	0.0	0.0	37.8
397	593883.79	4782627.78	0.10	0	N	315	44.8	-11.8	0.0	-4.8	0.0	0.0	37.9
397	593883.79	4782627.78	0.10	0	N	400	45.2	-11.8	0.0	-4.2	0.0	0.0	37.7
397	593883.79	4782627.78	0.10	0	N	500	47.6	-11.8	0.0	-3.5	0.0	0.0	39.3
397	593883.79	4782627.78	0.10	0	N	630	49.1	-11.8	0.0	-2.4	0.0	0.0	39.8
397	593883.79	4782627.78	0.10	0	N	800	48.0	-11.8	0.0	-1.0	0.0	0.0	37.2
397	593883.79	4782627.78	0.10	0	N	1000	48.5	-11.8	0.0	0.5	0.0	0.0	36.2
397	593883.79	4782627.78	0.10	0	N	1250	47.5	-11.8	0.0	2.2	0.0	0.0	33.5
397	593883.79	4782627.78	0.10	0	N	1600	46.8	-11.8	0.0	4.2	0.0	0.0	30.8
397	593883.79	4782627.78	0.10	0	N	2000	46.1	-11.8	0.0	6.1	0.0	0.0	28.2
397	593883.79	4782627.78	0.10	0	N	2500	45.0	-11.8	0.0	7.4	0.0	0.0	25.8
397	593883.79	4782627.78	0.10	0	N	3150	44.4	-11.8	0.0	7.0	0.0	0.0	25.6
397	593883.79	4782627.78	0.10	0	N	4000	42.8	-11.8	0.0	4.8	0.0	0.0	26.2
397	593883.79	4782627.78	0.10	0	N	5000	40.9	-11.8	0.0	2.4	0.0	0.0	26.8
397	593883.79	4782627.78	0.10	0	N	6300	38.8	-11.8	0.0	2.4	0.0	0.0	24.6
397	593883.79	4782627.78	0.10	0	N	8000	36.1	-11.8	0.0	2.4	0.0	0.0	21.9
397	593883.79	4782627.78	0.10	0	N	10000	32.4	-11.8	0.0	2.4	0.0	0.0	18.3
413	593876.79	4782629.96	0.10	0	D	50	21.0	-9.8	0.0	-6.0	0.0	0.0	17.2
413	593876.79	4782629.96	0.10	0	D	63	28.5	-9.8	0.0	-5.9	0.0	0.0	24.7
413	593876.79	4782629.96	0.10	0	D	80	32.8	-9.8	0.0	-5.9	0.0	0.0	28.9
413	593876.79	4782629.96	0.10	0	D	100	35.0	-9.8	0.0	-5.9	0.0	0.0	31.1
413	593876.79	4782629.96	0.10	0	D	125	36.4	-9.8	0.0	-5.8	0.0	0.0	32.4
413	593876.79	4782629.96	0.10	0	D	160	38.0	-9.8	0.0	-5.7	0.0	0.0	33.9
413	593876.79	4782629.96	0.10	0	D	200	39.8	-9.8	0.0	-5.5	0.0	0.0	35.5
413	593876.79	4782629.96	0.10	0	D	250	42.8	-9.8	0.0	-5.2	0.0	0.0	38.2
413	593876.79	4782629.96	0.10	0	D	315	43.5	-9.8	0.0	-4.8	0.0	0.0	38.5
413	593876.79	4782629.96	0.10	0	D	400	44.3	-9.8	0.0	-4.1	0.0	0.0	38.7

Road, TNM, Name: "Rymal6 westbound", ID: "!03!Rymal6_WB"													
Nr.	X	Y	Z	Refl.	DEN	Freq.	Lw	Ad	Aair	Agr	Afol	RL	Lr
	(m)	(m)	(m)			(Hz)	dB(A)	(dB)	(dB)	(dB)	(dB)	(dB)	dB(A)
413	593876.79	4782629.96	0.10	0	D	500	46.8	-9.8	0.0	-3.3	0.0	0.0	40.3
413	593876.79	4782629.96	0.10	0	D	630	48.5	-9.8	0.0	-2.1	0.0	0.0	40.9
413	593876.79	4782629.96	0.10	0	D	800	47.2	-9.8	0.0	-0.6	0.0	0.0	38.0
413	593876.79	4782629.96	0.10	0	D	1000	47.9	-9.8	0.0	1.1	0.0	0.0	37.0
413	593876.79	4782629.96	0.10	0	D	1250	46.8	-9.8	0.0	2.9	0.0	0.0	34.2
413	593876.79	4782629.96	0.10	0	D	1600	46.3	-9.8	0.0	4.9	0.0	0.0	31.6
413	593876.79	4782629.96	0.10	0	D	2000	45.5	-9.8	0.0	6.8	0.0	0.0	28.9
413	593876.79	4782629.96	0.10	0	D	2500	44.2	-9.8	0.0	8.1	0.0	0.0	26.3
413	593876.79	4782629.96	0.10	0	D	3150	43.4	-9.8	0.0	7.8	0.0	0.0	25.8
413	593876.79	4782629.96	0.10	0	D	4000	41.7	-9.8	0.0	5.6	0.0	0.0	26.3
413	593876.79	4782629.96	0.10	0	D	5000	39.8	-9.8	0.0	3.3	0.0	0.0	26.7
413	593876.79	4782629.96	0.10	0	D	6300	37.6	-9.8	0.0	3.3	0.0	0.0	24.5
413	593876.79	4782629.96	0.10	0	D	8000	34.8	-9.8	0.0	3.3	0.0	0.0	21.8
413	593876.79	4782629.96	0.10	0	D	10000	31.4	-9.8	0.0	3.3	0.0	0.0	18.3
413	593876.79	4782629.96	0.10	0	N	50	22.0	-9.8	0.0	-6.0	0.0	0.0	18.2
413	593876.79	4782629.96	0.10	0	N	63	29.3	-9.8	0.0	-5.9	0.0	0.0	25.5
413	593876.79	4782629.96	0.10	0	N	80	33.5	-9.8	0.0	-5.9	0.0	0.0	29.6
413	593876.79	4782629.96	0.10	0	N	100	35.8	-9.8	0.0	-5.9	0.0	0.0	31.9
413	593876.79	4782629.96	0.10	0	N	125	37.3	-9.8	0.0	-5.8	0.0	0.0	33.3
413	593876.79	4782629.96	0.10	0	N	160	39.1	-9.8	0.0	-5.7	0.0	0.0	35.0
413	593876.79	4782629.96	0.10	0	N	200	41.1	-9.8	0.0	-5.5	0.0	0.0	36.8
413	593876.79	4782629.96	0.10	0	N	250	44.3	-9.8	0.0	-5.2	0.0	0.0	39.7
413	593876.79	4782629.96	0.10	0	N	315	44.8	-9.8	0.0	-4.8	0.0	0.0	39.8
413	593876.79	4782629.96	0.10	0	N	400	45.2	-9.8	0.0	-4.1	0.0	0.0	39.6
413	593876.79	4782629.96	0.10	0	N	500	47.6	-9.8	0.0	-3.3	0.0	0.0	41.1
413	593876.79	4782629.96	0.10	0	N	630	49.1	-9.8	0.0	-2.1	0.0	0.0	41.5
413	593876.79	4782629.96	0.10	0	N	800	48.0	-9.8	0.0	-0.6	0.0	0.0	38.7
413	593876.79	4782629.96	0.10	0	N	1000	48.5	-9.8	0.0	1.1	0.0	0.0	37.6
413	593876.79	4782629.96	0.10	0	N	1250	47.5	-9.8	0.0	2.9	0.0	0.0	34.8
413	593876.79	4782629.96	0.10	0	N	1600	46.8	-9.8	0.0	4.9	0.0	0.0	32.1
413	593876.79	4782629.96	0.10	0	N	2000	46.1	-9.8	0.0	6.8	0.0	0.0	29.5
413	593876.79	4782629.96	0.10	0	N	2500	45.0	-9.8	0.0	8.1	0.0	0.0	27.1
413	593876.79	4782629.96	0.10	0	N	3150	44.4	-9.8	0.0	7.8	0.0	0.0	26.8
413	593876.79	4782629.96	0.10	0	N	4000	42.8	-9.8	0.0	5.6	0.0	0.0	27.4
413	593876.79	4782629.96	0.10	0	N	5000	40.9	-9.8	0.0	3.3	0.0	0.0	27.9
413	593876.79	4782629.96	0.10	0	N	6300	38.8	-9.8	0.0	3.3	0.0	0.0	25.8
413	593876.79	4782629.96	0.10	0	N	8000	36.1	-9.8	0.0	3.3	0.0	0.0	23.0
413	593876.79	4782629.96	0.10	0	N	10000	32.4	-9.8	0.0	3.3	0.0	0.0	19.4
467	593867.45	4782632.86	0.10	0	D	50	21.0	-11.9	0.0	-6.0	0.0	0.0	15.0
467	593867.45	4782632.86	0.10	0	D	63	28.5	-11.9	0.0	-5.9	0.0	0.0	22.5
467	593867.45	4782632.86	0.10	0	D	80	32.8	-11.9	0.0	-5.9	0.0	0.0	26.8
467	593867.45	4782632.86	0.10	0	D	100	35.0	-11.9	0.0	-5.9	0.0	0.0	28.9
467	593867.45	4782632.86	0.10	0	D	125	36.4	-11.9	0.0	-5.8	0.0	0.0	30.3
467	593867.45	4782632.86	0.10	0	D	160	38.0	-11.9	0.0	-5.6	0.0	0.0	31.7
467	593867.45	4782632.86	0.10	0	D	200	39.8	-11.9	0.0	-5.4	0.0	0.0	33.3
467	593867.45	4782632.86	0.10	0	D	250	42.8	-11.9	0.0	-5.1	0.0	0.0	36.0
467	593867.45	4782632.86	0.10	0	D	315	43.5	-11.9	0.0	-4.6	0.0	0.0	36.2
467	593867.45	4782632.86	0.10	0	D	400	44.3	-11.9	0.0	-3.9	0.0	0.0	36.3
467	593867.45	4782632.86	0.10	0	D	500	46.8	-11.9	0.0	-2.8	0.0	0.0	37.7
467	593867.45	4782632.86	0.10	0	D	630	48.5	-11.9	0.0	-1.4	0.0	0.0	38.0
467	593867.45	4782632.86	0.10	0	D	800	47.2	-11.9	0.0	0.5	0.0	0.0	34.8
467	593867.45	4782632.86	0.10	0	D	1000	47.9	-11.9	0.0	2.5	0.0	0.0	33.5
467	593867.45	4782632.86	0.10	0	D	1250	46.8	-11.9	0.0	4.5	0.0	0.0	30.4
467	593867.45	4782632.86	0.10	0	D	1600	46.3	-11.9	0.0	6.5	0.0	0.0	27.8
467	593867.45	4782632.86	0.10	0	D	2000	45.5	-11.9	0.0	8.4	0.0	0.0	25.2
467	593867.45	4782632.86	0.10	0	D	2500	44.2	-11.9	0.0	9.8	0.0	0.0	22.5
467	593867.45	4782632.86	0.10	0	D	3150	43.4	-11.9	0.0	9.5	0.0	0.0	22.0
467	593867.45	4782632.86	0.10	0	D	4000	41.7	-11.9	0.0	7.5	0.0	0.0	22.3
467	593867.45	4782632.86	0.10	0	D	5000	39.8	-11.9	0.0	5.2	0.0	0.0	22.6
467	593867.45	4782632.86	0.10	0	D	6300	37.6	-11.9	0.0	5.2	0.0	0.0	20.4
467	593867.45	4782632.86	0.10	0	D	8000	34.8	-11.9	0.0	5.2	0.0	0.0	17.7
467	593867.45	4782632.86	0.10	0	D	10000	31.4	-11.9	0.0	5.2	0.0	0.0	14.2
467	593867.45	4782632.86	0.10	0	N	50	22.0	-11.9	0.0	-6.0	0.0	0.0	16.1

Road, TNM, Name: "Rymal6 westbound", ID: "!03!Rymal6_WB"													
Nr.	X	Y	Z	Refl.	DEN	Freq.	Lw	Ad	Aair	Agr	Afol	RL	Lr
	(m)	(m)	(m)			(Hz)	dB(A)	(dB)	(dB)	(dB)	(dB)	(dB)	dB(A)
467	593867.45	4782632.86	0.10	0	N	63	29.3	-11.9	0.0	-5.9	0.0	0.0	23.3
467	593867.45	4782632.86	0.10	0	N	80	33.5	-11.9	0.0	-5.9	0.0	0.0	27.5
467	593867.45	4782632.86	0.10	0	N	100	35.8	-11.9	0.0	-5.9	0.0	0.0	29.7
467	593867.45	4782632.86	0.10	0	N	125	37.3	-11.9	0.0	-5.8	0.0	0.0	31.2
467	593867.45	4782632.86	0.10	0	N	160	39.1	-11.9	0.0	-5.6	0.0	0.0	32.8
467	593867.45	4782632.86	0.10	0	N	200	41.1	-11.9	0.0	-5.4	0.0	0.0	34.6
467	593867.45	4782632.86	0.10	0	N	250	44.3	-11.9	0.0	-5.1	0.0	0.0	37.5
467	593867.45	4782632.86	0.10	0	N	315	44.8	-11.9	0.0	-4.6	0.0	0.0	37.5
467	593867.45	4782632.86	0.10	0	N	400	45.2	-11.9	0.0	-3.9	0.0	0.0	37.2
467	593867.45	4782632.86	0.10	0	N	500	47.6	-11.9	0.0	-2.8	0.0	0.0	38.5
467	593867.45	4782632.86	0.10	0	N	630	49.1	-11.9	0.0	-1.4	0.0	0.0	38.6
467	593867.45	4782632.86	0.10	0	N	800	48.0	-11.9	0.0	0.5	0.0	0.0	35.5
467	593867.45	4782632.86	0.10	0	N	1000	48.5	-11.9	0.0	2.5	0.0	0.0	34.1
467	593867.45	4782632.86	0.10	0	N	1250	47.5	-11.9	0.0	4.5	0.0	0.0	31.1
467	593867.45	4782632.86	0.10	0	N	1600	46.8	-11.9	0.0	6.5	0.0	0.0	28.4
467	593867.45	4782632.86	0.10	0	N	2000	46.1	-11.9	0.0	8.4	0.0	0.0	25.8
467	593867.45	4782632.86	0.10	0	N	2500	45.0	-11.9	0.0	9.8	0.0	0.0	23.3
467	593867.45	4782632.86	0.10	0	N	3150	44.4	-11.9	0.0	9.5	0.0	0.0	23.0
467	593867.45	4782632.86	0.10	0	N	4000	42.8	-11.9	0.0	7.5	0.0	0.0	23.4
467	593867.45	4782632.86	0.10	0	N	5000	40.9	-11.9	0.0	5.2	0.0	0.0	23.8
467	593867.45	4782632.86	0.10	0	N	6300	38.8	-11.9	0.0	5.2	0.0	0.0	21.6
467	593867.45	4782632.86	0.10	0	N	8000	36.1	-11.9	0.0	5.2	0.0	0.0	18.9
467	593867.45	4782632.86	0.10	0	N	10000	32.4	-11.9	0.0	5.2	0.0	0.0	15.3
531	593858.12	4782635.77	0.10	0	D	50	21.0	-14.1	0.0	-6.0	0.0	0.0	12.9
531	593858.12	4782635.77	0.10	0	D	63	28.5	-14.1	0.0	-5.9	0.0	0.0	20.3
531	593858.12	4782635.77	0.10	0	D	80	32.8	-14.1	0.0	-5.9	0.0	0.0	24.6
531	593858.12	4782635.77	0.10	0	D	100	35.0	-14.1	0.0	-5.8	0.0	0.0	26.7
531	593858.12	4782635.77	0.10	0	D	125	36.4	-14.1	0.0	-5.8	0.0	0.0	28.1
531	593858.12	4782635.77	0.10	0	D	160	38.0	-14.1	0.0	-5.6	0.0	0.0	29.5
531	593858.12	4782635.77	0.10	0	D	200	39.8	-14.1	0.0	-5.4	0.0	0.0	31.1
531	593858.12	4782635.77	0.10	0	D	250	42.8	-14.1	0.0	-5.0	0.0	0.0	33.7
531	593858.12	4782635.77	0.10	0	D	315	43.5	-14.1	0.0	-4.4	0.0	0.0	33.9
531	593858.12	4782635.77	0.10	0	D	400	44.3	-14.1	0.0	-3.5	0.0	0.0	33.8
531	593858.12	4782635.77	0.10	0	D	500	46.8	-14.1	0.0	-2.3	0.0	0.0	35.0
531	593858.12	4782635.77	0.10	0	D	630	48.5	-14.1	0.0	-0.5	0.0	0.0	34.9
531	593858.12	4782635.77	0.10	0	D	800	47.2	-14.1	0.0	1.9	0.0	0.0	31.2
531	593858.12	4782635.77	0.10	0	D	1000	47.9	-14.1	0.0	4.3	0.0	0.0	29.6
531	593858.12	4782635.77	0.10	0	D	1250	46.8	-14.1	0.0	6.3	0.0	0.0	26.4
531	593858.12	4782635.77	0.10	0	D	1600	46.3	-14.1	0.0	8.3	0.0	0.0	23.8
531	593858.12	4782635.77	0.10	0	D	2000	45.5	-14.1	0.0	10.2	0.0	0.0	21.2
531	593858.12	4782635.77	0.10	0	D	2500	44.2	-14.1	0.0	11.6	0.0	0.0	18.6
531	593858.12	4782635.77	0.10	0	D	3150	43.4	-14.1	0.0	11.4	0.0	0.0	17.9
531	593858.12	4782635.77	0.10	0	D	4000	41.7	-14.1	0.0	9.5	0.0	0.0	18.1
531	593858.12	4782635.77	0.10	0	D	5000	39.8	-14.1	0.0	7.4	0.0	0.0	18.2
531	593858.12	4782635.77	0.10	0	D	6300	37.6	-14.1	0.0	7.4	0.0	0.0	16.0
531	593858.12	4782635.77	0.10	0	D	8000	34.8	-14.1	0.0	7.4	0.0	0.0	13.3
531	593858.12	4782635.77	0.10	0	D	10000	31.4	-14.1	0.0	7.4	0.0	0.0	9.8
531	593858.12	4782635.77	0.10	0	N	50	22.0	-14.1	0.0	-6.0	0.0	0.0	13.9
531	593858.12	4782635.77	0.10	0	N	63	29.3	-14.1	0.0	-5.9	0.0	0.0	21.1
531	593858.12	4782635.77	0.10	0	N	80	33.5	-14.1	0.0	-5.9	0.0	0.0	25.3
531	593858.12	4782635.77	0.10	0	N	100	35.8	-14.1	0.0	-5.8	0.0	0.0	27.5
531	593858.12	4782635.77	0.10	0	N	125	37.3	-14.1	0.0	-5.8	0.0	0.0	29.0
531	593858.12	4782635.77	0.10	0	N	160	39.1	-14.1	0.0	-5.6	0.0	0.0	30.6
531	593858.12	4782635.77	0.10	0	N	200	41.1	-14.1	0.0	-5.4	0.0	0.0	32.4
531	593858.12	4782635.77	0.10	0	N	250	44.3	-14.1	0.0	-5.0	0.0	0.0	35.2
531	593858.12	4782635.77	0.10	0	N	315	44.8	-14.1	0.0	-4.4	0.0	0.0	35.2
531	593858.12	4782635.77	0.10	0	N	400	45.2	-14.1	0.0	-3.5	0.0	0.0	34.7
531	593858.12	4782635.77	0.10	0	N	500	47.6	-14.1	0.0	-2.3	0.0	0.0	35.8
531	593858.12	4782635.77	0.10	0	N	630	49.1	-14.1	0.0	-0.5	0.0	0.0	35.5
531	593858.12	4782635.77	0.10	0	N	800	48.0	-14.1	0.0	1.9	0.0	0.0	31.9
531	593858.12	4782635.77	0.10	0	N	1000	48.5	-14.1	0.0	4.3	0.0	0.0	30.2
531	593858.12	4782635.77	0.10	0	N	1250	47.5	-14.1	0.0	6.3	0.0	0.0	27.1
531	593858.12	4782635.77	0.10	0	N	1600	46.8	-14.1	0.0	8.3	0.0	0.0	24.4

Road, TNM, Name: "Rymal6 westbound", ID: "!03!Rymal6_WB"													
Nr.	X	Y	Z	Refl.	DEN	Freq.	Lw	Ad	Aair	Agr	Afol	RL	Lr
	(m)	(m)	(m)			(Hz)	dB(A)	(dB)	(dB)	(dB)	(dB)	(dB)	dB(A)
531	593858.12	4782635.77	0.10	0	N	2000	46.1	-14.1	0.0	10.2	0.0	0.0	21.8
531	593858.12	4782635.77	0.10	0	N	2500	45.0	-14.1	0.0	11.6	0.0	0.0	19.3
531	593858.12	4782635.77	0.10	0	N	3150	44.4	-14.1	0.0	11.4	0.0	0.0	18.9
531	593858.12	4782635.77	0.10	0	N	4000	42.8	-14.1	0.0	9.5	0.0	0.0	19.1
531	593858.12	4782635.77	0.10	0	N	5000	40.9	-14.1	0.0	7.4	0.0	0.0	19.4
531	593858.12	4782635.77	0.10	0	N	6300	38.8	-14.1	0.0	7.4	0.0	0.0	17.3
531	593858.12	4782635.77	0.10	0	N	8000	36.1	-14.1	0.0	7.4	0.0	0.0	14.5
531	593858.12	4782635.77	0.10	0	N	10000	32.4	-14.1	0.0	7.4	0.0	0.0	10.9
563	593844.11	4782640.12	0.10	0	D	50	21.0	-13.8	0.0	-6.0	0.0	0.0	13.2
563	593844.11	4782640.12	0.10	0	D	63	28.5	-13.8	0.0	-5.9	0.0	0.0	20.7
563	593844.11	4782640.12	0.10	0	D	80	32.8	-13.8	0.0	-5.9	0.0	0.0	24.9
563	593844.11	4782640.12	0.10	0	D	100	35.0	-13.8	0.0	-5.8	0.0	0.0	27.1
563	593844.11	4782640.12	0.10	0	D	125	36.4	-13.8	0.0	-5.7	0.0	0.0	28.4
563	593844.11	4782640.12	0.10	0	D	160	38.0	-13.8	0.0	-5.6	0.0	0.0	29.8
563	593844.11	4782640.12	0.10	0	D	200	39.8	-13.8	0.0	-5.3	0.0	0.0	31.4
563	593844.11	4782640.12	0.10	0	D	250	42.8	-13.8	0.0	-4.9	0.0	0.0	34.0
563	593844.11	4782640.12	0.10	0	D	315	43.5	-13.8	0.0	-4.2	0.0	0.0	34.0
563	593844.11	4782640.12	0.10	0	D	400	44.3	-13.8	0.0	-3.1	0.0	0.0	33.6
563	593844.11	4782640.12	0.10	0	D	500	46.8	-13.8	0.0	-1.5	0.0	0.0	34.5
563	593844.11	4782640.12	0.10	0	D	630	48.5	-13.8	0.0	0.9	0.0	0.0	33.8
563	593844.11	4782640.12	0.10	0	D	800	47.2	-13.8	0.0	4.1	0.0	0.0	29.4
563	593844.11	4782640.12	0.10	0	D	1000	47.9	-13.8	0.0	6.8	0.0	0.0	27.4
563	593844.11	4782640.12	0.10	0	D	1250	46.8	-13.8	0.0	8.8	0.0	0.0	24.3
563	593844.11	4782640.12	0.10	0	D	1600	46.3	-13.8	0.0	10.8	0.0	0.0	21.7
563	593844.11	4782640.12	0.10	0	D	2000	45.5	-13.8	0.0	12.6	0.0	0.0	19.1
563	593844.11	4782640.12	0.10	0	D	2500	44.2	-13.8	0.0	14.1	0.0	0.0	16.4
563	593844.11	4782640.12	0.10	0	D	3150	43.4	-13.8	0.0	14.0	0.0	0.0	15.6
563	593844.11	4782640.12	0.10	0	D	4000	41.7	-13.8	0.0	12.3	0.0	0.0	15.6
563	593844.11	4782640.12	0.10	0	D	5000	39.8	-13.8	0.0	10.5	0.0	0.0	15.5
563	593844.11	4782640.12	0.10	0	D	6300	37.6	-13.8	0.0	10.5	0.0	0.0	13.3
563	593844.11	4782640.12	0.10	0	D	8000	34.8	-13.8	0.0	10.5	0.0	0.0	10.6
563	593844.11	4782640.12	0.10	0	D	10000	31.4	-13.8	0.0	10.5	0.0	0.0	7.2
563	593844.11	4782640.12	0.10	0	N	50	22.0	-13.8	0.0	-6.0	0.0	0.0	14.3
563	593844.11	4782640.12	0.10	0	N	63	29.3	-13.8	0.0	-5.9	0.0	0.0	21.5
563	593844.11	4782640.12	0.10	0	N	80	33.5	-13.8	0.0	-5.9	0.0	0.0	25.7
563	593844.11	4782640.12	0.10	0	N	100	35.8	-13.8	0.0	-5.8	0.0	0.0	27.9
563	593844.11	4782640.12	0.10	0	N	125	37.3	-13.8	0.0	-5.7	0.0	0.0	29.3
563	593844.11	4782640.12	0.10	0	N	160	39.1	-13.8	0.0	-5.6	0.0	0.0	30.9
563	593844.11	4782640.12	0.10	0	N	200	41.1	-13.8	0.0	-5.3	0.0	0.0	32.7
563	593844.11	4782640.12	0.10	0	N	250	44.3	-13.8	0.0	-4.9	0.0	0.0	35.4
563	593844.11	4782640.12	0.10	0	N	315	44.8	-13.8	0.0	-4.2	0.0	0.0	35.2
563	593844.11	4782640.12	0.10	0	N	400	45.2	-13.8	0.0	-3.1	0.0	0.0	34.5
563	593844.11	4782640.12	0.10	0	N	500	47.6	-13.8	0.0	-1.5	0.0	0.0	35.3
563	593844.11	4782640.12	0.10	0	N	630	49.1	-13.8	0.0	0.9	0.0	0.0	34.4
563	593844.11	4782640.12	0.10	0	N	800	48.0	-13.8	0.0	4.1	0.0	0.0	30.1
563	593844.11	4782640.12	0.10	0	N	1000	48.5	-13.8	0.0	6.8	0.0	0.0	28.0
563	593844.11	4782640.12	0.10	0	N	1250	47.5	-13.8	0.0	8.8	0.0	0.0	24.9
563	593844.11	4782640.12	0.10	0	N	1600	46.8	-13.8	0.0	10.8	0.0	0.0	22.3
563	593844.11	4782640.12	0.10	0	N	2000	46.1	-13.8	0.0	12.6	0.0	0.0	19.7
563	593844.11	4782640.12	0.10	0	N	2500	45.0	-13.8	0.0	14.1	0.0	0.0	17.2
563	593844.11	4782640.12	0.10	0	N	3150	44.4	-13.8	0.0	14.0	0.0	0.0	16.6
563	593844.11	4782640.12	0.10	0	N	4000	42.8	-13.8	0.0	12.3	0.0	0.0	16.7
563	593844.11	4782640.12	0.10	0	N	5000	40.9	-13.8	0.0	10.5	0.0	0.0	16.7
563	593844.11	4782640.12	0.10	0	N	6300	38.8	-13.8	0.0	10.5	0.0	0.0	14.6
563	593844.11	4782640.12	0.10	0	N	8000	36.1	-13.8	0.0	10.5	0.0	0.0	11.8
563	593844.11	4782640.12	0.10	0	N	10000	32.4	-13.8	0.0	10.5	0.0	0.0	8.2
565	593821.04	4782647.31	0.10	0	D	50	21.0	-15.4	0.0	-6.0	0.0	0.0	11.5
565	593821.04	4782647.31	0.10	0	D	63	28.5	-15.4	0.0	-5.9	0.0	0.0	19.0
565	593821.04	4782647.31	0.10	0	D	80	32.8	-15.4	0.0	-5.9	0.0	0.0	23.2
565	593821.04	4782647.31	0.10	0	D	100	35.0	-15.4	0.0	-5.8	0.0	0.0	25.4
565	593821.04	4782647.31	0.10	0	D	125	36.4	-15.4	0.0	-5.7	0.0	0.0	26.7
565	593821.04	4782647.31	0.10	0	D	160	38.0	-15.4	0.0	-5.5	0.0	0.0	28.0
565	593821.04	4782647.31	0.10	0	D	200	39.8	-15.4	0.0	-5.2	0.0	0.0	29.6

Road, TNM, Name: "Rymal6 westbound", ID: "!03!Rymal6_WB"													
Nr.	X	Y	Z	Refl.	DEN	Freq.	Lw	Ad	Aair	Agr	Afol	RL	Lr
	(m)	(m)	(m)			(Hz)	dB(A)	(dB)	(dB)	(dB)	(dB)	(dB)	dB(A)
565	593821.04	4782647.31	0.10	0	D	250	42.8	-15.4	0.0	-4.7	0.0	0.0	32.1
565	593821.04	4782647.31	0.10	0	D	315	43.5	-15.4	0.0	-3.8	0.0	0.0	31.9
565	593821.04	4782647.31	0.10	0	D	400	44.3	-15.4	0.0	-2.3	0.0	0.0	31.2
565	593821.04	4782647.31	0.10	0	D	500	46.8	-15.4	0.0	-0.0	0.0	0.0	31.4
565	593821.04	4782647.31	0.10	0	D	630	48.5	-15.4	0.0	3.3	0.0	0.0	29.8
565	593821.04	4782647.31	0.10	0	D	800	47.2	-15.4	0.0	7.5	0.0	0.0	24.3
565	593821.04	4782647.31	0.10	0	D	1000	47.9	-15.4	0.0	10.4	0.0	0.0	22.1
565	593821.04	4782647.31	0.10	0	D	1250	46.8	-15.4	0.0	12.1	0.0	0.0	19.3
565	593821.04	4782647.31	0.10	0	D	1600	46.3	-15.4	0.0	14.0	0.0	0.0	16.8
565	593821.04	4782647.31	0.10	0	D	2000	45.5	-15.4	0.0	15.9	0.0	0.0	14.1
565	593821.04	4782647.31	0.10	0	D	2500	44.2	-15.4	0.0	17.4	0.0	0.0	11.4
565	593821.04	4782647.31	0.10	0	D	3150	43.4	-15.4	0.0	17.5	0.0	0.0	10.4
565	593821.04	4782647.31	0.10	0	D	4000	41.7	-15.4	0.0	16.1	0.0	0.0	10.1
565	593821.04	4782647.31	0.10	0	D	5000	39.8	-15.4	0.0	14.7	0.0	0.0	9.6
565	593821.04	4782647.31	0.10	0	D	6300	37.6	-15.4	0.0	14.7	0.0	0.0	7.4
565	593821.04	4782647.31	0.10	0	D	8000	34.8	-15.4	0.0	14.7	0.0	0.0	4.7
565	593821.04	4782647.31	0.10	0	D	10000	31.4	-15.4	0.0	14.7	0.0	0.0	1.2
565	593821.04	4782647.31	0.10	0	N	50	22.0	-15.4	0.0	-6.0	0.0	0.0	12.6
565	593821.04	4782647.31	0.10	0	N	63	29.3	-15.4	0.0	-5.9	0.0	0.0	19.8
565	593821.04	4782647.31	0.10	0	N	80	33.5	-15.4	0.0	-5.9	0.0	0.0	24.0
565	593821.04	4782647.31	0.10	0	N	100	35.8	-15.4	0.0	-5.8	0.0	0.0	26.2
565	593821.04	4782647.31	0.10	0	N	125	37.3	-15.4	0.0	-5.7	0.0	0.0	27.6
565	593821.04	4782647.31	0.10	0	N	160	39.1	-15.4	0.0	-5.5	0.0	0.0	29.2
565	593821.04	4782647.31	0.10	0	N	200	41.1	-15.4	0.0	-5.2	0.0	0.0	30.9
565	593821.04	4782647.31	0.10	0	N	250	44.3	-15.4	0.0	-4.7	0.0	0.0	33.5
565	593821.04	4782647.31	0.10	0	N	315	44.8	-15.4	0.0	-3.8	0.0	0.0	33.2
565	593821.04	4782647.31	0.10	0	N	400	45.2	-15.4	0.0	-2.3	0.0	0.0	32.0
565	593821.04	4782647.31	0.10	0	N	500	47.6	-15.4	0.0	-0.0	0.0	0.0	32.2
565	593821.04	4782647.31	0.10	0	N	630	49.1	-15.4	0.0	3.3	0.0	0.0	30.3
565	593821.04	4782647.31	0.10	0	N	800	48.0	-15.4	0.0	7.5	0.0	0.0	25.0
565	593821.04	4782647.31	0.10	0	N	1000	48.5	-15.4	0.0	10.4	0.0	0.0	22.7
565	593821.04	4782647.31	0.10	0	N	1250	47.5	-15.4	0.0	12.1	0.0	0.0	19.9
565	593821.04	4782647.31	0.10	0	N	1600	46.8	-15.4	0.0	14.0	0.0	0.0	17.4
565	593821.04	4782647.31	0.10	0	N	2000	46.1	-15.4	0.0	15.9	0.0	0.0	14.7
565	593821.04	4782647.31	0.10	0	N	2500	45.0	-15.4	0.0	17.4	0.0	0.0	12.2
565	593821.04	4782647.31	0.10	0	N	3150	44.4	-15.4	0.0	17.5	0.0	0.0	11.4
565	593821.04	4782647.31	0.10	0	N	4000	42.8	-15.4	0.0	16.1	0.0	0.0	11.2
565	593821.04	4782647.31	0.10	0	N	5000	40.9	-15.4	0.0	14.7	0.0	0.0	10.8
565	593821.04	4782647.31	0.10	0	N	6300	38.8	-15.4	0.0	14.7	0.0	0.0	8.7
565	593821.04	4782647.31	0.10	0	N	8000	36.1	-15.4	0.0	14.7	0.0	0.0	5.9
565	593821.04	4782647.31	0.10	0	N	10000	32.4	-15.4	0.0	14.7	0.0	0.0	2.3
581	593793.56	4782655.86	0.10	0	D	50	21.0	-18.4	0.0	-6.0	0.0	0.0	8.6
581	593793.56	4782655.86	0.10	0	D	63	28.5	-18.4	0.0	-5.9	0.0	0.0	16.0
581	593793.56	4782655.86	0.10	0	D	80	32.8	-18.4	0.0	-5.9	0.0	0.0	20.3
581	593793.56	4782655.86	0.10	0	D	100	35.0	-18.4	0.0	-5.8	0.0	0.0	22.4
581	593793.56	4782655.86	0.10	0	D	125	36.4	-18.4	0.0	-5.7	0.0	0.0	23.7
581	593793.56	4782655.86	0.10	0	D	160	38.0	-18.4	0.0	-5.4	0.0	0.0	25.0
581	593793.56	4782655.86	0.10	0	D	200	39.8	-18.4	0.0	-5.1	0.0	0.0	26.5
581	593793.56	4782655.86	0.10	0	D	250	42.8	-18.4	0.0	-4.4	0.0	0.0	28.8
581	593793.56	4782655.86	0.10	0	D	315	43.5	-18.4	0.0	-3.3	0.0	0.0	28.4
581	593793.56	4782655.86	0.10	0	D	400	44.3	-18.4	0.0	-1.3	0.0	0.0	27.3
581	593793.56	4782655.86	0.10	0	D	500	46.8	-18.4	0.0	1.6	0.0	0.0	26.8
581	593793.56	4782655.86	0.10	0	D	630	48.5	-18.4	0.0	6.1	0.0	0.0	24.0
581	593793.56	4782655.86	0.10	0	D	800	47.2	-18.4	0.0	11.1	0.0	0.0	17.7
581	593793.56	4782655.86	0.10	0	D	1000	47.9	-18.4	0.0	13.5	0.0	0.0	16.0
581	593793.56	4782655.86	0.10	0	D	1250	46.8	-18.4	0.0	15.0	0.0	0.0	13.4
581	593793.56	4782655.86	0.10	0	D	1600	46.3	-18.4	0.0	16.9	0.0	0.0	11.0
581	593793.56	4782655.86	0.10	0	D	2000	45.5	-18.4	0.0	18.9	0.0	0.0	8.2
581	593793.56	4782655.86	0.10	0	D	2500	44.2	-18.4	0.0	20.5	0.0	0.0	5.3
581	593793.56	4782655.86	0.10	0	D	3150	43.4	-18.4	0.0	20.8	0.0	0.0	4.2
581	593793.56	4782655.86	0.10	0	D	4000	41.7	-18.4	0.0	19.8	0.0	0.0	3.5
581	593793.56	4782655.86	0.10	0	D	5000	39.8	-18.4	0.0	18.8	0.0	0.0	2.6
581	593793.56	4782655.86	0.10	0	D	6300	37.6	-18.4	0.0	18.8	0.0	0.0	0.4

Road, TNM, Name: "Rymal6 westbound", ID: "!03!Rymal6_WB"													
Nr.	X	Y	Z	Refl.	DEN	Freq.	Lw	Ad	Aair	Agr	Afol	RL	Lr
	(m)	(m)	(m)			(Hz)	dB(A)	(dB)	(dB)	(dB)	(dB)	(dB)	dB(A)
581	593793.56	4782655.86	0.10	0	N	50	22.0	-18.4	0.0	-6.0	0.0	0.0	9.7
581	593793.56	4782655.86	0.10	0	N	63	29.3	-18.4	0.0	-5.9	0.0	0.0	16.8
581	593793.56	4782655.86	0.10	0	N	80	33.5	-18.4	0.0	-5.9	0.0	0.0	21.0
581	593793.56	4782655.86	0.10	0	N	100	35.8	-18.4	0.0	-5.8	0.0	0.0	23.2
581	593793.56	4782655.86	0.10	0	N	125	37.3	-18.4	0.0	-5.7	0.0	0.0	24.6
581	593793.56	4782655.86	0.10	0	N	160	39.1	-18.4	0.0	-5.4	0.0	0.0	26.1
581	593793.56	4782655.86	0.10	0	N	200	41.1	-18.4	0.0	-5.1	0.0	0.0	27.8
581	593793.56	4782655.86	0.10	0	N	250	44.3	-18.4	0.0	-4.4	0.0	0.0	30.3
581	593793.56	4782655.86	0.10	0	N	315	44.8	-18.4	0.0	-3.3	0.0	0.0	29.7
581	593793.56	4782655.86	0.10	0	N	400	45.2	-18.4	0.0	-1.3	0.0	0.0	28.2
581	593793.56	4782655.86	0.10	0	N	500	47.6	-18.4	0.0	1.6	0.0	0.0	27.6
581	593793.56	4782655.86	0.10	0	N	630	49.1	-18.4	0.0	6.1	0.0	0.0	24.6
581	593793.56	4782655.86	0.10	0	N	800	48.0	-18.4	0.0	11.1	0.0	0.0	18.4
581	593793.56	4782655.86	0.10	0	N	1000	48.5	-18.4	0.0	13.5	0.0	0.0	16.6
581	593793.56	4782655.86	0.10	0	N	1250	47.5	-18.4	0.0	15.0	0.0	0.0	14.0
581	593793.56	4782655.86	0.10	0	N	1600	46.8	-18.4	0.0	16.9	0.0	0.0	11.5
581	593793.56	4782655.86	0.10	0	N	2000	46.1	-18.4	0.0	18.9	0.0	0.0	8.8
581	593793.56	4782655.86	0.10	0	N	2500	45.0	-18.4	0.0	20.5	0.0	0.0	6.1
581	593793.56	4782655.86	0.10	0	N	3150	44.4	-18.4	0.0	20.8	0.0	0.0	5.2
581	593793.56	4782655.86	0.10	0	N	4000	42.8	-18.4	0.0	19.8	0.0	0.0	4.6
581	593793.56	4782655.86	0.10	0	N	5000	40.9	-18.4	0.0	18.8	0.0	0.0	3.7
581	593793.56	4782655.86	0.10	0	N	6300	38.8	-18.4	0.0	18.8	0.0	0.0	1.6
622	593752.34	4782668.68	0.10	0	D	50	21.0	-18.4	0.0	-6.0	0.0	0.0	8.6
622	593752.34	4782668.68	0.10	0	D	63	28.5	-18.4	0.0	-5.9	0.0	0.0	16.0
622	593752.34	4782668.68	0.10	0	D	80	32.8	-18.4	0.0	-5.9	0.0	0.0	20.2
622	593752.34	4782668.68	0.10	0	D	100	35.0	-18.4	0.0	-5.8	0.0	0.0	22.3
622	593752.34	4782668.68	0.10	0	D	125	36.4	-18.4	0.0	-5.6	0.0	0.0	23.6
622	593752.34	4782668.68	0.10	0	D	160	38.0	-18.4	0.0	-5.3	0.0	0.0	24.9
622	593752.34	4782668.68	0.10	0	D	200	39.8	-18.4	0.0	-4.9	0.0	0.0	26.3
622	593752.34	4782668.68	0.10	0	D	250	42.8	-18.4	0.0	-4.0	0.0	0.0	28.5
622	593752.34	4782668.68	0.10	0	D	315	43.5	-18.4	0.0	-2.6	0.0	0.0	27.7
622	593752.34	4782668.68	0.10	0	D	400	44.3	-18.4	0.0	0.0	0.0	0.0	25.9
622	593752.34	4782668.68	0.10	0	D	500	46.8	-18.4	0.0	4.0	0.0	0.0	24.3
622	593752.34	4782668.68	0.10	0	D	630	48.5	-18.4	0.0	10.1	0.0	0.0	20.1
622	593752.34	4782668.68	0.10	0	D	800	47.2	-18.4	0.0	15.2	0.0	0.0	13.7
622	593752.34	4782668.68	0.10	0	D	1000	47.9	-18.4	0.0	16.9	0.0	0.0	12.7
622	593752.34	4782668.68	0.10	0	D	1250	46.8	-18.4	0.0	18.3	0.0	0.0	10.2
622	593752.34	4782668.68	0.10	0	D	1600	46.3	-18.4	0.0	20.2	0.0	0.0	7.7
622	593752.34	4782668.68	0.10	0	D	2000	45.5	-18.4	0.0	22.2	0.0	0.0	4.8
622	593752.34	4782668.68	0.10	0	D	2500	44.2	-18.4	0.0	24.1	0.0	0.0	1.8
622	593752.34	4782668.68	0.10	0	D	3150	43.4	-18.4	0.0	24.7	0.0	0.0	0.3
622	593752.34	4782668.68	0.10	0	N	50	22.0	-18.4	0.0	-6.0	0.0	0.0	9.7
622	593752.34	4782668.68	0.10	0	N	63	29.3	-18.4	0.0	-5.9	0.0	0.0	16.8
622	593752.34	4782668.68	0.10	0	N	80	33.5	-18.4	0.0	-5.9	0.0	0.0	21.0
622	593752.34	4782668.68	0.10	0	N	100	35.8	-18.4	0.0	-5.8	0.0	0.0	23.2
622	593752.34	4782668.68	0.10	0	N	125	37.3	-18.4	0.0	-5.6	0.0	0.0	24.5
622	593752.34	4782668.68	0.10	0	N	160	39.1	-18.4	0.0	-5.3	0.0	0.0	26.0
622	593752.34	4782668.68	0.10	0	N	200	41.1	-18.4	0.0	-4.9	0.0	0.0	27.5
622	593752.34	4782668.68	0.10	0	N	250	44.3	-18.4	0.0	-4.0	0.0	0.0	29.9
622	593752.34	4782668.68	0.10	0	N	315	44.8	-18.4	0.0	-2.6	0.0	0.0	29.0
622	593752.34	4782668.68	0.10	0	N	400	45.2	-18.4	0.0	0.0	0.0	0.0	26.8
622	593752.34	4782668.68	0.10	0	N	500	47.6	-18.4	0.0	4.0	0.0	0.0	25.2
622	593752.34	4782668.68	0.10	0	N	630	49.1	-18.4	0.0	10.1	0.0	0.0	20.7
622	593752.34	4782668.68	0.10	0	N	800	48.0	-18.4	0.0	15.2	0.0	0.0	14.4
622	593752.34	4782668.68	0.10	0	N	1000	48.5	-18.4	0.0	16.9	0.0	0.0	13.3
622	593752.34	4782668.68	0.10	0	N	1250	47.5	-18.4	0.0	18.3	0.0	0.0	10.8
622	593752.34	4782668.68	0.10	0	N	1600	46.8	-18.4	0.0	20.2	0.0	0.0	8.2
622	593752.34	4782668.68	0.10	0	N	2000	46.1	-18.4	0.0	22.2	0.0	0.0	5.4
622	593752.34	4782668.68	0.10	0	N	2500	45.0	-18.4	0.0	24.1	0.0	0.0	2.6
622	593752.34	4782668.68	0.10	0	N	3150	44.4	-18.4	0.0	24.7	0.0	0.0	1.3
622	593752.34	4782668.68	0.10	0	N	4000	42.8	-18.4	0.0	24.2	0.0	0.0	0.2
624	593691.59	4782687.59	0.10	0	D	50	21.0	-20.8	0.0	-6.0	0.0	0.0	6.2
624	593691.59	4782687.59	0.10	0	D	63	28.5	-20.8	0.0	-5.9	0.0	0.0	13.6

Road, TNM, Name: "Rymal6 westbound", ID: "!03!Rymal6_WB"													
Nr.	X	Y	Z	Refl.	DEN	Freq.	Lw	Ad	Aair	Agr	Afol	RL	Lr
	(m)	(m)	(m)			(Hz)	dB(A)	(dB)	(dB)	(dB)	(dB)	(dB)	dB(A)
624	593691.59	4782687.59	0.10	0	D	80	32.8	-20.8	0.0	-5.8	0.0	0.0	17.8
624	593691.59	4782687.59	0.10	0	D	100	35.0	-20.8	0.0	-5.7	0.0	0.0	19.9
624	593691.59	4782687.59	0.10	0	D	125	36.4	-20.8	0.0	-5.5	0.0	0.0	21.1
624	593691.59	4782687.59	0.10	0	D	160	38.0	-20.8	0.0	-5.1	0.0	0.0	22.3
624	593691.59	4782687.59	0.10	0	D	200	39.8	-20.8	0.0	-4.6	0.0	0.0	23.6
624	593691.59	4782687.59	0.10	0	D	250	42.8	-20.8	0.0	-3.4	0.0	0.0	25.5
624	593691.59	4782687.59	0.10	0	D	315	43.5	-20.8	0.0	-1.5	0.0	0.0	24.2
624	593691.59	4782687.59	0.10	0	D	400	44.3	-20.8	0.0	2.1	0.0	0.0	21.4
624	593691.59	4782687.59	0.10	0	D	500	46.8	-20.8	0.0	7.5	0.0	0.0	18.5
624	593691.59	4782687.59	0.10	0	D	630	48.5	-20.8	0.0	15.0	0.0	0.0	12.7
624	593691.59	4782687.59	0.10	0	D	800	47.2	-20.8	0.0	19.0	0.0	0.0	7.4
624	593691.59	4782687.59	0.10	0	D	1000	47.9	-20.8	0.0	20.3	0.0	0.0	6.8
624	593691.59	4782687.59	0.10	0	D	1250	46.8	-20.8	0.0	21.7	0.0	0.0	4.3
624	593691.59	4782687.59	0.10	0	D	1600	46.3	-20.8	0.0	23.7	0.0	0.0	1.7
624	593691.59	4782687.59	0.10	0	N	50	22.0	-20.8	0.0	-6.0	0.0	0.0	7.2
624	593691.59	4782687.59	0.10	0	N	63	29.3	-20.8	0.0	-5.9	0.0	0.0	14.4
624	593691.59	4782687.59	0.10	0	N	80	33.5	-20.8	0.0	-5.8	0.0	0.0	18.5
624	593691.59	4782687.59	0.10	0	N	100	35.8	-20.8	0.0	-5.7	0.0	0.0	20.7
624	593691.59	4782687.59	0.10	0	N	125	37.3	-20.8	0.0	-5.5	0.0	0.0	22.0
624	593691.59	4782687.59	0.10	0	N	160	39.1	-20.8	0.0	-5.1	0.0	0.0	23.4
624	593691.59	4782687.59	0.10	0	N	200	41.1	-20.8	0.0	-4.6	0.0	0.0	24.8
624	593691.59	4782687.59	0.10	0	N	250	44.3	-20.8	0.0	-3.4	0.0	0.0	26.9
624	593691.59	4782687.59	0.10	0	N	315	44.8	-20.8	0.0	-1.5	0.0	0.0	25.5
624	593691.59	4782687.59	0.10	0	N	400	45.2	-20.8	0.0	2.1	0.0	0.0	22.3
624	593691.59	4782687.59	0.10	0	N	500	47.6	-20.8	0.0	7.5	0.0	0.0	19.3
624	593691.59	4782687.59	0.10	0	N	630	49.1	-20.8	0.0	15.0	0.0	0.0	13.3
624	593691.59	4782687.59	0.10	0	N	800	48.0	-20.8	0.0	19.0	0.0	0.0	8.1
624	593691.59	4782687.59	0.10	0	N	1000	48.5	-20.8	0.0	20.3	0.0	0.0	7.4
624	593691.59	4782687.59	0.10	0	N	1250	47.5	-20.8	0.0	21.7	0.0	0.0	4.9
624	593691.59	4782687.59	0.10	0	N	1600	46.8	-20.8	0.0	23.7	0.0	0.0	2.2
626	593625.04	4782708.29	0.10	0	D	50	21.0	-23.4	0.0	-6.0	0.0	0.0	3.6
626	593625.04	4782708.29	0.10	0	D	63	28.5	-23.4	0.0	-5.9	0.0	0.0	11.0
626	593625.04	4782708.29	0.10	0	D	80	32.8	-23.4	0.0	-5.8	0.0	0.0	15.2
626	593625.04	4782708.29	0.10	0	D	100	35.0	-23.4	0.0	-5.6	0.0	0.0	17.2
626	593625.04	4782708.29	0.10	0	D	125	36.4	-23.4	0.0	-5.4	0.0	0.0	18.4
626	593625.04	4782708.29	0.10	0	D	160	38.0	-23.4	0.0	-5.0	0.0	0.0	19.5
626	593625.04	4782708.29	0.10	0	D	200	39.8	-23.4	0.0	-4.2	0.0	0.0	20.7
626	593625.04	4782708.29	0.10	0	D	250	42.8	-23.4	0.0	-2.8	0.0	0.0	22.2
626	593625.04	4782708.29	0.10	0	D	315	43.5	-23.4	0.0	-0.3	0.0	0.0	20.4
626	593625.04	4782708.29	0.10	0	D	400	44.3	-23.4	0.0	4.2	0.0	0.0	16.7
626	593625.04	4782708.29	0.10	0	D	500	46.8	-23.4	0.0	11.1	0.0	0.0	12.3
626	593625.04	4782708.29	0.10	0	D	630	48.5	-23.4	0.0	18.9	0.0	0.0	6.2
626	593625.04	4782708.29	0.10	0	D	800	47.2	-23.4	0.0	21.9	0.0	0.0	2.0
626	593625.04	4782708.29	0.10	0	D	1000	47.9	-23.4	0.0	23.1	0.0	0.0	1.4
626	593625.04	4782708.29	0.10	0	N	50	22.0	-23.4	0.0	-6.0	0.0	0.0	4.6
626	593625.04	4782708.29	0.10	0	N	63	29.3	-23.4	0.0	-5.9	0.0	0.0	11.8
626	593625.04	4782708.29	0.10	0	N	80	33.5	-23.4	0.0	-5.8	0.0	0.0	15.9
626	593625.04	4782708.29	0.10	0	N	100	35.8	-23.4	0.0	-5.6	0.0	0.0	18.0
626	593625.04	4782708.29	0.10	0	N	125	37.3	-23.4	0.0	-5.4	0.0	0.0	19.3
626	593625.04	4782708.29	0.10	0	N	160	39.1	-23.4	0.0	-5.0	0.0	0.0	20.6
626	593625.04	4782708.29	0.10	0	N	200	41.1	-23.4	0.0	-4.2	0.0	0.0	21.9
626	593625.04	4782708.29	0.10	0	N	250	44.3	-23.4	0.0	-2.8	0.0	0.0	23.7
626	593625.04	4782708.29	0.10	0	N	315	44.8	-23.4	0.0	-0.3	0.0	0.0	21.7
626	593625.04	4782708.29	0.10	0	N	400	45.2	-23.4	0.0	4.2	0.0	0.0	17.6
626	593625.04	4782708.29	0.10	0	N	500	47.6	-23.4	0.0	11.1	0.0	0.0	13.1
626	593625.04	4782708.29	0.10	0	N	630	49.1	-23.4	0.0	18.9	0.0	0.0	6.8
626	593625.04	4782708.29	0.10	0	N	800	48.0	-23.4	0.0	21.9	0.0	0.0	2.7
626	593625.04	4782708.29	0.10	0	N	1000	48.5	-23.4	0.0	23.1	0.0	0.0	2.0

Road, TNM, Name: "Rymal6 eastbound", ID: "!03!Rymal6_EB"													
Nr.	X	Y	Z	Refl.	DEN	Freq.	Lw	Ad	Aair	Agr	Afol	RL	Lr
	(m)	(m)	(m)			(Hz)	dB(A)	(dB)	(dB)	(dB)	(dB)	(dB)	dB(A)
628	593607.04	4782702.39	0.10	0	D	50	20.8	-26.5	0.0	-6.0	0.0	0.0	0.4

Road, TNM, Name: "Rymal6 eastbound", ID: "!03!Rymal6_EB"													
Nr.	X	Y	Z	Refl.	DEN	Freq.	Lw	Ad	Aair	Agr	Afol	RL	Lr
	(m)	(m)	(m)			(Hz)	dB(A)	(dB)	(dB)	(dB)	(dB)	(dB)	dB(A)
628	593607.04	4782702.39	0.10	0	D	63	28.4	-26.5	0.0	-5.9	0.0	0.0	7.8
628	593607.04	4782702.39	0.10	0	D	80	32.6	-26.5	0.0	-5.8	0.0	0.0	12.0
628	593607.04	4782702.39	0.10	0	D	100	34.8	-26.5	0.0	-5.6	0.0	0.0	14.0
628	593607.04	4782702.39	0.10	0	D	125	36.3	-26.5	0.0	-5.4	0.0	0.0	15.2
628	593607.04	4782702.39	0.10	0	D	160	37.8	-26.5	0.0	-4.9	0.0	0.0	16.3
628	593607.04	4782702.39	0.10	0	D	200	39.7	-26.5	0.0	-4.2	0.0	0.0	17.4
628	593607.04	4782702.39	0.10	0	D	250	42.7	-26.5	0.0	-2.6	0.0	0.0	18.9
628	593607.04	4782702.39	0.10	0	D	315	43.4	-26.5	0.0	-0.0	0.0	0.0	16.9
628	593607.04	4782702.39	0.10	0	D	400	44.2	-26.5	0.0	4.8	0.0	0.0	13.0
628	593607.04	4782702.39	0.10	0	D	500	46.6	-26.5	0.0	11.9	0.0	0.0	8.3
628	593607.04	4782702.39	0.10	0	D	630	48.4	-26.5	0.0	19.7	0.0	0.0	2.3
628	593607.04	4782702.39	0.10	0	N	50	21.9	-26.5	0.0	-6.0	0.0	0.0	1.5
628	593607.04	4782702.39	0.10	0	N	63	29.2	-26.5	0.0	-5.9	0.0	0.0	8.6
628	593607.04	4782702.39	0.10	0	N	80	33.4	-26.5	0.0	-5.8	0.0	0.0	12.7
628	593607.04	4782702.39	0.10	0	N	100	35.7	-26.5	0.0	-5.6	0.0	0.0	14.8
628	593607.04	4782702.39	0.10	0	N	125	37.2	-26.5	0.0	-5.4	0.0	0.0	16.1
628	593607.04	4782702.39	0.10	0	N	160	38.9	-26.5	0.0	-4.9	0.0	0.0	17.4
628	593607.04	4782702.39	0.10	0	N	200	40.9	-26.5	0.0	-4.2	0.0	0.0	18.7
628	593607.04	4782702.39	0.10	0	N	250	44.2	-26.5	0.0	-2.6	0.0	0.0	20.4
628	593607.04	4782702.39	0.10	0	N	315	44.7	-26.5	0.0	-0.0	0.0	0.0	18.2
628	593607.04	4782702.39	0.10	0	N	400	45.1	-26.5	0.0	4.8	0.0	0.0	13.9
628	593607.04	4782702.39	0.10	0	N	500	47.5	-26.5	0.0	11.9	0.0	0.0	9.1
628	593607.04	4782702.39	0.10	0	N	630	49.0	-26.5	0.0	19.7	0.0	0.0	2.8
667	593669.54	4782682.93	0.10	0	D	50	20.8	-20.4	0.0	-6.0	0.0	0.0	6.4
667	593669.54	4782682.93	0.10	0	D	63	28.4	-20.4	0.0	-5.9	0.0	0.0	13.8
667	593669.54	4782682.93	0.10	0	D	80	32.6	-20.4	0.0	-5.8	0.0	0.0	18.0
667	593669.54	4782682.93	0.10	0	D	100	34.8	-20.4	0.0	-5.7	0.0	0.0	20.1
667	593669.54	4782682.93	0.10	0	D	125	36.3	-20.4	0.0	-5.5	0.0	0.0	21.3
667	593669.54	4782682.93	0.10	0	D	160	37.8	-20.4	0.0	-5.1	0.0	0.0	22.5
667	593669.54	4782682.93	0.10	0	D	200	39.7	-20.4	0.0	-4.5	0.0	0.0	23.7
667	593669.54	4782682.93	0.10	0	D	250	42.7	-20.4	0.0	-3.3	0.0	0.0	25.5
667	593669.54	4782682.93	0.10	0	D	315	43.4	-20.4	0.0	-1.1	0.0	0.0	24.1
667	593669.54	4782682.93	0.10	0	D	400	44.2	-20.4	0.0	2.7	0.0	0.0	21.0
667	593669.54	4782682.93	0.10	0	D	500	46.6	-20.4	0.0	8.6	0.0	0.0	17.6
667	593669.54	4782682.93	0.10	0	D	630	48.4	-20.4	0.0	16.3	0.0	0.0	11.6
667	593669.54	4782682.93	0.10	0	D	800	47.1	-20.4	0.0	20.0	0.0	0.0	6.7
667	593669.54	4782682.93	0.10	0	D	1000	47.8	-20.4	0.0	21.2	0.0	0.0	6.1
667	593669.54	4782682.93	0.10	0	D	1250	46.7	-20.4	0.0	22.6	0.0	0.0	3.6
667	593669.54	4782682.93	0.10	0	D	1600	46.1	-20.4	0.0	24.7	0.0	0.0	1.0
667	593669.54	4782682.93	0.10	0	N	50	21.9	-20.4	0.0	-6.0	0.0	0.0	7.5
667	593669.54	4782682.93	0.10	0	N	63	29.2	-20.4	0.0	-5.9	0.0	0.0	14.6
667	593669.54	4782682.93	0.10	0	N	80	33.4	-20.4	0.0	-5.8	0.0	0.0	18.8
667	593669.54	4782682.93	0.10	0	N	100	35.7	-20.4	0.0	-5.7	0.0	0.0	20.9
667	593669.54	4782682.93	0.10	0	N	125	37.2	-20.4	0.0	-5.5	0.0	0.0	22.2
667	593669.54	4782682.93	0.10	0	N	160	38.9	-20.4	0.0	-5.1	0.0	0.0	23.6
667	593669.54	4782682.93	0.10	0	N	200	40.9	-20.4	0.0	-4.5	0.0	0.0	25.0
667	593669.54	4782682.93	0.10	0	N	250	44.2	-20.4	0.0	-3.3	0.0	0.0	27.0
667	593669.54	4782682.93	0.10	0	N	315	44.7	-20.4	0.0	-1.1	0.0	0.0	25.4
667	593669.54	4782682.93	0.10	0	N	400	45.1	-20.4	0.0	2.7	0.0	0.0	21.9
667	593669.54	4782682.93	0.10	0	N	500	47.5	-20.4	0.0	8.6	0.0	0.0	18.4
667	593669.54	4782682.93	0.10	0	N	630	49.0	-20.4	0.0	16.3	0.0	0.0	12.2
667	593669.54	4782682.93	0.10	0	N	800	47.8	-20.4	0.0	20.0	0.0	0.0	7.4
667	593669.54	4782682.93	0.10	0	N	1000	48.4	-20.4	0.0	21.2	0.0	0.0	6.8
667	593669.54	4782682.93	0.10	0	N	1250	47.3	-20.4	0.0	22.6	0.0	0.0	4.3
667	593669.54	4782682.93	0.10	0	N	1600	46.7	-20.4	0.0	24.7	0.0	0.0	1.5
682	593735.17	4782662.51	0.10	0	D	50	20.8	-20.4	0.0	-6.0	0.0	0.0	6.4
682	593735.17	4782662.51	0.10	0	D	63	28.4	-20.4	0.0	-5.9	0.0	0.0	13.9
682	593735.17	4782662.51	0.10	0	D	80	32.6	-20.4	0.0	-5.8	0.0	0.0	18.1
682	593735.17	4782662.51	0.10	0	D	100	34.8	-20.4	0.0	-5.7	0.0	0.0	20.2
682	593735.17	4782662.51	0.10	0	D	125	36.3	-20.4	0.0	-5.6	0.0	0.0	21.4
682	593735.17	4782662.51	0.10	0	D	160	37.8	-20.4	0.0	-5.3	0.0	0.0	22.7
682	593735.17	4782662.51	0.10	0	D	200	39.7	-20.4	0.0	-4.8	0.0	0.0	24.0
682	593735.17	4782662.51	0.10	0	D	250	42.7	-20.4	0.0	-3.9	0.0	0.0	26.1

Road, TNM, Name: "Rymal6 eastbound", ID: "!03!Rymal6_EB"													
Nr.	X	Y	Z	Refl.	DEN	Freq.	Lw	Ad	Aair	Agr	Afol	RL	Lr
	(m)	(m)	(m)			(Hz)	dB(A)	(dB)	(dB)	(dB)	(dB)	(dB)	dB(A)
682	593735.17	4782662.51	0.10	0	D	315	43.4	-20.4	0.0	-2.3	0.0	0.0	25.3
682	593735.17	4782662.51	0.10	0	D	400	44.2	-20.4	0.0	0.6	0.0	0.0	23.2
682	593735.17	4782662.51	0.10	0	D	500	46.6	-20.4	0.0	4.9	0.0	0.0	21.3
682	593735.17	4782662.51	0.10	0	D	630	48.4	-20.4	0.0	11.4	0.0	0.0	16.5
682	593735.17	4782662.51	0.10	0	D	800	47.1	-20.4	0.0	16.3	0.0	0.0	10.4
682	593735.17	4782662.51	0.10	0	D	1000	47.8	-20.4	0.0	17.9	0.0	0.0	9.5
682	593735.17	4782662.51	0.10	0	D	1250	46.7	-20.4	0.0	19.3	0.0	0.0	7.0
682	593735.17	4782662.51	0.10	0	D	1600	46.1	-20.4	0.0	21.2	0.0	0.0	4.5
682	593735.17	4782662.51	0.10	0	D	2000	45.3	-20.4	0.0	23.3	0.0	0.0	1.6
682	593735.17	4782662.51	0.10	0	N	50	21.9	-20.4	0.0	-6.0	0.0	0.0	7.5
682	593735.17	4782662.51	0.10	0	N	63	29.2	-20.4	0.0	-5.9	0.0	0.0	14.6
682	593735.17	4782662.51	0.10	0	N	80	33.4	-20.4	0.0	-5.8	0.0	0.0	18.8
682	593735.17	4782662.51	0.10	0	N	100	35.7	-20.4	0.0	-5.7	0.0	0.0	21.0
682	593735.17	4782662.51	0.10	0	N	125	37.2	-20.4	0.0	-5.6	0.0	0.0	22.3
682	593735.17	4782662.51	0.10	0	N	160	38.9	-20.4	0.0	-5.3	0.0	0.0	23.8
682	593735.17	4782662.51	0.10	0	N	200	40.9	-20.4	0.0	-4.8	0.0	0.0	25.3
682	593735.17	4782662.51	0.10	0	N	250	44.2	-20.4	0.0	-3.9	0.0	0.0	27.6
682	593735.17	4782662.51	0.10	0	N	315	44.7	-20.4	0.0	-2.3	0.0	0.0	26.5
682	593735.17	4782662.51	0.10	0	N	400	45.1	-20.4	0.0	0.6	0.0	0.0	24.1
682	593735.17	4782662.51	0.10	0	N	500	47.5	-20.4	0.0	4.9	0.0	0.0	22.1
682	593735.17	4782662.51	0.10	0	N	630	49.0	-20.4	0.0	11.4	0.0	0.0	17.1
682	593735.17	4782662.51	0.10	0	N	800	47.8	-20.4	0.0	16.3	0.0	0.0	11.1
682	593735.17	4782662.51	0.10	0	N	1000	48.4	-20.4	0.0	17.9	0.0	0.0	10.1
682	593735.17	4782662.51	0.10	0	N	1250	47.3	-20.4	0.0	19.3	0.0	0.0	7.6
682	593735.17	4782662.51	0.10	0	N	1600	46.7	-20.4	0.0	21.2	0.0	0.0	5.0
682	593735.17	4782662.51	0.10	0	N	2000	45.9	-20.4	0.0	23.3	0.0	0.0	2.2
697	593778.91	4782648.90	0.10	0	D	50	20.8	-17.5	0.0	-6.0	0.0	0.0	9.4
697	593778.91	4782648.90	0.10	0	D	63	28.4	-17.5	0.0	-5.9	0.0	0.0	16.8
697	593778.91	4782648.90	0.10	0	D	80	32.6	-17.5	0.0	-5.9	0.0	0.0	21.0
697	593778.91	4782648.90	0.10	0	D	100	34.8	-17.5	0.0	-5.8	0.0	0.0	23.2
697	593778.91	4782648.90	0.10	0	D	125	36.3	-17.5	0.0	-5.6	0.0	0.0	24.4
697	593778.91	4782648.90	0.10	0	D	160	37.8	-17.5	0.0	-5.4	0.0	0.0	25.8
697	593778.91	4782648.90	0.10	0	D	200	39.7	-17.5	0.0	-5.0	0.0	0.0	27.2
697	593778.91	4782648.90	0.10	0	D	250	42.7	-17.5	0.0	-4.3	0.0	0.0	29.5
697	593778.91	4782648.90	0.10	0	D	315	43.4	-17.5	0.0	-3.0	0.0	0.0	29.0
697	593778.91	4782648.90	0.10	0	D	400	44.2	-17.5	0.0	-0.9	0.0	0.0	27.6
697	593778.91	4782648.90	0.10	0	D	500	46.6	-17.5	0.0	2.4	0.0	0.0	26.8
697	593778.91	4782648.90	0.10	0	D	630	48.4	-17.5	0.0	7.5	0.0	0.0	23.5
697	593778.91	4782648.90	0.10	0	D	800	47.1	-17.5	0.0	12.6	0.0	0.0	17.0
697	593778.91	4782648.90	0.10	0	D	1000	47.8	-17.5	0.0	14.8	0.0	0.0	15.6
697	593778.91	4782648.90	0.10	0	D	1250	46.7	-17.5	0.0	16.2	0.0	0.0	13.0
697	593778.91	4782648.90	0.10	0	D	1600	46.1	-17.5	0.0	18.1	0.0	0.0	10.5
697	593778.91	4782648.90	0.10	0	D	2000	45.3	-17.5	0.0	20.1	0.0	0.0	7.8
697	593778.91	4782648.90	0.10	0	D	2500	44.1	-17.5	0.0	21.8	0.0	0.0	4.8
697	593778.91	4782648.90	0.10	0	D	3150	43.2	-17.5	0.0	22.2	0.0	0.0	3.6
697	593778.91	4782648.90	0.10	0	D	4000	41.5	-17.5	0.0	21.3	0.0	0.0	2.7
697	593778.91	4782648.90	0.10	0	D	5000	39.6	-17.5	0.0	20.6	0.0	0.0	1.5
697	593778.91	4782648.90	0.10	0	N	50	21.9	-17.5	0.0	-6.0	0.0	0.0	10.4
697	593778.91	4782648.90	0.10	0	N	63	29.2	-17.5	0.0	-5.9	0.0	0.0	17.6
697	593778.91	4782648.90	0.10	0	N	80	33.4	-17.5	0.0	-5.9	0.0	0.0	21.8
697	593778.91	4782648.90	0.10	0	N	100	35.7	-17.5	0.0	-5.8	0.0	0.0	24.0
697	593778.91	4782648.90	0.10	0	N	125	37.2	-17.5	0.0	-5.6	0.0	0.0	25.4
697	593778.91	4782648.90	0.10	0	N	160	38.9	-17.5	0.0	-5.4	0.0	0.0	26.9
697	593778.91	4782648.90	0.10	0	N	200	40.9	-17.5	0.0	-5.0	0.0	0.0	28.5
697	593778.91	4782648.90	0.10	0	N	250	44.2	-17.5	0.0	-4.3	0.0	0.0	31.0
697	593778.91	4782648.90	0.10	0	N	315	44.7	-17.5	0.0	-3.0	0.0	0.0	30.3
697	593778.91	4782648.90	0.10	0	N	400	45.1	-17.5	0.0	-0.9	0.0	0.0	28.5
697	593778.91	4782648.90	0.10	0	N	500	47.5	-17.5	0.0	2.4	0.0	0.0	27.6
697	593778.91	4782648.90	0.10	0	N	630	49.0	-17.5	0.0	7.5	0.0	0.0	24.0
697	593778.91	4782648.90	0.10	0	N	800	47.8	-17.5	0.0	12.6	0.0	0.0	17.7
697	593778.91	4782648.90	0.10	0	N	1000	48.4	-17.5	0.0	14.8	0.0	0.0	16.2
697	593778.91	4782648.90	0.10	0	N	1250	47.3	-17.5	0.0	16.2	0.0	0.0	13.6
697	593778.91	4782648.90	0.10	0	N	1600	46.7	-17.5	0.0	18.1	0.0	0.0	11.1

Road, TNM, Name: "Rymal6 eastbound", ID: "!03!Rymal6_EB"													
Nr.	X	Y	Z	Refl.	DEN	Freq.	Lw	Ad	Aair	Agr	Afol	RL	Lr
	(m)	(m)	(m)			(Hz)	dB(A)	(dB)	(dB)	(dB)	(dB)	(dB)	dB(A)
697	593778.91	4782648.90	0.10	0	N	2000	45.9	-17.5	0.0	20.1	0.0	0.0	8.4
697	593778.91	4782648.90	0.10	0	N	2500	44.9	-17.5	0.0	21.8	0.0	0.0	5.6
697	593778.91	4782648.90	0.10	0	N	3150	44.2	-17.5	0.0	22.2	0.0	0.0	4.6
697	593778.91	4782648.90	0.10	0	N	4000	42.6	-17.5	0.0	21.3	0.0	0.0	3.8
697	593778.91	4782648.90	0.10	0	N	5000	40.8	-17.5	0.0	20.6	0.0	0.0	2.7
697	593778.91	4782648.90	0.10	0	N	6300	38.6	-17.5	0.0	20.6	0.0	0.0	0.6
731	593815.66	4782637.46	0.10	0	D	50	20.8	-15.8	0.0	-6.0	0.0	0.0	11.1
731	593815.66	4782637.46	0.10	0	D	63	28.4	-15.8	0.0	-5.9	0.0	0.0	18.5
731	593815.66	4782637.46	0.10	0	D	80	32.6	-15.8	0.0	-5.9	0.0	0.0	22.7
731	593815.66	4782637.46	0.10	0	D	100	34.8	-15.8	0.0	-5.8	0.0	0.0	24.9
731	593815.66	4782637.46	0.10	0	D	125	36.3	-15.8	0.0	-5.7	0.0	0.0	26.2
731	593815.66	4782637.46	0.10	0	D	160	37.8	-15.8	0.0	-5.5	0.0	0.0	27.5
731	593815.66	4782637.46	0.10	0	D	200	39.7	-15.8	0.0	-5.2	0.0	0.0	29.1
731	593815.66	4782637.46	0.10	0	D	250	42.7	-15.8	0.0	-4.6	0.0	0.0	31.5
731	593815.66	4782637.46	0.10	0	D	315	43.4	-15.8	0.0	-3.7	0.0	0.0	31.3
731	593815.66	4782637.46	0.10	0	D	400	44.2	-15.8	0.0	-2.1	0.0	0.0	30.5
731	593815.66	4782637.46	0.10	0	D	500	46.6	-15.8	0.0	0.3	0.0	0.0	30.6
731	593815.66	4782637.46	0.10	0	D	630	48.4	-15.8	0.0	3.9	0.0	0.0	28.7
731	593815.66	4782637.46	0.10	0	D	800	47.1	-15.8	0.0	8.3	0.0	0.0	23.0
731	593815.66	4782637.46	0.10	0	D	1000	47.8	-15.8	0.0	11.1	0.0	0.0	20.9
731	593815.66	4782637.46	0.10	0	D	1250	46.7	-15.8	0.0	12.8	0.0	0.0	18.1
731	593815.66	4782637.46	0.10	0	D	1600	46.1	-15.8	0.0	14.7	0.0	0.0	15.7
731	593815.66	4782637.46	0.10	0	D	2000	45.3	-15.8	0.0	16.6	0.0	0.0	13.0
731	593815.66	4782637.46	0.10	0	D	2500	44.1	-15.8	0.0	18.1	0.0	0.0	10.2
731	593815.66	4782637.46	0.10	0	D	3150	43.2	-15.8	0.0	18.3	0.0	0.0	9.2
731	593815.66	4782637.46	0.10	0	D	4000	41.5	-15.8	0.0	16.9	0.0	0.0	8.8
731	593815.66	4782637.46	0.10	0	D	5000	39.6	-15.8	0.0	15.6	0.0	0.0	8.2
731	593815.66	4782637.46	0.10	0	D	6300	37.4	-15.8	0.0	15.6	0.0	0.0	6.0
731	593815.66	4782637.46	0.10	0	D	8000	34.7	-15.8	0.0	15.6	0.0	0.0	3.3
731	593815.66	4782637.46	0.10	0	N	50	21.9	-15.8	0.0	-6.0	0.0	0.0	12.1
731	593815.66	4782637.46	0.10	0	N	63	29.2	-15.8	0.0	-5.9	0.0	0.0	19.3
731	593815.66	4782637.46	0.10	0	N	80	33.4	-15.8	0.0	-5.9	0.0	0.0	23.5
731	593815.66	4782637.46	0.10	0	N	100	35.7	-15.8	0.0	-5.8	0.0	0.0	25.7
731	593815.66	4782637.46	0.10	0	N	125	37.2	-15.8	0.0	-5.7	0.0	0.0	27.1
731	593815.66	4782637.46	0.10	0	N	160	38.9	-15.8	0.0	-5.5	0.0	0.0	28.6
731	593815.66	4782637.46	0.10	0	N	200	40.9	-15.8	0.0	-5.2	0.0	0.0	30.3
731	593815.66	4782637.46	0.10	0	N	250	44.2	-15.8	0.0	-4.6	0.0	0.0	33.0
731	593815.66	4782637.46	0.10	0	N	315	44.7	-15.8	0.0	-3.7	0.0	0.0	32.6
731	593815.66	4782637.46	0.10	0	N	400	45.1	-15.8	0.0	-2.1	0.0	0.0	31.4
731	593815.66	4782637.46	0.10	0	N	500	47.5	-15.8	0.0	0.3	0.0	0.0	31.4
731	593815.66	4782637.46	0.10	0	N	630	49.0	-15.8	0.0	3.9	0.0	0.0	29.3
731	593815.66	4782637.46	0.10	0	N	800	47.8	-15.8	0.0	8.3	0.0	0.0	23.7
731	593815.66	4782637.46	0.10	0	N	1000	48.4	-15.8	0.0	11.1	0.0	0.0	21.5
731	593815.66	4782637.46	0.10	0	N	1250	47.3	-15.8	0.0	12.8	0.0	0.0	18.8
731	593815.66	4782637.46	0.10	0	N	1600	46.7	-15.8	0.0	14.7	0.0	0.0	16.2
731	593815.66	4782637.46	0.10	0	N	2000	45.9	-15.8	0.0	16.6	0.0	0.0	13.6
731	593815.66	4782637.46	0.10	0	N	2500	44.9	-15.8	0.0	18.1	0.0	0.0	11.0
731	593815.66	4782637.46	0.10	0	N	3150	44.2	-15.8	0.0	18.3	0.0	0.0	10.2
731	593815.66	4782637.46	0.10	0	N	4000	42.6	-15.8	0.0	16.9	0.0	0.0	9.9
731	593815.66	4782637.46	0.10	0	N	5000	40.8	-15.8	0.0	15.6	0.0	0.0	9.4
731	593815.66	4782637.46	0.10	0	N	6300	38.6	-15.8	0.0	15.6	0.0	0.0	7.3
731	593815.66	4782637.46	0.10	0	N	8000	35.9	-15.8	0.0	15.6	0.0	0.0	4.5
731	593815.66	4782637.46	0.10	0	N	10000	32.3	-15.8	0.0	15.6	0.0	0.0	0.9
746	593837.96	4782630.52	0.10	0	D	50	20.8	-16.1	0.0	-6.0	0.0	0.0	10.7
746	593837.96	4782630.52	0.10	0	D	63	28.4	-16.1	0.0	-5.9	0.0	0.0	18.2
746	593837.96	4782630.52	0.10	0	D	80	32.6	-16.1	0.0	-5.9	0.0	0.0	22.4
746	593837.96	4782630.52	0.10	0	D	100	34.8	-16.1	0.0	-5.8	0.0	0.0	24.5
746	593837.96	4782630.52	0.10	0	D	125	36.3	-16.1	0.0	-5.7	0.0	0.0	25.9
746	593837.96	4782630.52	0.10	0	D	160	37.8	-16.1	0.0	-5.5	0.0	0.0	27.2
746	593837.96	4782630.52	0.10	0	D	200	39.7	-16.1	0.0	-5.3	0.0	0.0	28.8
746	593837.96	4782630.52	0.10	0	D	250	42.7	-16.1	0.0	-4.8	0.0	0.0	31.4
746	593837.96	4782630.52	0.10	0	D	315	43.4	-16.1	0.0	-4.0	0.0	0.0	31.3
746	593837.96	4782630.52	0.10	0	D	400	44.2	-16.1	0.0	-2.8	0.0	0.0	30.8

Road, TNM, Name: "Rymal6 eastbound", ID: "!03!Rymal6_EB"													
Nr.	X	Y	Z	Refl.	DEN	Freq.	Lw	Ad	Aair	Agr	Afol	RL	Lr
	(m)	(m)	(m)			(Hz)	dB(A)	(dB)	(dB)	(dB)	(dB)	(dB)	dB(A)
746	593837.96	4782630.52	0.10	0	D	500	46.6	-16.1	0.0	-1.0	0.0	0.0	31.5
746	593837.96	4782630.52	0.10	0	D	630	48.4	-16.1	0.0	1.8	0.0	0.0	30.5
746	593837.96	4782630.52	0.10	0	D	800	47.1	-16.1	0.0	5.3	0.0	0.0	25.7
746	593837.96	4782630.52	0.10	0	D	1000	47.8	-16.1	0.0	8.1	0.0	0.0	23.5
746	593837.96	4782630.52	0.10	0	D	1250	46.7	-16.1	0.0	10.1	0.0	0.0	20.5
746	593837.96	4782630.52	0.10	0	D	1600	46.1	-16.1	0.0	12.0	0.0	0.0	18.0
746	593837.96	4782630.52	0.10	0	D	2000	45.3	-16.1	0.0	13.9	0.0	0.0	15.3
746	593837.96	4782630.52	0.10	0	D	2500	44.1	-16.1	0.0	15.3	0.0	0.0	12.6
746	593837.96	4782630.52	0.10	0	D	3150	43.2	-16.1	0.0	15.3	0.0	0.0	11.8
746	593837.96	4782630.52	0.10	0	D	4000	41.5	-16.1	0.0	13.7	0.0	0.0	11.7
746	593837.96	4782630.52	0.10	0	D	5000	39.6	-16.1	0.0	12.0	0.0	0.0	11.5
746	593837.96	4782630.52	0.10	0	D	6300	37.4	-16.1	0.0	12.0	0.0	0.0	9.3
746	593837.96	4782630.52	0.10	0	D	8000	34.7	-16.1	0.0	12.0	0.0	0.0	6.5
746	593837.96	4782630.52	0.10	0	D	10000	31.2	-16.1	0.0	12.0	0.0	0.0	3.1
746	593837.96	4782630.52	0.10	0	N	50	21.9	-16.1	0.0	-6.0	0.0	0.0	11.8
746	593837.96	4782630.52	0.10	0	N	63	29.2	-16.1	0.0	-5.9	0.0	0.0	19.0
746	593837.96	4782630.52	0.10	0	N	80	33.4	-16.1	0.0	-5.9	0.0	0.0	23.1
746	593837.96	4782630.52	0.10	0	N	100	35.7	-16.1	0.0	-5.8	0.0	0.0	25.4
746	593837.96	4782630.52	0.10	0	N	125	37.2	-16.1	0.0	-5.7	0.0	0.0	26.8
746	593837.96	4782630.52	0.10	0	N	160	38.9	-16.1	0.0	-5.5	0.0	0.0	28.4
746	593837.96	4782630.52	0.10	0	N	200	40.9	-16.1	0.0	-5.3	0.0	0.0	30.1
746	593837.96	4782630.52	0.10	0	N	250	44.2	-16.1	0.0	-4.8	0.0	0.0	32.8
746	593837.96	4782630.52	0.10	0	N	315	44.7	-16.1	0.0	-4.0	0.0	0.0	32.6
746	593837.96	4782630.52	0.10	0	N	400	45.1	-16.1	0.0	-2.8	0.0	0.0	31.7
746	593837.96	4782630.52	0.10	0	N	500	47.5	-16.1	0.0	-1.0	0.0	0.0	32.3
746	593837.96	4782630.52	0.10	0	N	630	49.0	-16.1	0.0	1.8	0.0	0.0	31.1
746	593837.96	4782630.52	0.10	0	N	800	47.8	-16.1	0.0	5.3	0.0	0.0	26.4
746	593837.96	4782630.52	0.10	0	N	1000	48.4	-16.1	0.0	8.1	0.0	0.0	24.1
746	593837.96	4782630.52	0.10	0	N	1250	47.3	-16.1	0.0	10.1	0.0	0.0	21.1
746	593837.96	4782630.52	0.10	0	N	1600	46.7	-16.1	0.0	12.0	0.0	0.0	18.5
746	593837.96	4782630.52	0.10	0	N	2000	45.9	-16.1	0.0	13.9	0.0	0.0	15.9
746	593837.96	4782630.52	0.10	0	N	2500	44.9	-16.1	0.0	15.3	0.0	0.0	13.4
746	593837.96	4782630.52	0.10	0	N	3150	44.2	-16.1	0.0	15.3	0.0	0.0	12.8
746	593837.96	4782630.52	0.10	0	N	4000	42.6	-16.1	0.0	13.7	0.0	0.0	12.7
746	593837.96	4782630.52	0.10	0	N	5000	40.8	-16.1	0.0	12.0	0.0	0.0	12.6
746	593837.96	4782630.52	0.10	0	N	6300	38.6	-16.1	0.0	12.0	0.0	0.0	10.5
746	593837.96	4782630.52	0.10	0	N	8000	35.9	-16.1	0.0	12.0	0.0	0.0	7.8
746	593837.96	4782630.52	0.10	0	N	10000	32.3	-16.1	0.0	12.0	0.0	0.0	4.1
771	593852.83	4782625.89	0.10	0	D	50	20.8	-13.9	0.0	-6.0	0.0	0.0	12.9
771	593852.83	4782625.89	0.10	0	D	63	28.4	-13.9	0.0	-5.9	0.0	0.0	20.3
771	593852.83	4782625.89	0.10	0	D	80	32.6	-13.9	0.0	-5.9	0.0	0.0	24.6
771	593852.83	4782625.89	0.10	0	D	100	34.8	-13.9	0.0	-5.8	0.0	0.0	26.7
771	593852.83	4782625.89	0.10	0	D	125	36.3	-13.9	0.0	-5.8	0.0	0.0	28.1
771	593852.83	4782625.89	0.10	0	D	160	37.8	-13.9	0.0	-5.6	0.0	0.0	29.5
771	593852.83	4782625.89	0.10	0	D	200	39.7	-13.9	0.0	-5.3	0.0	0.0	31.1
771	593852.83	4782625.89	0.10	0	D	250	42.7	-13.9	0.0	-4.9	0.0	0.0	33.7
771	593852.83	4782625.89	0.10	0	D	315	43.4	-13.9	0.0	-4.3	0.0	0.0	33.7
771	593852.83	4782625.89	0.10	0	D	400	44.2	-13.9	0.0	-3.2	0.0	0.0	33.5
771	593852.83	4782625.89	0.10	0	D	500	46.6	-13.9	0.0	-1.8	0.0	0.0	34.4
771	593852.83	4782625.89	0.10	0	D	630	48.4	-13.9	0.0	0.4	0.0	0.0	34.0
771	593852.83	4782625.89	0.10	0	D	800	47.1	-13.9	0.0	3.3	0.0	0.0	29.8
771	593852.83	4782625.89	0.10	0	D	1000	47.8	-13.9	0.0	5.9	0.0	0.0	27.9
771	593852.83	4782625.89	0.10	0	D	1250	46.7	-13.9	0.0	8.0	0.0	0.0	24.8
771	593852.83	4782625.89	0.10	0	D	1600	46.1	-13.9	0.0	10.0	0.0	0.0	22.2
771	593852.83	4782625.89	0.10	0	D	2000	45.3	-13.9	0.0	11.8	0.0	0.0	19.5
771	593852.83	4782625.89	0.10	0	D	2500	44.1	-13.9	0.0	13.2	0.0	0.0	16.9
771	593852.83	4782625.89	0.10	0	D	3150	43.2	-13.9	0.0	13.1	0.0	0.0	16.2
771	593852.83	4782625.89	0.10	0	D	4000	41.5	-13.9	0.0	11.4	0.0	0.0	16.2
771	593852.83	4782625.89	0.10	0	D	5000	39.6	-13.9	0.0	9.4	0.0	0.0	16.2
771	593852.83	4782625.89	0.10	0	D	6300	37.4	-13.9	0.0	9.4	0.0	0.0	14.0
771	593852.83	4782625.89	0.10	0	D	8000	34.7	-13.9	0.0	9.4	0.0	0.0	11.3
771	593852.83	4782625.89	0.10	0	D	10000	31.2	-13.9	0.0	9.4	0.0	0.0	7.8
771	593852.83	4782625.89	0.10	0	N	50	21.9	-13.9	0.0	-6.0	0.0	0.0	13.9

Road, TNM, Name: "Rymal6 eastbound", ID: "!03!Rymal6_EB"													
Nr.	X	Y	Z	Refl.	DEN	Freq.	Lw	Ad	Aair	Agr	Afol	RL	Lr
	(m)	(m)	(m)			(Hz)	dB(A)	(dB)	(dB)	(dB)	(dB)	(dB)	dB(A)
771	593852.83	4782625.89	0.10	0	N	63	29.2	-13.9	0.0	-5.9	0.0	0.0	21.1
771	593852.83	4782625.89	0.10	0	N	80	33.4	-13.9	0.0	-5.9	0.0	0.0	25.3
771	593852.83	4782625.89	0.10	0	N	100	35.7	-13.9	0.0	-5.8	0.0	0.0	27.5
771	593852.83	4782625.89	0.10	0	N	125	37.2	-13.9	0.0	-5.8	0.0	0.0	29.0
771	593852.83	4782625.89	0.10	0	N	160	38.9	-13.9	0.0	-5.6	0.0	0.0	30.6
771	593852.83	4782625.89	0.10	0	N	200	40.9	-13.9	0.0	-5.3	0.0	0.0	32.3
771	593852.83	4782625.89	0.10	0	N	250	44.2	-13.9	0.0	-4.9	0.0	0.0	35.1
771	593852.83	4782625.89	0.10	0	N	315	44.7	-13.9	0.0	-4.3	0.0	0.0	35.0
771	593852.83	4782625.89	0.10	0	N	400	45.1	-13.9	0.0	-3.2	0.0	0.0	34.3
771	593852.83	4782625.89	0.10	0	N	500	47.5	-13.9	0.0	-1.8	0.0	0.0	35.3
771	593852.83	4782625.89	0.10	0	N	630	49.0	-13.9	0.0	0.4	0.0	0.0	34.6
771	593852.83	4782625.89	0.10	0	N	800	47.8	-13.9	0.0	3.3	0.0	0.0	30.5
771	593852.83	4782625.89	0.10	0	N	1000	48.4	-13.9	0.0	5.9	0.0	0.0	28.5
771	593852.83	4782625.89	0.10	0	N	1250	47.3	-13.9	0.0	8.0	0.0	0.0	25.4
771	593852.83	4782625.89	0.10	0	N	1600	46.7	-13.9	0.0	10.0	0.0	0.0	22.7
771	593852.83	4782625.89	0.10	0	N	2000	45.9	-13.9	0.0	11.8	0.0	0.0	20.2
771	593852.83	4782625.89	0.10	0	N	2500	44.9	-13.9	0.0	13.2	0.0	0.0	17.7
771	593852.83	4782625.89	0.10	0	N	3150	44.2	-13.9	0.0	13.1	0.0	0.0	17.1
771	593852.83	4782625.89	0.10	0	N	4000	42.6	-13.9	0.0	11.4	0.0	0.0	17.3
771	593852.83	4782625.89	0.10	0	N	5000	40.8	-13.9	0.0	9.4	0.0	0.0	17.4
771	593852.83	4782625.89	0.10	0	N	6300	38.6	-13.9	0.0	9.4	0.0	0.0	15.3
771	593852.83	4782625.89	0.10	0	N	8000	35.9	-13.9	0.0	9.4	0.0	0.0	12.5
771	593852.83	4782625.89	0.10	0	N	10000	32.3	-13.9	0.0	9.4	0.0	0.0	8.9
787	593867.69	4782621.27	0.10	0	D	50	20.8	-11.8	0.0	-6.0	0.0	0.0	15.0
787	593867.69	4782621.27	0.10	0	D	63	28.4	-11.8	0.0	-5.9	0.0	0.0	22.5
787	593867.69	4782621.27	0.10	0	D	80	32.6	-11.8	0.0	-5.9	0.0	0.0	26.7
787	593867.69	4782621.27	0.10	0	D	100	34.8	-11.8	0.0	-5.8	0.0	0.0	28.9
787	593867.69	4782621.27	0.10	0	D	125	36.3	-11.8	0.0	-5.8	0.0	0.0	30.2
787	593867.69	4782621.27	0.10	0	D	160	37.8	-11.8	0.0	-5.6	0.0	0.0	31.6
787	593867.69	4782621.27	0.10	0	D	200	39.7	-11.8	0.0	-5.4	0.0	0.0	33.3
787	593867.69	4782621.27	0.10	0	D	250	42.7	-11.8	0.0	-5.0	0.0	0.0	35.9
787	593867.69	4782621.27	0.10	0	D	315	43.4	-11.8	0.0	-4.5	0.0	0.0	36.1
787	593867.69	4782621.27	0.10	0	D	400	44.2	-11.8	0.0	-3.6	0.0	0.0	36.0
787	593867.69	4782621.27	0.10	0	D	500	46.6	-11.8	0.0	-2.4	0.0	0.0	37.2
787	593867.69	4782621.27	0.10	0	D	630	48.4	-11.8	0.0	-0.6	0.0	0.0	37.2
787	593867.69	4782621.27	0.10	0	D	800	47.1	-11.8	0.0	1.7	0.0	0.0	33.6
787	593867.69	4782621.27	0.10	0	D	1000	47.8	-11.8	0.0	4.0	0.0	0.0	32.0
787	593867.69	4782621.27	0.10	0	D	1250	46.7	-11.8	0.0	6.0	0.0	0.0	28.9
787	593867.69	4782621.27	0.10	0	D	1600	46.1	-11.8	0.0	8.0	0.0	0.0	26.3
787	593867.69	4782621.27	0.10	0	D	2000	45.3	-11.8	0.0	9.9	0.0	0.0	23.6
787	593867.69	4782621.27	0.10	0	D	2500	44.1	-11.8	0.0	11.3	0.0	0.0	21.0
787	593867.69	4782621.27	0.10	0	D	3150	43.2	-11.8	0.0	11.1	0.0	0.0	20.3
787	593867.69	4782621.27	0.10	0	D	4000	41.5	-11.8	0.0	9.2	0.0	0.0	20.6
787	593867.69	4782621.27	0.10	0	D	5000	39.6	-11.8	0.0	7.1	0.0	0.0	20.7
787	593867.69	4782621.27	0.10	0	D	6300	37.4	-11.8	0.0	7.1	0.0	0.0	18.5
787	593867.69	4782621.27	0.10	0	D	8000	34.7	-11.8	0.0	7.1	0.0	0.0	15.8
787	593867.69	4782621.27	0.10	0	D	10000	31.2	-11.8	0.0	7.1	0.0	0.0	12.4
787	593867.69	4782621.27	0.10	0	N	50	21.9	-11.8	0.0	-6.0	0.0	0.0	16.1
787	593867.69	4782621.27	0.10	0	N	63	29.2	-11.8	0.0	-5.9	0.0	0.0	23.3
787	593867.69	4782621.27	0.10	0	N	80	33.4	-11.8	0.0	-5.9	0.0	0.0	27.5
787	593867.69	4782621.27	0.10	0	N	100	35.7	-11.8	0.0	-5.8	0.0	0.0	29.7
787	593867.69	4782621.27	0.10	0	N	125	37.2	-11.8	0.0	-5.8	0.0	0.0	31.1
787	593867.69	4782621.27	0.10	0	N	160	38.9	-11.8	0.0	-5.6	0.0	0.0	32.7
787	593867.69	4782621.27	0.10	0	N	200	40.9	-11.8	0.0	-5.4	0.0	0.0	34.5
787	593867.69	4782621.27	0.10	0	N	250	44.2	-11.8	0.0	-5.0	0.0	0.0	37.4
787	593867.69	4782621.27	0.10	0	N	315	44.7	-11.8	0.0	-4.5	0.0	0.0	37.3
787	593867.69	4782621.27	0.10	0	N	400	45.1	-11.8	0.0	-3.6	0.0	0.0	36.9
787	593867.69	4782621.27	0.10	0	N	500	47.5	-11.8	0.0	-2.4	0.0	0.0	38.0
787	593867.69	4782621.27	0.10	0	N	630	49.0	-11.8	0.0	-0.6	0.0	0.0	37.8
787	593867.69	4782621.27	0.10	0	N	800	47.8	-11.8	0.0	1.7	0.0	0.0	34.3
787	593867.69	4782621.27	0.10	0	N	1000	48.4	-11.8	0.0	4.0	0.0	0.0	32.6
787	593867.69	4782621.27	0.10	0	N	1250	47.3	-11.8	0.0	6.0	0.0	0.0	29.5
787	593867.69	4782621.27	0.10	0	N	1600	46.7	-11.8	0.0	8.0	0.0	0.0	26.8

Road, TNM, Name: "Rymal6 eastbound", ID: "!03!Rymal6_EB"													
Nr.	X	Y	Z	Refl.	DEN	Freq.	Lw	Ad	Aair	Agr	Afol	RL	Lr
	(m)	(m)	(m)			(Hz)	dB(A)	(dB)	(dB)	(dB)	(dB)	(dB)	dB(A)
787	593867.69	4782621.27	0.10	0	N	2000	45.9	-11.8	0.0	9.9	0.0	0.0	24.2
787	593867.69	4782621.27	0.10	0	N	2500	44.9	-11.8	0.0	11.3	0.0	0.0	21.8
787	593867.69	4782621.27	0.10	0	N	3150	44.2	-11.8	0.0	11.1	0.0	0.0	21.3
787	593867.69	4782621.27	0.10	0	N	4000	42.6	-11.8	0.0	9.2	0.0	0.0	21.6
787	593867.69	4782621.27	0.10	0	N	5000	40.8	-11.8	0.0	7.1	0.0	0.0	21.9
787	593867.69	4782621.27	0.10	0	N	6300	38.6	-11.8	0.0	7.1	0.0	0.0	19.8
787	593867.69	4782621.27	0.10	0	N	8000	35.9	-11.8	0.0	7.1	0.0	0.0	17.0
787	593867.69	4782621.27	0.10	0	N	10000	32.3	-11.8	0.0	7.1	0.0	0.0	13.4
802	593878.84	4782617.80	0.10	0	D	50	20.8	-13.8	0.0	-6.0	0.0	0.0	13.0
802	593878.84	4782617.80	0.10	0	D	63	28.4	-13.8	0.0	-5.9	0.0	0.0	20.5
802	593878.84	4782617.80	0.10	0	D	80	32.6	-13.8	0.0	-5.9	0.0	0.0	24.8
802	593878.84	4782617.80	0.10	0	D	100	34.8	-13.8	0.0	-5.9	0.0	0.0	26.9
802	593878.84	4782617.80	0.10	0	D	125	36.3	-13.8	0.0	-5.8	0.0	0.0	28.3
802	593878.84	4782617.80	0.10	0	D	160	37.8	-13.8	0.0	-5.6	0.0	0.0	29.7
802	593878.84	4782617.80	0.10	0	D	200	39.7	-13.8	0.0	-5.4	0.0	0.0	31.3
802	593878.84	4782617.80	0.10	0	D	250	42.7	-13.8	0.0	-5.1	0.0	0.0	34.0
802	593878.84	4782617.80	0.10	0	D	315	43.4	-13.8	0.0	-4.6	0.0	0.0	34.2
802	593878.84	4782617.80	0.10	0	D	400	44.2	-13.8	0.0	-3.8	0.0	0.0	34.1
802	593878.84	4782617.80	0.10	0	D	500	46.6	-13.8	0.0	-2.7	0.0	0.0	35.5
802	593878.84	4782617.80	0.10	0	D	630	48.4	-13.8	0.0	-1.1	0.0	0.0	35.7
802	593878.84	4782617.80	0.10	0	D	800	47.1	-13.8	0.0	1.0	0.0	0.0	32.3
802	593878.84	4782617.80	0.10	0	D	1000	47.8	-13.8	0.0	3.1	0.0	0.0	30.9
802	593878.84	4782617.80	0.10	0	D	1250	46.7	-13.8	0.0	5.1	0.0	0.0	27.8
802	593878.84	4782617.80	0.10	0	D	1600	46.1	-13.8	0.0	7.2	0.0	0.0	25.2
802	593878.84	4782617.80	0.10	0	D	2000	45.3	-13.8	0.0	9.0	0.0	0.0	22.5
802	593878.84	4782617.80	0.10	0	D	2500	44.1	-13.8	0.0	10.4	0.0	0.0	19.9
802	593878.84	4782617.80	0.10	0	D	3150	43.2	-13.8	0.0	10.2	0.0	0.0	19.3
802	593878.84	4782617.80	0.10	0	D	4000	41.5	-13.8	0.0	8.2	0.0	0.0	19.6
802	593878.84	4782617.80	0.10	0	D	5000	39.6	-13.8	0.0	6.0	0.0	0.0	19.8
802	593878.84	4782617.80	0.10	0	D	6300	37.4	-13.8	0.0	6.0	0.0	0.0	17.6
802	593878.84	4782617.80	0.10	0	D	8000	34.7	-13.8	0.0	6.0	0.0	0.0	14.9
802	593878.84	4782617.80	0.10	0	D	10000	31.2	-13.8	0.0	6.0	0.0	0.0	11.4
802	593878.84	4782617.80	0.10	0	N	50	21.9	-13.8	0.0	-6.0	0.0	0.0	14.1
802	593878.84	4782617.80	0.10	0	N	63	29.2	-13.8	0.0	-5.9	0.0	0.0	21.3
802	593878.84	4782617.80	0.10	0	N	80	33.4	-13.8	0.0	-5.9	0.0	0.0	25.5
802	593878.84	4782617.80	0.10	0	N	100	35.7	-13.8	0.0	-5.9	0.0	0.0	27.7
802	593878.84	4782617.80	0.10	0	N	125	37.2	-13.8	0.0	-5.8	0.0	0.0	29.2
802	593878.84	4782617.80	0.10	0	N	160	38.9	-13.8	0.0	-5.6	0.0	0.0	30.8
802	593878.84	4782617.80	0.10	0	N	200	40.9	-13.8	0.0	-5.4	0.0	0.0	32.6
802	593878.84	4782617.80	0.10	0	N	250	44.2	-13.8	0.0	-5.1	0.0	0.0	35.5
802	593878.84	4782617.80	0.10	0	N	315	44.7	-13.8	0.0	-4.6	0.0	0.0	35.4
802	593878.84	4782617.80	0.10	0	N	400	45.1	-13.8	0.0	-3.8	0.0	0.0	35.0
802	593878.84	4782617.80	0.10	0	N	500	47.5	-13.8	0.0	-2.7	0.0	0.0	36.3
802	593878.84	4782617.80	0.10	0	N	630	49.0	-13.8	0.0	-1.1	0.0	0.0	36.3
802	593878.84	4782617.80	0.10	0	N	800	47.8	-13.8	0.0	1.0	0.0	0.0	33.0
802	593878.84	4782617.80	0.10	0	N	1000	48.4	-13.8	0.0	3.1	0.0	0.0	31.5
802	593878.84	4782617.80	0.10	0	N	1250	47.3	-13.8	0.0	5.1	0.0	0.0	28.4
802	593878.84	4782617.80	0.10	0	N	1600	46.7	-13.8	0.0	7.2	0.0	0.0	25.7
802	593878.84	4782617.80	0.10	0	N	2000	45.9	-13.8	0.0	9.0	0.0	0.0	23.1
802	593878.84	4782617.80	0.10	0	N	2500	44.9	-13.8	0.0	10.4	0.0	0.0	20.7
802	593878.84	4782617.80	0.10	0	N	3150	44.2	-13.8	0.0	10.2	0.0	0.0	20.3
802	593878.84	4782617.80	0.10	0	N	4000	42.6	-13.8	0.0	8.2	0.0	0.0	20.6
802	593878.84	4782617.80	0.10	0	N	5000	40.8	-13.8	0.0	6.0	0.0	0.0	21.0
802	593878.84	4782617.80	0.10	0	N	6300	38.6	-13.8	0.0	6.0	0.0	0.0	18.9
802	593878.84	4782617.80	0.10	0	N	8000	35.9	-13.8	0.0	6.0	0.0	0.0	16.1
802	593878.84	4782617.80	0.10	0	N	10000	32.3	-13.8	0.0	6.0	0.0	0.0	12.5
817	593886.28	4782615.48	0.10	0	D	50	20.8	-13.7	0.0	-6.0	0.0	0.0	13.1
817	593886.28	4782615.48	0.10	0	D	63	28.4	-13.7	0.0	-5.9	0.0	0.0	20.6
817	593886.28	4782615.48	0.10	0	D	80	32.6	-13.7	0.0	-5.9	0.0	0.0	24.8
817	593886.28	4782615.48	0.10	0	D	100	34.8	-13.7	0.0	-5.9	0.0	0.0	27.0
817	593886.28	4782615.48	0.10	0	D	125	36.3	-13.7	0.0	-5.8	0.0	0.0	28.3
817	593886.28	4782615.48	0.10	0	D	160	37.8	-13.7	0.0	-5.6	0.0	0.0	29.7
817	593886.28	4782615.48	0.10	0	D	200	39.7	-13.7	0.0	-5.4	0.0	0.0	31.4

Road, TNM, Name: "Rymal6 eastbound", ID: "!03!Rymal6_EB"													
Nr.	X	Y	Z	Refl.	DEN	Freq.	Lw	Ad	Aair	Agr	Afol	RL	Lr
	(m)	(m)	(m)			(Hz)	dB(A)	(dB)	(dB)	(dB)	(dB)	(dB)	dB(A)
817	593886.28	4782615.48	0.10	0	D	250	42.7	-13.7	0.0	-5.1	0.0	0.0	34.0
817	593886.28	4782615.48	0.10	0	D	315	43.4	-13.7	0.0	-4.6	0.0	0.0	34.2
817	593886.28	4782615.48	0.10	0	D	400	44.2	-13.7	0.0	-3.8	0.0	0.0	34.2
817	593886.28	4782615.48	0.10	0	D	500	46.6	-13.7	0.0	-2.7	0.0	0.0	35.6
817	593886.28	4782615.48	0.10	0	D	630	48.4	-13.7	0.0	-1.1	0.0	0.0	35.8
817	593886.28	4782615.48	0.10	0	D	800	47.1	-13.7	0.0	1.0	0.0	0.0	32.4
817	593886.28	4782615.48	0.10	0	D	1000	47.8	-13.7	0.0	3.1	0.0	0.0	31.0
817	593886.28	4782615.48	0.10	0	D	1250	46.7	-13.7	0.0	5.1	0.0	0.0	27.9
817	593886.28	4782615.48	0.10	0	D	1600	46.1	-13.7	0.0	7.1	0.0	0.0	25.3
817	593886.28	4782615.48	0.10	0	D	2000	45.3	-13.7	0.0	9.0	0.0	0.0	22.6
817	593886.28	4782615.48	0.10	0	D	2500	44.1	-13.7	0.0	10.3	0.0	0.0	20.0
817	593886.28	4782615.48	0.10	0	D	3150	43.2	-13.7	0.0	10.1	0.0	0.0	19.4
817	593886.28	4782615.48	0.10	0	D	4000	41.5	-13.7	0.0	8.1	0.0	0.0	19.7
817	593886.28	4782615.48	0.10	0	D	5000	39.6	-13.7	0.0	5.9	0.0	0.0	20.0
817	593886.28	4782615.48	0.10	0	D	6300	37.4	-13.7	0.0	5.9	0.0	0.0	17.8
817	593886.28	4782615.48	0.10	0	D	8000	34.7	-13.7	0.0	5.9	0.0	0.0	15.0
817	593886.28	4782615.48	0.10	0	D	10000	31.2	-13.7	0.0	5.9	0.0	0.0	11.6
817	593886.28	4782615.48	0.10	0	N	50	21.9	-13.7	0.0	-6.0	0.0	0.0	14.2
817	593886.28	4782615.48	0.10	0	N	63	29.2	-13.7	0.0	-5.9	0.0	0.0	21.4
817	593886.28	4782615.48	0.10	0	N	80	33.4	-13.7	0.0	-5.9	0.0	0.0	25.6
817	593886.28	4782615.48	0.10	0	N	100	35.7	-13.7	0.0	-5.9	0.0	0.0	27.8
817	593886.28	4782615.48	0.10	0	N	125	37.2	-13.7	0.0	-5.8	0.0	0.0	29.2
817	593886.28	4782615.48	0.10	0	N	160	38.9	-13.7	0.0	-5.6	0.0	0.0	30.9
817	593886.28	4782615.48	0.10	0	N	200	40.9	-13.7	0.0	-5.4	0.0	0.0	32.7
817	593886.28	4782615.48	0.10	0	N	250	44.2	-13.7	0.0	-5.1	0.0	0.0	35.5
817	593886.28	4782615.48	0.10	0	N	315	44.7	-13.7	0.0	-4.6	0.0	0.0	35.5
817	593886.28	4782615.48	0.10	0	N	400	45.1	-13.7	0.0	-3.8	0.0	0.0	35.1
817	593886.28	4782615.48	0.10	0	N	500	47.5	-13.7	0.0	-2.7	0.0	0.0	36.4
817	593886.28	4782615.48	0.10	0	N	630	49.0	-13.7	0.0	-1.1	0.0	0.0	36.4
817	593886.28	4782615.48	0.10	0	N	800	47.8	-13.7	0.0	1.0	0.0	0.0	33.1
817	593886.28	4782615.48	0.10	0	N	1000	48.4	-13.7	0.0	3.1	0.0	0.0	31.6
817	593886.28	4782615.48	0.10	0	N	1250	47.3	-13.7	0.0	5.1	0.0	0.0	28.5
817	593886.28	4782615.48	0.10	0	N	1600	46.7	-13.7	0.0	7.1	0.0	0.0	25.8
817	593886.28	4782615.48	0.10	0	N	2000	45.9	-13.7	0.0	9.0	0.0	0.0	23.2
817	593886.28	4782615.48	0.10	0	N	2500	44.9	-13.7	0.0	10.3	0.0	0.0	20.8
817	593886.28	4782615.48	0.10	0	N	3150	44.2	-13.7	0.0	10.1	0.0	0.0	20.4
817	593886.28	4782615.48	0.10	0	N	4000	42.6	-13.7	0.0	8.1	0.0	0.0	20.8
817	593886.28	4782615.48	0.10	0	N	5000	40.8	-13.7	0.0	5.9	0.0	0.0	21.1
817	593886.28	4782615.48	0.10	0	N	6300	38.6	-13.7	0.0	5.9	0.0	0.0	19.0
817	593886.28	4782615.48	0.10	0	N	8000	35.9	-13.7	0.0	5.9	0.0	0.0	16.2
817	593886.28	4782615.48	0.10	0	N	10000	32.3	-13.7	0.0	5.9	0.0	0.0	12.6
839	593897.43	4782612.01	0.10	0	D	50	20.8	-11.6	0.0	-6.0	0.0	0.0	15.2
839	593897.43	4782612.01	0.10	0	D	63	28.4	-11.6	0.0	-5.9	0.0	0.0	22.7
839	593897.43	4782612.01	0.10	0	D	80	32.6	-11.6	0.0	-5.9	0.0	0.0	26.9
839	593897.43	4782612.01	0.10	0	D	100	34.8	-11.6	0.0	-5.8	0.0	0.0	29.1
839	593897.43	4782612.01	0.10	0	D	125	36.3	-11.6	0.0	-5.8	0.0	0.0	30.4
839	593897.43	4782612.01	0.10	0	D	160	37.8	-11.6	0.0	-5.6	0.0	0.0	31.8
839	593897.43	4782612.01	0.10	0	D	200	39.7	-11.6	0.0	-5.4	0.0	0.0	33.5
839	593897.43	4782612.01	0.10	0	D	250	42.7	-11.6	0.0	-5.0	0.0	0.0	36.1
839	593897.43	4782612.01	0.10	0	D	315	43.4	-11.6	0.0	-4.5	0.0	0.0	36.3
839	593897.43	4782612.01	0.10	0	D	400	44.2	-11.6	0.0	-3.6	0.0	0.0	36.2
839	593897.43	4782612.01	0.10	0	D	500	46.6	-11.6	0.0	-2.4	0.0	0.0	37.5
839	593897.43	4782612.01	0.10	0	D	630	48.4	-11.6	0.0	-0.7	0.0	0.0	37.5
839	593897.43	4782612.01	0.10	0	D	800	47.1	-11.6	0.0	1.5	0.0	0.0	33.9
839	593897.43	4782612.01	0.10	0	D	1000	47.8	-11.6	0.0	3.8	0.0	0.0	32.4
839	593897.43	4782612.01	0.10	0	D	1250	46.7	-11.6	0.0	5.8	0.0	0.0	29.3
839	593897.43	4782612.01	0.10	0	D	1600	46.1	-11.6	0.0	7.9	0.0	0.0	26.6
839	593897.43	4782612.01	0.10	0	D	2000	45.3	-11.6	0.0	9.7	0.0	0.0	24.0
839	593897.43	4782612.01	0.10	0	D	2500	44.1	-11.6	0.0	11.1	0.0	0.0	21.4
839	593897.43	4782612.01	0.10	0	D	3150	43.2	-11.6	0.0	10.9	0.0	0.0	20.7
839	593897.43	4782612.01	0.10	0	D	4000	41.5	-11.6	0.0	9.0	0.0	0.0	20.9
839	593897.43	4782612.01	0.10	0	D	5000	39.6	-11.6	0.0	6.9	0.0	0.0	21.1
839	593897.43	4782612.01	0.10	0	D	6300	37.4	-11.6	0.0	6.9	0.0	0.0	18.9

Road, TNM, Name: "Rymal6 eastbound", ID: "!03!Rymal6_EB"													
Nr.	X	Y	Z	Refl.	DEN	Freq.	Lw	Ad	Aair	Agr	Afol	RL	Lr
	(m)	(m)	(m)			(Hz)	dB(A)	(dB)	(dB)	(dB)	(dB)	(dB)	dB(A)
839	593897.43	4782612.01	0.10	0	D	8000	34.7	-11.6	0.0	6.9	0.0	0.0	16.2
839	593897.43	4782612.01	0.10	0	D	10000	31.2	-11.6	0.0	6.9	0.0	0.0	12.8
839	593897.43	4782612.01	0.10	0	N	50	21.9	-11.6	0.0	-6.0	0.0	0.0	16.3
839	593897.43	4782612.01	0.10	0	N	63	29.2	-11.6	0.0	-5.9	0.0	0.0	23.5
839	593897.43	4782612.01	0.10	0	N	80	33.4	-11.6	0.0	-5.9	0.0	0.0	27.7
839	593897.43	4782612.01	0.10	0	N	100	35.7	-11.6	0.0	-5.8	0.0	0.0	29.9
839	593897.43	4782612.01	0.10	0	N	125	37.2	-11.6	0.0	-5.8	0.0	0.0	31.3
839	593897.43	4782612.01	0.10	0	N	160	38.9	-11.6	0.0	-5.6	0.0	0.0	32.9
839	593897.43	4782612.01	0.10	0	N	200	40.9	-11.6	0.0	-5.4	0.0	0.0	34.7
839	593897.43	4782612.01	0.10	0	N	250	44.2	-11.6	0.0	-5.0	0.0	0.0	37.6
839	593897.43	4782612.01	0.10	0	N	315	44.7	-11.6	0.0	-4.5	0.0	0.0	37.5
839	593897.43	4782612.01	0.10	0	N	400	45.1	-11.6	0.0	-3.6	0.0	0.0	37.1
839	593897.43	4782612.01	0.10	0	N	500	47.5	-11.6	0.0	-2.4	0.0	0.0	38.3
839	593897.43	4782612.01	0.10	0	N	630	49.0	-11.6	0.0	-0.7	0.0	0.0	38.1
839	593897.43	4782612.01	0.10	0	N	800	47.8	-11.6	0.0	1.5	0.0	0.0	34.6
839	593897.43	4782612.01	0.10	0	N	1000	48.4	-11.6	0.0	3.8	0.0	0.0	33.0
839	593897.43	4782612.01	0.10	0	N	1250	47.3	-11.6	0.0	5.8	0.0	0.0	29.9
839	593897.43	4782612.01	0.10	0	N	1600	46.7	-11.6	0.0	7.9	0.0	0.0	27.2
839	593897.43	4782612.01	0.10	0	N	2000	45.9	-11.6	0.0	9.7	0.0	0.0	24.6
839	593897.43	4782612.01	0.10	0	N	2500	44.9	-11.6	0.0	11.1	0.0	0.0	22.1
839	593897.43	4782612.01	0.10	0	N	3150	44.2	-11.6	0.0	10.9	0.0	0.0	21.7
839	593897.43	4782612.01	0.10	0	N	4000	42.6	-11.6	0.0	9.0	0.0	0.0	22.0
839	593897.43	4782612.01	0.10	0	N	5000	40.8	-11.6	0.0	6.9	0.0	0.0	22.3
839	593897.43	4782612.01	0.10	0	N	6300	38.6	-11.6	0.0	6.9	0.0	0.0	20.2
839	593897.43	4782612.01	0.10	0	N	8000	35.9	-11.6	0.0	6.9	0.0	0.0	17.4
839	593897.43	4782612.01	0.10	0	N	10000	32.3	-11.6	0.0	6.9	0.0	0.0	13.8
885	593912.29	4782607.39	0.10	0	D	50	20.8	-13.7	0.0	-6.0	0.0	0.0	13.1
885	593912.29	4782607.39	0.10	0	D	63	28.4	-13.7	0.0	-5.9	0.0	0.0	20.6
885	593912.29	4782607.39	0.10	0	D	80	32.6	-13.7	0.0	-5.9	0.0	0.0	24.8
885	593912.29	4782607.39	0.10	0	D	100	34.8	-13.7	0.0	-5.8	0.0	0.0	27.0
885	593912.29	4782607.39	0.10	0	D	125	36.3	-13.7	0.0	-5.8	0.0	0.0	28.3
885	593912.29	4782607.39	0.10	0	D	160	37.8	-13.7	0.0	-5.6	0.0	0.0	29.7
885	593912.29	4782607.39	0.10	0	D	200	39.7	-13.7	0.0	-5.3	0.0	0.0	31.3
885	593912.29	4782607.39	0.10	0	D	250	42.7	-13.7	0.0	-4.9	0.0	0.0	33.9
885	593912.29	4782607.39	0.10	0	D	315	43.4	-13.7	0.0	-4.3	0.0	0.0	34.0
885	593912.29	4782607.39	0.10	0	D	400	44.2	-13.7	0.0	-3.3	0.0	0.0	33.7
885	593912.29	4782607.39	0.10	0	D	500	46.6	-13.7	0.0	-1.8	0.0	0.0	34.8
885	593912.29	4782607.39	0.10	0	D	630	48.4	-13.7	0.0	0.3	0.0	0.0	34.4
885	593912.29	4782607.39	0.10	0	D	800	47.1	-13.7	0.0	3.1	0.0	0.0	30.3
885	593912.29	4782607.39	0.10	0	D	1000	47.8	-13.7	0.0	5.7	0.0	0.0	28.4
885	593912.29	4782607.39	0.10	0	D	1250	46.7	-13.7	0.0	7.8	0.0	0.0	25.2
885	593912.29	4782607.39	0.10	0	D	1600	46.1	-13.7	0.0	9.8	0.0	0.0	22.7
885	593912.29	4782607.39	0.10	0	D	2000	45.3	-13.7	0.0	11.6	0.0	0.0	20.0
885	593912.29	4782607.39	0.10	0	D	2500	44.1	-13.7	0.0	13.0	0.0	0.0	17.4
885	593912.29	4782607.39	0.10	0	D	3150	43.2	-13.7	0.0	12.9	0.0	0.0	16.6
885	593912.29	4782607.39	0.10	0	D	4000	41.5	-13.7	0.0	11.1	0.0	0.0	16.7
885	593912.29	4782607.39	0.10	0	D	5000	39.6	-13.7	0.0	9.2	0.0	0.0	16.7
885	593912.29	4782607.39	0.10	0	D	6300	37.4	-13.7	0.0	9.2	0.0	0.0	14.5
885	593912.29	4782607.39	0.10	0	D	8000	34.7	-13.7	0.0	9.2	0.0	0.0	11.8
885	593912.29	4782607.39	0.10	0	D	10000	31.2	-13.7	0.0	9.2	0.0	0.0	8.4
885	593912.29	4782607.39	0.10	0	N	50	21.9	-13.7	0.0	-6.0	0.0	0.0	14.2
885	593912.29	4782607.39	0.10	0	N	63	29.2	-13.7	0.0	-5.9	0.0	0.0	21.4
885	593912.29	4782607.39	0.10	0	N	80	33.4	-13.7	0.0	-5.9	0.0	0.0	25.6
885	593912.29	4782607.39	0.10	0	N	100	35.7	-13.7	0.0	-5.8	0.0	0.0	27.8
885	593912.29	4782607.39	0.10	0	N	125	37.2	-13.7	0.0	-5.8	0.0	0.0	29.2
885	593912.29	4782607.39	0.10	0	N	160	38.9	-13.7	0.0	-5.6	0.0	0.0	30.8
885	593912.29	4782607.39	0.10	0	N	200	40.9	-13.7	0.0	-5.3	0.0	0.0	32.6
885	593912.29	4782607.39	0.10	0	N	250	44.2	-13.7	0.0	-4.9	0.0	0.0	35.4
885	593912.29	4782607.39	0.10	0	N	315	44.7	-13.7	0.0	-4.3	0.0	0.0	35.3
885	593912.29	4782607.39	0.10	0	N	400	45.1	-13.7	0.0	-3.3	0.0	0.0	34.6
885	593912.29	4782607.39	0.10	0	N	500	47.5	-13.7	0.0	-1.8	0.0	0.0	35.6
885	593912.29	4782607.39	0.10	0	N	630	49.0	-13.7	0.0	0.3	0.0	0.0	35.0
885	593912.29	4782607.39	0.10	0	N	800	47.8	-13.7	0.0	3.1	0.0	0.0	31.0

Road, TNM, Name: "Rymal6 eastbound", ID: "!03!Rymal6_EB"													
Nr.	X	Y	Z	Refl.	DEN	Freq.	Lw	Ad	Aair	Agr	Afol	RL	Lr
	(m)	(m)	(m)			(Hz)	dB(A)	(dB)	(dB)	(dB)	(dB)	(dB)	dB(A)
885	593912.29	4782607.39	0.10	0	N	1000	48.4	-13.7	0.0	5.7	0.0	0.0	29.0
885	593912.29	4782607.39	0.10	0	N	1250	47.3	-13.7	0.0	7.8	0.0	0.0	25.9
885	593912.29	4782607.39	0.10	0	N	1600	46.7	-13.7	0.0	9.8	0.0	0.0	23.2
885	593912.29	4782607.39	0.10	0	N	2000	45.9	-13.7	0.0	11.6	0.0	0.0	20.6
885	593912.29	4782607.39	0.10	0	N	2500	44.9	-13.7	0.0	13.0	0.0	0.0	18.1
885	593912.29	4782607.39	0.10	0	N	3150	44.2	-13.7	0.0	12.9	0.0	0.0	17.6
885	593912.29	4782607.39	0.10	0	N	4000	42.6	-13.7	0.0	11.1	0.0	0.0	17.8
885	593912.29	4782607.39	0.10	0	N	5000	40.8	-13.7	0.0	9.2	0.0	0.0	17.9
885	593912.29	4782607.39	0.10	0	N	6300	38.6	-13.7	0.0	9.2	0.0	0.0	15.8
885	593912.29	4782607.39	0.10	0	N	8000	35.9	-13.7	0.0	9.2	0.0	0.0	13.0
885	593912.29	4782607.39	0.10	0	N	10000	32.3	-13.7	0.0	9.2	0.0	0.0	9.4
900	593931.65	4782601.37	0.10	0	D	50	20.8	-14.4	0.0	-6.0	0.0	0.0	12.4
900	593931.65	4782601.37	0.10	0	D	63	28.4	-14.4	0.0	-5.9	0.0	0.0	19.9
900	593931.65	4782601.37	0.10	0	D	80	32.6	-14.4	0.0	-5.9	0.0	0.0	24.1
900	593931.65	4782601.37	0.10	0	D	100	34.8	-14.4	0.0	-5.8	0.0	0.0	26.3
900	593931.65	4782601.37	0.10	0	D	125	36.3	-14.4	0.0	-5.7	0.0	0.0	27.6
900	593931.65	4782601.37	0.10	0	D	160	37.8	-14.4	0.0	-5.5	0.0	0.0	29.0
900	593931.65	4782601.37	0.10	0	D	200	39.7	-14.4	0.0	-5.3	0.0	0.0	30.5
900	593931.65	4782601.37	0.10	0	D	250	42.7	-14.4	0.0	-4.8	0.0	0.0	33.1
900	593931.65	4782601.37	0.10	0	D	315	43.4	-14.4	0.0	-4.0	0.0	0.0	33.0
900	593931.65	4782601.37	0.10	0	D	400	44.2	-14.4	0.0	-2.7	0.0	0.0	32.5
900	593931.65	4782601.37	0.10	0	D	500	46.6	-14.4	0.0	-0.8	0.0	0.0	33.0
900	593931.65	4782601.37	0.10	0	D	630	48.4	-14.4	0.0	2.0	0.0	0.0	31.9
900	593931.65	4782601.37	0.10	0	D	800	47.1	-14.4	0.0	5.7	0.0	0.0	27.0
900	593931.65	4782601.37	0.10	0	D	1000	47.8	-14.4	0.0	8.6	0.0	0.0	24.8
900	593931.65	4782601.37	0.10	0	D	1250	46.7	-14.4	0.0	10.4	0.0	0.0	21.9
900	593931.65	4782601.37	0.10	0	D	1600	46.1	-14.4	0.0	12.4	0.0	0.0	19.4
900	593931.65	4782601.37	0.10	0	D	2000	45.3	-14.4	0.0	14.2	0.0	0.0	16.7
900	593931.65	4782601.37	0.10	0	D	2500	44.1	-14.4	0.0	15.7	0.0	0.0	14.0
900	593931.65	4782601.37	0.10	0	D	3150	43.2	-14.4	0.0	15.7	0.0	0.0	13.1
900	593931.65	4782601.37	0.10	0	D	4000	41.5	-14.4	0.0	14.2	0.0	0.0	13.0
900	593931.65	4782601.37	0.10	0	D	5000	39.6	-14.4	0.0	12.5	0.0	0.0	12.7
900	593931.65	4782601.37	0.10	0	D	6300	37.4	-14.4	0.0	12.5	0.0	0.0	10.5
900	593931.65	4782601.37	0.10	0	D	8000	34.7	-14.4	0.0	12.5	0.0	0.0	7.8
900	593931.65	4782601.37	0.10	0	D	10000	31.2	-14.4	0.0	12.5	0.0	0.0	4.3
900	593931.65	4782601.37	0.10	0	N	50	21.9	-14.4	0.0	-6.0	0.0	0.0	13.5
900	593931.65	4782601.37	0.10	0	N	63	29.2	-14.4	0.0	-5.9	0.0	0.0	20.7
900	593931.65	4782601.37	0.10	0	N	80	33.4	-14.4	0.0	-5.9	0.0	0.0	24.9
900	593931.65	4782601.37	0.10	0	N	100	35.7	-14.4	0.0	-5.8	0.0	0.0	27.1
900	593931.65	4782601.37	0.10	0	N	125	37.2	-14.4	0.0	-5.7	0.0	0.0	28.5
900	593931.65	4782601.37	0.10	0	N	160	38.9	-14.4	0.0	-5.5	0.0	0.0	30.1
900	593931.65	4782601.37	0.10	0	N	200	40.9	-14.4	0.0	-5.3	0.0	0.0	31.8
900	593931.65	4782601.37	0.10	0	N	250	44.2	-14.4	0.0	-4.8	0.0	0.0	34.5
900	593931.65	4782601.37	0.10	0	N	315	44.7	-14.4	0.0	-4.0	0.0	0.0	34.3
900	593931.65	4782601.37	0.10	0	N	400	45.1	-14.4	0.0	-2.7	0.0	0.0	33.4
900	593931.65	4782601.37	0.10	0	N	500	47.5	-14.4	0.0	-0.8	0.0	0.0	33.9
900	593931.65	4782601.37	0.10	0	N	630	49.0	-14.4	0.0	2.0	0.0	0.0	32.5
900	593931.65	4782601.37	0.10	0	N	800	47.8	-14.4	0.0	5.7	0.0	0.0	27.7
900	593931.65	4782601.37	0.10	0	N	1000	48.4	-14.4	0.0	8.6	0.0	0.0	25.4
900	593931.65	4782601.37	0.10	0	N	1250	47.3	-14.4	0.0	10.4	0.0	0.0	22.5
900	593931.65	4782601.37	0.10	0	N	1600	46.7	-14.4	0.0	12.4	0.0	0.0	19.9
900	593931.65	4782601.37	0.10	0	N	2000	45.9	-14.4	0.0	14.2	0.0	0.0	17.3
900	593931.65	4782601.37	0.10	0	N	2500	44.9	-14.4	0.0	15.7	0.0	0.0	14.8
900	593931.65	4782601.37	0.10	0	N	3150	44.2	-14.4	0.0	15.7	0.0	0.0	14.1
900	593931.65	4782601.37	0.10	0	N	4000	42.6	-14.4	0.0	14.2	0.0	0.0	14.0
900	593931.65	4782601.37	0.10	0	N	5000	40.8	-14.4	0.0	12.5	0.0	0.0	13.9
900	593931.65	4782601.37	0.10	0	N	6300	38.6	-14.4	0.0	12.5	0.0	0.0	11.7
900	593931.65	4782601.37	0.10	0	N	8000	35.9	-14.4	0.0	12.5	0.0	0.0	9.0
900	593931.65	4782601.37	0.10	0	N	10000	32.3	-14.4	0.0	12.5	0.0	0.0	5.4
916	593955.48	4782593.95	0.10	0	D	50	20.8	-17.3	0.0	-6.0	0.0	0.0	9.6
916	593955.48	4782593.95	0.10	0	D	63	28.4	-17.3	0.0	-5.9	0.0	0.0	17.0
916	593955.48	4782593.95	0.10	0	D	80	32.6	-17.3	0.0	-5.9	0.0	0.0	21.3
916	593955.48	4782593.95	0.10	0	D	100	34.8	-17.3	0.0	-5.8	0.0	0.0	23.4

Road, TNM, Name: "Rymal6 eastbound", ID: "!03!Rymal6_EB"													
Nr.	X	Y	Z	Refl.	DEN	Freq.	Lw	Ad	Aair	Agr	Afol	RL	Lr
	(m)	(m)	(m)			(Hz)	dB(A)	(dB)	(dB)	(dB)	(dB)	(dB)	dB(A)
916	593955.48	4782593.95	0.10	0	D	125	36.3	-17.3	0.0	-5.7	0.0	0.0	24.7
916	593955.48	4782593.95	0.10	0	D	160	37.8	-17.3	0.0	-5.5	0.0	0.0	26.0
916	593955.48	4782593.95	0.10	0	D	200	39.7	-17.3	0.0	-5.1	0.0	0.0	27.6
916	593955.48	4782593.95	0.10	0	D	250	42.7	-17.3	0.0	-4.6	0.0	0.0	30.0
916	593955.48	4782593.95	0.10	0	D	315	43.4	-17.3	0.0	-3.6	0.0	0.0	29.7
916	593955.48	4782593.95	0.10	0	D	400	44.2	-17.3	0.0	-1.9	0.0	0.0	28.8
916	593955.48	4782593.95	0.10	0	D	500	46.6	-17.3	0.0	0.5	0.0	0.0	28.8
916	593955.48	4782593.95	0.10	0	D	630	48.4	-17.3	0.0	4.4	0.0	0.0	26.8
916	593955.48	4782593.95	0.10	0	D	800	47.1	-17.3	0.0	8.9	0.0	0.0	20.9
916	593955.48	4782593.95	0.10	0	D	1000	47.8	-17.3	0.0	11.6	0.0	0.0	18.9
916	593955.48	4782593.95	0.10	0	D	1250	46.7	-17.3	0.0	13.3	0.0	0.0	16.2
916	593955.48	4782593.95	0.10	0	D	1600	46.1	-17.3	0.0	15.1	0.0	0.0	13.7
916	593955.48	4782593.95	0.10	0	D	2000	45.3	-17.3	0.0	17.0	0.0	0.0	11.0
916	593955.48	4782593.95	0.10	0	D	2500	44.1	-17.3	0.0	18.6	0.0	0.0	8.2
916	593955.48	4782593.95	0.10	0	D	3150	43.2	-17.3	0.0	18.8	0.0	0.0	7.2
916	593955.48	4782593.95	0.10	0	D	4000	41.5	-17.3	0.0	17.5	0.0	0.0	6.7
916	593955.48	4782593.95	0.10	0	D	5000	39.6	-17.3	0.0	16.3	0.0	0.0	6.1
916	593955.48	4782593.95	0.10	0	D	6300	37.4	-17.3	0.0	16.3	0.0	0.0	3.9
916	593955.48	4782593.95	0.10	0	D	8000	34.7	-17.3	0.0	16.3	0.0	0.0	1.2
916	593955.48	4782593.95	0.10	0	N	50	21.9	-17.3	0.0	-6.0	0.0	0.0	10.6
916	593955.48	4782593.95	0.10	0	N	63	29.2	-17.3	0.0	-5.9	0.0	0.0	17.8
916	593955.48	4782593.95	0.10	0	N	80	33.4	-17.3	0.0	-5.9	0.0	0.0	22.0
916	593955.48	4782593.95	0.10	0	N	100	35.7	-17.3	0.0	-5.8	0.0	0.0	24.2
916	593955.48	4782593.95	0.10	0	N	125	37.2	-17.3	0.0	-5.7	0.0	0.0	25.6
916	593955.48	4782593.95	0.10	0	N	160	38.9	-17.3	0.0	-5.5	0.0	0.0	27.1
916	593955.48	4782593.95	0.10	0	N	200	40.9	-17.3	0.0	-5.1	0.0	0.0	28.8
916	593955.48	4782593.95	0.10	0	N	250	44.2	-17.3	0.0	-4.6	0.0	0.0	31.5
916	593955.48	4782593.95	0.10	0	N	315	44.7	-17.3	0.0	-3.6	0.0	0.0	31.0
916	593955.48	4782593.95	0.10	0	N	400	45.1	-17.3	0.0	-1.9	0.0	0.0	29.7
916	593955.48	4782593.95	0.10	0	N	500	47.5	-17.3	0.0	0.5	0.0	0.0	29.6
916	593955.48	4782593.95	0.10	0	N	630	49.0	-17.3	0.0	4.4	0.0	0.0	27.3
916	593955.48	4782593.95	0.10	0	N	800	47.8	-17.3	0.0	8.9	0.0	0.0	21.6
916	593955.48	4782593.95	0.10	0	N	1000	48.4	-17.3	0.0	11.6	0.0	0.0	19.5
916	593955.48	4782593.95	0.10	0	N	1250	47.3	-17.3	0.0	13.3	0.0	0.0	16.8
916	593955.48	4782593.95	0.10	0	N	1600	46.7	-17.3	0.0	15.1	0.0	0.0	14.3
916	593955.48	4782593.95	0.10	0	N	2000	45.9	-17.3	0.0	17.0	0.0	0.0	11.6
916	593955.48	4782593.95	0.10	0	N	2500	44.9	-17.3	0.0	18.6	0.0	0.0	9.0
916	593955.48	4782593.95	0.10	0	N	3150	44.2	-17.3	0.0	18.8	0.0	0.0	8.2
916	593955.48	4782593.95	0.10	0	N	4000	42.6	-17.3	0.0	17.5	0.0	0.0	7.8
916	593955.48	4782593.95	0.10	0	N	5000	40.8	-17.3	0.0	16.3	0.0	0.0	7.3
916	593955.48	4782593.95	0.10	0	N	6300	38.6	-17.3	0.0	16.3	0.0	0.0	5.1
916	593955.48	4782593.95	0.10	0	N	8000	35.9	-17.3	0.0	16.3	0.0	0.0	2.4
932	593991.24	4782582.82	0.10	0	D	50	20.8	-17.3	0.0	-6.0	0.0	0.0	9.5
932	593991.24	4782582.82	0.10	0	D	63	28.4	-17.3	0.0	-5.9	0.0	0.0	17.0
932	593991.24	4782582.82	0.10	0	D	80	32.6	-17.3	0.0	-5.9	0.0	0.0	21.2
932	593991.24	4782582.82	0.10	0	D	100	34.8	-17.3	0.0	-5.8	0.0	0.0	23.3
932	593991.24	4782582.82	0.10	0	D	125	36.3	-17.3	0.0	-5.6	0.0	0.0	24.6
932	593991.24	4782582.82	0.10	0	D	160	37.8	-17.3	0.0	-5.4	0.0	0.0	25.9
932	593991.24	4782582.82	0.10	0	D	200	39.7	-17.3	0.0	-5.0	0.0	0.0	27.3
932	593991.24	4782582.82	0.10	0	D	250	42.7	-17.3	0.0	-4.2	0.0	0.0	29.6
932	593991.24	4782582.82	0.10	0	D	315	43.4	-17.3	0.0	-3.0	0.0	0.0	29.1
932	593991.24	4782582.82	0.10	0	D	400	44.2	-17.3	0.0	-0.8	0.0	0.0	27.6
932	593991.24	4782582.82	0.10	0	D	500	46.6	-17.3	0.0	2.6	0.0	0.0	26.7
932	593991.24	4782582.82	0.10	0	D	630	48.4	-17.3	0.0	7.8	0.0	0.0	23.3
932	593991.24	4782582.82	0.10	0	D	800	47.1	-17.3	0.0	13.0	0.0	0.0	16.8
932	593991.24	4782582.82	0.10	0	D	1000	47.8	-17.3	0.0	15.0	0.0	0.0	15.4
932	593991.24	4782582.82	0.10	0	D	1250	46.7	-17.3	0.0	16.5	0.0	0.0	12.9
932	593991.24	4782582.82	0.10	0	D	1600	46.1	-17.3	0.0	18.4	0.0	0.0	10.4
932	593991.24	4782582.82	0.10	0	D	2000	45.3	-17.3	0.0	20.4	0.0	0.0	7.6
932	593991.24	4782582.82	0.10	0	D	2500	44.1	-17.3	0.0	22.1	0.0	0.0	4.7
932	593991.24	4782582.82	0.10	0	D	3150	43.2	-17.3	0.0	22.5	0.0	0.0	3.4
932	593991.24	4782582.82	0.10	0	D	4000	41.5	-17.3	0.0	21.7	0.0	0.0	2.5
932	593991.24	4782582.82	0.10	0	D	5000	39.6	-17.3	0.0	21.0	0.0	0.0	1.2

Road, TNM, Name: "Rymal6 eastbound", ID: "!03!Rymal6_EB"													
Nr.	X	Y	Z	Refl.	DEN	Freq.	Lw	Ad	Aair	Agr	Afol	RL	Lr
	(m)	(m)	(m)			(Hz)	dB(A)	(dB)	(dB)	(dB)	(dB)	(dB)	dB(A)
932	593991.24	4782582.82	0.10	0	N	50	21.9	-17.3	0.0	-6.0	0.0	0.0	10.6
932	593991.24	4782582.82	0.10	0	N	63	29.2	-17.3	0.0	-5.9	0.0	0.0	17.8
932	593991.24	4782582.82	0.10	0	N	80	33.4	-17.3	0.0	-5.9	0.0	0.0	21.9
932	593991.24	4782582.82	0.10	0	N	100	35.7	-17.3	0.0	-5.8	0.0	0.0	24.1
932	593991.24	4782582.82	0.10	0	N	125	37.2	-17.3	0.0	-5.6	0.0	0.0	25.5
932	593991.24	4782582.82	0.10	0	N	160	38.9	-17.3	0.0	-5.4	0.0	0.0	27.0
932	593991.24	4782582.82	0.10	0	N	200	40.9	-17.3	0.0	-5.0	0.0	0.0	28.6
932	593991.24	4782582.82	0.10	0	N	250	44.2	-17.3	0.0	-4.2	0.0	0.0	31.1
932	593991.24	4782582.82	0.10	0	N	315	44.7	-17.3	0.0	-3.0	0.0	0.0	30.3
932	593991.24	4782582.82	0.10	0	N	400	45.1	-17.3	0.0	-0.8	0.0	0.0	28.5
932	593991.24	4782582.82	0.10	0	N	500	47.5	-17.3	0.0	2.6	0.0	0.0	27.5
932	593991.24	4782582.82	0.10	0	N	630	49.0	-17.3	0.0	7.8	0.0	0.0	23.8
932	593991.24	4782582.82	0.10	0	N	800	47.8	-17.3	0.0	13.0	0.0	0.0	17.5
932	593991.24	4782582.82	0.10	0	N	1000	48.4	-17.3	0.0	15.0	0.0	0.0	16.0
932	593991.24	4782582.82	0.10	0	N	1250	47.3	-17.3	0.0	16.5	0.0	0.0	13.5
932	593991.24	4782582.82	0.10	0	N	1600	46.7	-17.3	0.0	18.4	0.0	0.0	10.9
932	593991.24	4782582.82	0.10	0	N	2000	45.9	-17.3	0.0	20.4	0.0	0.0	8.2
932	593991.24	4782582.82	0.10	0	N	2500	44.9	-17.3	0.0	22.1	0.0	0.0	5.5
932	593991.24	4782582.82	0.10	0	N	3150	44.2	-17.3	0.0	22.5	0.0	0.0	4.4
932	593991.24	4782582.82	0.10	0	N	4000	42.6	-17.3	0.0	21.7	0.0	0.0	3.6
932	593991.24	4782582.82	0.10	0	N	5000	40.8	-17.3	0.0	21.0	0.0	0.0	2.4
932	593991.24	4782582.82	0.10	0	N	6300	38.6	-17.3	0.0	21.0	0.0	0.0	0.3
947	594038.91	4782567.98	0.10	0	D	50	20.8	-20.4	0.0	-6.0	0.0	0.0	6.4
947	594038.91	4782567.98	0.10	0	D	63	28.4	-20.4	0.0	-5.9	0.0	0.0	13.8
947	594038.91	4782567.98	0.10	0	D	80	32.6	-20.4	0.0	-5.8	0.0	0.0	18.0
947	594038.91	4782567.98	0.10	0	D	100	34.8	-20.4	0.0	-5.7	0.0	0.0	20.1
947	594038.91	4782567.98	0.10	0	D	125	36.3	-20.4	0.0	-5.6	0.0	0.0	21.4
947	594038.91	4782567.98	0.10	0	D	160	37.8	-20.4	0.0	-5.2	0.0	0.0	22.6
947	594038.91	4782567.98	0.10	0	D	200	39.7	-20.4	0.0	-4.7	0.0	0.0	24.0
947	594038.91	4782567.98	0.10	0	D	250	42.7	-20.4	0.0	-3.8	0.0	0.0	26.1
947	594038.91	4782567.98	0.10	0	D	315	43.4	-20.4	0.0	-2.1	0.0	0.0	25.1
947	594038.91	4782567.98	0.10	0	D	400	44.2	-20.4	0.0	0.8	0.0	0.0	22.9
947	594038.91	4782567.98	0.10	0	D	500	46.6	-20.4	0.0	5.4	0.0	0.0	20.8
947	594038.91	4782567.98	0.10	0	D	630	48.4	-20.4	0.0	12.0	0.0	0.0	15.9
947	594038.91	4782567.98	0.10	0	D	800	47.1	-20.4	0.0	16.8	0.0	0.0	9.8
947	594038.91	4782567.98	0.10	0	D	1000	47.8	-20.4	0.0	18.3	0.0	0.0	9.1
947	594038.91	4782567.98	0.10	0	D	1250	46.7	-20.4	0.0	19.7	0.0	0.0	6.6
947	594038.91	4782567.98	0.10	0	D	1600	46.1	-20.4	0.0	21.7	0.0	0.0	4.0
947	594038.91	4782567.98	0.10	0	D	2000	45.3	-20.4	0.0	23.8	0.0	0.0	1.1
947	594038.91	4782567.98	0.10	0	N	50	21.9	-20.4	0.0	-6.0	0.0	0.0	7.5
947	594038.91	4782567.98	0.10	0	N	63	29.2	-20.4	0.0	-5.9	0.0	0.0	14.6
947	594038.91	4782567.98	0.10	0	N	80	33.4	-20.4	0.0	-5.8	0.0	0.0	18.8
947	594038.91	4782567.98	0.10	0	N	100	35.7	-20.4	0.0	-5.7	0.0	0.0	20.9
947	594038.91	4782567.98	0.10	0	N	125	37.2	-20.4	0.0	-5.6	0.0	0.0	22.3
947	594038.91	4782567.98	0.10	0	N	160	38.9	-20.4	0.0	-5.2	0.0	0.0	23.7
947	594038.91	4782567.98	0.10	0	N	200	40.9	-20.4	0.0	-4.7	0.0	0.0	25.2
947	594038.91	4782567.98	0.10	0	N	250	44.2	-20.4	0.0	-3.8	0.0	0.0	27.5
947	594038.91	4782567.98	0.10	0	N	315	44.7	-20.4	0.0	-2.1	0.0	0.0	26.4
947	594038.91	4782567.98	0.10	0	N	400	45.1	-20.4	0.0	0.8	0.0	0.0	23.8
947	594038.91	4782567.98	0.10	0	N	500	47.5	-20.4	0.0	5.4	0.0	0.0	21.7
947	594038.91	4782567.98	0.10	0	N	630	49.0	-20.4	0.0	12.0	0.0	0.0	16.5
947	594038.91	4782567.98	0.10	0	N	800	47.8	-20.4	0.0	16.8	0.0	0.0	10.5
947	594038.91	4782567.98	0.10	0	N	1000	48.4	-20.4	0.0	18.3	0.0	0.0	9.7
947	594038.91	4782567.98	0.10	0	N	1250	47.3	-20.4	0.0	19.7	0.0	0.0	7.2
947	594038.91	4782567.98	0.10	0	N	1600	46.7	-20.4	0.0	21.7	0.0	0.0	4.6
947	594038.91	4782567.98	0.10	0	N	2000	45.9	-20.4	0.0	23.8	0.0	0.0	1.7
949	594086.58	4782553.15	0.10	0	D	50	20.8	-22.7	0.0	-6.0	0.0	0.0	4.1
949	594086.58	4782553.15	0.10	0	D	63	28.4	-22.7	0.0	-5.9	0.0	0.0	11.5
949	594086.58	4782553.15	0.10	0	D	80	32.6	-22.7	0.0	-5.8	0.0	0.0	15.7
949	594086.58	4782553.15	0.10	0	D	100	34.8	-22.7	0.0	-5.7	0.0	0.0	17.8
949	594086.58	4782553.15	0.10	0	D	125	36.3	-22.7	0.0	-5.5	0.0	0.0	19.0
949	594086.58	4782553.15	0.10	0	D	160	37.8	-22.7	0.0	-5.1	0.0	0.0	20.2
949	594086.58	4782553.15	0.10	0	D	200	39.7	-22.7	0.0	-4.5	0.0	0.0	21.4

Road, TNM, Name: "Rymal6 eastbound", ID: "!03!Rymal6_EB"													
Nr.	X	Y	Z	Refl.	DEN	Freq.	Lw	Ad	Aair	Agr	Afol	RL	Lr
	(m)	(m)	(m)			(Hz)	dB(A)	(dB)	(dB)	(dB)	(dB)	(dB)	dB(A)
949	594086.58	4782553.15	0.10	0	D	250	42.7	-22.7	0.0	-3.4	0.0	0.0	23.3
949	594086.58	4782553.15	0.10	0	D	315	43.4	-22.7	0.0	-1.3	0.0	0.0	22.0
949	594086.58	4782553.15	0.10	0	D	400	44.2	-22.7	0.0	2.4	0.0	0.0	19.1
949	594086.58	4782553.15	0.10	0	D	500	46.6	-22.7	0.0	8.0	0.0	0.0	15.9
949	594086.58	4782553.15	0.10	0	D	630	48.4	-22.7	0.0	15.6	0.0	0.0	10.0
949	594086.58	4782553.15	0.10	0	D	800	47.1	-22.7	0.0	19.5	0.0	0.0	4.9
949	594086.58	4782553.15	0.10	0	D	1000	47.8	-22.7	0.0	20.7	0.0	0.0	4.3
949	594086.58	4782553.15	0.10	0	D	1250	46.7	-22.7	0.0	22.2	0.0	0.0	1.8
949	594086.58	4782553.15	0.10	0	N	50	21.9	-22.7	0.0	-6.0	0.0	0.0	5.2
949	594086.58	4782553.15	0.10	0	N	63	29.2	-22.7	0.0	-5.9	0.0	0.0	12.3
949	594086.58	4782553.15	0.10	0	N	80	33.4	-22.7	0.0	-5.8	0.0	0.0	16.4
949	594086.58	4782553.15	0.10	0	N	100	35.7	-22.7	0.0	-5.7	0.0	0.0	18.6
949	594086.58	4782553.15	0.10	0	N	125	37.2	-22.7	0.0	-5.5	0.0	0.0	19.9
949	594086.58	4782553.15	0.10	0	N	160	38.9	-22.7	0.0	-5.1	0.0	0.0	21.3
949	594086.58	4782553.15	0.10	0	N	200	40.9	-22.7	0.0	-4.5	0.0	0.0	22.7
949	594086.58	4782553.15	0.10	0	N	250	44.2	-22.7	0.0	-3.4	0.0	0.0	24.8
949	594086.58	4782553.15	0.10	0	N	315	44.7	-22.7	0.0	-1.3	0.0	0.0	23.2
949	594086.58	4782553.15	0.10	0	N	400	45.1	-22.7	0.0	2.4	0.0	0.0	20.0
949	594086.58	4782553.15	0.10	0	N	500	47.5	-22.7	0.0	8.0	0.0	0.0	16.7
949	594086.58	4782553.15	0.10	0	N	630	49.0	-22.7	0.0	15.6	0.0	0.0	10.6
949	594086.58	4782553.15	0.10	0	N	800	47.8	-22.7	0.0	19.5	0.0	0.0	5.6
949	594086.58	4782553.15	0.10	0	N	1000	48.4	-22.7	0.0	20.7	0.0	0.0	4.9
949	594086.58	4782553.15	0.10	0	N	1250	47.3	-22.7	0.0	22.2	0.0	0.0	2.4
953	594158.09	4782530.89	0.10	0	D	50	20.8	-22.2	0.0	-6.0	0.0	0.0	4.6
953	594158.09	4782530.89	0.10	0	D	63	28.4	-22.2	0.0	-5.9	0.0	0.0	12.0
953	594158.09	4782530.89	0.10	0	D	80	32.6	-22.2	0.0	-5.8	0.0	0.0	16.2
953	594158.09	4782530.89	0.10	0	D	100	34.8	-22.2	0.0	-5.6	0.0	0.0	18.2
953	594158.09	4782530.89	0.10	0	D	125	36.3	-22.2	0.0	-5.4	0.0	0.0	19.4
953	594158.09	4782530.89	0.10	0	D	160	37.8	-22.2	0.0	-4.9	0.0	0.0	20.5
953	594158.09	4782530.89	0.10	0	D	200	39.7	-22.2	0.0	-4.2	0.0	0.0	21.6
953	594158.09	4782530.89	0.10	0	D	250	42.7	-22.2	0.0	-2.7	0.0	0.0	23.1
953	594158.09	4782530.89	0.10	0	D	315	43.4	-22.2	0.0	-0.0	0.0	0.0	21.2
953	594158.09	4782530.89	0.10	0	D	400	44.2	-22.2	0.0	4.7	0.0	0.0	17.2
953	594158.09	4782530.89	0.10	0	D	500	46.6	-22.2	0.0	11.8	0.0	0.0	12.6
953	594158.09	4782530.89	0.10	0	D	630	48.4	-22.2	0.0	19.6	0.0	0.0	6.5
953	594158.09	4782530.89	0.10	0	D	800	47.1	-22.2	0.0	22.4	0.0	0.0	2.5
953	594158.09	4782530.89	0.10	0	D	1000	47.8	-22.2	0.0	23.6	0.0	0.0	1.9
953	594158.09	4782530.89	0.10	0	N	50	21.9	-22.2	0.0	-6.0	0.0	0.0	5.7
953	594158.09	4782530.89	0.10	0	N	63	29.2	-22.2	0.0	-5.9	0.0	0.0	12.8
953	594158.09	4782530.89	0.10	0	N	80	33.4	-22.2	0.0	-5.8	0.0	0.0	16.9
953	594158.09	4782530.89	0.10	0	N	100	35.7	-22.2	0.0	-5.6	0.0	0.0	19.0
953	594158.09	4782530.89	0.10	0	N	125	37.2	-22.2	0.0	-5.4	0.0	0.0	20.3
953	594158.09	4782530.89	0.10	0	N	160	38.9	-22.2	0.0	-4.9	0.0	0.0	21.6
953	594158.09	4782530.89	0.10	0	N	200	40.9	-22.2	0.0	-4.2	0.0	0.0	22.9
953	594158.09	4782530.89	0.10	0	N	250	44.2	-22.2	0.0	-2.7	0.0	0.0	24.6
953	594158.09	4782530.89	0.10	0	N	315	44.7	-22.2	0.0	-0.0	0.0	0.0	22.5
953	594158.09	4782530.89	0.10	0	N	400	45.1	-22.2	0.0	4.7	0.0	0.0	18.1
953	594158.09	4782530.89	0.10	0	N	500	47.5	-22.2	0.0	11.8	0.0	0.0	13.4
953	594158.09	4782530.89	0.10	0	N	630	49.0	-22.2	0.0	19.6	0.0	0.0	7.1
953	594158.09	4782530.89	0.10	0	N	800	47.8	-22.2	0.0	22.4	0.0	0.0	3.2
953	594158.09	4782530.89	0.10	0	N	1000	48.4	-22.2	0.0	23.6	0.0	0.0	2.5
955	594253.44	4782501.22	0.10	0	D	50	20.8	-24.9	0.0	-6.0	0.0	0.0	2.0
955	594253.44	4782501.22	0.10	0	D	63	28.4	-24.9	0.0	-5.8	0.0	0.0	9.3
955	594253.44	4782501.22	0.10	0	D	80	32.6	-24.9	0.0	-5.7	0.0	0.0	13.5
955	594253.44	4782501.22	0.10	0	D	100	34.8	-24.9	0.0	-5.6	0.0	0.0	15.5
955	594253.44	4782501.22	0.10	0	D	125	36.3	-24.9	0.0	-5.3	0.0	0.0	16.7
955	594253.44	4782501.22	0.10	0	D	160	37.8	-24.9	0.0	-4.7	0.0	0.0	17.7
955	594253.44	4782501.22	0.10	0	D	200	39.7	-24.9	0.0	-3.8	0.0	0.0	18.6
955	594253.44	4782501.22	0.10	0	D	250	42.7	-24.9	0.0	-1.7	0.0	0.0	19.5
955	594253.44	4782501.22	0.10	0	D	315	43.4	-24.9	0.0	1.7	0.0	0.0	16.8
955	594253.44	4782501.22	0.10	0	D	400	44.2	-24.9	0.0	7.7	0.0	0.0	11.6
955	594253.44	4782501.22	0.10	0	D	500	46.6	-24.9	0.0	16.2	0.0	0.0	5.6
955	594253.44	4782501.22	0.10	0	D	630	48.4	-24.9	0.0	23.0	0.0	0.0	0.5

Road, TNM, Name: "Rymal6 eastbound", ID: "!03!Rymal6_EB"													
Nr.	X	Y	Z	Refl.	DEN	Freq.	Lw	Ad	Aair	Agr	Afol	RL	Lr
	(m)	(m)	(m)			(Hz)	dB(A)	(dB)	(dB)	(dB)	(dB)	(dB)	dB(A)
955	594253.44	4782501.22	0.10	0	N	50	21.9	-24.9	0.0	-6.0	0.0	0.0	3.0
955	594253.44	4782501.22	0.10	0	N	63	29.2	-24.9	0.0	-5.8	0.0	0.0	10.1
955	594253.44	4782501.22	0.10	0	N	80	33.4	-24.9	0.0	-5.7	0.0	0.0	14.2
955	594253.44	4782501.22	0.10	0	N	100	35.7	-24.9	0.0	-5.6	0.0	0.0	16.3
955	594253.44	4782501.22	0.10	0	N	125	37.2	-24.9	0.0	-5.3	0.0	0.0	17.6
955	594253.44	4782501.22	0.10	0	N	160	38.9	-24.9	0.0	-4.7	0.0	0.0	18.8
955	594253.44	4782501.22	0.10	0	N	200	40.9	-24.9	0.0	-3.8	0.0	0.0	19.9
955	594253.44	4782501.22	0.10	0	N	250	44.2	-24.9	0.0	-1.7	0.0	0.0	21.0
955	594253.44	4782501.22	0.10	0	N	315	44.7	-24.9	0.0	1.7	0.0	0.0	18.1
955	594253.44	4782501.22	0.10	0	N	400	45.1	-24.9	0.0	7.7	0.0	0.0	12.4
955	594253.44	4782501.22	0.10	0	N	500	47.5	-24.9	0.0	16.2	0.0	0.0	6.4
955	594253.44	4782501.22	0.10	0	N	630	49.0	-24.9	0.0	23.0	0.0	0.0	1.1
957	593636.93	4782688.37	0.10	0	D	50	20.8	-21.0	0.0	-6.0	0.0	0.0	5.8
957	593636.93	4782688.37	0.10	0	D	63	28.4	-21.0	0.0	-5.9	0.0	0.0	13.2
957	593636.93	4782688.37	0.10	0	D	80	32.6	-21.0	0.0	-5.8	0.0	0.0	17.4
957	593636.93	4782688.37	0.10	0	D	100	34.8	-21.0	0.0	-5.7	0.0	0.0	19.5
957	593636.93	4782688.37	0.10	0	D	125	36.3	-21.0	0.0	-5.4	0.0	0.0	20.7
957	593636.93	4782688.37	0.10	0	D	160	37.8	-21.0	0.0	-5.0	0.0	0.0	21.8
957	593636.93	4782688.37	0.10	0	D	200	39.7	-21.0	0.0	-4.3	0.0	0.0	23.0
957	593636.93	4782688.37	0.10	0	D	250	42.7	-21.0	0.0	-2.9	0.0	0.0	24.6
957	593636.93	4782688.37	0.10	0	D	315	43.4	-21.0	0.0	-0.6	0.0	0.0	22.9
957	593636.93	4782688.37	0.10	0	D	400	44.2	-21.0	0.0	3.8	0.0	0.0	19.4
957	593636.93	4782688.37	0.10	0	D	500	46.6	-21.0	0.0	10.3	0.0	0.0	15.3
957	593636.93	4782688.37	0.10	0	D	630	48.4	-21.0	0.0	18.2	0.0	0.0	9.2
957	593636.93	4782688.37	0.10	0	D	800	47.1	-21.0	0.0	21.3	0.0	0.0	4.8
957	593636.93	4782688.37	0.10	0	D	1000	47.8	-21.0	0.0	22.5	0.0	0.0	4.2
957	593636.93	4782688.37	0.10	0	D	1250	46.7	-21.0	0.0	24.0	0.0	0.0	1.7
957	593636.93	4782688.37	0.10	0	N	50	21.9	-21.0	0.0	-6.0	0.0	0.0	6.9
957	593636.93	4782688.37	0.10	0	N	63	29.2	-21.0	0.0	-5.9	0.0	0.0	14.0
957	593636.93	4782688.37	0.10	0	N	80	33.4	-21.0	0.0	-5.8	0.0	0.0	18.1
957	593636.93	4782688.37	0.10	0	N	100	35.7	-21.0	0.0	-5.7	0.0	0.0	20.3
957	593636.93	4782688.37	0.10	0	N	125	37.2	-21.0	0.0	-5.4	0.0	0.0	21.6
957	593636.93	4782688.37	0.10	0	N	160	38.9	-21.0	0.0	-5.0	0.0	0.0	22.9
957	593636.93	4782688.37	0.10	0	N	200	40.9	-21.0	0.0	-4.3	0.0	0.0	24.2
957	593636.93	4782688.37	0.10	0	N	250	44.2	-21.0	0.0	-2.9	0.0	0.0	26.1
957	593636.93	4782688.37	0.10	0	N	315	44.7	-21.0	0.0	-0.6	0.0	0.0	24.2
957	593636.93	4782688.37	0.10	0	N	400	45.1	-21.0	0.0	3.8	0.0	0.0	20.3
957	593636.93	4782688.37	0.10	0	N	500	47.5	-21.0	0.0	10.3	0.0	0.0	16.1
957	593636.93	4782688.37	0.10	0	N	630	49.0	-21.0	0.0	18.2	0.0	0.0	9.8
957	593636.93	4782688.37	0.10	0	N	800	47.8	-21.0	0.0	21.3	0.0	0.0	5.5
957	593636.93	4782688.37	0.10	0	N	1000	48.4	-21.0	0.0	22.5	0.0	0.0	4.8
957	593636.93	4782688.37	0.10	0	N	1250	47.3	-21.0	0.0	24.0	0.0	0.0	2.3
959	593711.91	4782665.04	0.10	0	D	50	20.8	-21.0	0.0	-6.0	0.0	0.0	5.8
959	593711.91	4782665.04	0.10	0	D	63	28.4	-21.0	0.0	-5.9	0.0	0.0	13.2
959	593711.91	4782665.04	0.10	0	D	80	32.6	-21.0	0.0	-5.8	0.0	0.0	17.4
959	593711.91	4782665.04	0.10	0	D	100	34.8	-21.0	0.0	-5.7	0.0	0.0	19.5
959	593711.91	4782665.04	0.10	0	D	125	36.3	-21.0	0.0	-5.5	0.0	0.0	20.8
959	593711.91	4782665.04	0.10	0	D	160	37.8	-21.0	0.0	-5.2	0.0	0.0	22.0
959	593711.91	4782665.04	0.10	0	D	200	39.7	-21.0	0.0	-4.7	0.0	0.0	23.3
959	593711.91	4782665.04	0.10	0	D	250	42.7	-21.0	0.0	-3.7	0.0	0.0	25.3
959	593711.91	4782665.04	0.10	0	D	315	43.4	-21.0	0.0	-1.9	0.0	0.0	24.2
959	593711.91	4782665.04	0.10	0	D	400	44.2	-21.0	0.0	1.3	0.0	0.0	21.8
959	593711.91	4782665.04	0.10	0	D	500	46.6	-21.0	0.0	6.2	0.0	0.0	19.4
959	593711.91	4782665.04	0.10	0	D	630	48.4	-21.0	0.0	13.3	0.0	0.0	14.1
959	593711.91	4782665.04	0.10	0	D	800	47.1	-21.0	0.0	17.8	0.0	0.0	8.3
959	593711.91	4782665.04	0.10	0	D	1000	47.8	-21.0	0.0	19.1	0.0	0.0	7.6
959	593711.91	4782665.04	0.10	0	D	1250	46.7	-21.0	0.0	20.5	0.0	0.0	5.1
959	593711.91	4782665.04	0.10	0	D	1600	46.1	-21.0	0.0	22.5	0.0	0.0	2.5
959	593711.91	4782665.04	0.10	0	N	50	21.9	-21.0	0.0	-6.0	0.0	0.0	6.9
959	593711.91	4782665.04	0.10	0	N	63	29.2	-21.0	0.0	-5.9	0.0	0.0	14.0
959	593711.91	4782665.04	0.10	0	N	80	33.4	-21.0	0.0	-5.8	0.0	0.0	18.2
959	593711.91	4782665.04	0.10	0	N	100	35.7	-21.0	0.0	-5.7	0.0	0.0	20.3
959	593711.91	4782665.04	0.10	0	N	125	37.2	-21.0	0.0	-5.5	0.0	0.0	21.7

Road, TNM, Name: "Rymal6 eastbound", ID: "!03!Rymal6_EB"													
Nr.	X	Y	Z	Refl.	DEN	Freq.	Lw	Ad	Aair	Agr	Afol	RL	Lr
	(m)	(m)	(m)			(Hz)	dB(A)	(dB)	(dB)	(dB)	(dB)	(dB)	dB(A)
959	593711.91	4782665.04	0.10	0	N	160	38.9	-21.0	0.0	-5.2	0.0	0.0	23.1
959	593711.91	4782665.04	0.10	0	N	200	40.9	-21.0	0.0	-4.7	0.0	0.0	24.6
959	593711.91	4782665.04	0.10	0	N	250	44.2	-21.0	0.0	-3.7	0.0	0.0	26.8
959	593711.91	4782665.04	0.10	0	N	315	44.7	-21.0	0.0	-1.9	0.0	0.0	25.5
959	593711.91	4782665.04	0.10	0	N	400	45.1	-21.0	0.0	1.3	0.0	0.0	22.7
959	593711.91	4782665.04	0.10	0	N	500	47.5	-21.0	0.0	6.2	0.0	0.0	20.2
959	593711.91	4782665.04	0.10	0	N	630	49.0	-21.0	0.0	13.3	0.0	0.0	14.6
959	593711.91	4782665.04	0.10	0	N	800	47.8	-21.0	0.0	17.8	0.0	0.0	9.0
959	593711.91	4782665.04	0.10	0	N	1000	48.4	-21.0	0.0	19.1	0.0	0.0	8.2
959	593711.91	4782665.04	0.10	0	N	1250	47.3	-21.0	0.0	20.5	0.0	0.0	5.7
959	593711.91	4782665.04	0.10	0	N	1600	46.7	-21.0	0.0	22.5	0.0	0.0	3.1
959	593711.91	4782665.04	0.10	0	N	2000	45.9	-21.0	0.0	24.7	0.0	0.0	0.2
975	593761.89	4782649.48	0.10	0	D	50	20.8	-18.1	0.0	-6.0	0.0	0.0	8.7
975	593761.89	4782649.48	0.10	0	D	63	28.4	-18.1	0.0	-5.9	0.0	0.0	16.2
975	593761.89	4782649.48	0.10	0	D	80	32.6	-18.1	0.0	-5.9	0.0	0.0	20.4
975	593761.89	4782649.48	0.10	0	D	100	34.8	-18.1	0.0	-5.8	0.0	0.0	22.5
975	593761.89	4782649.48	0.10	0	D	125	36.3	-18.1	0.0	-5.6	0.0	0.0	23.8
975	593761.89	4782649.48	0.10	0	D	160	37.8	-18.1	0.0	-5.3	0.0	0.0	25.1
975	593761.89	4782649.48	0.10	0	D	200	39.7	-18.1	0.0	-4.9	0.0	0.0	26.5
975	593761.89	4782649.48	0.10	0	D	250	42.7	-18.1	0.0	-4.1	0.0	0.0	28.7
975	593761.89	4782649.48	0.10	0	D	315	43.4	-18.1	0.0	-2.7	0.0	0.0	28.0
975	593761.89	4782649.48	0.10	0	D	400	44.2	-18.1	0.0	-0.3	0.0	0.0	26.4
975	593761.89	4782649.48	0.10	0	D	500	46.6	-18.1	0.0	3.4	0.0	0.0	25.2
975	593761.89	4782649.48	0.10	0	D	630	48.4	-18.1	0.0	9.0	0.0	0.0	21.3
975	593761.89	4782649.48	0.10	0	D	800	47.1	-18.1	0.0	14.2	0.0	0.0	14.8
975	593761.89	4782649.48	0.10	0	D	1000	47.8	-18.1	0.0	16.1	0.0	0.0	13.6
975	593761.89	4782649.48	0.10	0	D	1250	46.7	-18.1	0.0	17.5	0.0	0.0	11.1
975	593761.89	4782649.48	0.10	0	D	1600	46.1	-18.1	0.0	19.4	0.0	0.0	8.6
975	593761.89	4782649.48	0.10	0	D	2000	45.3	-18.1	0.0	21.4	0.0	0.0	5.8
975	593761.89	4782649.48	0.10	0	D	2500	44.1	-18.1	0.0	23.2	0.0	0.0	2.8
975	593761.89	4782649.48	0.10	0	D	3150	43.2	-18.1	0.0	23.7	0.0	0.0	1.4
975	593761.89	4782649.48	0.10	0	D	4000	41.5	-18.1	0.0	23.1	0.0	0.0	0.4
975	593761.89	4782649.48	0.10	0	N	50	21.9	-18.1	0.0	-6.0	0.0	0.0	9.8
975	593761.89	4782649.48	0.10	0	N	63	29.2	-18.1	0.0	-5.9	0.0	0.0	17.0
975	593761.89	4782649.48	0.10	0	N	80	33.4	-18.1	0.0	-5.9	0.0	0.0	21.1
975	593761.89	4782649.48	0.10	0	N	100	35.7	-18.1	0.0	-5.8	0.0	0.0	23.3
975	593761.89	4782649.48	0.10	0	N	125	37.2	-18.1	0.0	-5.6	0.0	0.0	24.7
975	593761.89	4782649.48	0.10	0	N	160	38.9	-18.1	0.0	-5.3	0.0	0.0	26.2
975	593761.89	4782649.48	0.10	0	N	200	40.9	-18.1	0.0	-4.9	0.0	0.0	27.8
975	593761.89	4782649.48	0.10	0	N	250	44.2	-18.1	0.0	-4.1	0.0	0.0	30.2
975	593761.89	4782649.48	0.10	0	N	315	44.7	-18.1	0.0	-2.7	0.0	0.0	29.3
975	593761.89	4782649.48	0.10	0	N	400	45.1	-18.1	0.0	-0.3	0.0	0.0	27.3
975	593761.89	4782649.48	0.10	0	N	500	47.5	-18.1	0.0	3.4	0.0	0.0	26.0
975	593761.89	4782649.48	0.10	0	N	630	49.0	-18.1	0.0	9.0	0.0	0.0	21.8
975	593761.89	4782649.48	0.10	0	N	800	47.8	-18.1	0.0	14.2	0.0	0.0	15.5
975	593761.89	4782649.48	0.10	0	N	1000	48.4	-18.1	0.0	16.1	0.0	0.0	14.2
975	593761.89	4782649.48	0.10	0	N	1250	47.3	-18.1	0.0	17.5	0.0	0.0	11.7
975	593761.89	4782649.48	0.10	0	N	1600	46.7	-18.1	0.0	19.4	0.0	0.0	9.2
975	593761.89	4782649.48	0.10	0	N	2000	45.9	-18.1	0.0	21.4	0.0	0.0	6.4
975	593761.89	4782649.48	0.10	0	N	2500	44.9	-18.1	0.0	23.2	0.0	0.0	3.6
975	593761.89	4782649.48	0.10	0	N	3150	44.2	-18.1	0.0	23.7	0.0	0.0	2.4
975	593761.89	4782649.48	0.10	0	N	4000	42.6	-18.1	0.0	23.1	0.0	0.0	1.4
975	593761.89	4782649.48	0.10	0	N	5000	40.8	-18.1	0.0	22.6	0.0	0.0	0.0
1003	593804.01	4782636.37	0.10	0	D	50	20.8	-16.4	0.0	-6.0	0.0	0.0	10.4
1003	593804.01	4782636.37	0.10	0	D	63	28.4	-16.4	0.0	-5.9	0.0	0.0	17.9
1003	593804.01	4782636.37	0.10	0	D	80	32.6	-16.4	0.0	-5.9	0.0	0.0	22.1
1003	593804.01	4782636.37	0.10	0	D	100	34.8	-16.4	0.0	-5.8	0.0	0.0	24.3
1003	593804.01	4782636.37	0.10	0	D	125	36.3	-16.4	0.0	-5.7	0.0	0.0	25.5
1003	593804.01	4782636.37	0.10	0	D	160	37.8	-16.4	0.0	-5.5	0.0	0.0	26.9
1003	593804.01	4782636.37	0.10	0	D	200	39.7	-16.4	0.0	-5.1	0.0	0.0	28.4
1003	593804.01	4782636.37	0.10	0	D	250	42.7	-16.4	0.0	-4.5	0.0	0.0	30.8
1003	593804.01	4782636.37	0.10	0	D	315	43.4	-16.4	0.0	-3.5	0.0	0.0	30.5
1003	593804.01	4782636.37	0.10	0	D	400	44.2	-16.4	0.0	-1.7	0.0	0.0	29.5

Road, TNM, Name: "Rymal6 eastbound", ID: "!03!Rymal6_EB"													
Nr.	X	Y	Z	Refl.	DEN	Freq.	Lw	Ad	Aair	Agr	Afol	RL	Lr
	(m)	(m)	(m)			(Hz)	dB(A)	(dB)	(dB)	(dB)	(dB)	(dB)	dB(A)
1003	593804.01	4782636.37	0.10	0	D	500	46.6	-16.4	0.0	1.0	0.0	0.0	29.3
1003	593804.01	4782636.37	0.10	0	D	630	48.4	-16.4	0.0	5.1	0.0	0.0	26.9
1003	593804.01	4782636.37	0.10	0	D	800	47.1	-16.4	0.0	9.8	0.0	0.0	20.9
1003	593804.01	4782636.37	0.10	0	D	1000	47.8	-16.4	0.0	12.4	0.0	0.0	19.0
1003	593804.01	4782636.37	0.10	0	D	1250	46.7	-16.4	0.0	14.0	0.0	0.0	16.3
1003	593804.01	4782636.37	0.10	0	D	1600	46.1	-16.4	0.0	15.9	0.0	0.0	13.8
1003	593804.01	4782636.37	0.10	0	D	2000	45.3	-16.4	0.0	17.8	0.0	0.0	11.1
1003	593804.01	4782636.37	0.10	0	D	2500	44.1	-16.4	0.0	19.4	0.0	0.0	8.3
1003	593804.01	4782636.37	0.10	0	D	3150	43.2	-16.4	0.0	19.7	0.0	0.0	7.2
1003	593804.01	4782636.37	0.10	0	D	4000	41.5	-16.4	0.0	18.5	0.0	0.0	6.7
1003	593804.01	4782636.37	0.10	0	D	5000	39.6	-16.4	0.0	17.3	0.0	0.0	5.9
1003	593804.01	4782636.37	0.10	0	D	6300	37.4	-16.4	0.0	17.3	0.0	0.0	3.7
1003	593804.01	4782636.37	0.10	0	D	8000	34.7	-16.4	0.0	17.3	0.0	0.0	1.0
1003	593804.01	4782636.37	0.10	0	N	50	21.9	-16.4	0.0	-6.0	0.0	0.0	11.5
1003	593804.01	4782636.37	0.10	0	N	63	29.2	-16.4	0.0	-5.9	0.0	0.0	18.7
1003	593804.01	4782636.37	0.10	0	N	80	33.4	-16.4	0.0	-5.9	0.0	0.0	22.9
1003	593804.01	4782636.37	0.10	0	N	100	35.7	-16.4	0.0	-5.8	0.0	0.0	25.1
1003	593804.01	4782636.37	0.10	0	N	125	37.2	-16.4	0.0	-5.7	0.0	0.0	26.5
1003	593804.01	4782636.37	0.10	0	N	160	38.9	-16.4	0.0	-5.5	0.0	0.0	28.0
1003	593804.01	4782636.37	0.10	0	N	200	40.9	-16.4	0.0	-5.1	0.0	0.0	29.7
1003	593804.01	4782636.37	0.10	0	N	250	44.2	-16.4	0.0	-4.5	0.0	0.0	32.3
1003	593804.01	4782636.37	0.10	0	N	315	44.7	-16.4	0.0	-3.5	0.0	0.0	31.7
1003	593804.01	4782636.37	0.10	0	N	400	45.1	-16.4	0.0	-1.7	0.0	0.0	30.4
1003	593804.01	4782636.37	0.10	0	N	500	47.5	-16.4	0.0	1.0	0.0	0.0	30.1
1003	593804.01	4782636.37	0.10	0	N	630	49.0	-16.4	0.0	5.1	0.0	0.0	27.5
1003	593804.01	4782636.37	0.10	0	N	800	47.8	-16.4	0.0	9.8	0.0	0.0	21.6
1003	593804.01	4782636.37	0.10	0	N	1000	48.4	-16.4	0.0	12.4	0.0	0.0	19.6
1003	593804.01	4782636.37	0.10	0	N	1250	47.3	-16.4	0.0	14.0	0.0	0.0	16.9
1003	593804.01	4782636.37	0.10	0	N	1600	46.7	-16.4	0.0	15.9	0.0	0.0	14.4
1003	593804.01	4782636.37	0.10	0	N	2000	45.9	-16.4	0.0	17.8	0.0	0.0	11.7
1003	593804.01	4782636.37	0.10	0	N	2500	44.9	-16.4	0.0	19.4	0.0	0.0	9.1
1003	593804.01	4782636.37	0.10	0	N	3150	44.2	-16.4	0.0	19.7	0.0	0.0	8.2
1003	593804.01	4782636.37	0.10	0	N	4000	42.6	-16.4	0.0	18.5	0.0	0.0	7.7
1003	593804.01	4782636.37	0.10	0	N	5000	40.8	-16.4	0.0	17.3	0.0	0.0	7.0
1003	593804.01	4782636.37	0.10	0	N	6300	38.6	-16.4	0.0	17.3	0.0	0.0	4.9
1003	593804.01	4782636.37	0.10	0	N	8000	35.9	-16.4	0.0	17.3	0.0	0.0	2.2
1020	593829.71	4782628.38	0.10	0	D	50	20.8	-16.7	0.0	-6.0	0.0	0.0	10.1
1020	593829.71	4782628.38	0.10	0	D	63	28.4	-16.7	0.0	-5.9	0.0	0.0	17.5
1020	593829.71	4782628.38	0.10	0	D	80	32.6	-16.7	0.0	-5.9	0.0	0.0	21.8
1020	593829.71	4782628.38	0.10	0	D	100	34.8	-16.7	0.0	-5.8	0.0	0.0	23.9
1020	593829.71	4782628.38	0.10	0	D	125	36.3	-16.7	0.0	-5.7	0.0	0.0	25.2
1020	593829.71	4782628.38	0.10	0	D	160	37.8	-16.7	0.0	-5.5	0.0	0.0	26.6
1020	593829.71	4782628.38	0.10	0	D	200	39.7	-16.7	0.0	-5.2	0.0	0.0	28.2
1020	593829.71	4782628.38	0.10	0	D	250	42.7	-16.7	0.0	-4.7	0.0	0.0	30.7
1020	593829.71	4782628.38	0.10	0	D	315	43.4	-16.7	0.0	-3.9	0.0	0.0	30.5
1020	593829.71	4782628.38	0.10	0	D	400	44.2	-16.7	0.0	-2.5	0.0	0.0	29.9
1020	593829.71	4782628.38	0.10	0	D	500	46.6	-16.7	0.0	-0.4	0.0	0.0	30.3
1020	593829.71	4782628.38	0.10	0	D	630	48.4	-16.7	0.0	2.7	0.0	0.0	29.0
1020	593829.71	4782628.38	0.10	0	D	800	47.1	-16.7	0.0	6.6	0.0	0.0	23.8
1020	593829.71	4782628.38	0.10	0	D	1000	47.8	-16.7	0.0	9.5	0.0	0.0	21.6
1020	593829.71	4782628.38	0.10	0	D	1250	46.7	-16.7	0.0	11.3	0.0	0.0	18.7
1020	593829.71	4782628.38	0.10	0	D	1600	46.1	-16.7	0.0	13.2	0.0	0.0	16.2
1020	593829.71	4782628.38	0.10	0	D	2000	45.3	-16.7	0.0	15.1	0.0	0.0	13.5
1020	593829.71	4782628.38	0.10	0	D	2500	44.1	-16.7	0.0	16.5	0.0	0.0	10.8
1020	593829.71	4782628.38	0.10	0	D	3150	43.2	-16.7	0.0	16.6	0.0	0.0	9.9
1020	593829.71	4782628.38	0.10	0	D	4000	41.5	-16.7	0.0	15.1	0.0	0.0	9.7
1020	593829.71	4782628.38	0.10	0	D	5000	39.6	-16.7	0.0	13.6	0.0	0.0	9.3
1020	593829.71	4782628.38	0.10	0	D	6300	37.4	-16.7	0.0	13.6	0.0	0.0	7.1
1020	593829.71	4782628.38	0.10	0	D	8000	34.7	-16.7	0.0	13.6	0.0	0.0	4.4
1020	593829.71	4782628.38	0.10	0	D	10000	31.2	-16.7	0.0	13.6	0.0	0.0	0.9
1020	593829.71	4782628.38	0.10	0	N	50	21.9	-16.7	0.0	-6.0	0.0	0.0	11.1
1020	593829.71	4782628.38	0.10	0	N	63	29.2	-16.7	0.0	-5.9	0.0	0.0	18.3
1020	593829.71	4782628.38	0.10	0	N	80	33.4	-16.7	0.0	-5.9	0.0	0.0	22.5

Road, TNM, Name: "Rymal6 eastbound", ID: "!03!Rymal6_EB"													
Nr.	X	Y	Z	Refl.	DEN	Freq.	Lw	Ad	Aair	Agr	Afol	RL	Lr
	(m)	(m)	(m)			(Hz)	dB(A)	(dB)	(dB)	(dB)	(dB)	(dB)	dB(A)
1020	593829.71	4782628.38	0.10	0	N	100	35.7	-16.7	0.0	-5.8	0.0	0.0	24.7
1020	593829.71	4782628.38	0.10	0	N	125	37.2	-16.7	0.0	-5.7	0.0	0.0	26.2
1020	593829.71	4782628.38	0.10	0	N	160	38.9	-16.7	0.0	-5.5	0.0	0.0	27.7
1020	593829.71	4782628.38	0.10	0	N	200	40.9	-16.7	0.0	-5.2	0.0	0.0	29.4
1020	593829.71	4782628.38	0.10	0	N	250	44.2	-16.7	0.0	-4.7	0.0	0.0	32.1
1020	593829.71	4782628.38	0.10	0	N	315	44.7	-16.7	0.0	-3.9	0.0	0.0	31.8
1020	593829.71	4782628.38	0.10	0	N	400	45.1	-16.7	0.0	-2.5	0.0	0.0	30.8
1020	593829.71	4782628.38	0.10	0	N	500	47.5	-16.7	0.0	-0.4	0.0	0.0	31.2
1020	593829.71	4782628.38	0.10	0	N	630	49.0	-16.7	0.0	2.7	0.0	0.0	29.6
1020	593829.71	4782628.38	0.10	0	N	800	47.8	-16.7	0.0	6.6	0.0	0.0	24.5
1020	593829.71	4782628.38	0.10	0	N	1000	48.4	-16.7	0.0	9.5	0.0	0.0	22.2
1020	593829.71	4782628.38	0.10	0	N	1250	47.3	-16.7	0.0	11.3	0.0	0.0	19.3
1020	593829.71	4782628.38	0.10	0	N	1600	46.7	-16.7	0.0	13.2	0.0	0.0	16.7
1020	593829.71	4782628.38	0.10	0	N	2000	45.9	-16.7	0.0	15.1	0.0	0.0	14.1
1020	593829.71	4782628.38	0.10	0	N	2500	44.9	-16.7	0.0	16.5	0.0	0.0	11.6
1020	593829.71	4782628.38	0.10	0	N	3150	44.2	-16.7	0.0	16.6	0.0	0.0	10.9
1020	593829.71	4782628.38	0.10	0	N	4000	42.6	-16.7	0.0	15.1	0.0	0.0	10.7
1020	593829.71	4782628.38	0.10	0	N	5000	40.8	-16.7	0.0	13.6	0.0	0.0	10.5
1020	593829.71	4782628.38	0.10	0	N	6300	38.6	-16.7	0.0	13.6	0.0	0.0	8.3
1020	593829.71	4782628.38	0.10	0	N	8000	35.9	-16.7	0.0	13.6	0.0	0.0	5.6
1020	593829.71	4782628.38	0.10	0	N	10000	32.3	-16.7	0.0	13.6	0.0	0.0	2.0
1024	593846.84	4782623.04	0.10	0	D	50	20.8	-14.6	0.0	-6.0	0.0	0.0	12.3
1024	593846.84	4782623.04	0.10	0	D	63	28.4	-14.6	0.0	-5.9	0.0	0.0	19.7
1024	593846.84	4782623.04	0.10	0	D	80	32.6	-14.6	0.0	-5.9	0.0	0.0	24.0
1024	593846.84	4782623.04	0.10	0	D	100	34.8	-14.6	0.0	-5.8	0.0	0.0	26.1
1024	593846.84	4782623.04	0.10	0	D	125	36.3	-14.6	0.0	-5.7	0.0	0.0	27.4
1024	593846.84	4782623.04	0.10	0	D	160	37.8	-14.6	0.0	-5.6	0.0	0.0	28.8
1024	593846.84	4782623.04	0.10	0	D	200	39.7	-14.6	0.0	-5.3	0.0	0.0	30.4
1024	593846.84	4782623.04	0.10	0	D	250	42.7	-14.6	0.0	-4.9	0.0	0.0	33.0
1024	593846.84	4782623.04	0.10	0	D	315	43.4	-14.6	0.0	-4.1	0.0	0.0	33.0
1024	593846.84	4782623.04	0.10	0	D	400	44.2	-14.6	0.0	-3.0	0.0	0.0	32.6
1024	593846.84	4782623.04	0.10	0	D	500	46.6	-14.6	0.0	-1.3	0.0	0.0	33.4
1024	593846.84	4782623.04	0.10	0	D	630	48.4	-14.6	0.0	1.2	0.0	0.0	32.7
1024	593846.84	4782623.04	0.10	0	D	800	47.1	-14.6	0.0	4.4	0.0	0.0	28.2
1024	593846.84	4782623.04	0.10	0	D	1000	47.8	-14.6	0.0	7.2	0.0	0.0	26.1
1024	593846.84	4782623.04	0.10	0	D	1250	46.7	-14.6	0.0	9.1	0.0	0.0	23.0
1024	593846.84	4782623.04	0.10	0	D	1600	46.1	-14.6	0.0	11.1	0.0	0.0	20.5
1024	593846.84	4782623.04	0.10	0	D	2000	45.3	-14.6	0.0	13.0	0.0	0.0	17.8
1024	593846.84	4782623.04	0.10	0	D	2500	44.1	-14.6	0.0	14.4	0.0	0.0	15.1
1024	593846.84	4782623.04	0.10	0	D	3150	43.2	-14.6	0.0	14.4	0.0	0.0	14.3
1024	593846.84	4782623.04	0.10	0	D	4000	41.5	-14.6	0.0	12.7	0.0	0.0	14.3
1024	593846.84	4782623.04	0.10	0	D	5000	39.6	-14.6	0.0	10.9	0.0	0.0	14.2
1024	593846.84	4782623.04	0.10	0	D	6300	37.4	-14.6	0.0	10.9	0.0	0.0	12.0
1024	593846.84	4782623.04	0.10	0	D	8000	34.7	-14.6	0.0	10.9	0.0	0.0	9.3
1024	593846.84	4782623.04	0.10	0	D	10000	31.2	-14.6	0.0	10.9	0.0	0.0	5.8
1024	593846.84	4782623.04	0.10	0	N	50	21.9	-14.6	0.0	-6.0	0.0	0.0	13.3
1024	593846.84	4782623.04	0.10	0	N	63	29.2	-14.6	0.0	-5.9	0.0	0.0	20.5
1024	593846.84	4782623.04	0.10	0	N	80	33.4	-14.6	0.0	-5.9	0.0	0.0	24.7
1024	593846.84	4782623.04	0.10	0	N	100	35.7	-14.6	0.0	-5.8	0.0	0.0	26.9
1024	593846.84	4782623.04	0.10	0	N	125	37.2	-14.6	0.0	-5.7	0.0	0.0	28.4
1024	593846.84	4782623.04	0.10	0	N	160	38.9	-14.6	0.0	-5.6	0.0	0.0	29.9
1024	593846.84	4782623.04	0.10	0	N	200	40.9	-14.6	0.0	-5.3	0.0	0.0	31.7
1024	593846.84	4782623.04	0.10	0	N	250	44.2	-14.6	0.0	-4.9	0.0	0.0	34.5
1024	593846.84	4782623.04	0.10	0	N	315	44.7	-14.6	0.0	-4.1	0.0	0.0	34.3
1024	593846.84	4782623.04	0.10	0	N	400	45.1	-14.6	0.0	-3.0	0.0	0.0	33.5
1024	593846.84	4782623.04	0.10	0	N	500	47.5	-14.6	0.0	-1.3	0.0	0.0	34.2
1024	593846.84	4782623.04	0.10	0	N	630	49.0	-14.6	0.0	1.2	0.0	0.0	33.3
1024	593846.84	4782623.04	0.10	0	N	800	47.8	-14.6	0.0	4.4	0.0	0.0	28.9
1024	593846.84	4782623.04	0.10	0	N	1000	48.4	-14.6	0.0	7.2	0.0	0.0	26.7
1024	593846.84	4782623.04	0.10	0	N	1250	47.3	-14.6	0.0	9.1	0.0	0.0	23.6
1024	593846.84	4782623.04	0.10	0	N	1600	46.7	-14.6	0.0	11.1	0.0	0.0	21.0
1024	593846.84	4782623.04	0.10	0	N	2000	45.9	-14.6	0.0	13.0	0.0	0.0	18.4
1024	593846.84	4782623.04	0.10	0	N	2500	44.9	-14.6	0.0	14.4	0.0	0.0	15.9

Road, TNM, Name: "Rymal6 eastbound", ID: "!03!Rymal6_EB"													
Nr.	X	Y	Z	Refl.	DEN	Freq.	Lw	Ad	Aair	Agr	Afol	RL	Lr
	(m)	(m)	(m)			(Hz)	dB(A)	(dB)	(dB)	(dB)	(dB)	(dB)	dB(A)
1024	593846.84	4782623.04	0.10	0	N	3150	44.2	-14.6	0.0	14.4	0.0	0.0	15.3
1024	593846.84	4782623.04	0.10	0	N	4000	42.6	-14.6	0.0	12.7	0.0	0.0	15.4
1024	593846.84	4782623.04	0.10	0	N	5000	40.8	-14.6	0.0	10.9	0.0	0.0	15.3
1024	593846.84	4782623.04	0.10	0	N	6300	38.6	-14.6	0.0	10.9	0.0	0.0	13.2
1024	593846.84	4782623.04	0.10	0	N	8000	35.9	-14.6	0.0	10.9	0.0	0.0	10.5
1024	593846.84	4782623.04	0.10	0	N	10000	32.3	-14.6	0.0	10.9	0.0	0.0	6.9
1054	593863.97	4782617.71	0.10	0	D	50	20.8	-12.4	0.0	-6.0	0.0	0.0	14.4
1054	593863.97	4782617.71	0.10	0	D	63	28.4	-12.4	0.0	-5.9	0.0	0.0	21.9
1054	593863.97	4782617.71	0.10	0	D	80	32.6	-12.4	0.0	-5.9	0.0	0.0	26.1
1054	593863.97	4782617.71	0.10	0	D	100	34.8	-12.4	0.0	-5.8	0.0	0.0	28.3
1054	593863.97	4782617.71	0.10	0	D	125	36.3	-12.4	0.0	-5.8	0.0	0.0	29.6
1054	593863.97	4782617.71	0.10	0	D	160	37.8	-12.4	0.0	-5.6	0.0	0.0	31.0
1054	593863.97	4782617.71	0.10	0	D	200	39.7	-12.4	0.0	-5.4	0.0	0.0	32.6
1054	593863.97	4782617.71	0.10	0	D	250	42.7	-12.4	0.0	-5.0	0.0	0.0	35.2
1054	593863.97	4782617.71	0.10	0	D	315	43.4	-12.4	0.0	-4.4	0.0	0.0	35.3
1054	593863.97	4782617.71	0.10	0	D	400	44.2	-12.4	0.0	-3.4	0.0	0.0	35.2
1054	593863.97	4782617.71	0.10	0	D	500	46.6	-12.4	0.0	-2.1	0.0	0.0	36.3
1054	593863.97	4782617.71	0.10	0	D	630	48.4	-12.4	0.0	-0.1	0.0	0.0	36.0
1054	593863.97	4782617.71	0.10	0	D	800	47.1	-12.4	0.0	2.5	0.0	0.0	32.1
1054	593863.97	4782617.71	0.10	0	D	1000	47.8	-12.4	0.0	5.0	0.0	0.0	30.3
1054	593863.97	4782617.71	0.10	0	D	1250	46.7	-12.4	0.0	7.1	0.0	0.0	27.2
1054	593863.97	4782617.71	0.10	0	D	1600	46.1	-12.4	0.0	9.1	0.0	0.0	24.6
1054	593863.97	4782617.71	0.10	0	D	2000	45.3	-12.4	0.0	11.0	0.0	0.0	21.9
1054	593863.97	4782617.71	0.10	0	D	2500	44.1	-12.4	0.0	12.4	0.0	0.0	19.3
1054	593863.97	4782617.71	0.10	0	D	3150	43.2	-12.4	0.0	12.2	0.0	0.0	18.6
1054	593863.97	4782617.71	0.10	0	D	4000	41.5	-12.4	0.0	10.4	0.0	0.0	18.7
1054	593863.97	4782617.71	0.10	0	D	5000	39.6	-12.4	0.0	8.4	0.0	0.0	18.8
1054	593863.97	4782617.71	0.10	0	D	6300	37.4	-12.4	0.0	8.4	0.0	0.0	16.6
1054	593863.97	4782617.71	0.10	0	D	8000	34.7	-12.4	0.0	8.4	0.0	0.0	13.9
1054	593863.97	4782617.71	0.10	0	D	10000	31.2	-12.4	0.0	8.4	0.0	0.0	10.4
1054	593863.97	4782617.71	0.10	0	N	50	21.9	-12.4	0.0	-6.0	0.0	0.0	15.5
1054	593863.97	4782617.71	0.10	0	N	63	29.2	-12.4	0.0	-5.9	0.0	0.0	22.7
1054	593863.97	4782617.71	0.10	0	N	80	33.4	-12.4	0.0	-5.9	0.0	0.0	26.8
1054	593863.97	4782617.71	0.10	0	N	100	35.7	-12.4	0.0	-5.8	0.0	0.0	29.1
1054	593863.97	4782617.71	0.10	0	N	125	37.2	-12.4	0.0	-5.8	0.0	0.0	30.5
1054	593863.97	4782617.71	0.10	0	N	160	38.9	-12.4	0.0	-5.6	0.0	0.0	32.1
1054	593863.97	4782617.71	0.10	0	N	200	40.9	-12.4	0.0	-5.4	0.0	0.0	33.9
1054	593863.97	4782617.71	0.10	0	N	250	44.2	-12.4	0.0	-5.0	0.0	0.0	36.7
1054	593863.97	4782617.71	0.10	0	N	315	44.7	-12.4	0.0	-4.4	0.0	0.0	36.6
1054	593863.97	4782617.71	0.10	0	N	400	45.1	-12.4	0.0	-3.4	0.0	0.0	36.0
1054	593863.97	4782617.71	0.10	0	N	500	47.5	-12.4	0.0	-2.1	0.0	0.0	37.1
1054	593863.97	4782617.71	0.10	0	N	630	49.0	-12.4	0.0	-0.1	0.0	0.0	36.6
1054	593863.97	4782617.71	0.10	0	N	800	47.8	-12.4	0.0	2.5	0.0	0.0	32.8
1054	593863.97	4782617.71	0.10	0	N	1000	48.4	-12.4	0.0	5.0	0.0	0.0	30.9
1054	593863.97	4782617.71	0.10	0	N	1250	47.3	-12.4	0.0	7.1	0.0	0.0	27.8
1054	593863.97	4782617.71	0.10	0	N	1600	46.7	-12.4	0.0	9.1	0.0	0.0	25.1
1054	593863.97	4782617.71	0.10	0	N	2000	45.9	-12.4	0.0	11.0	0.0	0.0	22.5
1054	593863.97	4782617.71	0.10	0	N	2500	44.9	-12.4	0.0	12.4	0.0	0.0	20.1
1054	593863.97	4782617.71	0.10	0	N	3150	44.2	-12.4	0.0	12.2	0.0	0.0	19.6
1054	593863.97	4782617.71	0.10	0	N	4000	42.6	-12.4	0.0	10.4	0.0	0.0	19.8
1054	593863.97	4782617.71	0.10	0	N	5000	40.8	-12.4	0.0	8.4	0.0	0.0	20.0
1054	593863.97	4782617.71	0.10	0	N	6300	38.6	-12.4	0.0	8.4	0.0	0.0	17.9
1054	593863.97	4782617.71	0.10	0	N	8000	35.9	-12.4	0.0	8.4	0.0	0.0	15.1
1054	593863.97	4782617.71	0.10	0	N	10000	32.3	-12.4	0.0	8.4	0.0	0.0	11.5
1069	593876.82	4782613.72	0.10	0	D	50	20.8	-14.4	0.0	-6.0	0.0	0.0	12.4
1069	593876.82	4782613.72	0.10	0	D	63	28.4	-14.4	0.0	-5.9	0.0	0.0	19.9
1069	593876.82	4782613.72	0.10	0	D	80	32.6	-14.4	0.0	-5.9	0.0	0.0	24.1
1069	593876.82	4782613.72	0.10	0	D	100	34.8	-14.4	0.0	-5.8	0.0	0.0	26.3
1069	593876.82	4782613.72	0.10	0	D	125	36.3	-14.4	0.0	-5.8	0.0	0.0	27.6
1069	593876.82	4782613.72	0.10	0	D	160	37.8	-14.4	0.0	-5.6	0.0	0.0	29.1
1069	593876.82	4782613.72	0.10	0	D	200	39.7	-14.4	0.0	-5.4	0.0	0.0	30.7
1069	593876.82	4782613.72	0.10	0	D	250	42.7	-14.4	0.0	-5.0	0.0	0.0	33.3
1069	593876.82	4782613.72	0.10	0	D	315	43.4	-14.4	0.0	-4.5	0.0	0.0	33.5

Road, TNM, Name: "Rymal6 eastbound", ID: "!03!Rymal6_EB"													
Nr.	X	Y	Z	Refl.	DEN	Freq.	Lw	Ad	Aair	Agr	Afol	RL	Lr
	(m)	(m)	(m)			(Hz)	dB(A)	(dB)	(dB)	(dB)	(dB)	(dB)	dB(A)
1069	593876.82	4782613.72	0.10	0	D	400	44.2	-14.4	0.0	-3.6	0.0	0.0	33.4
1069	593876.82	4782613.72	0.10	0	D	500	46.6	-14.4	0.0	-2.3	0.0	0.0	34.6
1069	593876.82	4782613.72	0.10	0	D	630	48.4	-14.4	0.0	-0.6	0.0	0.0	34.6
1069	593876.82	4782613.72	0.10	0	D	800	47.1	-14.4	0.0	1.8	0.0	0.0	30.9
1069	593876.82	4782613.72	0.10	0	D	1000	47.8	-14.4	0.0	4.1	0.0	0.0	29.3
1069	593876.82	4782613.72	0.10	0	D	1250	46.7	-14.4	0.0	6.2	0.0	0.0	26.2
1069	593876.82	4782613.72	0.10	0	D	1600	46.1	-14.4	0.0	8.2	0.0	0.0	23.5
1069	593876.82	4782613.72	0.10	0	D	2000	45.3	-14.4	0.0	10.0	0.0	0.0	20.9
1069	593876.82	4782613.72	0.10	0	D	2500	44.1	-14.4	0.0	11.4	0.0	0.0	18.3
1069	593876.82	4782613.72	0.10	0	D	3150	43.2	-14.4	0.0	11.3	0.0	0.0	17.6
1069	593876.82	4782613.72	0.10	0	D	4000	41.5	-14.4	0.0	9.4	0.0	0.0	17.8
1069	593876.82	4782613.72	0.10	0	D	5000	39.6	-14.4	0.0	7.2	0.0	0.0	18.0
1069	593876.82	4782613.72	0.10	0	D	6300	37.4	-14.4	0.0	7.2	0.0	0.0	15.8
1069	593876.82	4782613.72	0.10	0	D	8000	34.7	-14.4	0.0	7.2	0.0	0.0	13.0
1069	593876.82	4782613.72	0.10	0	D	10000	31.2	-14.4	0.0	7.2	0.0	0.0	9.6
1069	593876.82	4782613.72	0.10	0	N	50	21.9	-14.4	0.0	-6.0	0.0	0.0	13.5
1069	593876.82	4782613.72	0.10	0	N	63	29.2	-14.4	0.0	-5.9	0.0	0.0	20.7
1069	593876.82	4782613.72	0.10	0	N	80	33.4	-14.4	0.0	-5.9	0.0	0.0	24.9
1069	593876.82	4782613.72	0.10	0	N	100	35.7	-14.4	0.0	-5.8	0.0	0.0	27.1
1069	593876.82	4782613.72	0.10	0	N	125	37.2	-14.4	0.0	-5.8	0.0	0.0	28.6
1069	593876.82	4782613.72	0.10	0	N	160	38.9	-14.4	0.0	-5.6	0.0	0.0	30.2
1069	593876.82	4782613.72	0.10	0	N	200	40.9	-14.4	0.0	-5.4	0.0	0.0	31.9
1069	593876.82	4782613.72	0.10	0	N	250	44.2	-14.4	0.0	-5.0	0.0	0.0	34.8
1069	593876.82	4782613.72	0.10	0	N	315	44.7	-14.4	0.0	-4.5	0.0	0.0	34.7
1069	593876.82	4782613.72	0.10	0	N	400	45.1	-14.4	0.0	-3.6	0.0	0.0	34.2
1069	593876.82	4782613.72	0.10	0	N	500	47.5	-14.4	0.0	-2.3	0.0	0.0	35.4
1069	593876.82	4782613.72	0.10	0	N	630	49.0	-14.4	0.0	-0.6	0.0	0.0	35.1
1069	593876.82	4782613.72	0.10	0	N	800	47.8	-14.4	0.0	1.8	0.0	0.0	31.6
1069	593876.82	4782613.72	0.10	0	N	1000	48.4	-14.4	0.0	4.1	0.0	0.0	29.9
1069	593876.82	4782613.72	0.10	0	N	1250	47.3	-14.4	0.0	6.2	0.0	0.0	26.8
1069	593876.82	4782613.72	0.10	0	N	1600	46.7	-14.4	0.0	8.2	0.0	0.0	24.1
1069	593876.82	4782613.72	0.10	0	N	2000	45.9	-14.4	0.0	10.0	0.0	0.0	21.5
1069	593876.82	4782613.72	0.10	0	N	2500	44.9	-14.4	0.0	11.4	0.0	0.0	19.0
1069	593876.82	4782613.72	0.10	0	N	3150	44.2	-14.4	0.0	11.3	0.0	0.0	18.6
1069	593876.82	4782613.72	0.10	0	N	4000	42.6	-14.4	0.0	9.4	0.0	0.0	18.9
1069	593876.82	4782613.72	0.10	0	N	5000	40.8	-14.4	0.0	7.2	0.0	0.0	19.1
1069	593876.82	4782613.72	0.10	0	N	6300	38.6	-14.4	0.0	7.2	0.0	0.0	17.0
1069	593876.82	4782613.72	0.10	0	N	8000	35.9	-14.4	0.0	7.2	0.0	0.0	14.3
1069	593876.82	4782613.72	0.10	0	N	10000	32.3	-14.4	0.0	7.2	0.0	0.0	10.6
1084	593885.38	4782611.05	0.10	0	D	50	20.8	-14.3	0.0	-6.0	0.0	0.0	12.5
1084	593885.38	4782611.05	0.10	0	D	63	28.4	-14.3	0.0	-5.9	0.0	0.0	20.0
1084	593885.38	4782611.05	0.10	0	D	80	32.6	-14.3	0.0	-5.9	0.0	0.0	24.2
1084	593885.38	4782611.05	0.10	0	D	100	34.8	-14.3	0.0	-5.8	0.0	0.0	26.4
1084	593885.38	4782611.05	0.10	0	D	125	36.3	-14.3	0.0	-5.8	0.0	0.0	27.7
1084	593885.38	4782611.05	0.10	0	D	160	37.8	-14.3	0.0	-5.6	0.0	0.0	29.1
1084	593885.38	4782611.05	0.10	0	D	200	39.7	-14.3	0.0	-5.4	0.0	0.0	30.7
1084	593885.38	4782611.05	0.10	0	D	250	42.7	-14.3	0.0	-5.0	0.0	0.0	33.4
1084	593885.38	4782611.05	0.10	0	D	315	43.4	-14.3	0.0	-4.5	0.0	0.0	33.5
1084	593885.38	4782611.05	0.10	0	D	400	44.2	-14.3	0.0	-3.6	0.0	0.0	33.4
1084	593885.38	4782611.05	0.10	0	D	500	46.6	-14.3	0.0	-2.4	0.0	0.0	34.7
1084	593885.38	4782611.05	0.10	0	D	630	48.4	-14.3	0.0	-0.6	0.0	0.0	34.7
1084	593885.38	4782611.05	0.10	0	D	800	47.1	-14.3	0.0	1.7	0.0	0.0	31.0
1084	593885.38	4782611.05	0.10	0	D	1000	47.8	-14.3	0.0	4.1	0.0	0.0	29.4
1084	593885.38	4782611.05	0.10	0	D	1250	46.7	-14.3	0.0	6.1	0.0	0.0	26.3
1084	593885.38	4782611.05	0.10	0	D	1600	46.1	-14.3	0.0	8.1	0.0	0.0	23.7
1084	593885.38	4782611.05	0.10	0	D	2000	45.3	-14.3	0.0	10.0	0.0	0.0	21.0
1084	593885.38	4782611.05	0.10	0	D	2500	44.1	-14.3	0.0	11.4	0.0	0.0	18.4
1084	593885.38	4782611.05	0.10	0	D	3150	43.2	-14.3	0.0	11.2	0.0	0.0	17.7
1084	593885.38	4782611.05	0.10	0	D	4000	41.5	-14.3	0.0	9.3	0.0	0.0	17.9
1084	593885.38	4782611.05	0.10	0	D	5000	39.6	-14.3	0.0	7.2	0.0	0.0	18.1
1084	593885.38	4782611.05	0.10	0	D	6300	37.4	-14.3	0.0	7.2	0.0	0.0	15.9
1084	593885.38	4782611.05	0.10	0	D	8000	34.7	-14.3	0.0	7.2	0.0	0.0	13.2
1084	593885.38	4782611.05	0.10	0	D	10000	31.2	-14.3	0.0	7.2	0.0	0.0	9.7

Road, TNM, Name: "Rymal6 eastbound", ID: "!03!Rymal6_EB"													
Nr.	X	Y	Z	Refl.	DEN	Freq.	Lw	Ad	Aair	Agr	Afol	RL	Lr
	(m)	(m)	(m)			(Hz)	dB(A)	(dB)	(dB)	(dB)	(dB)	(dB)	dB(A)
1084	593885.38	4782611.05	0.10	0	N	50	21.9	-14.3	0.0	-6.0	0.0	0.0	13.5
1084	593885.38	4782611.05	0.10	0	N	63	29.2	-14.3	0.0	-5.9	0.0	0.0	20.8
1084	593885.38	4782611.05	0.10	0	N	80	33.4	-14.3	0.0	-5.9	0.0	0.0	24.9
1084	593885.38	4782611.05	0.10	0	N	100	35.7	-14.3	0.0	-5.8	0.0	0.0	27.2
1084	593885.38	4782611.05	0.10	0	N	125	37.2	-14.3	0.0	-5.8	0.0	0.0	28.6
1084	593885.38	4782611.05	0.10	0	N	160	38.9	-14.3	0.0	-5.6	0.0	0.0	30.2
1084	593885.38	4782611.05	0.10	0	N	200	40.9	-14.3	0.0	-5.4	0.0	0.0	32.0
1084	593885.38	4782611.05	0.10	0	N	250	44.2	-14.3	0.0	-5.0	0.0	0.0	34.9
1084	593885.38	4782611.05	0.10	0	N	315	44.7	-14.3	0.0	-4.5	0.0	0.0	34.8
1084	593885.38	4782611.05	0.10	0	N	400	45.1	-14.3	0.0	-3.6	0.0	0.0	34.3
1084	593885.38	4782611.05	0.10	0	N	500	47.5	-14.3	0.0	-2.4	0.0	0.0	35.5
1084	593885.38	4782611.05	0.10	0	N	630	49.0	-14.3	0.0	-0.6	0.0	0.0	35.2
1084	593885.38	4782611.05	0.10	0	N	800	47.8	-14.3	0.0	1.7	0.0	0.0	31.7
1084	593885.38	4782611.05	0.10	0	N	1000	48.4	-14.3	0.0	4.1	0.0	0.0	30.0
1084	593885.38	4782611.05	0.10	0	N	1250	47.3	-14.3	0.0	6.1	0.0	0.0	26.9
1084	593885.38	4782611.05	0.10	0	N	1600	46.7	-14.3	0.0	8.1	0.0	0.0	24.2
1084	593885.38	4782611.05	0.10	0	N	2000	45.9	-14.3	0.0	10.0	0.0	0.0	21.6
1084	593885.38	4782611.05	0.10	0	N	2500	44.9	-14.3	0.0	11.4	0.0	0.0	19.2
1084	593885.38	4782611.05	0.10	0	N	3150	44.2	-14.3	0.0	11.2	0.0	0.0	18.7
1084	593885.38	4782611.05	0.10	0	N	4000	42.6	-14.3	0.0	9.3	0.0	0.0	19.0
1084	593885.38	4782611.05	0.10	0	N	5000	40.8	-14.3	0.0	7.2	0.0	0.0	19.3
1084	593885.38	4782611.05	0.10	0	N	6300	38.6	-14.3	0.0	7.2	0.0	0.0	17.1
1084	593885.38	4782611.05	0.10	0	N	8000	35.9	-14.3	0.0	7.2	0.0	0.0	14.4
1084	593885.38	4782611.05	0.10	0	N	10000	32.3	-14.3	0.0	7.2	0.0	0.0	10.8
1099	593898.23	4782607.05	0.10	0	D	50	20.8	-12.2	0.0	-6.0	0.0	0.0	14.6
1099	593898.23	4782607.05	0.10	0	D	63	28.4	-12.2	0.0	-5.9	0.0	0.0	22.1
1099	593898.23	4782607.05	0.10	0	D	80	32.6	-12.2	0.0	-5.9	0.0	0.0	26.3
1099	593898.23	4782607.05	0.10	0	D	100	34.8	-12.2	0.0	-5.8	0.0	0.0	28.5
1099	593898.23	4782607.05	0.10	0	D	125	36.3	-12.2	0.0	-5.8	0.0	0.0	29.8
1099	593898.23	4782607.05	0.10	0	D	160	37.8	-12.2	0.0	-5.6	0.0	0.0	31.2
1099	593898.23	4782607.05	0.10	0	D	200	39.7	-12.2	0.0	-5.4	0.0	0.0	32.8
1099	593898.23	4782607.05	0.10	0	D	250	42.7	-12.2	0.0	-5.0	0.0	0.0	35.4
1099	593898.23	4782607.05	0.10	0	D	315	43.4	-12.2	0.0	-4.4	0.0	0.0	35.5
1099	593898.23	4782607.05	0.10	0	D	400	44.2	-12.2	0.0	-3.4	0.0	0.0	35.4
1099	593898.23	4782607.05	0.10	0	D	500	46.6	-12.2	0.0	-2.1	0.0	0.0	36.5
1099	593898.23	4782607.05	0.10	0	D	630	48.4	-12.2	0.0	-0.2	0.0	0.0	36.3
1099	593898.23	4782607.05	0.10	0	D	800	47.1	-12.2	0.0	2.4	0.0	0.0	32.5
1099	593898.23	4782607.05	0.10	0	D	1000	47.8	-12.2	0.0	4.9	0.0	0.0	30.7
1099	593898.23	4782607.05	0.10	0	D	1250	46.7	-12.2	0.0	6.9	0.0	0.0	27.6
1099	593898.23	4782607.05	0.10	0	D	1600	46.1	-12.2	0.0	8.9	0.0	0.0	25.0
1099	593898.23	4782607.05	0.10	0	D	2000	45.3	-12.2	0.0	10.8	0.0	0.0	22.3
1099	593898.23	4782607.05	0.10	0	D	2500	44.1	-12.2	0.0	12.2	0.0	0.0	19.7
1099	593898.23	4782607.05	0.10	0	D	3150	43.2	-12.2	0.0	12.0	0.0	0.0	19.0
1099	593898.23	4782607.05	0.10	0	D	4000	41.5	-12.2	0.0	10.2	0.0	0.0	19.1
1099	593898.23	4782607.05	0.10	0	D	5000	39.6	-12.2	0.0	8.2	0.0	0.0	19.2
1099	593898.23	4782607.05	0.10	0	D	6300	37.4	-12.2	0.0	8.2	0.0	0.0	17.0
1099	593898.23	4782607.05	0.10	0	D	8000	34.7	-12.2	0.0	8.2	0.0	0.0	14.3
1099	593898.23	4782607.05	0.10	0	D	10000	31.2	-12.2	0.0	8.2	0.0	0.0	10.8
1099	593898.23	4782607.05	0.10	0	N	50	21.9	-12.2	0.0	-6.0	0.0	0.0	15.6
1099	593898.23	4782607.05	0.10	0	N	63	29.2	-12.2	0.0	-5.9	0.0	0.0	22.9
1099	593898.23	4782607.05	0.10	0	N	80	33.4	-12.2	0.0	-5.9	0.0	0.0	27.0
1099	593898.23	4782607.05	0.10	0	N	100	35.7	-12.2	0.0	-5.8	0.0	0.0	29.3
1099	593898.23	4782607.05	0.10	0	N	125	37.2	-12.2	0.0	-5.8	0.0	0.0	30.7
1099	593898.23	4782607.05	0.10	0	N	160	38.9	-12.2	0.0	-5.6	0.0	0.0	32.3
1099	593898.23	4782607.05	0.10	0	N	200	40.9	-12.2	0.0	-5.4	0.0	0.0	34.1
1099	593898.23	4782607.05	0.10	0	N	250	44.2	-12.2	0.0	-5.0	0.0	0.0	36.9
1099	593898.23	4782607.05	0.10	0	N	315	44.7	-12.2	0.0	-4.4	0.0	0.0	36.8
1099	593898.23	4782607.05	0.10	0	N	400	45.1	-12.2	0.0	-3.4	0.0	0.0	36.3
1099	593898.23	4782607.05	0.10	0	N	500	47.5	-12.2	0.0	-2.1	0.0	0.0	37.3
1099	593898.23	4782607.05	0.10	0	N	630	49.0	-12.2	0.0	-0.2	0.0	0.0	36.9
1099	593898.23	4782607.05	0.10	0	N	800	47.8	-12.2	0.0	2.4	0.0	0.0	33.2
1099	593898.23	4782607.05	0.10	0	N	1000	48.4	-12.2	0.0	4.9	0.0	0.0	31.3
1099	593898.23	4782607.05	0.10	0	N	1250	47.3	-12.2	0.0	6.9	0.0	0.0	28.2

Road, TNM, Name: "Rymal6 eastbound", ID: "!03!Rymal6_EB"													
Nr.	X	Y	Z	Refl.	DEN	Freq.	Lw	Ad	Aair	Agr	Afol	RL	Lr
	(m)	(m)	(m)			(Hz)	dB(A)	(dB)	(dB)	(dB)	(dB)	(dB)	dB(A)
1099	593898.23	4782607.05	0.10	0	N	1600	46.7	-12.2	0.0	8.9	0.0	0.0	25.5
1099	593898.23	4782607.05	0.10	0	N	2000	45.9	-12.2	0.0	10.8	0.0	0.0	22.9
1099	593898.23	4782607.05	0.10	0	N	2500	44.9	-12.2	0.0	12.2	0.0	0.0	20.5
1099	593898.23	4782607.05	0.10	0	N	3150	44.2	-12.2	0.0	12.0	0.0	0.0	20.0
1099	593898.23	4782607.05	0.10	0	N	4000	42.6	-12.2	0.0	10.2	0.0	0.0	20.2
1099	593898.23	4782607.05	0.10	0	N	5000	40.8	-12.2	0.0	8.2	0.0	0.0	20.4
1099	593898.23	4782607.05	0.10	0	N	6300	38.6	-12.2	0.0	8.2	0.0	0.0	18.3
1099	593898.23	4782607.05	0.10	0	N	8000	35.9	-12.2	0.0	8.2	0.0	0.0	15.5
1099	593898.23	4782607.05	0.10	0	N	10000	32.3	-12.2	0.0	8.2	0.0	0.0	11.9
1114	593915.36	4782601.72	0.10	0	D	50	20.8	-14.3	0.0	-6.0	0.0	0.0	12.5
1114	593915.36	4782601.72	0.10	0	D	63	28.4	-14.3	0.0	-5.9	0.0	0.0	20.0
1114	593915.36	4782601.72	0.10	0	D	80	32.6	-14.3	0.0	-5.9	0.0	0.0	24.2
1114	593915.36	4782601.72	0.10	0	D	100	34.8	-14.3	0.0	-5.8	0.0	0.0	26.4
1114	593915.36	4782601.72	0.10	0	D	125	36.3	-14.3	0.0	-5.7	0.0	0.0	27.7
1114	593915.36	4782601.72	0.10	0	D	160	37.8	-14.3	0.0	-5.6	0.0	0.0	29.1
1114	593915.36	4782601.72	0.10	0	D	200	39.7	-14.3	0.0	-5.3	0.0	0.0	30.7
1114	593915.36	4782601.72	0.10	0	D	250	42.7	-14.3	0.0	-4.9	0.0	0.0	33.2
1114	593915.36	4782601.72	0.10	0	D	315	43.4	-14.3	0.0	-4.2	0.0	0.0	33.3
1114	593915.36	4782601.72	0.10	0	D	400	44.2	-14.3	0.0	-3.0	0.0	0.0	32.9
1114	593915.36	4782601.72	0.10	0	D	500	46.6	-14.3	0.0	-1.4	0.0	0.0	33.7
1114	593915.36	4782601.72	0.10	0	D	630	48.4	-14.3	0.0	1.0	0.0	0.0	33.1
1114	593915.36	4782601.72	0.10	0	D	800	47.1	-14.3	0.0	4.2	0.0	0.0	28.6
1114	593915.36	4782601.72	0.10	0	D	1000	47.8	-14.3	0.0	6.9	0.0	0.0	26.6
1114	593915.36	4782601.72	0.10	0	D	1250	46.7	-14.3	0.0	8.9	0.0	0.0	23.5
1114	593915.36	4782601.72	0.10	0	D	1600	46.1	-14.3	0.0	10.9	0.0	0.0	20.9
1114	593915.36	4782601.72	0.10	0	D	2000	45.3	-14.3	0.0	12.7	0.0	0.0	18.3
1114	593915.36	4782601.72	0.10	0	D	2500	44.1	-14.3	0.0	14.2	0.0	0.0	15.6
1114	593915.36	4782601.72	0.10	0	D	3150	43.2	-14.3	0.0	14.1	0.0	0.0	14.8
1114	593915.36	4782601.72	0.10	0	D	4000	41.5	-14.3	0.0	12.4	0.0	0.0	14.8
1114	593915.36	4782601.72	0.10	0	D	5000	39.6	-14.3	0.0	10.6	0.0	0.0	14.7
1114	593915.36	4782601.72	0.10	0	D	6300	37.4	-14.3	0.0	10.6	0.0	0.0	12.5
1114	593915.36	4782601.72	0.10	0	D	8000	34.7	-14.3	0.0	10.6	0.0	0.0	9.8
1114	593915.36	4782601.72	0.10	0	D	10000	31.2	-14.3	0.0	10.6	0.0	0.0	6.3
1114	593915.36	4782601.72	0.10	0	N	50	21.9	-14.3	0.0	-6.0	0.0	0.0	13.6
1114	593915.36	4782601.72	0.10	0	N	63	29.2	-14.3	0.0	-5.9	0.0	0.0	20.8
1114	593915.36	4782601.72	0.10	0	N	80	33.4	-14.3	0.0	-5.9	0.0	0.0	24.9
1114	593915.36	4782601.72	0.10	0	N	100	35.7	-14.3	0.0	-5.8	0.0	0.0	27.2
1114	593915.36	4782601.72	0.10	0	N	125	37.2	-14.3	0.0	-5.7	0.0	0.0	28.6
1114	593915.36	4782601.72	0.10	0	N	160	38.9	-14.3	0.0	-5.6	0.0	0.0	30.2
1114	593915.36	4782601.72	0.10	0	N	200	40.9	-14.3	0.0	-5.3	0.0	0.0	31.9
1114	593915.36	4782601.72	0.10	0	N	250	44.2	-14.3	0.0	-4.9	0.0	0.0	34.7
1114	593915.36	4782601.72	0.10	0	N	315	44.7	-14.3	0.0	-4.2	0.0	0.0	34.5
1114	593915.36	4782601.72	0.10	0	N	400	45.1	-14.3	0.0	-3.0	0.0	0.0	33.8
1114	593915.36	4782601.72	0.10	0	N	500	47.5	-14.3	0.0	-1.4	0.0	0.0	34.6
1114	593915.36	4782601.72	0.10	0	N	630	49.0	-14.3	0.0	1.0	0.0	0.0	33.6
1114	593915.36	4782601.72	0.10	0	N	800	47.8	-14.3	0.0	4.2	0.0	0.0	29.3
1114	593915.36	4782601.72	0.10	0	N	1000	48.4	-14.3	0.0	6.9	0.0	0.0	27.2
1114	593915.36	4782601.72	0.10	0	N	1250	47.3	-14.3	0.0	8.9	0.0	0.0	24.1
1114	593915.36	4782601.72	0.10	0	N	1600	46.7	-14.3	0.0	10.9	0.0	0.0	21.5
1114	593915.36	4782601.72	0.10	0	N	2000	45.9	-14.3	0.0	12.7	0.0	0.0	18.9
1114	593915.36	4782601.72	0.10	0	N	2500	44.9	-14.3	0.0	14.2	0.0	0.0	16.4
1114	593915.36	4782601.72	0.10	0	N	3150	44.2	-14.3	0.0	14.1	0.0	0.0	15.8
1114	593915.36	4782601.72	0.10	0	N	4000	42.6	-14.3	0.0	12.4	0.0	0.0	15.9
1114	593915.36	4782601.72	0.10	0	N	5000	40.8	-14.3	0.0	10.6	0.0	0.0	15.9
1114	593915.36	4782601.72	0.10	0	N	6300	38.6	-14.3	0.0	10.6	0.0	0.0	13.7
1114	593915.36	4782601.72	0.10	0	N	8000	35.9	-14.3	0.0	10.6	0.0	0.0	11.0
1114	593915.36	4782601.72	0.10	0	N	10000	32.3	-14.3	0.0	10.6	0.0	0.0	7.4
1130	593935.67	4782595.40	0.10	0	D	50	20.8	-15.5	0.0	-6.0	0.0	0.0	11.3
1130	593935.67	4782595.40	0.10	0	D	63	28.4	-15.5	0.0	-5.9	0.0	0.0	18.8
1130	593935.67	4782595.40	0.10	0	D	80	32.6	-15.5	0.0	-5.9	0.0	0.0	23.0
1130	593935.67	4782595.40	0.10	0	D	100	34.8	-15.5	0.0	-5.8	0.0	0.0	25.2
1130	593935.67	4782595.40	0.10	0	D	125	36.3	-15.5	0.0	-5.7	0.0	0.0	26.5
1130	593935.67	4782595.40	0.10	0	D	160	37.8	-15.5	0.0	-5.5	0.0	0.0	27.9

Road, TNM, Name: "Rymal6 eastbound", ID: "!03!Rymal6_EB"													
Nr.	X	Y	Z	Refl.	DEN	Freq.	Lw	Ad	Aair	Agr	Afol	RL	Lr
	(m)	(m)	(m)			(Hz)	dB(A)	(dB)	(dB)	(dB)	(dB)	(dB)	dB(A)
1130	593935.67	4782595.40	0.10	0	D	200	39.7	-15.5	0.0	-5.2	0.0	0.0	29.4
1130	593935.67	4782595.40	0.10	0	D	250	42.7	-15.5	0.0	-4.7	0.0	0.0	31.9
1130	593935.67	4782595.40	0.10	0	D	315	43.4	-15.5	0.0	-3.9	0.0	0.0	31.8
1130	593935.67	4782595.40	0.10	0	D	400	44.2	-15.5	0.0	-2.4	0.0	0.0	31.1
1130	593935.67	4782595.40	0.10	0	D	500	46.6	-15.5	0.0	-0.4	0.0	0.0	31.5
1130	593935.67	4782595.40	0.10	0	D	630	48.4	-15.5	0.0	2.8	0.0	0.0	30.1
1130	593935.67	4782595.40	0.10	0	D	800	47.1	-15.5	0.0	6.8	0.0	0.0	24.9
1130	593935.67	4782595.40	0.10	0	D	1000	47.8	-15.5	0.0	9.6	0.0	0.0	22.7
1130	593935.67	4782595.40	0.10	0	D	1250	46.7	-15.5	0.0	11.4	0.0	0.0	19.8
1130	593935.67	4782595.40	0.10	0	D	1600	46.1	-15.5	0.0	13.3	0.0	0.0	17.3
1130	593935.67	4782595.40	0.10	0	D	2000	45.3	-15.5	0.0	15.2	0.0	0.0	14.6
1130	593935.67	4782595.40	0.10	0	D	2500	44.1	-15.5	0.0	16.7	0.0	0.0	11.9
1130	593935.67	4782595.40	0.10	0	D	3150	43.2	-15.5	0.0	16.8	0.0	0.0	11.0
1130	593935.67	4782595.40	0.10	0	D	4000	41.5	-15.5	0.0	15.3	0.0	0.0	10.7
1130	593935.67	4782595.40	0.10	0	D	5000	39.6	-15.5	0.0	13.8	0.0	0.0	10.3
1130	593935.67	4782595.40	0.10	0	D	6300	37.4	-15.5	0.0	13.8	0.0	0.0	8.1
1130	593935.67	4782595.40	0.10	0	D	8000	34.7	-15.5	0.0	13.8	0.0	0.0	5.4
1130	593935.67	4782595.40	0.10	0	D	10000	31.2	-15.5	0.0	13.8	0.0	0.0	2.0
1130	593935.67	4782595.40	0.10	0	N	50	21.9	-15.5	0.0	-6.0	0.0	0.0	12.4
1130	593935.67	4782595.40	0.10	0	N	63	29.2	-15.5	0.0	-5.9	0.0	0.0	19.6
1130	593935.67	4782595.40	0.10	0	N	80	33.4	-15.5	0.0	-5.9	0.0	0.0	23.8
1130	593935.67	4782595.40	0.10	0	N	100	35.7	-15.5	0.0	-5.8	0.0	0.0	26.0
1130	593935.67	4782595.40	0.10	0	N	125	37.2	-15.5	0.0	-5.7	0.0	0.0	27.4
1130	593935.67	4782595.40	0.10	0	N	160	38.9	-15.5	0.0	-5.5	0.0	0.0	29.0
1130	593935.67	4782595.40	0.10	0	N	200	40.9	-15.5	0.0	-5.2	0.0	0.0	30.7
1130	593935.67	4782595.40	0.10	0	N	250	44.2	-15.5	0.0	-4.7	0.0	0.0	33.4
1130	593935.67	4782595.40	0.10	0	N	315	44.7	-15.5	0.0	-3.9	0.0	0.0	33.0
1130	593935.67	4782595.40	0.10	0	N	400	45.1	-15.5	0.0	-2.4	0.0	0.0	32.0
1130	593935.67	4782595.40	0.10	0	N	500	47.5	-15.5	0.0	-0.4	0.0	0.0	32.3
1130	593935.67	4782595.40	0.10	0	N	630	49.0	-15.5	0.0	2.8	0.0	0.0	30.7
1130	593935.67	4782595.40	0.10	0	N	800	47.8	-15.5	0.0	6.8	0.0	0.0	25.6
1130	593935.67	4782595.40	0.10	0	N	1000	48.4	-15.5	0.0	9.6	0.0	0.0	23.3
1130	593935.67	4782595.40	0.10	0	N	1250	47.3	-15.5	0.0	11.4	0.0	0.0	20.4
1130	593935.67	4782595.40	0.10	0	N	1600	46.7	-15.5	0.0	13.3	0.0	0.0	17.8
1130	593935.67	4782595.40	0.10	0	N	2000	45.9	-15.5	0.0	15.2	0.0	0.0	15.2
1130	593935.67	4782595.40	0.10	0	N	2500	44.9	-15.5	0.0	16.7	0.0	0.0	12.7
1130	593935.67	4782595.40	0.10	0	N	3150	44.2	-15.5	0.0	16.8	0.0	0.0	12.0
1130	593935.67	4782595.40	0.10	0	N	4000	42.6	-15.5	0.0	15.3	0.0	0.0	11.8
1130	593935.67	4782595.40	0.10	0	N	5000	40.8	-15.5	0.0	13.8	0.0	0.0	11.5
1130	593935.67	4782595.40	0.10	0	N	6300	38.6	-15.5	0.0	13.8	0.0	0.0	9.4
1130	593935.67	4782595.40	0.10	0	N	8000	35.9	-15.5	0.0	13.8	0.0	0.0	6.6
1130	593935.67	4782595.40	0.10	0	N	10000	32.3	-15.5	0.0	13.8	0.0	0.0	3.0
1145	593959.16	4782588.09	0.10	0	D	50	20.8	-18.0	0.0	-6.0	0.0	0.0	8.8
1145	593959.16	4782588.09	0.10	0	D	63	28.4	-18.0	0.0	-5.9	0.0	0.0	16.3
1145	593959.16	4782588.09	0.10	0	D	80	32.6	-18.0	0.0	-5.9	0.0	0.0	20.5
1145	593959.16	4782588.09	0.10	0	D	100	34.8	-18.0	0.0	-5.8	0.0	0.0	22.6
1145	593959.16	4782588.09	0.10	0	D	125	36.3	-18.0	0.0	-5.7	0.0	0.0	23.9
1145	593959.16	4782588.09	0.10	0	D	160	37.8	-18.0	0.0	-5.5	0.0	0.0	25.3
1145	593959.16	4782588.09	0.10	0	D	200	39.7	-18.0	0.0	-5.1	0.0	0.0	26.8
1145	593959.16	4782588.09	0.10	0	D	250	42.7	-18.0	0.0	-4.5	0.0	0.0	29.2
1145	593959.16	4782588.09	0.10	0	D	315	43.4	-18.0	0.0	-3.5	0.0	0.0	28.9
1145	593959.16	4782588.09	0.10	0	D	400	44.2	-18.0	0.0	-1.7	0.0	0.0	27.9
1145	593959.16	4782588.09	0.10	0	D	500	46.6	-18.0	0.0	0.9	0.0	0.0	27.7
1145	593959.16	4782588.09	0.10	0	D	630	48.4	-18.0	0.0	5.0	0.0	0.0	25.4
1145	593959.16	4782588.09	0.10	0	D	800	47.1	-18.0	0.0	9.7	0.0	0.0	19.3
1145	593959.16	4782588.09	0.10	0	D	1000	47.8	-18.0	0.0	12.4	0.0	0.0	17.4
1145	593959.16	4782588.09	0.10	0	D	1250	46.7	-18.0	0.0	13.9	0.0	0.0	14.7
1145	593959.16	4782588.09	0.10	0	D	1600	46.1	-18.0	0.0	15.8	0.0	0.0	12.3
1145	593959.16	4782588.09	0.10	0	D	2000	45.3	-18.0	0.0	17.7	0.0	0.0	9.6
1145	593959.16	4782588.09	0.10	0	D	2500	44.1	-18.0	0.0	19.3	0.0	0.0	6.7
1145	593959.16	4782588.09	0.10	0	D	3150	43.2	-18.0	0.0	19.6	0.0	0.0	5.7
1145	593959.16	4782588.09	0.10	0	D	4000	41.5	-18.0	0.0	18.4	0.0	0.0	5.1
1145	593959.16	4782588.09	0.10	0	D	5000	39.6	-18.0	0.0	17.2	0.0	0.0	4.4

Road, TNM, Name: "Rymal6 eastbound", ID: "!03!Rymal6_EB"													
Nr.	X	Y	Z	Refl.	DEN	Freq.	Lw	Ad	Aair	Agr	Afol	RL	Lr
	(m)	(m)	(m)			(Hz)	dB(A)	(dB)	(dB)	(dB)	(dB)	(dB)	dB(A)
1145	593959.16	4782588.09	0.10	0	D	6300	37.4	-18.0	0.0	17.2	0.0	0.0	2.2
1145	593959.16	4782588.09	0.10	0	N	50	21.9	-18.0	0.0	-6.0	0.0	0.0	9.9
1145	593959.16	4782588.09	0.10	0	N	63	29.2	-18.0	0.0	-5.9	0.0	0.0	17.1
1145	593959.16	4782588.09	0.10	0	N	80	33.4	-18.0	0.0	-5.9	0.0	0.0	21.2
1145	593959.16	4782588.09	0.10	0	N	100	35.7	-18.0	0.0	-5.8	0.0	0.0	23.4
1145	593959.16	4782588.09	0.10	0	N	125	37.2	-18.0	0.0	-5.7	0.0	0.0	24.8
1145	593959.16	4782588.09	0.10	0	N	160	38.9	-18.0	0.0	-5.5	0.0	0.0	26.4
1145	593959.16	4782588.09	0.10	0	N	200	40.9	-18.0	0.0	-5.1	0.0	0.0	28.0
1145	593959.16	4782588.09	0.10	0	N	250	44.2	-18.0	0.0	-4.5	0.0	0.0	30.7
1145	593959.16	4782588.09	0.10	0	N	315	44.7	-18.0	0.0	-3.5	0.0	0.0	30.1
1145	593959.16	4782588.09	0.10	0	N	400	45.1	-18.0	0.0	-1.7	0.0	0.0	28.8
1145	593959.16	4782588.09	0.10	0	N	500	47.5	-18.0	0.0	0.9	0.0	0.0	28.5
1145	593959.16	4782588.09	0.10	0	N	630	49.0	-18.0	0.0	5.0	0.0	0.0	25.9
1145	593959.16	4782588.09	0.10	0	N	800	47.8	-18.0	0.0	9.7	0.0	0.0	20.0
1145	593959.16	4782588.09	0.10	0	N	1000	48.4	-18.0	0.0	12.4	0.0	0.0	18.0
1145	593959.16	4782588.09	0.10	0	N	1250	47.3	-18.0	0.0	13.9	0.0	0.0	15.4
1145	593959.16	4782588.09	0.10	0	N	1600	46.7	-18.0	0.0	15.8	0.0	0.0	12.8
1145	593959.16	4782588.09	0.10	0	N	2000	45.9	-18.0	0.0	17.7	0.0	0.0	10.2
1145	593959.16	4782588.09	0.10	0	N	2500	44.9	-18.0	0.0	19.3	0.0	0.0	7.5
1145	593959.16	4782588.09	0.10	0	N	3150	44.2	-18.0	0.0	19.6	0.0	0.0	6.6
1145	593959.16	4782588.09	0.10	0	N	4000	42.6	-18.0	0.0	18.4	0.0	0.0	6.2
1145	593959.16	4782588.09	0.10	0	N	5000	40.8	-18.0	0.0	17.2	0.0	0.0	5.5
1145	593959.16	4782588.09	0.10	0	N	6300	38.6	-18.0	0.0	17.2	0.0	0.0	3.4
1145	593959.16	4782588.09	0.10	0	N	8000	35.9	-18.0	0.0	17.2	0.0	0.0	0.7
1160	593994.40	4782577.12	0.10	0	D	50	20.8	-17.8	0.0	-6.0	0.0	0.0	9.0
1160	593994.40	4782577.12	0.10	0	D	63	28.4	-17.8	0.0	-5.9	0.0	0.0	16.5
1160	593994.40	4782577.12	0.10	0	D	80	32.6	-17.8	0.0	-5.9	0.0	0.0	20.7
1160	593994.40	4782577.12	0.10	0	D	100	34.8	-17.8	0.0	-5.8	0.0	0.0	22.8
1160	593994.40	4782577.12	0.10	0	D	125	36.3	-17.8	0.0	-5.6	0.0	0.0	24.1
1160	593994.40	4782577.12	0.10	0	D	160	37.8	-17.8	0.0	-5.4	0.0	0.0	25.4
1160	593994.40	4782577.12	0.10	0	D	200	39.7	-17.8	0.0	-4.9	0.0	0.0	26.8
1160	593994.40	4782577.12	0.10	0	D	250	42.7	-17.8	0.0	-4.2	0.0	0.0	29.1
1160	593994.40	4782577.12	0.10	0	D	315	43.4	-17.8	0.0	-2.9	0.0	0.0	28.4
1160	593994.40	4782577.12	0.10	0	D	400	44.2	-17.8	0.0	-0.6	0.0	0.0	26.9
1160	593994.40	4782577.12	0.10	0	D	500	46.6	-17.8	0.0	2.9	0.0	0.0	25.9
1160	593994.40	4782577.12	0.10	0	D	630	48.4	-17.8	0.0	8.3	0.0	0.0	22.2
1160	593994.40	4782577.12	0.10	0	D	800	47.1	-17.8	0.0	13.5	0.0	0.0	15.7
1160	593994.40	4782577.12	0.10	0	D	1000	47.8	-17.8	0.0	15.5	0.0	0.0	14.5
1160	593994.40	4782577.12	0.10	0	D	1250	46.7	-17.8	0.0	16.9	0.0	0.0	11.9
1160	593994.40	4782577.12	0.10	0	D	1600	46.1	-17.8	0.0	18.8	0.0	0.0	9.5
1160	593994.40	4782577.12	0.10	0	D	2000	45.3	-17.8	0.0	20.8	0.0	0.0	6.7
1160	593994.40	4782577.12	0.10	0	D	2500	44.1	-17.8	0.0	22.6	0.0	0.0	3.7
1160	593994.40	4782577.12	0.10	0	D	3150	43.2	-17.8	0.0	23.1	0.0	0.0	2.4
1160	593994.40	4782577.12	0.10	0	D	4000	41.5	-17.8	0.0	22.3	0.0	0.0	1.4
1160	593994.40	4782577.12	0.10	0	D	5000	39.6	-17.8	0.0	21.7	0.0	0.0	0.1
1160	593994.40	4782577.12	0.10	0	N	50	21.9	-17.8	0.0	-6.0	0.0	0.0	10.1
1160	593994.40	4782577.12	0.10	0	N	63	29.2	-17.8	0.0	-5.9	0.0	0.0	17.2
1160	593994.40	4782577.12	0.10	0	N	80	33.4	-17.8	0.0	-5.9	0.0	0.0	21.4
1160	593994.40	4782577.12	0.10	0	N	100	35.7	-17.8	0.0	-5.8	0.0	0.0	23.6
1160	593994.40	4782577.12	0.10	0	N	125	37.2	-17.8	0.0	-5.6	0.0	0.0	25.0
1160	593994.40	4782577.12	0.10	0	N	160	38.9	-17.8	0.0	-5.4	0.0	0.0	26.5
1160	593994.40	4782577.12	0.10	0	N	200	40.9	-17.8	0.0	-4.9	0.0	0.0	28.1
1160	593994.40	4782577.12	0.10	0	N	250	44.2	-17.8	0.0	-4.2	0.0	0.0	30.5
1160	593994.40	4782577.12	0.10	0	N	315	44.7	-17.8	0.0	-2.9	0.0	0.0	29.7
1160	593994.40	4782577.12	0.10	0	N	400	45.1	-17.8	0.0	-0.6	0.0	0.0	27.8
1160	593994.40	4782577.12	0.10	0	N	500	47.5	-17.8	0.0	2.9	0.0	0.0	26.7
1160	593994.40	4782577.12	0.10	0	N	630	49.0	-17.8	0.0	8.3	0.0	0.0	22.8
1160	593994.40	4782577.12	0.10	0	N	800	47.8	-17.8	0.0	13.5	0.0	0.0	16.4
1160	593994.40	4782577.12	0.10	0	N	1000	48.4	-17.8	0.0	15.5	0.0	0.0	15.1
1160	593994.40	4782577.12	0.10	0	N	1250	47.3	-17.8	0.0	16.9	0.0	0.0	12.6
1160	593994.40	4782577.12	0.10	0	N	1600	46.7	-17.8	0.0	18.8	0.0	0.0	10.0
1160	593994.40	4782577.12	0.10	0	N	2000	45.9	-17.8	0.0	20.8	0.0	0.0	7.3
1160	593994.40	4782577.12	0.10	0	N	2500	44.9	-17.8	0.0	22.6	0.0	0.0	4.5

Road, TNM, Name: "Rymal6 eastbound", ID: "!03!Rymal6_EB"													
Nr.	X	Y	Z	Refl.	DEN	Freq.	Lw	Ad	Aair	Agr	Afol	RL	Lr
	(m)	(m)	(m)			(Hz)	dB(A)	(dB)	(dB)	(dB)	(dB)	(dB)	dB(A)
1160	593994.40	4782577.12	0.10	0	N	3150	44.2	-17.8	0.0	23.1	0.0	0.0	3.3
1160	593994.40	4782577.12	0.10	0	N	4000	42.6	-17.8	0.0	22.3	0.0	0.0	2.5
1160	593994.40	4782577.12	0.10	0	N	5000	40.8	-17.8	0.0	21.7	0.0	0.0	1.2
1174	594041.38	4782562.50	0.10	0	D	50	20.8	-20.8	0.0	-6.0	0.0	0.0	6.1
1174	594041.38	4782562.50	0.10	0	D	63	28.4	-20.8	0.0	-5.9	0.0	0.0	13.5
1174	594041.38	4782562.50	0.10	0	D	80	32.6	-20.8	0.0	-5.8	0.0	0.0	17.7
1174	594041.38	4782562.50	0.10	0	D	100	34.8	-20.8	0.0	-5.7	0.0	0.0	19.8
1174	594041.38	4782562.50	0.10	0	D	125	36.3	-20.8	0.0	-5.6	0.0	0.0	21.0
1174	594041.38	4782562.50	0.10	0	D	160	37.8	-20.8	0.0	-5.2	0.0	0.0	22.3
1174	594041.38	4782562.50	0.10	0	D	200	39.7	-20.8	0.0	-4.7	0.0	0.0	23.6
1174	594041.38	4782562.50	0.10	0	D	250	42.7	-20.8	0.0	-3.8	0.0	0.0	25.7
1174	594041.38	4782562.50	0.10	0	D	315	43.4	-20.8	0.0	-2.1	0.0	0.0	24.7
1174	594041.38	4782562.50	0.10	0	D	400	44.2	-20.8	0.0	1.0	0.0	0.0	22.5
1174	594041.38	4782562.50	0.10	0	D	500	46.6	-20.8	0.0	5.6	0.0	0.0	20.3
1174	594041.38	4782562.50	0.10	0	D	630	48.4	-20.8	0.0	12.4	0.0	0.0	15.2
1174	594041.38	4782562.50	0.10	0	D	800	47.1	-20.8	0.0	17.1	0.0	0.0	9.2
1174	594041.38	4782562.50	0.10	0	D	1000	47.8	-20.8	0.0	18.6	0.0	0.0	8.5
1174	594041.38	4782562.50	0.10	0	D	1250	46.7	-20.8	0.0	20.0	0.0	0.0	6.0
1174	594041.38	4782562.50	0.10	0	D	1600	46.1	-20.8	0.0	21.9	0.0	0.0	3.4
1174	594041.38	4782562.50	0.10	0	D	2000	45.3	-20.8	0.0	24.1	0.0	0.0	0.5
1174	594041.38	4782562.50	0.10	0	N	50	21.9	-20.8	0.0	-6.0	0.0	0.0	7.1
1174	594041.38	4782562.50	0.10	0	N	63	29.2	-20.8	0.0	-5.9	0.0	0.0	14.3
1174	594041.38	4782562.50	0.10	0	N	80	33.4	-20.8	0.0	-5.8	0.0	0.0	18.4
1174	594041.38	4782562.50	0.10	0	N	100	35.7	-20.8	0.0	-5.7	0.0	0.0	20.6
1174	594041.38	4782562.50	0.10	0	N	125	37.2	-20.8	0.0	-5.6	0.0	0.0	22.0
1174	594041.38	4782562.50	0.10	0	N	160	38.9	-20.8	0.0	-5.2	0.0	0.0	23.4
1174	594041.38	4782562.50	0.10	0	N	200	40.9	-20.8	0.0	-4.7	0.0	0.0	24.9
1174	594041.38	4782562.50	0.10	0	N	250	44.2	-20.8	0.0	-3.8	0.0	0.0	27.2
1174	594041.38	4782562.50	0.10	0	N	315	44.7	-20.8	0.0	-2.1	0.0	0.0	26.0
1174	594041.38	4782562.50	0.10	0	N	400	45.1	-20.8	0.0	1.0	0.0	0.0	23.3
1174	594041.38	4782562.50	0.10	0	N	500	47.5	-20.8	0.0	5.6	0.0	0.0	21.1
1174	594041.38	4782562.50	0.10	0	N	630	49.0	-20.8	0.0	12.4	0.0	0.0	15.8
1174	594041.38	4782562.50	0.10	0	N	800	47.8	-20.8	0.0	17.1	0.0	0.0	9.9
1174	594041.38	4782562.50	0.10	0	N	1000	48.4	-20.8	0.0	18.6	0.0	0.0	9.1
1174	594041.38	4782562.50	0.10	0	N	1250	47.3	-20.8	0.0	20.0	0.0	0.0	6.6
1174	594041.38	4782562.50	0.10	0	N	1600	46.7	-20.8	0.0	21.9	0.0	0.0	4.0
1174	594041.38	4782562.50	0.10	0	N	2000	45.9	-20.8	0.0	24.1	0.0	0.0	1.1
1189	594088.36	4782547.88	0.10	0	D	50	20.8	-23.0	0.0	-6.0	0.0	0.0	3.9
1189	594088.36	4782547.88	0.10	0	D	63	28.4	-23.0	0.0	-5.9	0.0	0.0	11.3
1189	594088.36	4782547.88	0.10	0	D	80	32.6	-23.0	0.0	-5.8	0.0	0.0	15.5
1189	594088.36	4782547.88	0.10	0	D	100	34.8	-23.0	0.0	-5.7	0.0	0.0	17.6
1189	594088.36	4782547.88	0.10	0	D	125	36.3	-23.0	0.0	-5.5	0.0	0.0	18.8
1189	594088.36	4782547.88	0.10	0	D	160	37.8	-23.0	0.0	-5.1	0.0	0.0	20.0
1189	594088.36	4782547.88	0.10	0	D	200	39.7	-23.0	0.0	-4.5	0.0	0.0	21.2
1189	594088.36	4782547.88	0.10	0	D	250	42.7	-23.0	0.0	-3.3	0.0	0.0	23.0
1189	594088.36	4782547.88	0.10	0	D	315	43.4	-23.0	0.0	-1.2	0.0	0.0	21.7
1189	594088.36	4782547.88	0.10	0	D	400	44.2	-23.0	0.0	2.5	0.0	0.0	18.7
1189	594088.36	4782547.88	0.10	0	D	500	46.6	-23.0	0.0	8.2	0.0	0.0	15.4
1189	594088.36	4782547.88	0.10	0	D	630	48.4	-23.0	0.0	15.9	0.0	0.0	9.5
1189	594088.36	4782547.88	0.10	0	D	800	47.1	-23.0	0.0	19.6	0.0	0.0	4.5
1189	594088.36	4782547.88	0.10	0	D	1000	47.8	-23.0	0.0	20.9	0.0	0.0	3.9
1189	594088.36	4782547.88	0.10	0	D	1250	46.7	-23.0	0.0	22.3	0.0	0.0	1.4
1189	594088.36	4782547.88	0.10	0	N	50	21.9	-23.0	0.0	-6.0	0.0	0.0	4.9
1189	594088.36	4782547.88	0.10	0	N	63	29.2	-23.0	0.0	-5.9	0.0	0.0	12.1
1189	594088.36	4782547.88	0.10	0	N	80	33.4	-23.0	0.0	-5.8	0.0	0.0	16.2
1189	594088.36	4782547.88	0.10	0	N	100	35.7	-23.0	0.0	-5.7	0.0	0.0	18.4
1189	594088.36	4782547.88	0.10	0	N	125	37.2	-23.0	0.0	-5.5	0.0	0.0	19.7
1189	594088.36	4782547.88	0.10	0	N	160	38.9	-23.0	0.0	-5.1	0.0	0.0	21.1
1189	594088.36	4782547.88	0.10	0	N	200	40.9	-23.0	0.0	-4.5	0.0	0.0	22.5
1189	594088.36	4782547.88	0.10	0	N	250	44.2	-23.0	0.0	-3.3	0.0	0.0	24.5
1189	594088.36	4782547.88	0.10	0	N	315	44.7	-23.0	0.0	-1.2	0.0	0.0	22.9
1189	594088.36	4782547.88	0.10	0	N	400	45.1	-23.0	0.0	2.5	0.0	0.0	19.6
1189	594088.36	4782547.88	0.10	0	N	500	47.5	-23.0	0.0	8.2	0.0	0.0	16.3

Road, TNM, Name: "Rymal6 eastbound", ID: "!03!Rymal6_EB"													
Nr.	X	Y	Z	Refl.	DEN	Freq.	Lw	Ad	Aair	Agr	Afol	RL	Lr
	(m)	(m)	(m)			(Hz)	dB(A)	(dB)	(dB)	(dB)	(dB)	(dB)	dB(A)
1189	594088.36	4782547.88	0.10	0	N	630	49.0	-23.0	0.0	15.9	0.0	0.0	10.1
1189	594088.36	4782547.88	0.10	0	N	800	47.8	-23.0	0.0	19.6	0.0	0.0	5.2
1189	594088.36	4782547.88	0.10	0	N	1000	48.4	-23.0	0.0	20.9	0.0	0.0	4.5
1189	594088.36	4782547.88	0.10	0	N	1250	47.3	-23.0	0.0	22.3	0.0	0.0	2.0
1204	594158.83	4782525.95	0.10	0	D	50	20.8	-22.4	0.0	-6.0	0.0	0.0	4.4
1204	594158.83	4782525.95	0.10	0	D	63	28.4	-22.4	0.0	-5.9	0.0	0.0	11.8
1204	594158.83	4782525.95	0.10	0	D	80	32.6	-22.4	0.0	-5.8	0.0	0.0	16.0
1204	594158.83	4782525.95	0.10	0	D	100	34.8	-22.4	0.0	-5.6	0.0	0.0	18.1
1204	594158.83	4782525.95	0.10	0	D	125	36.3	-22.4	0.0	-5.4	0.0	0.0	19.2
1204	594158.83	4782525.95	0.10	0	D	160	37.8	-22.4	0.0	-4.9	0.0	0.0	20.4
1204	594158.83	4782525.95	0.10	0	D	200	39.7	-22.4	0.0	-4.2	0.0	0.0	21.5
1204	594158.83	4782525.95	0.10	0	D	250	42.7	-22.4	0.0	-2.6	0.0	0.0	22.9
1204	594158.83	4782525.95	0.10	0	D	315	43.4	-22.4	0.0	0.0	0.0	0.0	21.0
1204	594158.83	4782525.95	0.10	0	D	400	44.2	-22.4	0.0	4.8	0.0	0.0	17.0
1204	594158.83	4782525.95	0.10	0	D	500	46.6	-22.4	0.0	11.9	0.0	0.0	12.3
1204	594158.83	4782525.95	0.10	0	D	630	48.4	-22.4	0.0	19.7	0.0	0.0	6.3
1204	594158.83	4782525.95	0.10	0	D	800	47.1	-22.4	0.0	22.5	0.0	0.0	2.2
1204	594158.83	4782525.95	0.10	0	D	1000	47.8	-22.4	0.0	23.7	0.0	0.0	1.7
1204	594158.83	4782525.95	0.10	0	N	50	21.9	-22.4	0.0	-6.0	0.0	0.0	5.5
1204	594158.83	4782525.95	0.10	0	N	63	29.2	-22.4	0.0	-5.9	0.0	0.0	12.6
1204	594158.83	4782525.95	0.10	0	N	80	33.4	-22.4	0.0	-5.8	0.0	0.0	16.8
1204	594158.83	4782525.95	0.10	0	N	100	35.7	-22.4	0.0	-5.6	0.0	0.0	18.9
1204	594158.83	4782525.95	0.10	0	N	125	37.2	-22.4	0.0	-5.4	0.0	0.0	20.2
1204	594158.83	4782525.95	0.10	0	N	160	38.9	-22.4	0.0	-4.9	0.0	0.0	21.5
1204	594158.83	4782525.95	0.10	0	N	200	40.9	-22.4	0.0	-4.2	0.0	0.0	22.7
1204	594158.83	4782525.95	0.10	0	N	250	44.2	-22.4	0.0	-2.6	0.0	0.0	24.4
1204	594158.83	4782525.95	0.10	0	N	315	44.7	-22.4	0.0	0.0	0.0	0.0	22.3
1204	594158.83	4782525.95	0.10	0	N	400	45.1	-22.4	0.0	4.8	0.0	0.0	17.9
1204	594158.83	4782525.95	0.10	0	N	500	47.5	-22.4	0.0	11.9	0.0	0.0	13.1
1204	594158.83	4782525.95	0.10	0	N	630	49.0	-22.4	0.0	19.7	0.0	0.0	6.9
1204	594158.83	4782525.95	0.10	0	N	800	47.8	-22.4	0.0	22.5	0.0	0.0	2.9
1204	594158.83	4782525.95	0.10	0	N	1000	48.4	-22.4	0.0	23.7	0.0	0.0	2.3
1219	594252.79	4782496.71	0.10	0	D	50	20.8	-25.0	0.0	-6.0	0.0	0.0	1.9
1219	594252.79	4782496.71	0.10	0	D	63	28.4	-25.0	0.0	-5.8	0.0	0.0	9.2
1219	594252.79	4782496.71	0.10	0	D	80	32.6	-25.0	0.0	-5.7	0.0	0.0	13.4
1219	594252.79	4782496.71	0.10	0	D	100	34.8	-25.0	0.0	-5.6	0.0	0.0	15.4
1219	594252.79	4782496.71	0.10	0	D	125	36.3	-25.0	0.0	-5.3	0.0	0.0	16.6
1219	594252.79	4782496.71	0.10	0	D	160	37.8	-25.0	0.0	-4.7	0.0	0.0	17.6
1219	594252.79	4782496.71	0.10	0	D	200	39.7	-25.0	0.0	-3.8	0.0	0.0	18.5
1219	594252.79	4782496.71	0.10	0	D	250	42.7	-25.0	0.0	-1.7	0.0	0.0	19.4
1219	594252.79	4782496.71	0.10	0	D	315	43.4	-25.0	0.0	1.7	0.0	0.0	16.7
1219	594252.79	4782496.71	0.10	0	D	400	44.2	-25.0	0.0	7.8	0.0	0.0	11.4
1219	594252.79	4782496.71	0.10	0	D	500	46.6	-25.0	0.0	16.2	0.0	0.0	5.4
1219	594252.79	4782496.71	0.10	0	D	630	48.4	-25.0	0.0	23.0	0.0	0.0	0.4
1219	594252.79	4782496.71	0.10	0	N	50	21.9	-25.0	0.0	-6.0	0.0	0.0	2.9
1219	594252.79	4782496.71	0.10	0	N	63	29.2	-25.0	0.0	-5.8	0.0	0.0	10.0
1219	594252.79	4782496.71	0.10	0	N	80	33.4	-25.0	0.0	-5.7	0.0	0.0	14.1
1219	594252.79	4782496.71	0.10	0	N	100	35.7	-25.0	0.0	-5.6	0.0	0.0	16.3
1219	594252.79	4782496.71	0.10	0	N	125	37.2	-25.0	0.0	-5.3	0.0	0.0	17.5
1219	594252.79	4782496.71	0.10	0	N	160	38.9	-25.0	0.0	-4.7	0.0	0.0	18.7
1219	594252.79	4782496.71	0.10	0	N	200	40.9	-25.0	0.0	-3.8	0.0	0.0	19.8
1219	594252.79	4782496.71	0.10	0	N	250	44.2	-25.0	0.0	-1.7	0.0	0.0	20.9
1219	594252.79	4782496.71	0.10	0	N	315	44.7	-25.0	0.0	1.7	0.0	0.0	18.0
1219	594252.79	4782496.71	0.10	0	N	400	45.1	-25.0	0.0	7.8	0.0	0.0	12.3
1219	594252.79	4782496.71	0.10	0	N	500	47.5	-25.0	0.0	16.2	0.0	0.0	6.3
1219	594252.79	4782496.71	0.10	0	N	630	49.0	-25.0	0.0	23.0	0.0	0.0	1.0

Road, TNM, Name: "Ottawa north", ID: "!03!01!Ottawa_N"													
Nr.	X	Y	Z	Refl.	DEN	Freq.	Lw	Ad	Aair	Agr	Afol	RL	Lr
	(m)	(m)	(m)			(Hz)	dB(A)	(dB)	(dB)	(dB)	(dB)	(dB)	dB(A)
1233	593923.94	4782619.49	0.10	0	D	50	21.7	-14.1	0.0	-6.0	0.0	0.0	13.6
1233	593923.94	4782619.49	0.10	0	D	63	27.8	-14.1	0.0	-5.9	0.0	0.0	19.6
1233	593923.94	4782619.49	0.10	0	D	80	31.7	-14.1	0.0	-5.9	0.0	0.0	23.4

Road, TNM, Name: "Ottawa north", ID: "!03!01!Ottawa_N"													
Nr.	X	Y	Z	Refl.	DEN	Freq.	Lw	Ad	Aair	Agr	Afol	RL	Lr
	(m)	(m)	(m)			(Hz)	dB(A)	(dB)	(dB)	(dB)	(dB)	(dB)	dB(A)
1233	593923.94	4782619.49	0.10	0	D	100	33.9	-14.1	0.0	-5.8	0.0	0.0	25.6
1233	593923.94	4782619.49	0.10	0	D	125	35.5	-14.1	0.0	-5.8	0.0	0.0	27.1
1233	593923.94	4782619.49	0.10	0	D	160	37.3	-14.1	0.0	-5.6	0.0	0.0	28.7
1233	593923.94	4782619.49	0.10	0	D	200	39.2	-14.1	0.0	-5.4	0.0	0.0	30.4
1233	593923.94	4782619.49	0.10	0	D	250	42.3	-14.1	0.0	-5.0	0.0	0.0	33.1
1233	593923.94	4782619.49	0.10	0	D	315	42.0	-14.1	0.0	-4.3	0.0	0.0	32.2
1233	593923.94	4782619.49	0.10	0	D	400	41.6	-14.1	0.0	-3.3	0.0	0.0	30.8
1233	593923.94	4782619.49	0.10	0	D	500	43.6	-14.1	0.0	-1.9	0.0	0.0	31.4
1233	593923.94	4782619.49	0.10	0	D	630	44.7	-14.1	0.0	0.1	0.0	0.0	30.4
1233	593923.94	4782619.49	0.10	0	D	800	43.4	-14.1	0.0	2.8	0.0	0.0	26.4
1233	593923.94	4782619.49	0.10	0	D	1000	43.8	-14.1	0.0	5.4	0.0	0.0	24.3
1233	593923.94	4782619.49	0.10	0	D	1250	42.7	-14.1	0.0	7.4	0.0	0.0	21.2
1233	593923.94	4782619.49	0.10	0	D	1600	42.2	-14.1	0.0	9.4	0.0	0.0	18.6
1233	593923.94	4782619.49	0.10	0	D	2000	41.8	-14.1	0.0	11.3	0.0	0.0	16.4
1233	593923.94	4782619.49	0.10	0	D	2500	41.2	-14.1	0.0	12.7	0.0	0.0	14.4
1233	593923.94	4782619.49	0.10	0	D	3150	41.3	-14.1	0.0	12.5	0.0	0.0	14.6
1233	593923.94	4782619.49	0.10	0	D	4000	40.0	-14.1	0.0	10.7	0.0	0.0	15.1
1233	593923.94	4782619.49	0.10	0	D	5000	38.5	-14.1	0.0	8.7	0.0	0.0	15.6
1233	593923.94	4782619.49	0.10	0	D	6300	36.6	-14.1	0.0	8.7	0.0	0.0	13.7
1233	593923.94	4782619.49	0.10	0	D	8000	34.0	-14.1	0.0	8.7	0.0	0.0	11.1
1233	593923.94	4782619.49	0.10	0	D	10000	30.6	-14.1	0.0	8.7	0.0	0.0	7.7
1233	593923.94	4782619.49	0.10	0	N	50	23.2	-14.1	0.0	-6.0	0.0	0.0	15.0
1233	593923.94	4782619.49	0.10	0	N	63	29.0	-14.1	0.0	-5.9	0.0	0.0	20.8
1233	593923.94	4782619.49	0.10	0	N	80	32.8	-14.1	0.0	-5.9	0.0	0.0	24.6
1233	593923.94	4782619.49	0.10	0	N	100	35.1	-14.1	0.0	-5.8	0.0	0.0	26.8
1233	593923.94	4782619.49	0.10	0	N	125	36.8	-14.1	0.0	-5.8	0.0	0.0	28.4
1233	593923.94	4782619.49	0.10	0	N	160	38.8	-14.1	0.0	-5.6	0.0	0.0	30.2
1233	593923.94	4782619.49	0.10	0	N	200	40.8	-14.1	0.0	-5.4	0.0	0.0	32.0
1233	593923.94	4782619.49	0.10	0	N	250	44.0	-14.1	0.0	-5.0	0.0	0.0	34.8
1233	593923.94	4782619.49	0.10	0	N	315	43.6	-14.1	0.0	-4.3	0.0	0.0	33.8
1233	593923.94	4782619.49	0.10	0	N	400	42.9	-14.1	0.0	-3.3	0.0	0.0	32.1
1233	593923.94	4782619.49	0.10	0	N	500	44.8	-14.1	0.0	-1.9	0.0	0.0	32.6
1233	593923.94	4782619.49	0.10	0	N	630	45.6	-14.1	0.0	0.1	0.0	0.0	31.4
1233	593923.94	4782619.49	0.10	0	N	800	44.4	-14.1	0.0	2.8	0.0	0.0	27.5
1233	593923.94	4782619.49	0.10	0	N	1000	44.8	-14.1	0.0	5.4	0.0	0.0	25.3
1233	593923.94	4782619.49	0.10	0	N	1250	43.8	-14.1	0.0	7.4	0.0	0.0	22.3
1233	593923.94	4782619.49	0.10	0	N	1600	43.2	-14.1	0.0	9.4	0.0	0.0	19.7
1233	593923.94	4782619.49	0.10	0	N	2000	42.9	-14.1	0.0	11.3	0.0	0.0	17.5
1233	593923.94	4782619.49	0.10	0	N	2500	42.6	-14.1	0.0	12.7	0.0	0.0	15.8
1233	593923.94	4782619.49	0.10	0	N	3150	42.8	-14.1	0.0	12.5	0.0	0.0	16.1
1233	593923.94	4782619.49	0.10	0	N	4000	41.6	-14.1	0.0	10.7	0.0	0.0	16.7
1233	593923.94	4782619.49	0.10	0	N	5000	40.1	-14.1	0.0	8.7	0.0	0.0	17.2
1233	593923.94	4782619.49	0.10	0	N	6300	38.2	-14.1	0.0	8.7	0.0	0.0	15.3
1233	593923.94	4782619.49	0.10	0	N	8000	35.6	-14.1	0.0	8.7	0.0	0.0	12.8
1233	593923.94	4782619.49	0.10	0	N	10000	32.2	-14.1	0.0	8.7	0.0	0.0	9.3
1248	593927.44	4782632.13	0.10	0	D	50	21.7	-13.5	0.0	-6.0	0.0	0.0	14.2
1248	593927.44	4782632.13	0.10	0	D	63	27.8	-13.5	0.0	-5.9	0.0	0.0	20.3
1248	593927.44	4782632.13	0.10	0	D	80	31.7	-13.5	0.0	-5.9	0.0	0.0	24.1
1248	593927.44	4782632.13	0.10	0	D	100	33.9	-13.5	0.0	-5.8	0.0	0.0	26.2
1248	593927.44	4782632.13	0.10	0	D	125	35.5	-13.5	0.0	-5.8	0.0	0.0	27.7
1248	593927.44	4782632.13	0.10	0	D	160	37.3	-13.5	0.0	-5.6	0.0	0.0	29.4
1248	593927.44	4782632.13	0.10	0	D	200	39.2	-13.5	0.0	-5.4	0.0	0.0	31.1
1248	593927.44	4782632.13	0.10	0	D	250	42.3	-13.5	0.0	-5.0	0.0	0.0	33.8
1248	593927.44	4782632.13	0.10	0	D	315	42.0	-13.5	0.0	-4.4	0.0	0.0	33.0
1248	593927.44	4782632.13	0.10	0	D	400	41.6	-13.5	0.0	-3.5	0.0	0.0	31.6
1248	593927.44	4782632.13	0.10	0	D	500	43.6	-13.5	0.0	-2.2	0.0	0.0	32.3
1248	593927.44	4782632.13	0.10	0	D	630	44.7	-13.5	0.0	-0.2	0.0	0.0	31.4
1248	593927.44	4782632.13	0.10	0	D	800	43.4	-13.5	0.0	2.3	0.0	0.0	27.6
1248	593927.44	4782632.13	0.10	0	D	1000	43.8	-13.5	0.0	4.7	0.0	0.0	25.6
1248	593927.44	4782632.13	0.10	0	D	1250	42.7	-13.5	0.0	6.8	0.0	0.0	22.5
1248	593927.44	4782632.13	0.10	0	D	1600	42.2	-13.5	0.0	8.8	0.0	0.0	19.9
1248	593927.44	4782632.13	0.10	0	D	2000	41.8	-13.5	0.0	10.7	0.0	0.0	17.6
1248	593927.44	4782632.13	0.10	0	D	2500	41.2	-13.5	0.0	12.1	0.0	0.0	15.7

Road, TNM, Name: "Ottawa north", ID: "!03!01!Ottawa_N"													
Nr.	X	Y	Z	Refl.	DEN	Freq.	Lw	Ad	Aair	Agr	Afol	RL	Lr
	(m)	(m)	(m)			(Hz)	dB(A)	(dB)	(dB)	(dB)	(dB)	(dB)	dB(A)
1248	593927.44	4782632.13	0.10	0	D	3150	41.3	-13.5	0.0	11.9	0.0	0.0	15.9
1248	593927.44	4782632.13	0.10	0	D	4000	40.0	-13.5	0.0	10.0	0.0	0.0	16.5
1248	593927.44	4782632.13	0.10	0	D	5000	38.5	-13.5	0.0	8.0	0.0	0.0	17.0
1248	593927.44	4782632.13	0.10	0	D	6300	36.6	-13.5	0.0	8.0	0.0	0.0	15.1
1248	593927.44	4782632.13	0.10	0	D	8000	34.0	-13.5	0.0	8.0	0.0	0.0	12.6
1248	593927.44	4782632.13	0.10	0	D	10000	30.6	-13.5	0.0	8.0	0.0	0.0	9.1
1248	593927.44	4782632.13	0.10	0	N	50	23.2	-13.5	0.0	-6.0	0.0	0.0	15.7
1248	593927.44	4782632.13	0.10	0	N	63	29.0	-13.5	0.0	-5.9	0.0	0.0	21.5
1248	593927.44	4782632.13	0.10	0	N	80	32.8	-13.5	0.0	-5.9	0.0	0.0	25.2
1248	593927.44	4782632.13	0.10	0	N	100	35.1	-13.5	0.0	-5.8	0.0	0.0	27.5
1248	593927.44	4782632.13	0.10	0	N	125	36.8	-13.5	0.0	-5.8	0.0	0.0	29.1
1248	593927.44	4782632.13	0.10	0	N	160	38.8	-13.5	0.0	-5.6	0.0	0.0	30.9
1248	593927.44	4782632.13	0.10	0	N	200	40.8	-13.5	0.0	-5.4	0.0	0.0	32.7
1248	593927.44	4782632.13	0.10	0	N	250	44.0	-13.5	0.0	-5.0	0.0	0.0	35.5
1248	593927.44	4782632.13	0.10	0	N	315	43.6	-13.5	0.0	-4.4	0.0	0.0	34.6
1248	593927.44	4782632.13	0.10	0	N	400	42.9	-13.5	0.0	-3.5	0.0	0.0	32.9
1248	593927.44	4782632.13	0.10	0	N	500	44.8	-13.5	0.0	-2.2	0.0	0.0	33.4
1248	593927.44	4782632.13	0.10	0	N	630	45.6	-13.5	0.0	-0.2	0.0	0.0	32.4
1248	593927.44	4782632.13	0.10	0	N	800	44.4	-13.5	0.0	2.3	0.0	0.0	28.7
1248	593927.44	4782632.13	0.10	0	N	1000	44.8	-13.5	0.0	4.7	0.0	0.0	26.6
1248	593927.44	4782632.13	0.10	0	N	1250	43.8	-13.5	0.0	6.8	0.0	0.0	23.5
1248	593927.44	4782632.13	0.10	0	N	1600	43.2	-13.5	0.0	8.8	0.0	0.0	20.9
1248	593927.44	4782632.13	0.10	0	N	2000	42.9	-13.5	0.0	10.7	0.0	0.0	18.8
1248	593927.44	4782632.13	0.10	0	N	2500	42.6	-13.5	0.0	12.1	0.0	0.0	17.0
1248	593927.44	4782632.13	0.10	0	N	3150	42.8	-13.5	0.0	11.9	0.0	0.0	17.4
1248	593927.44	4782632.13	0.10	0	N	4000	41.6	-13.5	0.0	10.0	0.0	0.0	18.0
1248	593927.44	4782632.13	0.10	0	N	5000	40.1	-13.5	0.0	8.0	0.0	0.0	18.6
1248	593927.44	4782632.13	0.10	0	N	6300	38.2	-13.5	0.0	8.0	0.0	0.0	16.7
1248	593927.44	4782632.13	0.10	0	N	8000	35.6	-13.5	0.0	8.0	0.0	0.0	14.2
1248	593927.44	4782632.13	0.10	0	N	10000	32.2	-13.5	0.0	8.0	0.0	0.0	10.7
1264	593930.90	4782644.63	0.10	0	D	50	21.7	-13.9	0.0	-6.0	0.0	0.0	13.9
1264	593930.90	4782644.63	0.10	0	D	63	27.8	-13.9	0.0	-5.9	0.0	0.0	19.9
1264	593930.90	4782644.63	0.10	0	D	80	31.7	-13.9	0.0	-5.9	0.0	0.0	23.7
1264	593930.90	4782644.63	0.10	0	D	100	33.9	-13.9	0.0	-5.8	0.0	0.0	25.9
1264	593930.90	4782644.63	0.10	0	D	125	35.5	-13.9	0.0	-5.8	0.0	0.0	27.4
1264	593930.90	4782644.63	0.10	0	D	160	37.3	-13.9	0.0	-5.6	0.0	0.0	29.0
1264	593930.90	4782644.63	0.10	0	D	200	39.2	-13.9	0.0	-5.4	0.0	0.0	30.7
1264	593930.90	4782644.63	0.10	0	D	250	42.3	-13.9	0.0	-5.0	0.0	0.0	33.4
1264	593930.90	4782644.63	0.10	0	D	315	42.0	-13.9	0.0	-4.4	0.0	0.0	32.6
1264	593930.90	4782644.63	0.10	0	D	400	41.6	-13.9	0.0	-3.4	0.0	0.0	31.2
1264	593930.90	4782644.63	0.10	0	D	500	43.6	-13.9	0.0	-2.1	0.0	0.0	31.8
1264	593930.90	4782644.63	0.10	0	D	630	44.7	-13.9	0.0	-0.1	0.0	0.0	30.9
1264	593930.90	4782644.63	0.10	0	D	800	43.4	-13.9	0.0	2.5	0.0	0.0	27.0
1264	593930.90	4782644.63	0.10	0	D	1000	43.8	-13.9	0.0	5.0	0.0	0.0	25.0
1264	593930.90	4782644.63	0.10	0	D	1250	42.7	-13.9	0.0	7.1	0.0	0.0	21.8
1264	593930.90	4782644.63	0.10	0	D	1600	42.2	-13.9	0.0	9.1	0.0	0.0	19.3
1264	593930.90	4782644.63	0.10	0	D	2000	41.8	-13.9	0.0	10.9	0.0	0.0	17.0
1264	593930.90	4782644.63	0.10	0	D	2500	41.2	-13.9	0.0	12.3	0.0	0.0	15.1
1264	593930.90	4782644.63	0.10	0	D	3150	41.3	-13.9	0.0	12.2	0.0	0.0	15.2
1264	593930.90	4782644.63	0.10	0	D	4000	40.0	-13.9	0.0	10.3	0.0	0.0	15.8
1264	593930.90	4782644.63	0.10	0	D	5000	38.5	-13.9	0.0	8.3	0.0	0.0	16.3
1264	593930.90	4782644.63	0.10	0	D	6300	36.6	-13.9	0.0	8.3	0.0	0.0	14.4
1264	593930.90	4782644.63	0.10	0	D	8000	34.0	-13.9	0.0	8.3	0.0	0.0	11.9
1264	593930.90	4782644.63	0.10	0	D	10000	30.6	-13.9	0.0	8.3	0.0	0.0	8.4
1264	593930.90	4782644.63	0.10	0	N	50	23.2	-13.9	0.0	-6.0	0.0	0.0	15.3
1264	593930.90	4782644.63	0.10	0	N	63	29.0	-13.9	0.0	-5.9	0.0	0.0	21.1
1264	593930.90	4782644.63	0.10	0	N	80	32.8	-13.9	0.0	-5.9	0.0	0.0	24.8
1264	593930.90	4782644.63	0.10	0	N	100	35.1	-13.9	0.0	-5.8	0.0	0.0	27.1
1264	593930.90	4782644.63	0.10	0	N	125	36.8	-13.9	0.0	-5.8	0.0	0.0	28.7
1264	593930.90	4782644.63	0.10	0	N	160	38.8	-13.9	0.0	-5.6	0.0	0.0	30.5
1264	593930.90	4782644.63	0.10	0	N	200	40.8	-13.9	0.0	-5.4	0.0	0.0	32.3
1264	593930.90	4782644.63	0.10	0	N	250	44.0	-13.9	0.0	-5.0	0.0	0.0	35.1
1264	593930.90	4782644.63	0.10	0	N	315	43.6	-13.9	0.0	-4.4	0.0	0.0	34.2

Road, TNM, Name: "Ottawa north", ID: "!03!01!Ottawa_N"													
Nr.	X	Y	Z	Refl.	DEN	Freq.	Lw	Ad	Aair	Agr	Afol	RL	Lr
	(m)	(m)	(m)			(Hz)	dB(A)	(dB)	(dB)	(dB)	(dB)	(dB)	dB(A)
1264	593930.90	4782644.63	0.10	0	N	400	42.9	-13.9	0.0	-3.4	0.0	0.0	32.4
1264	593930.90	4782644.63	0.10	0	N	500	44.8	-13.9	0.0	-2.1	0.0	0.0	33.0
1264	593930.90	4782644.63	0.10	0	N	630	45.6	-13.9	0.0	-0.1	0.0	0.0	31.8
1264	593930.90	4782644.63	0.10	0	N	800	44.4	-13.9	0.0	2.5	0.0	0.0	28.1
1264	593930.90	4782644.63	0.10	0	N	1000	44.8	-13.9	0.0	5.0	0.0	0.0	26.0
1264	593930.90	4782644.63	0.10	0	N	1250	43.8	-13.9	0.0	7.1	0.0	0.0	22.9
1264	593930.90	4782644.63	0.10	0	N	1600	43.2	-13.9	0.0	9.1	0.0	0.0	20.3
1264	593930.90	4782644.63	0.10	0	N	2000	42.9	-13.9	0.0	10.9	0.0	0.0	18.1
1264	593930.90	4782644.63	0.10	0	N	2500	42.6	-13.9	0.0	12.3	0.0	0.0	16.4
1264	593930.90	4782644.63	0.10	0	N	3150	42.8	-13.9	0.0	12.2	0.0	0.0	16.7
1264	593930.90	4782644.63	0.10	0	N	4000	41.6	-13.9	0.0	10.3	0.0	0.0	17.4
1264	593930.90	4782644.63	0.10	0	N	5000	40.1	-13.9	0.0	8.3	0.0	0.0	17.9
1264	593930.90	4782644.63	0.10	0	N	6300	38.2	-13.9	0.0	8.3	0.0	0.0	16.0
1264	593930.90	4782644.63	0.10	0	N	8000	35.6	-13.9	0.0	8.3	0.0	0.0	13.5
1264	593930.90	4782644.63	0.10	0	N	10000	32.2	-13.9	0.0	8.3	0.0	0.0	10.0
1279	593934.32	4782657.01	0.10	0	D	50	21.7	-14.9	0.0	-6.0	0.0	0.0	12.8
1279	593934.32	4782657.01	0.10	0	D	63	27.8	-14.9	0.0	-5.9	0.0	0.0	18.9
1279	593934.32	4782657.01	0.10	0	D	80	31.7	-14.9	0.0	-5.9	0.0	0.0	22.6
1279	593934.32	4782657.01	0.10	0	D	100	33.9	-14.9	0.0	-5.8	0.0	0.0	24.8
1279	593934.32	4782657.01	0.10	0	D	125	35.5	-14.9	0.0	-5.7	0.0	0.0	26.3
1279	593934.32	4782657.01	0.10	0	D	160	37.3	-14.9	0.0	-5.6	0.0	0.0	27.9
1279	593934.32	4782657.01	0.10	0	D	200	39.2	-14.9	0.0	-5.3	0.0	0.0	29.6
1279	593934.32	4782657.01	0.10	0	D	250	42.3	-14.9	0.0	-4.9	0.0	0.0	32.3
1279	593934.32	4782657.01	0.10	0	D	315	42.0	-14.9	0.0	-4.3	0.0	0.0	31.4
1279	593934.32	4782657.01	0.10	0	D	400	41.6	-14.9	0.0	-3.2	0.0	0.0	29.9
1279	593934.32	4782657.01	0.10	0	D	500	43.6	-14.9	0.0	-1.7	0.0	0.0	30.4
1279	593934.32	4782657.01	0.10	0	D	630	44.7	-14.9	0.0	0.5	0.0	0.0	29.3
1279	593934.32	4782657.01	0.10	0	D	800	43.4	-14.9	0.0	3.4	0.0	0.0	25.1
1279	593934.32	4782657.01	0.10	0	D	1000	43.8	-14.9	0.0	6.0	0.0	0.0	22.9
1279	593934.32	4782657.01	0.10	0	D	1250	42.7	-14.9	0.0	8.1	0.0	0.0	19.8
1279	593934.32	4782657.01	0.10	0	D	1600	42.2	-14.9	0.0	10.1	0.0	0.0	17.2
1279	593934.32	4782657.01	0.10	0	D	2000	41.8	-14.9	0.0	11.9	0.0	0.0	14.9
1279	593934.32	4782657.01	0.10	0	D	2500	41.2	-14.9	0.0	13.3	0.0	0.0	13.0
1279	593934.32	4782657.01	0.10	0	D	3150	41.3	-14.9	0.0	13.2	0.0	0.0	13.1
1279	593934.32	4782657.01	0.10	0	D	4000	40.0	-14.9	0.0	11.5	0.0	0.0	13.6
1279	593934.32	4782657.01	0.10	0	D	5000	38.5	-14.9	0.0	9.5	0.0	0.0	14.1
1279	593934.32	4782657.01	0.10	0	D	6300	36.6	-14.9	0.0	9.5	0.0	0.0	12.1
1279	593934.32	4782657.01	0.10	0	D	8000	34.0	-14.9	0.0	9.5	0.0	0.0	9.6
1279	593934.32	4782657.01	0.10	0	D	10000	30.6	-14.9	0.0	9.5	0.0	0.0	6.2
1279	593934.32	4782657.01	0.10	0	N	50	23.2	-14.9	0.0	-6.0	0.0	0.0	14.3
1279	593934.32	4782657.01	0.10	0	N	63	29.0	-14.9	0.0	-5.9	0.0	0.0	20.1
1279	593934.32	4782657.01	0.10	0	N	80	32.8	-14.9	0.0	-5.9	0.0	0.0	23.8
1279	593934.32	4782657.01	0.10	0	N	100	35.1	-14.9	0.0	-5.8	0.0	0.0	26.0
1279	593934.32	4782657.01	0.10	0	N	125	36.8	-14.9	0.0	-5.7	0.0	0.0	27.7
1279	593934.32	4782657.01	0.10	0	N	160	38.8	-14.9	0.0	-5.6	0.0	0.0	29.4
1279	593934.32	4782657.01	0.10	0	N	200	40.8	-14.9	0.0	-5.3	0.0	0.0	31.2
1279	593934.32	4782657.01	0.10	0	N	250	44.0	-14.9	0.0	-4.9	0.0	0.0	34.0
1279	593934.32	4782657.01	0.10	0	N	315	43.6	-14.9	0.0	-4.3	0.0	0.0	33.0
1279	593934.32	4782657.01	0.10	0	N	400	42.9	-14.9	0.0	-3.2	0.0	0.0	31.2
1279	593934.32	4782657.01	0.10	0	N	500	44.8	-14.9	0.0	-1.7	0.0	0.0	31.6
1279	593934.32	4782657.01	0.10	0	N	630	45.6	-14.9	0.0	0.5	0.0	0.0	30.2
1279	593934.32	4782657.01	0.10	0	N	800	44.4	-14.9	0.0	3.4	0.0	0.0	26.1
1279	593934.32	4782657.01	0.10	0	N	1000	44.8	-14.9	0.0	6.0	0.0	0.0	23.9
1279	593934.32	4782657.01	0.10	0	N	1250	43.8	-14.9	0.0	8.1	0.0	0.0	20.8
1279	593934.32	4782657.01	0.10	0	N	1600	43.2	-14.9	0.0	10.1	0.0	0.0	18.2
1279	593934.32	4782657.01	0.10	0	N	2000	42.9	-14.9	0.0	11.9	0.0	0.0	16.1
1279	593934.32	4782657.01	0.10	0	N	2500	42.6	-14.9	0.0	13.3	0.0	0.0	14.3
1279	593934.32	4782657.01	0.10	0	N	3150	42.8	-14.9	0.0	13.2	0.0	0.0	14.6
1279	593934.32	4782657.01	0.10	0	N	4000	41.6	-14.9	0.0	11.5	0.0	0.0	15.2
1279	593934.32	4782657.01	0.10	0	N	5000	40.1	-14.9	0.0	9.5	0.0	0.0	15.6
1279	593934.32	4782657.01	0.10	0	N	6300	38.2	-14.9	0.0	9.5	0.0	0.0	13.8
1279	593934.32	4782657.01	0.10	0	N	8000	35.6	-14.9	0.0	9.5	0.0	0.0	11.2
1279	593934.32	4782657.01	0.10	0	N	10000	32.2	-14.9	0.0	9.5	0.0	0.0	7.7

Road, TNM, Name: "Ottawa north", ID: "!03!01!Ottawa_N"													
Nr.	X	Y	Z	Refl.	DEN	Freq.	Lw	Ad	Aair	Agr	Afol	RL	Lr
	(m)	(m)	(m)			(Hz)	dB(A)	(dB)	(dB)	(dB)	(dB)	(dB)	dB(A)
1294	593936.87	4782666.20	0.10	0	D	50	21.7	-19.1	0.0	-6.0	0.0	0.0	8.6
1294	593936.87	4782666.20	0.10	0	D	63	27.8	-19.1	0.0	-5.9	0.0	0.0	14.7
1294	593936.87	4782666.20	0.10	0	D	80	31.7	-19.1	0.0	-5.9	0.0	0.0	18.4
1294	593936.87	4782666.20	0.10	0	D	100	33.9	-19.1	0.0	-5.8	0.0	0.0	20.6
1294	593936.87	4782666.20	0.10	0	D	125	35.5	-19.1	0.0	-5.7	0.0	0.0	22.1
1294	593936.87	4782666.20	0.10	0	D	160	37.3	-19.1	0.0	-5.6	0.0	0.0	23.7
1294	593936.87	4782666.20	0.10	0	D	200	39.2	-19.1	0.0	-5.3	0.0	0.0	25.4
1294	593936.87	4782666.20	0.10	0	D	250	42.3	-19.1	0.0	-4.9	0.0	0.0	28.0
1294	593936.87	4782666.20	0.10	0	D	315	42.0	-19.1	0.0	-4.2	0.0	0.0	27.1
1294	593936.87	4782666.20	0.10	0	D	400	41.6	-19.1	0.0	-3.0	0.0	0.0	25.5
1294	593936.87	4782666.20	0.10	0	D	500	43.6	-19.1	0.0	-1.4	0.0	0.0	25.9
1294	593936.87	4782666.20	0.10	0	D	630	44.7	-19.1	0.0	1.1	0.0	0.0	24.5
1294	593936.87	4782666.20	0.10	0	D	800	43.4	-19.1	0.0	4.3	0.0	0.0	20.0
1294	593936.87	4782666.20	0.10	0	D	1000	43.8	-19.1	0.0	7.1	0.0	0.0	17.6
1294	593936.87	4782666.20	0.10	0	D	1250	42.7	-19.1	0.0	9.1	0.0	0.0	14.6
1294	593936.87	4782666.20	0.10	0	D	1600	42.2	-19.1	0.0	11.0	0.0	0.0	12.1
1294	593936.87	4782666.20	0.10	0	D	2000	41.8	-19.1	0.0	12.9	0.0	0.0	9.8
1294	593936.87	4782666.20	0.10	0	D	2500	41.2	-19.1	0.0	14.3	0.0	0.0	7.8
1294	593936.87	4782666.20	0.10	0	D	3150	41.3	-19.1	0.0	14.3	0.0	0.0	7.9
1294	593936.87	4782666.20	0.10	0	D	4000	40.0	-19.1	0.0	12.6	0.0	0.0	8.3
1294	593936.87	4782666.20	0.10	0	D	5000	38.5	-19.1	0.0	10.8	0.0	0.0	8.6
1294	593936.87	4782666.20	0.10	0	D	6300	36.6	-19.1	0.0	10.8	0.0	0.0	6.7
1294	593936.87	4782666.20	0.10	0	D	8000	34.0	-19.1	0.0	10.8	0.0	0.0	4.2
1294	593936.87	4782666.20	0.10	0	D	10000	30.6	-19.1	0.0	10.8	0.0	0.0	0.8
1294	593936.87	4782666.20	0.10	0	N	50	23.2	-19.1	0.0	-6.0	0.0	0.0	10.1
1294	593936.87	4782666.20	0.10	0	N	63	29.0	-19.1	0.0	-5.9	0.0	0.0	15.9
1294	593936.87	4782666.20	0.10	0	N	80	32.8	-19.1	0.0	-5.9	0.0	0.0	19.6
1294	593936.87	4782666.20	0.10	0	N	100	35.1	-19.1	0.0	-5.8	0.0	0.0	21.8
1294	593936.87	4782666.20	0.10	0	N	125	36.8	-19.1	0.0	-5.7	0.0	0.0	23.5
1294	593936.87	4782666.20	0.10	0	N	160	38.8	-19.1	0.0	-5.6	0.0	0.0	25.2
1294	593936.87	4782666.20	0.10	0	N	200	40.8	-19.1	0.0	-5.3	0.0	0.0	27.0
1294	593936.87	4782666.20	0.10	0	N	250	44.0	-19.1	0.0	-4.9	0.0	0.0	29.8
1294	593936.87	4782666.20	0.10	0	N	315	43.6	-19.1	0.0	-4.2	0.0	0.0	28.7
1294	593936.87	4782666.20	0.10	0	N	400	42.9	-19.1	0.0	-3.0	0.0	0.0	26.8
1294	593936.87	4782666.20	0.10	0	N	500	44.8	-19.1	0.0	-1.4	0.0	0.0	27.0
1294	593936.87	4782666.20	0.10	0	N	630	45.6	-19.1	0.0	1.1	0.0	0.0	25.4
1294	593936.87	4782666.20	0.10	0	N	800	44.4	-19.1	0.0	4.3	0.0	0.0	21.0
1294	593936.87	4782666.20	0.10	0	N	1000	44.8	-19.1	0.0	7.1	0.0	0.0	18.6
1294	593936.87	4782666.20	0.10	0	N	1250	43.8	-19.1	0.0	9.1	0.0	0.0	15.6
1294	593936.87	4782666.20	0.10	0	N	1600	43.2	-19.1	0.0	11.0	0.0	0.0	13.1
1294	593936.87	4782666.20	0.10	0	N	2000	42.9	-19.1	0.0	12.9	0.0	0.0	10.9
1294	593936.87	4782666.20	0.10	0	N	2500	42.6	-19.1	0.0	14.3	0.0	0.0	9.2
1294	593936.87	4782666.20	0.10	0	N	3150	42.8	-19.1	0.0	14.3	0.0	0.0	9.4
1294	593936.87	4782666.20	0.10	0	N	4000	41.6	-19.1	0.0	12.6	0.0	0.0	9.9
1294	593936.87	4782666.20	0.10	0	N	5000	40.1	-19.1	0.0	10.8	0.0	0.0	10.2
1294	593936.87	4782666.20	0.10	0	N	6300	38.2	-19.1	0.0	10.8	0.0	0.0	8.3
1294	593936.87	4782666.20	0.10	0	N	8000	35.6	-19.1	0.0	10.8	0.0	0.0	5.8
1294	593936.87	4782666.20	0.10	0	N	10000	32.2	-19.1	0.0	10.8	0.0	0.0	2.3
1309	593940.75	4782680.25	0.10	0	D	50	21.7	-15.1	0.0	-6.0	0.0	0.0	12.6
1309	593940.75	4782680.25	0.10	0	D	63	27.8	-15.1	0.0	-5.9	0.0	0.0	18.7
1309	593940.75	4782680.25	0.10	0	D	80	31.7	-15.1	0.0	-5.9	0.0	0.0	22.5
1309	593940.75	4782680.25	0.10	0	D	100	33.9	-15.1	0.0	-5.8	0.0	0.0	24.6
1309	593940.75	4782680.25	0.10	0	D	125	35.5	-15.1	0.0	-5.7	0.0	0.0	26.1
1309	593940.75	4782680.25	0.10	0	D	160	37.3	-15.1	0.0	-5.5	0.0	0.0	27.7
1309	593940.75	4782680.25	0.10	0	D	200	39.2	-15.1	0.0	-5.2	0.0	0.0	29.4
1309	593940.75	4782680.25	0.10	0	D	250	42.3	-15.1	0.0	-4.8	0.0	0.0	31.9
1309	593940.75	4782680.25	0.10	0	D	315	42.0	-15.1	0.0	-4.0	0.0	0.0	30.9
1309	593940.75	4782680.25	0.10	0	D	400	41.6	-15.1	0.0	-2.6	0.0	0.0	29.2
1309	593940.75	4782680.25	0.10	0	D	500	43.6	-15.1	0.0	-0.7	0.0	0.0	29.2
1309	593940.75	4782680.25	0.10	0	D	630	44.7	-15.1	0.0	2.2	0.0	0.0	27.4
1309	593940.75	4782680.25	0.10	0	D	800	43.4	-15.1	0.0	6.0	0.0	0.0	22.3
1309	593940.75	4782680.25	0.10	0	D	1000	43.8	-15.1	0.0	8.8	0.0	0.0	19.9
1309	593940.75	4782680.25	0.10	0	D	1250	42.7	-15.1	0.0	10.7	0.0	0.0	17.0

Road, TNM, Name: "Ottawa north", ID: "!03!01!Ottawa_N"													
Nr.	X	Y	Z	Refl.	DEN	Freq.	Lw	Ad	Aair	Agr	Afol	RL	Lr
	(m)	(m)	(m)			(Hz)	dB(A)	(dB)	(dB)	(dB)	(dB)	(dB)	dB(A)
1309	593940.75	4782680.25	0.10	0	D	1600	42.2	-15.1	0.0	12.6	0.0	0.0	14.5
1309	593940.75	4782680.25	0.10	0	D	2000	41.8	-15.1	0.0	14.5	0.0	0.0	12.2
1309	593940.75	4782680.25	0.10	0	D	2500	41.2	-15.1	0.0	16.0	0.0	0.0	10.2
1309	593940.75	4782680.25	0.10	0	D	3150	41.3	-15.1	0.0	16.0	0.0	0.0	10.2
1309	593940.75	4782680.25	0.10	0	D	4000	40.0	-15.1	0.0	14.5	0.0	0.0	10.5
1309	593940.75	4782680.25	0.10	0	D	5000	38.5	-15.1	0.0	12.8	0.0	0.0	10.6
1309	593940.75	4782680.25	0.10	0	D	6300	36.6	-15.1	0.0	12.8	0.0	0.0	8.7
1309	593940.75	4782680.25	0.10	0	D	8000	34.0	-15.1	0.0	12.8	0.0	0.0	6.1
1309	593940.75	4782680.25	0.10	0	D	10000	30.6	-15.1	0.0	12.8	0.0	0.0	2.7
1309	593940.75	4782680.25	0.10	0	N	50	23.2	-15.1	0.0	-6.0	0.0	0.0	14.1
1309	593940.75	4782680.25	0.10	0	N	63	29.0	-15.1	0.0	-5.9	0.0	0.0	19.9
1309	593940.75	4782680.25	0.10	0	N	80	32.8	-15.1	0.0	-5.9	0.0	0.0	23.6
1309	593940.75	4782680.25	0.10	0	N	100	35.1	-15.1	0.0	-5.8	0.0	0.0	25.9
1309	593940.75	4782680.25	0.10	0	N	125	36.8	-15.1	0.0	-5.7	0.0	0.0	27.5
1309	593940.75	4782680.25	0.10	0	N	160	38.8	-15.1	0.0	-5.5	0.0	0.0	29.2
1309	593940.75	4782680.25	0.10	0	N	200	40.8	-15.1	0.0	-5.2	0.0	0.0	31.0
1309	593940.75	4782680.25	0.10	0	N	250	44.0	-15.1	0.0	-4.8	0.0	0.0	33.7
1309	593940.75	4782680.25	0.10	0	N	315	43.6	-15.1	0.0	-4.0	0.0	0.0	32.5
1309	593940.75	4782680.25	0.10	0	N	400	42.9	-15.1	0.0	-2.6	0.0	0.0	30.4
1309	593940.75	4782680.25	0.10	0	N	500	44.8	-15.1	0.0	-0.7	0.0	0.0	30.4
1309	593940.75	4782680.25	0.10	0	N	630	45.6	-15.1	0.0	2.2	0.0	0.0	28.3
1309	593940.75	4782680.25	0.10	0	N	800	44.4	-15.1	0.0	6.0	0.0	0.0	23.4
1309	593940.75	4782680.25	0.10	0	N	1000	44.8	-15.1	0.0	8.8	0.0	0.0	20.9
1309	593940.75	4782680.25	0.10	0	N	1250	43.8	-15.1	0.0	10.7	0.0	0.0	18.0
1309	593940.75	4782680.25	0.10	0	N	1600	43.2	-15.1	0.0	12.6	0.0	0.0	15.5
1309	593940.75	4782680.25	0.10	0	N	2000	42.9	-15.1	0.0	14.5	0.0	0.0	13.3
1309	593940.75	4782680.25	0.10	0	N	2500	42.6	-15.1	0.0	16.0	0.0	0.0	11.5
1309	593940.75	4782680.25	0.10	0	N	3150	42.8	-15.1	0.0	16.0	0.0	0.0	11.7
1309	593940.75	4782680.25	0.10	0	N	4000	41.6	-15.1	0.0	14.5	0.0	0.0	12.0
1309	593940.75	4782680.25	0.10	0	N	5000	40.1	-15.1	0.0	12.8	0.0	0.0	12.2
1309	593940.75	4782680.25	0.10	0	N	6300	38.2	-15.1	0.0	12.8	0.0	0.0	10.3
1309	593940.75	4782680.25	0.10	0	N	8000	35.6	-15.1	0.0	12.8	0.0	0.0	7.8
1309	593940.75	4782680.25	0.10	0	N	10000	32.2	-15.1	0.0	12.8	0.0	0.0	4.3
1324	593947.78	4782705.66	0.10	0	D	50	21.7	-16.6	0.0	-6.0	0.0	0.0	11.1
1324	593947.78	4782705.66	0.10	0	D	63	27.8	-16.6	0.0	-5.9	0.0	0.0	17.1
1324	593947.78	4782705.66	0.10	0	D	80	31.7	-16.6	0.0	-5.9	0.0	0.0	20.9
1324	593947.78	4782705.66	0.10	0	D	100	33.9	-16.6	0.0	-5.8	0.0	0.0	23.0
1324	593947.78	4782705.66	0.10	0	D	125	35.5	-16.6	0.0	-5.7	0.0	0.0	24.5
1324	593947.78	4782705.66	0.10	0	D	160	37.3	-16.6	0.0	-5.5	0.0	0.0	26.1
1324	593947.78	4782705.66	0.10	0	D	200	39.2	-16.6	0.0	-5.1	0.0	0.0	27.7
1324	593947.78	4782705.66	0.10	0	D	250	42.3	-16.6	0.0	-4.6	0.0	0.0	30.2
1324	593947.78	4782705.66	0.10	0	D	315	42.0	-16.6	0.0	-3.6	0.0	0.0	29.0
1324	593947.78	4782705.66	0.10	0	D	400	41.6	-16.6	0.0	-1.9	0.0	0.0	26.9
1324	593947.78	4782705.66	0.10	0	D	500	43.6	-16.6	0.0	0.6	0.0	0.0	26.3
1324	593947.78	4782705.66	0.10	0	D	630	44.7	-16.6	0.0	4.5	0.0	0.0	23.5
1324	593947.78	4782705.66	0.10	0	D	800	43.4	-16.6	0.0	9.1	0.0	0.0	17.6
1324	593947.78	4782705.66	0.10	0	D	1000	43.8	-16.6	0.0	11.8	0.0	0.0	15.4
1324	593947.78	4782705.66	0.10	0	D	1250	42.7	-16.6	0.0	13.4	0.0	0.0	12.7
1324	593947.78	4782705.66	0.10	0	D	1600	42.2	-16.6	0.0	15.3	0.0	0.0	10.2
1324	593947.78	4782705.66	0.10	0	D	2000	41.8	-16.6	0.0	17.2	0.0	0.0	7.9
1324	593947.78	4782705.66	0.10	0	D	2500	41.2	-16.6	0.0	18.8	0.0	0.0	5.8
1324	593947.78	4782705.66	0.10	0	D	3150	41.3	-16.6	0.0	19.0	0.0	0.0	5.6
1324	593947.78	4782705.66	0.10	0	D	4000	40.0	-16.6	0.0	17.7	0.0	0.0	5.7
1324	593947.78	4782705.66	0.10	0	D	5000	38.5	-16.6	0.0	16.5	0.0	0.0	5.4
1324	593947.78	4782705.66	0.10	0	D	6300	36.6	-16.6	0.0	16.5	0.0	0.0	3.5
1324	593947.78	4782705.66	0.10	0	D	8000	34.0	-16.6	0.0	16.5	0.0	0.0	0.9
1324	593947.78	4782705.66	0.10	0	N	50	23.2	-16.6	0.0	-6.0	0.0	0.0	12.6
1324	593947.78	4782705.66	0.10	0	N	63	29.0	-16.6	0.0	-5.9	0.0	0.0	18.3
1324	593947.78	4782705.66	0.10	0	N	80	32.8	-16.6	0.0	-5.9	0.0	0.0	22.0
1324	593947.78	4782705.66	0.10	0	N	100	35.1	-16.6	0.0	-5.8	0.0	0.0	24.3
1324	593947.78	4782705.66	0.10	0	N	125	36.8	-16.6	0.0	-5.7	0.0	0.0	25.9
1324	593947.78	4782705.66	0.10	0	N	160	38.8	-16.6	0.0	-5.5	0.0	0.0	27.6
1324	593947.78	4782705.66	0.10	0	N	200	40.8	-16.6	0.0	-5.1	0.0	0.0	29.3

Road, TNM, Name: "Ottawa north", ID: "!03!01!Ottawa_N"													
Nr.	X	Y	Z	Refl.	DEN	Freq.	Lw	Ad	Aair	Agr	Afol	RL	Lr
	(m)	(m)	(m)			(Hz)	dB(A)	(dB)	(dB)	(dB)	(dB)	(dB)	dB(A)
1324	593947.78	4782705.66	0.10	0	N	250	44.0	-16.6	0.0	-4.6	0.0	0.0	31.9
1324	593947.78	4782705.66	0.10	0	N	315	43.6	-16.6	0.0	-3.6	0.0	0.0	30.6
1324	593947.78	4782705.66	0.10	0	N	400	42.9	-16.6	0.0	-1.9	0.0	0.0	28.1
1324	593947.78	4782705.66	0.10	0	N	500	44.8	-16.6	0.0	0.6	0.0	0.0	27.5
1324	593947.78	4782705.66	0.10	0	N	630	45.6	-16.6	0.0	4.5	0.0	0.0	24.5
1324	593947.78	4782705.66	0.10	0	N	800	44.4	-16.6	0.0	9.1	0.0	0.0	18.7
1324	593947.78	4782705.66	0.10	0	N	1000	44.8	-16.6	0.0	11.8	0.0	0.0	16.4
1324	593947.78	4782705.66	0.10	0	N	1250	43.8	-16.6	0.0	13.4	0.0	0.0	13.8
1324	593947.78	4782705.66	0.10	0	N	1600	43.2	-16.6	0.0	15.3	0.0	0.0	11.3
1324	593947.78	4782705.66	0.10	0	N	2000	42.9	-16.6	0.0	17.2	0.0	0.0	9.0
1324	593947.78	4782705.66	0.10	0	N	2500	42.6	-16.6	0.0	18.8	0.0	0.0	7.2
1324	593947.78	4782705.66	0.10	0	N	3150	42.8	-16.6	0.0	19.0	0.0	0.0	7.1
1324	593947.78	4782705.66	0.10	0	N	4000	41.6	-16.6	0.0	17.7	0.0	0.0	7.2
1324	593947.78	4782705.66	0.10	0	N	5000	40.1	-16.6	0.0	16.5	0.0	0.0	7.0
1324	593947.78	4782705.66	0.10	0	N	6300	38.2	-16.6	0.0	16.5	0.0	0.0	5.1
1324	593947.78	4782705.66	0.10	0	N	8000	35.6	-16.6	0.0	16.5	0.0	0.0	2.5
1338	593953.18	4782725.17	0.10	0	D	50	21.7	-22.9	0.0	-6.0	0.0	0.0	4.8
1338	593953.18	4782725.17	0.10	0	D	63	27.8	-22.9	0.0	-5.9	0.0	0.0	10.8
1338	593953.18	4782725.17	0.10	0	D	80	31.7	-22.9	0.0	-5.9	0.0	0.0	14.6
1338	593953.18	4782725.17	0.10	0	D	100	33.9	-22.9	0.0	-5.8	0.0	0.0	16.7
1338	593953.18	4782725.17	0.10	0	D	125	35.5	-22.9	0.0	-5.7	0.0	0.0	18.2
1338	593953.18	4782725.17	0.10	0	D	160	37.3	-22.9	0.0	-5.4	0.0	0.0	19.7
1338	593953.18	4782725.17	0.10	0	D	200	39.2	-22.9	0.0	-5.0	0.0	0.0	21.3
1338	593953.18	4782725.17	0.10	0	D	250	42.3	-22.9	0.0	-4.4	0.0	0.0	23.7
1338	593953.18	4782725.17	0.10	0	D	315	42.0	-22.9	0.0	-3.2	0.0	0.0	22.4
1338	593953.18	4782725.17	0.10	0	D	400	41.6	-22.9	0.0	-1.3	0.0	0.0	20.0
1338	593953.18	4782725.17	0.10	0	D	500	43.6	-22.9	0.0	1.7	0.0	0.0	18.9
1338	593953.18	4782725.17	0.10	0	D	630	44.7	-22.9	0.0	6.3	0.0	0.0	15.4
1338	593953.18	4782725.17	0.10	0	D	800	43.4	-22.9	0.0	11.3	0.0	0.0	9.1
1338	593953.18	4782725.17	0.10	0	D	1000	43.8	-22.9	0.0	13.7	0.0	0.0	7.2
1338	593953.18	4782725.17	0.10	0	D	1250	42.7	-22.9	0.0	15.2	0.0	0.0	4.6
1338	593953.18	4782725.17	0.10	0	D	1600	42.2	-22.9	0.0	17.1	0.0	0.0	2.2
1338	593953.18	4782725.17	0.10	0	N	50	23.2	-22.9	0.0	-6.0	0.0	0.0	6.3
1338	593953.18	4782725.17	0.10	0	N	63	29.0	-22.9	0.0	-5.9	0.0	0.0	12.0
1338	593953.18	4782725.17	0.10	0	N	80	32.8	-22.9	0.0	-5.9	0.0	0.0	15.7
1338	593953.18	4782725.17	0.10	0	N	100	35.1	-22.9	0.0	-5.8	0.0	0.0	18.0
1338	593953.18	4782725.17	0.10	0	N	125	36.8	-22.9	0.0	-5.7	0.0	0.0	19.6
1338	593953.18	4782725.17	0.10	0	N	160	38.8	-22.9	0.0	-5.4	0.0	0.0	21.3
1338	593953.18	4782725.17	0.10	0	N	200	40.8	-22.9	0.0	-5.0	0.0	0.0	22.9
1338	593953.18	4782725.17	0.10	0	N	250	44.0	-22.9	0.0	-4.4	0.0	0.0	25.5
1338	593953.18	4782725.17	0.10	0	N	315	43.6	-22.9	0.0	-3.2	0.0	0.0	24.0
1338	593953.18	4782725.17	0.10	0	N	400	42.9	-22.9	0.0	-1.3	0.0	0.0	21.2
1338	593953.18	4782725.17	0.10	0	N	500	44.8	-22.9	0.0	1.7	0.0	0.0	20.1
1338	593953.18	4782725.17	0.10	0	N	630	45.6	-22.9	0.0	6.3	0.0	0.0	16.4
1338	593953.18	4782725.17	0.10	0	N	800	44.4	-22.9	0.0	11.3	0.0	0.0	10.2
1338	593953.18	4782725.17	0.10	0	N	1000	44.8	-22.9	0.0	13.7	0.0	0.0	8.2
1338	593953.18	4782725.17	0.10	0	N	1250	43.8	-22.9	0.0	15.2	0.0	0.0	5.7
1338	593953.18	4782725.17	0.10	0	N	1600	43.2	-22.9	0.0	17.1	0.0	0.0	3.2
1338	593953.18	4782725.17	0.10	0	N	2000	42.9	-22.9	0.0	19.0	0.0	0.0	0.9
1353	593961.31	4782754.52	0.10	0	D	50	21.7	-18.3	0.0	-6.0	0.0	0.0	9.5
1353	593961.31	4782754.52	0.10	0	D	63	27.8	-18.3	0.0	-5.9	0.0	0.0	15.5
1353	593961.31	4782754.52	0.10	0	D	80	31.7	-18.3	0.0	-5.9	0.0	0.0	19.3
1353	593961.31	4782754.52	0.10	0	D	100	33.9	-18.3	0.0	-5.8	0.0	0.0	21.4
1353	593961.31	4782754.52	0.10	0	D	125	35.5	-18.3	0.0	-5.6	0.0	0.0	22.8
1353	593961.31	4782754.52	0.10	0	D	160	37.3	-18.3	0.0	-5.3	0.0	0.0	24.3
1353	593961.31	4782754.52	0.10	0	D	200	39.2	-18.3	0.0	-4.9	0.0	0.0	25.8
1353	593961.31	4782754.52	0.10	0	D	250	42.3	-18.3	0.0	-4.1	0.0	0.0	28.1
1353	593961.31	4782754.52	0.10	0	D	315	42.0	-18.3	0.0	-2.8	0.0	0.0	26.5
1353	593961.31	4782754.52	0.10	0	D	400	41.6	-18.3	0.0	-0.3	0.0	0.0	23.7
1353	593961.31	4782754.52	0.10	0	D	500	43.6	-18.3	0.0	3.4	0.0	0.0	22.0
1353	593961.31	4782754.52	0.10	0	D	630	44.7	-18.3	0.0	9.0	0.0	0.0	17.4
1353	593961.31	4782754.52	0.10	0	D	800	43.4	-18.3	0.0	14.2	0.0	0.0	10.9
1353	593961.31	4782754.52	0.10	0	D	1000	43.8	-18.3	0.0	16.0	0.0	0.0	9.5

Road, TNM, Name: "Ottawa north", ID: "!03!01!Ottawa_N"													
Nr.	X	Y	Z	Refl.	DEN	Freq.	Lw	Ad	Aair	Agr	Afol	RL	Lr
	(m)	(m)	(m)			(Hz)	dB(A)	(dB)	(dB)	(dB)	(dB)	(dB)	dB(A)
1353	593961.31	4782754.52	0.10	0	D	1250	42.7	-18.3	0.0	17.5	0.0	0.0	7.0
1353	593961.31	4782754.52	0.10	0	D	1600	42.2	-18.3	0.0	19.4	0.0	0.0	4.6
1353	593961.31	4782754.52	0.10	0	D	2000	41.8	-18.3	0.0	21.4	0.0	0.0	2.1
1353	593961.31	4782754.52	0.10	0	N	50	23.2	-18.3	0.0	-6.0	0.0	0.0	11.0
1353	593961.31	4782754.52	0.10	0	N	63	29.0	-18.3	0.0	-5.9	0.0	0.0	16.7
1353	593961.31	4782754.52	0.10	0	N	80	32.8	-18.3	0.0	-5.9	0.0	0.0	20.4
1353	593961.31	4782754.52	0.10	0	N	100	35.1	-18.3	0.0	-5.8	0.0	0.0	22.6
1353	593961.31	4782754.52	0.10	0	N	125	36.8	-18.3	0.0	-5.6	0.0	0.0	24.2
1353	593961.31	4782754.52	0.10	0	N	160	38.8	-18.3	0.0	-5.3	0.0	0.0	25.9
1353	593961.31	4782754.52	0.10	0	N	200	40.8	-18.3	0.0	-4.9	0.0	0.0	27.5
1353	593961.31	4782754.52	0.10	0	N	250	44.0	-18.3	0.0	-4.1	0.0	0.0	29.9
1353	593961.31	4782754.52	0.10	0	N	315	43.6	-18.3	0.0	-2.8	0.0	0.0	28.1
1353	593961.31	4782754.52	0.10	0	N	400	42.9	-18.3	0.0	-0.3	0.0	0.0	25.0
1353	593961.31	4782754.52	0.10	0	N	500	44.8	-18.3	0.0	3.4	0.0	0.0	23.2
1353	593961.31	4782754.52	0.10	0	N	630	45.6	-18.3	0.0	9.0	0.0	0.0	18.3
1353	593961.31	4782754.52	0.10	0	N	800	44.4	-18.3	0.0	14.2	0.0	0.0	12.0
1353	593961.31	4782754.52	0.10	0	N	1000	44.8	-18.3	0.0	16.0	0.0	0.0	10.5
1353	593961.31	4782754.52	0.10	0	N	1250	43.8	-18.3	0.0	17.5	0.0	0.0	8.1
1353	593961.31	4782754.52	0.10	0	N	1600	43.2	-18.3	0.0	19.4	0.0	0.0	5.6
1353	593961.31	4782754.52	0.10	0	N	2000	42.9	-18.3	0.0	21.4	0.0	0.0	3.2
1353	593961.31	4782754.52	0.10	0	N	2500	42.6	-18.3	0.0	23.2	0.0	0.0	1.2
1353	593961.31	4782754.52	0.10	0	N	3150	42.8	-18.3	0.0	23.7	0.0	0.0	0.8
1353	593961.31	4782754.52	0.10	0	N	4000	41.6	-18.3	0.0	23.0	0.0	0.0	0.3
1368	593976.74	4782810.28	0.10	0	D	50	21.7	-20.2	0.0	-6.0	0.0	0.0	7.5
1368	593976.74	4782810.28	0.10	0	D	63	27.8	-20.2	0.0	-5.9	0.0	0.0	13.5
1368	593976.74	4782810.28	0.10	0	D	80	31.7	-20.2	0.0	-5.8	0.0	0.0	17.2
1368	593976.74	4782810.28	0.10	0	D	100	33.9	-20.2	0.0	-5.7	0.0	0.0	19.3
1368	593976.74	4782810.28	0.10	0	D	125	35.5	-20.2	0.0	-5.5	0.0	0.0	20.7
1368	593976.74	4782810.28	0.10	0	D	160	37.3	-20.2	0.0	-5.2	0.0	0.0	22.2
1368	593976.74	4782810.28	0.10	0	D	200	39.2	-20.2	0.0	-4.6	0.0	0.0	23.6
1368	593976.74	4782810.28	0.10	0	D	250	42.3	-20.2	0.0	-3.6	0.0	0.0	25.6
1368	593976.74	4782810.28	0.10	0	D	315	42.0	-20.2	0.0	-1.8	0.0	0.0	23.6
1368	593976.74	4782810.28	0.10	0	D	400	41.6	-20.2	0.0	1.5	0.0	0.0	19.9
1368	593976.74	4782810.28	0.10	0	D	500	43.6	-20.2	0.0	6.5	0.0	0.0	16.9
1368	593976.74	4782810.28	0.10	0	D	630	44.7	-20.2	0.0	13.6	0.0	0.0	10.8
1368	593976.74	4782810.28	0.10	0	D	800	43.4	-20.2	0.0	18.0	0.0	0.0	5.1
1368	593976.74	4782810.28	0.10	0	D	1000	43.8	-20.2	0.0	19.4	0.0	0.0	4.2
1368	593976.74	4782810.28	0.10	0	D	1250	42.7	-20.2	0.0	20.8	0.0	0.0	1.7
1368	593976.74	4782810.28	0.10	0	N	50	23.2	-20.2	0.0	-6.0	0.0	0.0	9.0
1368	593976.74	4782810.28	0.10	0	N	63	29.0	-20.2	0.0	-5.9	0.0	0.0	14.7
1368	593976.74	4782810.28	0.10	0	N	80	32.8	-20.2	0.0	-5.8	0.0	0.0	18.4
1368	593976.74	4782810.28	0.10	0	N	100	35.1	-20.2	0.0	-5.7	0.0	0.0	20.6
1368	593976.74	4782810.28	0.10	0	N	125	36.8	-20.2	0.0	-5.5	0.0	0.0	22.1
1368	593976.74	4782810.28	0.10	0	N	160	38.8	-20.2	0.0	-5.2	0.0	0.0	23.7
1368	593976.74	4782810.28	0.10	0	N	200	40.8	-20.2	0.0	-4.6	0.0	0.0	25.2
1368	593976.74	4782810.28	0.10	0	N	250	44.0	-20.2	0.0	-3.6	0.0	0.0	27.4
1368	593976.74	4782810.28	0.10	0	N	315	43.6	-20.2	0.0	-1.8	0.0	0.0	25.2
1368	593976.74	4782810.28	0.10	0	N	400	42.9	-20.2	0.0	1.5	0.0	0.0	21.2
1368	593976.74	4782810.28	0.10	0	N	500	44.8	-20.2	0.0	6.5	0.0	0.0	18.1
1368	593976.74	4782810.28	0.10	0	N	630	45.6	-20.2	0.0	13.6	0.0	0.0	11.7
1368	593976.74	4782810.28	0.10	0	N	800	44.4	-20.2	0.0	18.0	0.0	0.0	6.2
1368	593976.74	4782810.28	0.10	0	N	1000	44.8	-20.2	0.0	19.4	0.0	0.0	5.2
1368	593976.74	4782810.28	0.10	0	N	1250	43.8	-20.2	0.0	20.8	0.0	0.0	2.8
1368	593976.74	4782810.28	0.10	0	N	1600	43.2	-20.2	0.0	22.8	0.0	0.0	0.2
1383	593994.20	4782873.38	0.10	0	D	50	21.7	-22.9	0.0	-6.0	0.0	0.0	4.8
1383	593994.20	4782873.38	0.10	0	D	63	27.8	-22.9	0.0	-5.9	0.0	0.0	10.8
1383	593994.20	4782873.38	0.10	0	D	80	31.7	-22.9	0.0	-5.8	0.0	0.0	14.6
1383	593994.20	4782873.38	0.10	0	D	100	33.9	-22.9	0.0	-5.7	0.0	0.0	16.6
1383	593994.20	4782873.38	0.10	0	D	125	35.5	-22.9	0.0	-5.4	0.0	0.0	18.0
1383	593994.20	4782873.38	0.10	0	D	160	37.3	-22.9	0.0	-5.0	0.0	0.0	19.4
1383	593994.20	4782873.38	0.10	0	D	200	39.2	-22.9	0.0	-4.4	0.0	0.0	20.7
1383	593994.20	4782873.38	0.10	0	D	250	42.3	-22.9	0.0	-3.0	0.0	0.0	22.4
1383	593994.20	4782873.38	0.10	0	D	315	42.0	-22.9	0.0	-0.7	0.0	0.0	19.9

Road, TNM, Name: "Ottawa north", ID: "!03!01!Ottawa_N"													
Nr.	X	Y	Z	Refl.	DEN	Freq.	Lw	Ad	Aair	Agr	Afol	RL	Lr
	(m)	(m)	(m)			(Hz)	dB(A)	(dB)	(dB)	(dB)	(dB)	(dB)	dB(A)
1383	593994.20	4782873.38	0.10	0	D	400	41.6	-22.9	0.0	3.5	0.0	0.0	15.2
1383	593994.20	4782873.38	0.10	0	D	500	43.6	-22.9	0.0	9.9	0.0	0.0	10.8
1383	593994.20	4782873.38	0.10	0	D	630	44.7	-22.9	0.0	17.7	0.0	0.0	4.1
1383	593994.20	4782873.38	0.10	0	N	50	23.2	-22.9	0.0	-6.0	0.0	0.0	6.3
1383	593994.20	4782873.38	0.10	0	N	63	29.0	-22.9	0.0	-5.9	0.0	0.0	12.0
1383	593994.20	4782873.38	0.10	0	N	80	32.8	-22.9	0.0	-5.8	0.0	0.0	15.7
1383	593994.20	4782873.38	0.10	0	N	100	35.1	-22.9	0.0	-5.7	0.0	0.0	17.9
1383	593994.20	4782873.38	0.10	0	N	125	36.8	-22.9	0.0	-5.4	0.0	0.0	19.4
1383	593994.20	4782873.38	0.10	0	N	160	38.8	-22.9	0.0	-5.0	0.0	0.0	20.9
1383	593994.20	4782873.38	0.10	0	N	200	40.8	-22.9	0.0	-4.4	0.0	0.0	22.3
1383	593994.20	4782873.38	0.10	0	N	250	44.0	-22.9	0.0	-3.0	0.0	0.0	24.1
1383	593994.20	4782873.38	0.10	0	N	315	43.6	-22.9	0.0	-0.7	0.0	0.0	21.5
1383	593994.20	4782873.38	0.10	0	N	400	42.9	-22.9	0.0	3.5	0.0	0.0	16.5
1383	593994.20	4782873.38	0.10	0	N	500	44.8	-22.9	0.0	9.9	0.0	0.0	12.0
1383	593994.20	4782873.38	0.10	0	N	630	45.6	-22.9	0.0	17.7	0.0	0.0	5.0
1383	593994.20	4782873.38	0.10	0	N	800	44.4	-22.9	0.0	21.0	0.0	0.0	0.6
1398	594008.77	4782926.04	0.10	0	D	50	21.7	-26.4	0.0	-6.0	0.0	0.0	1.4
1398	594008.77	4782926.04	0.10	0	D	63	27.8	-26.4	0.0	-5.9	0.0	0.0	7.3
1398	594008.77	4782926.04	0.10	0	D	80	31.7	-26.4	0.0	-5.8	0.0	0.0	11.0
1398	594008.77	4782926.04	0.10	0	D	100	33.9	-26.4	0.0	-5.6	0.0	0.0	13.1
1398	594008.77	4782926.04	0.10	0	D	125	35.5	-26.4	0.0	-5.4	0.0	0.0	14.4
1398	594008.77	4782926.04	0.10	0	D	160	37.3	-26.4	0.0	-4.9	0.0	0.0	15.8
1398	594008.77	4782926.04	0.10	0	D	200	39.2	-26.4	0.0	-4.1	0.0	0.0	16.9
1398	594008.77	4782926.04	0.10	0	D	250	42.3	-26.4	0.0	-2.5	0.0	0.0	18.4
1398	594008.77	4782926.04	0.10	0	D	315	42.0	-26.4	0.0	0.2	0.0	0.0	15.4
1398	594008.77	4782926.04	0.10	0	D	400	41.6	-26.4	0.0	5.2	0.0	0.0	10.1
1398	594008.77	4782926.04	0.10	0	D	500	43.6	-26.4	0.0	12.5	0.0	0.0	4.7
1398	594008.77	4782926.04	0.10	0	N	50	23.2	-26.4	0.0	-6.0	0.0	0.0	2.8
1398	594008.77	4782926.04	0.10	0	N	63	29.0	-26.4	0.0	-5.9	0.0	0.0	8.5
1398	594008.77	4782926.04	0.10	0	N	80	32.8	-26.4	0.0	-5.8	0.0	0.0	12.2
1398	594008.77	4782926.04	0.10	0	N	100	35.1	-26.4	0.0	-5.6	0.0	0.0	14.3
1398	594008.77	4782926.04	0.10	0	N	125	36.8	-26.4	0.0	-5.4	0.0	0.0	15.8
1398	594008.77	4782926.04	0.10	0	N	160	38.8	-26.4	0.0	-4.9	0.0	0.0	17.3
1398	594008.77	4782926.04	0.10	0	N	200	40.8	-26.4	0.0	-4.1	0.0	0.0	18.6
1398	594008.77	4782926.04	0.10	0	N	250	44.0	-26.4	0.0	-2.5	0.0	0.0	20.1
1398	594008.77	4782926.04	0.10	0	N	315	43.6	-26.4	0.0	0.2	0.0	0.0	17.0
1398	594008.77	4782926.04	0.10	0	N	400	42.9	-26.4	0.0	5.2	0.0	0.0	11.3
1398	594008.77	4782926.04	0.10	0	N	500	44.8	-26.4	0.0	12.5	0.0	0.0	5.9
1413	593932.68	4782617.32	0.10	0	D	50	21.7	-15.6	0.0	-6.0	0.0	0.0	12.1
1413	593932.68	4782617.32	0.10	0	D	63	27.8	-15.6	0.0	-5.9	0.0	0.0	18.2
1413	593932.68	4782617.32	0.10	0	D	80	31.7	-15.6	0.0	-5.9	0.0	0.0	21.9
1413	593932.68	4782617.32	0.10	0	D	100	33.9	-15.6	0.0	-5.8	0.0	0.0	24.1
1413	593932.68	4782617.32	0.10	0	D	125	35.5	-15.6	0.0	-5.7	0.0	0.0	25.6
1413	593932.68	4782617.32	0.10	0	D	160	37.3	-15.6	0.0	-5.6	0.0	0.0	27.2
1413	593932.68	4782617.32	0.10	0	D	200	39.2	-15.6	0.0	-5.3	0.0	0.0	28.9
1413	593932.68	4782617.32	0.10	0	D	250	42.3	-15.6	0.0	-4.9	0.0	0.0	31.5
1413	593932.68	4782617.32	0.10	0	D	315	42.0	-15.6	0.0	-4.2	0.0	0.0	30.6
1413	593932.68	4782617.32	0.10	0	D	400	41.6	-15.6	0.0	-3.0	0.0	0.0	29.0
1413	593932.68	4782617.32	0.10	0	D	500	43.6	-15.6	0.0	-1.4	0.0	0.0	29.4
1413	593932.68	4782617.32	0.10	0	D	630	44.7	-15.6	0.0	1.0	0.0	0.0	28.1
1413	593932.68	4782617.32	0.10	0	D	800	43.4	-15.6	0.0	4.2	0.0	0.0	23.6
1413	593932.68	4782617.32	0.10	0	D	1000	43.8	-15.6	0.0	6.9	0.0	0.0	21.3
1413	593932.68	4782617.32	0.10	0	D	1250	42.7	-15.6	0.0	8.9	0.0	0.0	18.2
1413	593932.68	4782617.32	0.10	0	D	1600	42.2	-15.6	0.0	10.9	0.0	0.0	15.7
1413	593932.68	4782617.32	0.10	0	D	2000	41.8	-15.6	0.0	12.7	0.0	0.0	13.4
1413	593932.68	4782617.32	0.10	0	D	2500	41.2	-15.6	0.0	14.2	0.0	0.0	11.5
1413	593932.68	4782617.32	0.10	0	D	3150	41.3	-15.6	0.0	14.1	0.0	0.0	11.5
1413	593932.68	4782617.32	0.10	0	D	4000	40.0	-15.6	0.0	12.4	0.0	0.0	12.0
1413	593932.68	4782617.32	0.10	0	D	5000	38.5	-15.6	0.0	10.6	0.0	0.0	12.3
1413	593932.68	4782617.32	0.10	0	D	6300	36.6	-15.6	0.0	10.6	0.0	0.0	10.4
1413	593932.68	4782617.32	0.10	0	D	8000	34.0	-15.6	0.0	10.6	0.0	0.0	7.8
1413	593932.68	4782617.32	0.10	0	D	10000	30.6	-15.6	0.0	10.6	0.0	0.0	4.4
1413	593932.68	4782617.32	0.10	0	N	50	23.2	-15.6	0.0	-6.0	0.0	0.0	13.6

Road, TNM, Name: "Ottawa north", ID: "!03!01!Ottawa_N"													
Nr.	X	Y	Z	Refl.	DEN	Freq.	Lw	Ad	Aair	Agr	Afol	RL	Lr
	(m)	(m)	(m)			(Hz)	dB(A)	(dB)	(dB)	(dB)	(dB)	(dB)	dB(A)
1413	593932.68	4782617.32	0.10	0	N	63	29.0	-15.6	0.0	-5.9	0.0	0.0	19.4
1413	593932.68	4782617.32	0.10	0	N	80	32.8	-15.6	0.0	-5.9	0.0	0.0	23.1
1413	593932.68	4782617.32	0.10	0	N	100	35.1	-15.6	0.0	-5.8	0.0	0.0	25.3
1413	593932.68	4782617.32	0.10	0	N	125	36.8	-15.6	0.0	-5.7	0.0	0.0	27.0
1413	593932.68	4782617.32	0.10	0	N	160	38.8	-15.6	0.0	-5.6	0.0	0.0	28.7
1413	593932.68	4782617.32	0.10	0	N	200	40.8	-15.6	0.0	-5.3	0.0	0.0	30.5
1413	593932.68	4782617.32	0.10	0	N	250	44.0	-15.6	0.0	-4.9	0.0	0.0	33.3
1413	593932.68	4782617.32	0.10	0	N	315	43.6	-15.6	0.0	-4.2	0.0	0.0	32.2
1413	593932.68	4782617.32	0.10	0	N	400	42.9	-15.6	0.0	-3.0	0.0	0.0	30.3
1413	593932.68	4782617.32	0.10	0	N	500	44.8	-15.6	0.0	-1.4	0.0	0.0	30.6
1413	593932.68	4782617.32	0.10	0	N	630	45.6	-15.6	0.0	1.0	0.0	0.0	29.0
1413	593932.68	4782617.32	0.10	0	N	800	44.4	-15.6	0.0	4.2	0.0	0.0	24.7
1413	593932.68	4782617.32	0.10	0	N	1000	44.8	-15.6	0.0	6.9	0.0	0.0	22.3
1413	593932.68	4782617.32	0.10	0	N	1250	43.8	-15.6	0.0	8.9	0.0	0.0	19.3
1413	593932.68	4782617.32	0.10	0	N	1600	43.2	-15.6	0.0	10.9	0.0	0.0	16.7
1413	593932.68	4782617.32	0.10	0	N	2000	42.9	-15.6	0.0	12.7	0.0	0.0	14.5
1413	593932.68	4782617.32	0.10	0	N	2500	42.6	-15.6	0.0	14.2	0.0	0.0	12.8
1413	593932.68	4782617.32	0.10	0	N	3150	42.8	-15.6	0.0	14.1	0.0	0.0	13.0
1413	593932.68	4782617.32	0.10	0	N	4000	41.6	-15.6	0.0	12.4	0.0	0.0	13.5
1413	593932.68	4782617.32	0.10	0	N	5000	40.1	-15.6	0.0	10.6	0.0	0.0	13.9
1413	593932.68	4782617.32	0.10	0	N	6300	38.2	-15.6	0.0	10.6	0.0	0.0	12.0
1413	593932.68	4782617.32	0.10	0	N	8000	35.6	-15.6	0.0	10.6	0.0	0.0	9.4
1413	593932.68	4782617.32	0.10	0	N	10000	32.2	-15.6	0.0	10.6	0.0	0.0	6.0
1428	593936.30	4782630.41	0.10	0	D	50	21.7	-15.2	0.0	-6.0	0.0	0.0	12.5
1428	593936.30	4782630.41	0.10	0	D	63	27.8	-15.2	0.0	-5.9	0.0	0.0	18.6
1428	593936.30	4782630.41	0.10	0	D	80	31.7	-15.2	0.0	-5.9	0.0	0.0	22.4
1428	593936.30	4782630.41	0.10	0	D	100	33.9	-15.2	0.0	-5.8	0.0	0.0	24.5
1428	593936.30	4782630.41	0.10	0	D	125	35.5	-15.2	0.0	-5.7	0.0	0.0	26.0
1428	593936.30	4782630.41	0.10	0	D	160	37.3	-15.2	0.0	-5.6	0.0	0.0	27.7
1428	593936.30	4782630.41	0.10	0	D	200	39.2	-15.2	0.0	-5.3	0.0	0.0	29.3
1428	593936.30	4782630.41	0.10	0	D	250	42.3	-15.2	0.0	-4.9	0.0	0.0	32.0
1428	593936.30	4782630.41	0.10	0	D	315	42.0	-15.2	0.0	-4.2	0.0	0.0	31.1
1428	593936.30	4782630.41	0.10	0	D	400	41.6	-15.2	0.0	-3.1	0.0	0.0	29.6
1428	593936.30	4782630.41	0.10	0	D	500	43.6	-15.2	0.0	-1.6	0.0	0.0	30.0
1428	593936.30	4782630.41	0.10	0	D	630	44.7	-15.2	0.0	0.7	0.0	0.0	28.8
1428	593936.30	4782630.41	0.10	0	D	800	43.4	-15.2	0.0	3.8	0.0	0.0	24.4
1428	593936.30	4782630.41	0.10	0	D	1000	43.8	-15.2	0.0	6.5	0.0	0.0	22.2
1428	593936.30	4782630.41	0.10	0	D	1250	42.7	-15.2	0.0	8.5	0.0	0.0	19.1
1428	593936.30	4782630.41	0.10	0	D	1600	42.2	-15.2	0.0	10.5	0.0	0.0	16.5
1428	593936.30	4782630.41	0.10	0	D	2000	41.8	-15.2	0.0	12.3	0.0	0.0	14.3
1428	593936.30	4782630.41	0.10	0	D	2500	41.2	-15.2	0.0	13.8	0.0	0.0	12.3
1428	593936.30	4782630.41	0.10	0	D	3150	41.3	-15.2	0.0	13.7	0.0	0.0	12.4
1428	593936.30	4782630.41	0.10	0	D	4000	40.0	-15.2	0.0	12.0	0.0	0.0	12.9
1428	593936.30	4782630.41	0.10	0	D	5000	38.5	-15.2	0.0	10.1	0.0	0.0	13.3
1428	593936.30	4782630.41	0.10	0	D	6300	36.6	-15.2	0.0	10.1	0.0	0.0	11.4
1428	593936.30	4782630.41	0.10	0	D	8000	34.0	-15.2	0.0	10.1	0.0	0.0	8.8
1428	593936.30	4782630.41	0.10	0	D	10000	30.6	-15.2	0.0	10.1	0.0	0.0	5.4
1428	593936.30	4782630.41	0.10	0	N	50	23.2	-15.2	0.0	-6.0	0.0	0.0	14.0
1428	593936.30	4782630.41	0.10	0	N	63	29.0	-15.2	0.0	-5.9	0.0	0.0	19.8
1428	593936.30	4782630.41	0.10	0	N	80	32.8	-15.2	0.0	-5.9	0.0	0.0	23.5
1428	593936.30	4782630.41	0.10	0	N	100	35.1	-15.2	0.0	-5.8	0.0	0.0	25.8
1428	593936.30	4782630.41	0.10	0	N	125	36.8	-15.2	0.0	-5.7	0.0	0.0	27.4
1428	593936.30	4782630.41	0.10	0	N	160	38.8	-15.2	0.0	-5.6	0.0	0.0	29.2
1428	593936.30	4782630.41	0.10	0	N	200	40.8	-15.2	0.0	-5.3	0.0	0.0	31.0
1428	593936.30	4782630.41	0.10	0	N	250	44.0	-15.2	0.0	-4.9	0.0	0.0	33.7
1428	593936.30	4782630.41	0.10	0	N	315	43.6	-15.2	0.0	-4.2	0.0	0.0	32.7
1428	593936.30	4782630.41	0.10	0	N	400	42.9	-15.2	0.0	-3.1	0.0	0.0	30.8
1428	593936.30	4782630.41	0.10	0	N	500	44.8	-15.2	0.0	-1.6	0.0	0.0	31.2
1428	593936.30	4782630.41	0.10	0	N	630	45.6	-15.2	0.0	0.7	0.0	0.0	29.7
1428	593936.30	4782630.41	0.10	0	N	800	44.4	-15.2	0.0	3.8	0.0	0.0	25.5
1428	593936.30	4782630.41	0.10	0	N	1000	44.8	-15.2	0.0	6.5	0.0	0.0	23.2
1428	593936.30	4782630.41	0.10	0	N	1250	43.8	-15.2	0.0	8.5	0.0	0.0	20.1
1428	593936.30	4782630.41	0.10	0	N	1600	43.2	-15.2	0.0	10.5	0.0	0.0	17.6

Road, TNM, Name: "Ottawa north", ID: "!03!01!Ottawa_N"													
Nr.	X	Y	Z	Refl.	DEN	Freq.	Lw	Ad	Aair	Agr	Afol	RL	Lr
	(m)	(m)	(m)			(Hz)	dB(A)	(dB)	(dB)	(dB)	(dB)	(dB)	dB(A)
1428	593936.30	4782630.41	0.10	0	N	2000	42.9	-15.2	0.0	12.3	0.0	0.0	15.4
1428	593936.30	4782630.41	0.10	0	N	2500	42.6	-15.2	0.0	13.8	0.0	0.0	13.7
1428	593936.30	4782630.41	0.10	0	N	3150	42.8	-15.2	0.0	13.7	0.0	0.0	13.9
1428	593936.30	4782630.41	0.10	0	N	4000	41.6	-15.2	0.0	12.0	0.0	0.0	14.4
1428	593936.30	4782630.41	0.10	0	N	5000	40.1	-15.2	0.0	10.1	0.0	0.0	14.8
1428	593936.30	4782630.41	0.10	0	N	6300	38.2	-15.2	0.0	10.1	0.0	0.0	13.0
1428	593936.30	4782630.41	0.10	0	N	8000	35.6	-15.2	0.0	10.1	0.0	0.0	10.4
1428	593936.30	4782630.41	0.10	0	N	10000	32.2	-15.2	0.0	10.1	0.0	0.0	6.9
1443	593940.24	4782644.64	0.10	0	D	50	21.7	-14.8	0.0	-6.0	0.0	0.0	12.9
1443	593940.24	4782644.64	0.10	0	D	63	27.8	-14.8	0.0	-5.9	0.0	0.0	19.0
1443	593940.24	4782644.64	0.10	0	D	80	31.7	-14.8	0.0	-5.9	0.0	0.0	22.8
1443	593940.24	4782644.64	0.10	0	D	100	33.9	-14.8	0.0	-5.8	0.0	0.0	24.9
1443	593940.24	4782644.64	0.10	0	D	125	35.5	-14.8	0.0	-5.7	0.0	0.0	26.4
1443	593940.24	4782644.64	0.10	0	D	160	37.3	-14.8	0.0	-5.6	0.0	0.0	28.0
1443	593940.24	4782644.64	0.10	0	D	200	39.2	-14.8	0.0	-5.3	0.0	0.0	29.7
1443	593940.24	4782644.64	0.10	0	D	250	42.3	-14.8	0.0	-4.9	0.0	0.0	32.3
1443	593940.24	4782644.64	0.10	0	D	315	42.0	-14.8	0.0	-4.2	0.0	0.0	31.4
1443	593940.24	4782644.64	0.10	0	D	400	41.6	-14.8	0.0	-3.1	0.0	0.0	29.9
1443	593940.24	4782644.64	0.10	0	D	500	43.6	-14.8	0.0	-1.5	0.0	0.0	30.3
1443	593940.24	4782644.64	0.10	0	D	630	44.7	-14.8	0.0	0.9	0.0	0.0	29.0
1443	593940.24	4782644.64	0.10	0	D	800	43.4	-14.8	0.0	4.1	0.0	0.0	24.5
1443	593940.24	4782644.64	0.10	0	D	1000	43.8	-14.8	0.0	6.8	0.0	0.0	22.2
1443	593940.24	4782644.64	0.10	0	D	1250	42.7	-14.8	0.0	8.8	0.0	0.0	19.2
1443	593940.24	4782644.64	0.10	0	D	1600	42.2	-14.8	0.0	10.8	0.0	0.0	16.6
1443	593940.24	4782644.64	0.10	0	D	2000	41.8	-14.8	0.0	12.6	0.0	0.0	14.4
1443	593940.24	4782644.64	0.10	0	D	2500	41.2	-14.8	0.0	14.0	0.0	0.0	12.4
1443	593940.24	4782644.64	0.10	0	D	3150	41.3	-14.8	0.0	14.0	0.0	0.0	12.5
1443	593940.24	4782644.64	0.10	0	D	4000	40.0	-14.8	0.0	12.3	0.0	0.0	12.9
1443	593940.24	4782644.64	0.10	0	D	5000	38.5	-14.8	0.0	10.4	0.0	0.0	13.3
1443	593940.24	4782644.64	0.10	0	D	6300	36.6	-14.8	0.0	10.4	0.0	0.0	11.4
1443	593940.24	4782644.64	0.10	0	D	8000	34.0	-14.8	0.0	10.4	0.0	0.0	8.8
1443	593940.24	4782644.64	0.10	0	D	10000	30.6	-14.8	0.0	10.4	0.0	0.0	5.4
1443	593940.24	4782644.64	0.10	0	N	50	23.2	-14.8	0.0	-6.0	0.0	0.0	14.4
1443	593940.24	4782644.64	0.10	0	N	63	29.0	-14.8	0.0	-5.9	0.0	0.0	20.2
1443	593940.24	4782644.64	0.10	0	N	80	32.8	-14.8	0.0	-5.9	0.0	0.0	23.9
1443	593940.24	4782644.64	0.10	0	N	100	35.1	-14.8	0.0	-5.8	0.0	0.0	26.2
1443	593940.24	4782644.64	0.10	0	N	125	36.8	-14.8	0.0	-5.7	0.0	0.0	27.8
1443	593940.24	4782644.64	0.10	0	N	160	38.8	-14.8	0.0	-5.6	0.0	0.0	29.6
1443	593940.24	4782644.64	0.10	0	N	200	40.8	-14.8	0.0	-5.3	0.0	0.0	31.3
1443	593940.24	4782644.64	0.10	0	N	250	44.0	-14.8	0.0	-4.9	0.0	0.0	34.1
1443	593940.24	4782644.64	0.10	0	N	315	43.6	-14.8	0.0	-4.2	0.0	0.0	33.0
1443	593940.24	4782644.64	0.10	0	N	400	42.9	-14.8	0.0	-3.1	0.0	0.0	31.1
1443	593940.24	4782644.64	0.10	0	N	500	44.8	-14.8	0.0	-1.5	0.0	0.0	31.4
1443	593940.24	4782644.64	0.10	0	N	630	45.6	-14.8	0.0	0.9	0.0	0.0	29.9
1443	593940.24	4782644.64	0.10	0	N	800	44.4	-14.8	0.0	4.1	0.0	0.0	25.6
1443	593940.24	4782644.64	0.10	0	N	1000	44.8	-14.8	0.0	6.8	0.0	0.0	23.2
1443	593940.24	4782644.64	0.10	0	N	1250	43.8	-14.8	0.0	8.8	0.0	0.0	20.2
1443	593940.24	4782644.64	0.10	0	N	1600	43.2	-14.8	0.0	10.8	0.0	0.0	17.7
1443	593940.24	4782644.64	0.10	0	N	2000	42.9	-14.8	0.0	12.6	0.0	0.0	15.5
1443	593940.24	4782644.64	0.10	0	N	2500	42.6	-14.8	0.0	14.0	0.0	0.0	13.7
1443	593940.24	4782644.64	0.10	0	N	3150	42.8	-14.8	0.0	14.0	0.0	0.0	14.0
1443	593940.24	4782644.64	0.10	0	N	4000	41.6	-14.8	0.0	12.3	0.0	0.0	14.5
1443	593940.24	4782644.64	0.10	0	N	5000	40.1	-14.8	0.0	10.4	0.0	0.0	14.9
1443	593940.24	4782644.64	0.10	0	N	6300	38.2	-14.8	0.0	10.4	0.0	0.0	13.0
1443	593940.24	4782644.64	0.10	0	N	8000	35.6	-14.8	0.0	10.4	0.0	0.0	10.4
1443	593940.24	4782644.64	0.10	0	N	10000	32.2	-14.8	0.0	10.4	0.0	0.0	7.0
1458	593944.49	4782659.99	0.10	0	D	50	21.7	-15.9	0.0	-6.0	0.0	0.0	11.9
1458	593944.49	4782659.99	0.10	0	D	63	27.8	-15.9	0.0	-5.9	0.0	0.0	17.9
1458	593944.49	4782659.99	0.10	0	D	80	31.7	-15.9	0.0	-5.9	0.0	0.0	21.7
1458	593944.49	4782659.99	0.10	0	D	100	33.9	-15.9	0.0	-5.8	0.0	0.0	23.8
1458	593944.49	4782659.99	0.10	0	D	125	35.5	-15.9	0.0	-5.7	0.0	0.0	25.3
1458	593944.49	4782659.99	0.10	0	D	160	37.3	-15.9	0.0	-5.6	0.0	0.0	26.9
1458	593944.49	4782659.99	0.10	0	D	200	39.2	-15.9	0.0	-5.3	0.0	0.0	28.6

Road, TNM, Name: "Ottawa north", ID: "!03!01!Ottawa_N"													
Nr.	X	Y	Z	Refl.	DEN	Freq.	Lw	Ad	Aair	Agr	Afol	RL	Lr
	(m)	(m)	(m)			(Hz)	dB(A)	(dB)	(dB)	(dB)	(dB)	(dB)	dB(A)
1458	593944.49	4782659.99	0.10	0	D	250	42.3	-15.9	0.0	-4.8	0.0	0.0	31.2
1458	593944.49	4782659.99	0.10	0	D	315	42.0	-15.9	0.0	-4.1	0.0	0.0	30.3
1458	593944.49	4782659.99	0.10	0	D	400	41.6	-15.9	0.0	-2.8	0.0	0.0	28.6
1458	593944.49	4782659.99	0.10	0	D	500	43.6	-15.9	0.0	-1.1	0.0	0.0	28.8
1458	593944.49	4782659.99	0.10	0	D	630	44.7	-15.9	0.0	1.6	0.0	0.0	27.2
1458	593944.49	4782659.99	0.10	0	D	800	43.4	-15.9	0.0	5.1	0.0	0.0	22.4
1458	593944.49	4782659.99	0.10	0	D	1000	43.8	-15.9	0.0	7.9	0.0	0.0	20.0
1458	593944.49	4782659.99	0.10	0	D	1250	42.7	-15.9	0.0	9.8	0.0	0.0	17.1
1458	593944.49	4782659.99	0.10	0	D	1600	42.2	-15.9	0.0	11.8	0.0	0.0	14.5
1458	593944.49	4782659.99	0.10	0	D	2000	41.8	-15.9	0.0	13.6	0.0	0.0	12.3
1458	593944.49	4782659.99	0.10	0	D	2500	41.2	-15.9	0.0	15.1	0.0	0.0	10.3
1458	593944.49	4782659.99	0.10	0	D	3150	41.3	-15.9	0.0	15.1	0.0	0.0	10.3
1458	593944.49	4782659.99	0.10	0	D	4000	40.0	-15.9	0.0	13.5	0.0	0.0	10.7
1458	593944.49	4782659.99	0.10	0	D	5000	38.5	-15.9	0.0	11.7	0.0	0.0	10.9
1458	593944.49	4782659.99	0.10	0	D	6300	36.6	-15.9	0.0	11.7	0.0	0.0	9.0
1458	593944.49	4782659.99	0.10	0	D	8000	34.0	-15.9	0.0	11.7	0.0	0.0	6.4
1458	593944.49	4782659.99	0.10	0	D	10000	30.6	-15.9	0.0	11.7	0.0	0.0	3.0
1458	593944.49	4782659.99	0.10	0	N	50	23.2	-15.9	0.0	-6.0	0.0	0.0	13.3
1458	593944.49	4782659.99	0.10	0	N	63	29.0	-15.9	0.0	-5.9	0.0	0.0	19.1
1458	593944.49	4782659.99	0.10	0	N	80	32.8	-15.9	0.0	-5.9	0.0	0.0	22.8
1458	593944.49	4782659.99	0.10	0	N	100	35.1	-15.9	0.0	-5.8	0.0	0.0	25.1
1458	593944.49	4782659.99	0.10	0	N	125	36.8	-15.9	0.0	-5.7	0.0	0.0	26.7
1458	593944.49	4782659.99	0.10	0	N	160	38.8	-15.9	0.0	-5.6	0.0	0.0	28.5
1458	593944.49	4782659.99	0.10	0	N	200	40.8	-15.9	0.0	-5.3	0.0	0.0	30.2
1458	593944.49	4782659.99	0.10	0	N	250	44.0	-15.9	0.0	-4.8	0.0	0.0	33.0
1458	593944.49	4782659.99	0.10	0	N	315	43.6	-15.9	0.0	-4.1	0.0	0.0	31.9
1458	593944.49	4782659.99	0.10	0	N	400	42.9	-15.9	0.0	-2.8	0.0	0.0	29.9
1458	593944.49	4782659.99	0.10	0	N	500	44.8	-15.9	0.0	-1.1	0.0	0.0	30.0
1458	593944.49	4782659.99	0.10	0	N	630	45.6	-15.9	0.0	1.6	0.0	0.0	28.1
1458	593944.49	4782659.99	0.10	0	N	800	44.4	-15.9	0.0	5.1	0.0	0.0	23.5
1458	593944.49	4782659.99	0.10	0	N	1000	44.8	-15.9	0.0	7.9	0.0	0.0	21.0
1458	593944.49	4782659.99	0.10	0	N	1250	43.8	-15.9	0.0	9.8	0.0	0.0	18.1
1458	593944.49	4782659.99	0.10	0	N	1600	43.2	-15.9	0.0	11.8	0.0	0.0	15.6
1458	593944.49	4782659.99	0.10	0	N	2000	42.9	-15.9	0.0	13.6	0.0	0.0	13.4
1458	593944.49	4782659.99	0.10	0	N	2500	42.6	-15.9	0.0	15.1	0.0	0.0	11.6
1458	593944.49	4782659.99	0.10	0	N	3150	42.8	-15.9	0.0	15.1	0.0	0.0	11.8
1458	593944.49	4782659.99	0.10	0	N	4000	41.6	-15.9	0.0	13.5	0.0	0.0	12.2
1458	593944.49	4782659.99	0.10	0	N	5000	40.1	-15.9	0.0	11.7	0.0	0.0	12.5
1458	593944.49	4782659.99	0.10	0	N	6300	38.2	-15.9	0.0	11.7	0.0	0.0	10.6
1458	593944.49	4782659.99	0.10	0	N	8000	35.6	-15.9	0.0	11.7	0.0	0.0	8.0
1458	593944.49	4782659.99	0.10	0	N	10000	32.2	-15.9	0.0	11.7	0.0	0.0	4.6
1473	593947.64	4782671.40	0.10	0	D	50	21.7	-20.0	0.0	-6.0	0.0	0.0	7.7
1473	593947.64	4782671.40	0.10	0	D	63	27.8	-20.0	0.0	-5.9	0.0	0.0	13.7
1473	593947.64	4782671.40	0.10	0	D	80	31.7	-20.0	0.0	-5.9	0.0	0.0	17.5
1473	593947.64	4782671.40	0.10	0	D	100	33.9	-20.0	0.0	-5.8	0.0	0.0	19.7
1473	593947.64	4782671.40	0.10	0	D	125	35.5	-20.0	0.0	-5.7	0.0	0.0	21.1
1473	593947.64	4782671.40	0.10	0	D	160	37.3	-20.0	0.0	-5.5	0.0	0.0	22.7
1473	593947.64	4782671.40	0.10	0	D	200	39.2	-20.0	0.0	-5.2	0.0	0.0	24.4
1473	593947.64	4782671.40	0.10	0	D	250	42.3	-20.0	0.0	-4.7	0.0	0.0	27.0
1473	593947.64	4782671.40	0.10	0	D	315	42.0	-20.0	0.0	-3.9	0.0	0.0	25.9
1473	593947.64	4782671.40	0.10	0	D	400	41.6	-20.0	0.0	-2.6	0.0	0.0	24.2
1473	593947.64	4782671.40	0.10	0	D	500	43.6	-20.0	0.0	-0.6	0.0	0.0	24.2
1473	593947.64	4782671.40	0.10	0	D	630	44.7	-20.0	0.0	2.4	0.0	0.0	22.3
1473	593947.64	4782671.40	0.10	0	D	800	43.4	-20.0	0.0	6.2	0.0	0.0	17.2
1473	593947.64	4782671.40	0.10	0	D	1000	43.8	-20.0	0.0	9.0	0.0	0.0	14.7
1473	593947.64	4782671.40	0.10	0	D	1250	42.7	-20.0	0.0	10.9	0.0	0.0	11.8
1473	593947.64	4782671.40	0.10	0	D	1600	42.2	-20.0	0.0	12.8	0.0	0.0	9.4
1473	593947.64	4782671.40	0.10	0	D	2000	41.8	-20.0	0.0	14.7	0.0	0.0	7.1
1473	593947.64	4782671.40	0.10	0	D	2500	41.2	-20.0	0.0	16.1	0.0	0.0	5.1
1473	593947.64	4782671.40	0.10	0	D	3150	41.3	-20.0	0.0	16.2	0.0	0.0	5.0
1473	593947.64	4782671.40	0.10	0	D	4000	40.0	-20.0	0.0	14.7	0.0	0.0	5.3
1473	593947.64	4782671.40	0.10	0	D	5000	38.5	-20.0	0.0	13.1	0.0	0.0	5.4
1473	593947.64	4782671.40	0.10	0	D	6300	36.6	-20.0	0.0	13.1	0.0	0.0	3.5

Road, TNM, Name: "Ottawa north", ID: "!03!01!Ottawa_N"													
Nr.	X	Y	Z	Refl.	DEN	Freq.	Lw	Ad	Aair	Agr	Afol	RL	Lr
	(m)	(m)	(m)			(Hz)	dB(A)	(dB)	(dB)	(dB)	(dB)	(dB)	dB(A)
1473	593947.64	4782671.40	0.10	0	D	8000	34.0	-20.0	0.0	13.1	0.0	0.0	0.9
1473	593947.64	4782671.40	0.10	0	N	50	23.2	-20.0	0.0	-6.0	0.0	0.0	9.2
1473	593947.64	4782671.40	0.10	0	N	63	29.0	-20.0	0.0	-5.9	0.0	0.0	14.9
1473	593947.64	4782671.40	0.10	0	N	80	32.8	-20.0	0.0	-5.9	0.0	0.0	18.6
1473	593947.64	4782671.40	0.10	0	N	100	35.1	-20.0	0.0	-5.8	0.0	0.0	20.9
1473	593947.64	4782671.40	0.10	0	N	125	36.8	-20.0	0.0	-5.7	0.0	0.0	22.5
1473	593947.64	4782671.40	0.10	0	N	160	38.8	-20.0	0.0	-5.5	0.0	0.0	24.3
1473	593947.64	4782671.40	0.10	0	N	200	40.8	-20.0	0.0	-5.2	0.0	0.0	26.0
1473	593947.64	4782671.40	0.10	0	N	250	44.0	-20.0	0.0	-4.7	0.0	0.0	28.7
1473	593947.64	4782671.40	0.10	0	N	315	43.6	-20.0	0.0	-3.9	0.0	0.0	27.5
1473	593947.64	4782671.40	0.10	0	N	400	42.9	-20.0	0.0	-2.6	0.0	0.0	25.4
1473	593947.64	4782671.40	0.10	0	N	500	44.8	-20.0	0.0	-0.6	0.0	0.0	25.4
1473	593947.64	4782671.40	0.10	0	N	630	45.6	-20.0	0.0	2.4	0.0	0.0	23.2
1473	593947.64	4782671.40	0.10	0	N	800	44.4	-20.0	0.0	6.2	0.0	0.0	18.3
1473	593947.64	4782671.40	0.10	0	N	1000	44.8	-20.0	0.0	9.0	0.0	0.0	15.7
1473	593947.64	4782671.40	0.10	0	N	1250	43.8	-20.0	0.0	10.9	0.0	0.0	12.9
1473	593947.64	4782671.40	0.10	0	N	1600	43.2	-20.0	0.0	12.8	0.0	0.0	10.4
1473	593947.64	4782671.40	0.10	0	N	2000	42.9	-20.0	0.0	14.7	0.0	0.0	8.2
1473	593947.64	4782671.40	0.10	0	N	2500	42.6	-20.0	0.0	16.1	0.0	0.0	6.4
1473	593947.64	4782671.40	0.10	0	N	3150	42.8	-20.0	0.0	16.2	0.0	0.0	6.5
1473	593947.64	4782671.40	0.10	0	N	4000	41.6	-20.0	0.0	14.7	0.0	0.0	6.8
1473	593947.64	4782671.40	0.10	0	N	5000	40.1	-20.0	0.0	13.1	0.0	0.0	7.0
1473	593947.64	4782671.40	0.10	0	N	6300	38.2	-20.0	0.0	13.1	0.0	0.0	5.1
1473	593947.64	4782671.40	0.10	0	N	8000	35.6	-20.0	0.0	13.1	0.0	0.0	2.5
1488	593952.47	4782688.84	0.10	0	D	50	21.7	-16.0	0.0	-6.0	0.0	0.0	11.7
1488	593952.47	4782688.84	0.10	0	D	63	27.8	-16.0	0.0	-5.9	0.0	0.0	17.8
1488	593952.47	4782688.84	0.10	0	D	80	31.7	-16.0	0.0	-5.9	0.0	0.0	21.5
1488	593952.47	4782688.84	0.10	0	D	100	33.9	-16.0	0.0	-5.8	0.0	0.0	23.7
1488	593952.47	4782688.84	0.10	0	D	125	35.5	-16.0	0.0	-5.7	0.0	0.0	25.1
1488	593952.47	4782688.84	0.10	0	D	160	37.3	-16.0	0.0	-5.5	0.0	0.0	26.7
1488	593952.47	4782688.84	0.10	0	D	200	39.2	-16.0	0.0	-5.2	0.0	0.0	28.4
1488	593952.47	4782688.84	0.10	0	D	250	42.3	-16.0	0.0	-4.6	0.0	0.0	30.9
1488	593952.47	4782688.84	0.10	0	D	315	42.0	-16.0	0.0	-3.7	0.0	0.0	29.7
1488	593952.47	4782688.84	0.10	0	D	400	41.6	-16.0	0.0	-2.1	0.0	0.0	27.8
1488	593952.47	4782688.84	0.10	0	D	500	43.6	-16.0	0.0	0.2	0.0	0.0	27.4
1488	593952.47	4782688.84	0.10	0	D	630	44.7	-16.0	0.0	3.7	0.0	0.0	25.0
1488	593952.47	4782688.84	0.10	0	D	800	43.4	-16.0	0.0	8.0	0.0	0.0	19.3
1488	593952.47	4782688.84	0.10	0	D	1000	43.8	-16.0	0.0	10.9	0.0	0.0	16.9
1488	593952.47	4782688.84	0.10	0	D	1250	42.7	-16.0	0.0	12.5	0.0	0.0	14.2
1488	593952.47	4782688.84	0.10	0	D	1600	42.2	-16.0	0.0	14.4	0.0	0.0	11.7
1488	593952.47	4782688.84	0.10	0	D	2000	41.8	-16.0	0.0	16.3	0.0	0.0	9.4
1488	593952.47	4782688.84	0.10	0	D	2500	41.2	-16.0	0.0	17.9	0.0	0.0	7.4
1488	593952.47	4782688.84	0.10	0	D	3150	41.3	-16.0	0.0	18.0	0.0	0.0	7.2
1488	593952.47	4782688.84	0.10	0	D	4000	40.0	-16.0	0.0	16.7	0.0	0.0	7.3
1488	593952.47	4782688.84	0.10	0	D	5000	38.5	-16.0	0.0	15.3	0.0	0.0	7.2
1488	593952.47	4782688.84	0.10	0	D	6300	36.6	-16.0	0.0	15.3	0.0	0.0	5.3
1488	593952.47	4782688.84	0.10	0	D	8000	34.0	-16.0	0.0	15.3	0.0	0.0	2.7
1488	593952.47	4782688.84	0.10	0	N	50	23.2	-16.0	0.0	-6.0	0.0	0.0	13.2
1488	593952.47	4782688.84	0.10	0	N	63	29.0	-16.0	0.0	-5.9	0.0	0.0	19.0
1488	593952.47	4782688.84	0.10	0	N	80	32.8	-16.0	0.0	-5.9	0.0	0.0	22.7
1488	593952.47	4782688.84	0.10	0	N	100	35.1	-16.0	0.0	-5.8	0.0	0.0	24.9
1488	593952.47	4782688.84	0.10	0	N	125	36.8	-16.0	0.0	-5.7	0.0	0.0	26.5
1488	593952.47	4782688.84	0.10	0	N	160	38.8	-16.0	0.0	-5.5	0.0	0.0	28.3
1488	593952.47	4782688.84	0.10	0	N	200	40.8	-16.0	0.0	-5.2	0.0	0.0	30.0
1488	593952.47	4782688.84	0.10	0	N	250	44.0	-16.0	0.0	-4.6	0.0	0.0	32.6
1488	593952.47	4782688.84	0.10	0	N	315	43.6	-16.0	0.0	-3.7	0.0	0.0	31.3
1488	593952.47	4782688.84	0.10	0	N	400	42.9	-16.0	0.0	-2.1	0.0	0.0	29.0
1488	593952.47	4782688.84	0.10	0	N	500	44.8	-16.0	0.0	0.2	0.0	0.0	28.6
1488	593952.47	4782688.84	0.10	0	N	630	45.6	-16.0	0.0	3.7	0.0	0.0	25.9
1488	593952.47	4782688.84	0.10	0	N	800	44.4	-16.0	0.0	8.0	0.0	0.0	20.4
1488	593952.47	4782688.84	0.10	0	N	1000	44.8	-16.0	0.0	10.9	0.0	0.0	17.9
1488	593952.47	4782688.84	0.10	0	N	1250	43.8	-16.0	0.0	12.5	0.0	0.0	15.3
1488	593952.47	4782688.84	0.10	0	N	1600	43.2	-16.0	0.0	14.4	0.0	0.0	12.8

Road, TNM, Name: "Ottawa north", ID: "!03!01!Ottawa_N"													
Nr.	X	Y	Z	Refl.	DEN	Freq.	Lw	Ad	Aair	Agr	Afol	RL	Lr
	(m)	(m)	(m)			(Hz)	dB(A)	(dB)	(dB)	(dB)	(dB)	(dB)	dB(A)
1488	593952.47	4782688.84	0.10	0	N	2000	42.9	-16.0	0.0	16.3	0.0	0.0	10.6
1488	593952.47	4782688.84	0.10	0	N	2500	42.6	-16.0	0.0	17.9	0.0	0.0	8.7
1488	593952.47	4782688.84	0.10	0	N	3150	42.8	-16.0	0.0	18.0	0.0	0.0	8.7
1488	593952.47	4782688.84	0.10	0	N	4000	41.6	-16.0	0.0	16.7	0.0	0.0	8.9
1488	593952.47	4782688.84	0.10	0	N	5000	40.1	-16.0	0.0	15.3	0.0	0.0	8.8
1488	593952.47	4782688.84	0.10	0	N	6300	38.2	-16.0	0.0	15.3	0.0	0.0	6.9
1488	593952.47	4782688.84	0.10	0	N	8000	35.6	-16.0	0.0	15.3	0.0	0.0	4.4
1488	593952.47	4782688.84	0.10	0	N	10000	32.2	-16.0	0.0	15.3	0.0	0.0	0.9
1503	593961.19	4782720.36	0.10	0	D	50	21.7	-17.6	0.0	-6.0	0.0	0.0	10.2
1503	593961.19	4782720.36	0.10	0	D	63	27.8	-17.6	0.0	-5.9	0.0	0.0	16.2
1503	593961.19	4782720.36	0.10	0	D	80	31.7	-17.6	0.0	-5.9	0.0	0.0	20.0
1503	593961.19	4782720.36	0.10	0	D	100	33.9	-17.6	0.0	-5.8	0.0	0.0	22.1
1503	593961.19	4782720.36	0.10	0	D	125	35.5	-17.6	0.0	-5.7	0.0	0.0	23.5
1503	593961.19	4782720.36	0.10	0	D	160	37.3	-17.6	0.0	-5.4	0.0	0.0	25.1
1503	593961.19	4782720.36	0.10	0	D	200	39.2	-17.6	0.0	-5.0	0.0	0.0	26.7
1503	593961.19	4782720.36	0.10	0	D	250	42.3	-17.6	0.0	-4.4	0.0	0.0	29.1
1503	593961.19	4782720.36	0.10	0	D	315	42.0	-17.6	0.0	-3.2	0.0	0.0	27.7
1503	593961.19	4782720.36	0.10	0	D	400	41.6	-17.6	0.0	-1.2	0.0	0.0	25.3
1503	593961.19	4782720.36	0.10	0	D	500	43.6	-17.6	0.0	1.8	0.0	0.0	24.2
1503	593961.19	4782720.36	0.10	0	D	630	44.7	-17.6	0.0	6.4	0.0	0.0	20.7
1503	593961.19	4782720.36	0.10	0	D	800	43.4	-17.6	0.0	11.5	0.0	0.0	14.3
1503	593961.19	4782720.36	0.10	0	D	1000	43.8	-17.6	0.0	13.8	0.0	0.0	12.4
1503	593961.19	4782720.36	0.10	0	D	1250	42.7	-17.6	0.0	15.3	0.0	0.0	9.9
1503	593961.19	4782720.36	0.10	0	D	1600	42.2	-17.6	0.0	17.2	0.0	0.0	7.4
1503	593961.19	4782720.36	0.10	0	D	2000	41.8	-17.6	0.0	19.2	0.0	0.0	5.0
1503	593961.19	4782720.36	0.10	0	D	2500	41.2	-17.6	0.0	20.8	0.0	0.0	2.9
1503	593961.19	4782720.36	0.10	0	D	3150	41.3	-17.6	0.0	21.2	0.0	0.0	2.5
1503	593961.19	4782720.36	0.10	0	D	4000	40.0	-17.6	0.0	20.2	0.0	0.0	2.3
1503	593961.19	4782720.36	0.10	0	D	5000	38.5	-17.6	0.0	19.2	0.0	0.0	1.7
1503	593961.19	4782720.36	0.10	0	N	50	23.2	-17.6	0.0	-6.0	0.0	0.0	11.6
1503	593961.19	4782720.36	0.10	0	N	63	29.0	-17.6	0.0	-5.9	0.0	0.0	17.4
1503	593961.19	4782720.36	0.10	0	N	80	32.8	-17.6	0.0	-5.9	0.0	0.0	21.1
1503	593961.19	4782720.36	0.10	0	N	100	35.1	-17.6	0.0	-5.8	0.0	0.0	23.3
1503	593961.19	4782720.36	0.10	0	N	125	36.8	-17.6	0.0	-5.7	0.0	0.0	24.9
1503	593961.19	4782720.36	0.10	0	N	160	38.8	-17.6	0.0	-5.4	0.0	0.0	26.6
1503	593961.19	4782720.36	0.10	0	N	200	40.8	-17.6	0.0	-5.0	0.0	0.0	28.3
1503	593961.19	4782720.36	0.10	0	N	250	44.0	-17.6	0.0	-4.4	0.0	0.0	30.8
1503	593961.19	4782720.36	0.10	0	N	315	43.6	-17.6	0.0	-3.2	0.0	0.0	29.3
1503	593961.19	4782720.36	0.10	0	N	400	42.9	-17.6	0.0	-1.2	0.0	0.0	26.5
1503	593961.19	4782720.36	0.10	0	N	500	44.8	-17.6	0.0	1.8	0.0	0.0	25.4
1503	593961.19	4782720.36	0.10	0	N	630	45.6	-17.6	0.0	6.4	0.0	0.0	21.6
1503	593961.19	4782720.36	0.10	0	N	800	44.4	-17.6	0.0	11.5	0.0	0.0	15.4
1503	593961.19	4782720.36	0.10	0	N	1000	44.8	-17.6	0.0	13.8	0.0	0.0	13.4
1503	593961.19	4782720.36	0.10	0	N	1250	43.8	-17.6	0.0	15.3	0.0	0.0	10.9
1503	593961.19	4782720.36	0.10	0	N	1600	43.2	-17.6	0.0	17.2	0.0	0.0	8.4
1503	593961.19	4782720.36	0.10	0	N	2000	42.9	-17.6	0.0	19.2	0.0	0.0	6.2
1503	593961.19	4782720.36	0.10	0	N	2500	42.6	-17.6	0.0	20.8	0.0	0.0	4.2
1503	593961.19	4782720.36	0.10	0	N	3150	42.8	-17.6	0.0	21.2	0.0	0.0	4.0
1503	593961.19	4782720.36	0.10	0	N	4000	41.6	-17.6	0.0	20.2	0.0	0.0	3.8
1503	593961.19	4782720.36	0.10	0	N	5000	40.1	-17.6	0.0	19.2	0.0	0.0	3.3
1503	593961.19	4782720.36	0.10	0	N	6300	38.2	-17.6	0.0	19.2	0.0	0.0	1.4
1518	593967.89	4782744.58	0.10	0	D	50	21.7	-23.9	0.0	-6.0	0.0	0.0	3.9
1518	593967.89	4782744.58	0.10	0	D	63	27.8	-23.9	0.0	-5.9	0.0	0.0	9.9
1518	593967.89	4782744.58	0.10	0	D	80	31.7	-23.9	0.0	-5.9	0.0	0.0	13.6
1518	593967.89	4782744.58	0.10	0	D	100	33.9	-23.9	0.0	-5.8	0.0	0.0	15.8
1518	593967.89	4782744.58	0.10	0	D	125	35.5	-23.9	0.0	-5.6	0.0	0.0	17.2
1518	593967.89	4782744.58	0.10	0	D	160	37.3	-23.9	0.0	-5.4	0.0	0.0	18.7
1518	593967.89	4782744.58	0.10	0	D	200	39.2	-23.9	0.0	-4.9	0.0	0.0	20.2
1518	593967.89	4782744.58	0.10	0	D	250	42.3	-23.9	0.0	-4.2	0.0	0.0	22.6
1518	593967.89	4782744.58	0.10	0	D	315	42.0	-23.9	0.0	-2.8	0.0	0.0	21.0
1518	593967.89	4782744.58	0.10	0	D	400	41.6	-23.9	0.0	-0.5	0.0	0.0	18.2
1518	593967.89	4782744.58	0.10	0	D	500	43.6	-23.9	0.0	3.1	0.0	0.0	16.6
1518	593967.89	4782744.58	0.10	0	D	630	44.7	-23.9	0.0	8.6	0.0	0.0	12.2

Road, TNM, Name: "Ottawa north", ID: "!03!01!Ottawa_N"													
Nr.	X	Y	Z	Refl.	DEN	Freq.	Lw	Ad	Aair	Agr	Afol	RL	Lr
	(m)	(m)	(m)			(Hz)	dB(A)	(dB)	(dB)	(dB)	(dB)	(dB)	dB(A)
1518	593967.89	4782744.58	0.10	0	D	800	43.4	-23.9	0.0	13.8	0.0	0.0	5.7
1518	593967.89	4782744.58	0.10	0	D	1000	43.8	-23.9	0.0	15.7	0.0	0.0	4.2
1518	593967.89	4782744.58	0.10	0	D	1250	42.7	-23.9	0.0	17.1	0.0	0.0	1.7
1518	593967.89	4782744.58	0.10	0	N	50	23.2	-23.9	0.0	-6.0	0.0	0.0	5.3
1518	593967.89	4782744.58	0.10	0	N	63	29.0	-23.9	0.0	-5.9	0.0	0.0	11.1
1518	593967.89	4782744.58	0.10	0	N	80	32.8	-23.9	0.0	-5.9	0.0	0.0	14.8
1518	593967.89	4782744.58	0.10	0	N	100	35.1	-23.9	0.0	-5.8	0.0	0.0	17.0
1518	593967.89	4782744.58	0.10	0	N	125	36.8	-23.9	0.0	-5.6	0.0	0.0	18.6
1518	593967.89	4782744.58	0.10	0	N	160	38.8	-23.9	0.0	-5.4	0.0	0.0	20.3
1518	593967.89	4782744.58	0.10	0	N	200	40.8	-23.9	0.0	-4.9	0.0	0.0	21.9
1518	593967.89	4782744.58	0.10	0	N	250	44.0	-23.9	0.0	-4.2	0.0	0.0	24.3
1518	593967.89	4782744.58	0.10	0	N	315	43.6	-23.9	0.0	-2.8	0.0	0.0	22.6
1518	593967.89	4782744.58	0.10	0	N	400	42.9	-23.9	0.0	-0.5	0.0	0.0	19.5
1518	593967.89	4782744.58	0.10	0	N	500	44.8	-23.9	0.0	3.1	0.0	0.0	17.8
1518	593967.89	4782744.58	0.10	0	N	630	45.6	-23.9	0.0	8.6	0.0	0.0	13.1
1518	593967.89	4782744.58	0.10	0	N	800	44.4	-23.9	0.0	13.8	0.0	0.0	6.8
1518	593967.89	4782744.58	0.10	0	N	1000	44.8	-23.9	0.0	15.7	0.0	0.0	5.2
1518	593967.89	4782744.58	0.10	0	N	1250	43.8	-23.9	0.0	17.1	0.0	0.0	2.8
1518	593967.89	4782744.58	0.10	0	N	1600	43.2	-23.9	0.0	19.1	0.0	0.0	0.3
1533	593977.97	4782781.01	0.10	0	D	50	21.7	-19.2	0.0	-6.0	0.0	0.0	8.5
1533	593977.97	4782781.01	0.10	0	D	63	27.8	-19.2	0.0	-5.9	0.0	0.0	14.6
1533	593977.97	4782781.01	0.10	0	D	80	31.7	-19.2	0.0	-5.8	0.0	0.0	18.3
1533	593977.97	4782781.01	0.10	0	D	100	33.9	-19.2	0.0	-5.7	0.0	0.0	20.4
1533	593977.97	4782781.01	0.10	0	D	125	35.5	-19.2	0.0	-5.6	0.0	0.0	21.8
1533	593977.97	4782781.01	0.10	0	D	160	37.3	-19.2	0.0	-5.3	0.0	0.0	23.3
1533	593977.97	4782781.01	0.10	0	D	200	39.2	-19.2	0.0	-4.8	0.0	0.0	24.8
1533	593977.97	4782781.01	0.10	0	D	250	42.3	-19.2	0.0	-3.8	0.0	0.0	26.9
1533	593977.97	4782781.01	0.10	0	D	315	42.0	-19.2	0.0	-2.2	0.0	0.0	25.1
1533	593977.97	4782781.01	0.10	0	D	400	41.6	-19.2	0.0	0.7	0.0	0.0	21.8
1533	593977.97	4782781.01	0.10	0	D	500	43.6	-19.2	0.0	5.1	0.0	0.0	19.3
1533	593977.97	4782781.01	0.10	0	D	630	44.7	-19.2	0.0	11.7	0.0	0.0	13.8
1533	593977.97	4782781.01	0.10	0	D	800	43.4	-19.2	0.0	16.5	0.0	0.0	7.6
1533	593977.97	4782781.01	0.10	0	D	1000	43.8	-19.2	0.0	18.0	0.0	0.0	6.6
1533	593977.97	4782781.01	0.10	0	D	1250	42.7	-19.2	0.0	19.4	0.0	0.0	4.1
1533	593977.97	4782781.01	0.10	0	D	1600	42.2	-19.2	0.0	21.4	0.0	0.0	1.6
1533	593977.97	4782781.01	0.10	0	N	50	23.2	-19.2	0.0	-6.0	0.0	0.0	10.0
1533	593977.97	4782781.01	0.10	0	N	63	29.0	-19.2	0.0	-5.9	0.0	0.0	15.8
1533	593977.97	4782781.01	0.10	0	N	80	32.8	-19.2	0.0	-5.8	0.0	0.0	19.4
1533	593977.97	4782781.01	0.10	0	N	100	35.1	-19.2	0.0	-5.7	0.0	0.0	21.7
1533	593977.97	4782781.01	0.10	0	N	125	36.8	-19.2	0.0	-5.6	0.0	0.0	23.2
1533	593977.97	4782781.01	0.10	0	N	160	38.8	-19.2	0.0	-5.3	0.0	0.0	24.8
1533	593977.97	4782781.01	0.10	0	N	200	40.8	-19.2	0.0	-4.8	0.0	0.0	26.4
1533	593977.97	4782781.01	0.10	0	N	250	44.0	-19.2	0.0	-3.8	0.0	0.0	28.6
1533	593977.97	4782781.01	0.10	0	N	315	43.6	-19.2	0.0	-2.2	0.0	0.0	26.7
1533	593977.97	4782781.01	0.10	0	N	400	42.9	-19.2	0.0	0.7	0.0	0.0	23.0
1533	593977.97	4782781.01	0.10	0	N	500	44.8	-19.2	0.0	5.1	0.0	0.0	20.5
1533	593977.97	4782781.01	0.10	0	N	630	45.6	-19.2	0.0	11.7	0.0	0.0	14.7
1533	593977.97	4782781.01	0.10	0	N	800	44.4	-19.2	0.0	16.5	0.0	0.0	8.7
1533	593977.97	4782781.01	0.10	0	N	1000	44.8	-19.2	0.0	18.0	0.0	0.0	7.6
1533	593977.97	4782781.01	0.10	0	N	1250	43.8	-19.2	0.0	19.4	0.0	0.0	5.2
1533	593977.97	4782781.01	0.10	0	N	1600	43.2	-19.2	0.0	21.4	0.0	0.0	2.6
1533	593977.97	4782781.01	0.10	0	N	2000	42.9	-19.2	0.0	23.5	0.0	0.0	0.2
1548	593995.53	4782844.46	0.10	0	D	50	21.7	-21.7	0.0	-6.0	0.0	0.0	6.1
1548	593995.53	4782844.46	0.10	0	D	63	27.8	-21.7	0.0	-5.9	0.0	0.0	12.1
1548	593995.53	4782844.46	0.10	0	D	80	31.7	-21.7	0.0	-5.8	0.0	0.0	15.8
1548	593995.53	4782844.46	0.10	0	D	100	33.9	-21.7	0.0	-5.7	0.0	0.0	17.9
1548	593995.53	4782844.46	0.10	0	D	125	35.5	-21.7	0.0	-5.5	0.0	0.0	19.3
1548	593995.53	4782844.46	0.10	0	D	160	37.3	-21.7	0.0	-5.1	0.0	0.0	20.7
1548	593995.53	4782844.46	0.10	0	D	200	39.2	-21.7	0.0	-4.5	0.0	0.0	22.0
1548	593995.53	4782844.46	0.10	0	D	250	42.3	-21.7	0.0	-3.3	0.0	0.0	23.8
1548	593995.53	4782844.46	0.10	0	D	315	42.0	-21.7	0.0	-1.1	0.0	0.0	21.5
1548	593995.53	4782844.46	0.10	0	D	400	41.6	-21.7	0.0	2.7	0.0	0.0	17.3
1548	593995.53	4782844.46	0.10	0	D	500	43.6	-21.7	0.0	8.6	0.0	0.0	13.4

Road, TNM, Name: "Ottawa north", ID: "!03!01!Ottawa_N"													
Nr.	X	Y	Z	Refl.	DEN	Freq.	Lw	Ad	Aair	Agr	Afol	RL	Lr
	(m)	(m)	(m)			(Hz)	dB(A)	(dB)	(dB)	(dB)	(dB)	(dB)	dB(A)
1548	593995.53	4782844.46	0.10	0	D	630	44.7	-21.7	0.0	16.3	0.0	0.0	6.7
1548	593995.53	4782844.46	0.10	0	D	800	43.4	-21.7	0.0	19.9	0.0	0.0	1.8
1548	593995.53	4782844.46	0.10	0	D	1000	43.8	-21.7	0.0	21.2	0.0	0.0	0.9
1548	593995.53	4782844.46	0.10	0	N	50	23.2	-21.7	0.0	-6.0	0.0	0.0	7.5
1548	593995.53	4782844.46	0.10	0	N	63	29.0	-21.7	0.0	-5.9	0.0	0.0	13.3
1548	593995.53	4782844.46	0.10	0	N	80	32.8	-21.7	0.0	-5.8	0.0	0.0	16.9
1548	593995.53	4782844.46	0.10	0	N	100	35.1	-21.7	0.0	-5.7	0.0	0.0	19.1
1548	593995.53	4782844.46	0.10	0	N	125	36.8	-21.7	0.0	-5.5	0.0	0.0	20.6
1548	593995.53	4782844.46	0.10	0	N	160	38.8	-21.7	0.0	-5.1	0.0	0.0	22.2
1548	593995.53	4782844.46	0.10	0	N	200	40.8	-21.7	0.0	-4.5	0.0	0.0	23.6
1548	593995.53	4782844.46	0.10	0	N	250	44.0	-21.7	0.0	-3.3	0.0	0.0	25.6
1548	593995.53	4782844.46	0.10	0	N	315	43.6	-21.7	0.0	-1.1	0.0	0.0	23.1
1548	593995.53	4782844.46	0.10	0	N	400	42.9	-21.7	0.0	2.7	0.0	0.0	18.5
1548	593995.53	4782844.46	0.10	0	N	500	44.8	-21.7	0.0	8.6	0.0	0.0	14.5
1548	593995.53	4782844.46	0.10	0	N	630	45.6	-21.7	0.0	16.3	0.0	0.0	7.7
1548	593995.53	4782844.46	0.10	0	N	800	44.4	-21.7	0.0	19.9	0.0	0.0	2.8
1548	593995.53	4782844.46	0.10	0	N	1000	44.8	-21.7	0.0	21.2	0.0	0.0	1.9
1563	594014.03	4782911.32	0.10	0	D	50	21.7	-24.0	0.0	-6.0	0.0	0.0	3.7
1563	594014.03	4782911.32	0.10	0	D	63	27.8	-24.0	0.0	-5.9	0.0	0.0	9.7
1563	594014.03	4782911.32	0.10	0	D	80	31.7	-24.0	0.0	-5.8	0.0	0.0	13.4
1563	594014.03	4782911.32	0.10	0	D	100	33.9	-24.0	0.0	-5.6	0.0	0.0	15.5
1563	594014.03	4782911.32	0.10	0	D	125	35.5	-24.0	0.0	-5.4	0.0	0.0	16.8
1563	594014.03	4782911.32	0.10	0	D	160	37.3	-24.0	0.0	-4.9	0.0	0.0	18.2
1563	594014.03	4782911.32	0.10	0	D	200	39.2	-24.0	0.0	-4.2	0.0	0.0	19.3
1563	594014.03	4782911.32	0.10	0	D	250	42.3	-24.0	0.0	-2.6	0.0	0.0	20.9
1563	594014.03	4782911.32	0.10	0	D	315	42.0	-24.0	0.0	0.0	0.0	0.0	18.0
1563	594014.03	4782911.32	0.10	0	D	400	41.6	-24.0	0.0	4.8	0.0	0.0	12.8
1563	594014.03	4782911.32	0.10	0	D	500	43.6	-24.0	0.0	12.0	0.0	0.0	7.6
1563	594014.03	4782911.32	0.10	0	D	630	44.7	-24.0	0.0	19.8	0.0	0.0	0.9
1563	594014.03	4782911.32	0.10	0	N	50	23.2	-24.0	0.0	-6.0	0.0	0.0	5.2
1563	594014.03	4782911.32	0.10	0	N	63	29.0	-24.0	0.0	-5.9	0.0	0.0	10.9
1563	594014.03	4782911.32	0.10	0	N	80	32.8	-24.0	0.0	-5.8	0.0	0.0	14.5
1563	594014.03	4782911.32	0.10	0	N	100	35.1	-24.0	0.0	-5.6	0.0	0.0	16.7
1563	594014.03	4782911.32	0.10	0	N	125	36.8	-24.0	0.0	-5.4	0.0	0.0	18.2
1563	594014.03	4782911.32	0.10	0	N	160	38.8	-24.0	0.0	-4.9	0.0	0.0	19.7
1563	594014.03	4782911.32	0.10	0	N	200	40.8	-24.0	0.0	-4.2	0.0	0.0	21.0
1563	594014.03	4782911.32	0.10	0	N	250	44.0	-24.0	0.0	-2.6	0.0	0.0	22.6
1563	594014.03	4782911.32	0.10	0	N	315	43.6	-24.0	0.0	0.0	0.0	0.0	19.6
1563	594014.03	4782911.32	0.10	0	N	400	42.9	-24.0	0.0	4.8	0.0	0.0	14.0
1563	594014.03	4782911.32	0.10	0	N	500	44.8	-24.0	0.0	12.0	0.0	0.0	8.8
1563	594014.03	4782911.32	0.10	0	N	630	45.6	-24.0	0.0	19.8	0.0	0.0	1.8

Road, TNM, Name: "Rymal5 westbound", ID: "!03!Rymal5_WB"													
Nr.	X	Y	Z	Refl.	DEN	Freq.	Lw	Ad	Aair	Agr	Afol	RL	Lr
	(m)	(m)	(m)			(Hz)	dB(A)	(dB)	(dB)	(dB)	(dB)	(dB)	dB(A)
1578	593519.56	4782737.41	0.10	0	D	50	20.7	-23.0	0.0	-6.0	0.0	0.0	3.8
1578	593519.56	4782737.41	0.10	0	D	63	28.3	-23.0	0.0	-5.8	0.0	0.0	11.2
1578	593519.56	4782737.41	0.10	0	D	80	32.6	-23.0	0.0	-5.7	0.0	0.0	15.3
1578	593519.56	4782737.41	0.10	0	D	100	34.8	-23.0	0.0	-5.6	0.0	0.0	17.4
1578	593519.56	4782737.41	0.10	0	D	125	36.2	-23.0	0.0	-5.3	0.0	0.0	18.5
1578	593519.56	4782737.41	0.10	0	D	160	37.7	-23.0	0.0	-4.7	0.0	0.0	19.5
1578	593519.56	4782737.41	0.10	0	D	200	39.6	-23.0	0.0	-3.8	0.0	0.0	20.4
1578	593519.56	4782737.41	0.10	0	D	250	42.6	-23.0	0.0	-1.8	0.0	0.0	21.4
1578	593519.56	4782737.41	0.10	0	D	315	43.3	-23.0	0.0	1.6	0.0	0.0	18.8
1578	593519.56	4782737.41	0.10	0	D	400	44.1	-23.0	0.0	7.6	0.0	0.0	13.5
1578	593519.56	4782737.41	0.10	0	D	500	46.6	-23.0	0.0	16.0	0.0	0.0	7.6
1578	593519.56	4782737.41	0.10	0	D	630	48.3	-23.0	0.0	22.9	0.0	0.0	2.5
1578	593519.56	4782737.41	0.10	0	N	50	20.7	-23.0	0.0	-6.0	0.0	0.0	3.7
1578	593519.56	4782737.41	0.10	0	N	63	28.2	-23.0	0.0	-5.8	0.0	0.0	11.1
1578	593519.56	4782737.41	0.10	0	N	80	32.5	-23.0	0.0	-5.7	0.0	0.0	15.3
1578	593519.56	4782737.41	0.10	0	N	100	34.7	-23.0	0.0	-5.6	0.0	0.0	17.3
1578	593519.56	4782737.41	0.10	0	N	125	36.1	-23.0	0.0	-5.3	0.0	0.0	18.4
1578	593519.56	4782737.41	0.10	0	N	160	37.7	-23.0	0.0	-4.7	0.0	0.0	19.5

Road, TNM, Name: "Rymal5 westbound", ID: "!03!Rymal5_WB"													
Nr.	X	Y	Z	Refl.	DEN	Freq.	Lw	Ad	Aair	Agr	Afol	RL	Lr
	(m)	(m)	(m)			(Hz)	dB(A)	(dB)	(dB)	(dB)	(dB)	(dB)	dB(A)
1578	593519.56	4782737.41	0.10	0	N	200	39.5	-23.0	0.0	-3.8	0.0	0.0	20.4
1578	593519.56	4782737.41	0.10	0	N	250	42.5	-23.0	0.0	-1.8	0.0	0.0	21.3
1578	593519.56	4782737.41	0.10	0	N	315	43.2	-23.0	0.0	1.6	0.0	0.0	18.7
1578	593519.56	4782737.41	0.10	0	N	400	44.0	-23.0	0.0	7.6	0.0	0.0	13.5
1578	593519.56	4782737.41	0.10	0	N	500	46.5	-23.0	0.0	16.0	0.0	0.0	7.5
1578	593519.56	4782737.41	0.10	0	N	630	48.2	-23.0	0.0	22.9	0.0	0.0	2.4
1593	593436.42	4782764.33	0.10	0	D	63	28.3	-32.4	0.0	-5.8	0.0	0.0	1.7
1593	593436.42	4782764.33	0.10	0	D	80	32.6	-32.4	0.0	-5.7	0.0	0.0	5.9
1593	593436.42	4782764.33	0.10	0	D	100	34.8	-32.4	0.0	-5.5	0.0	0.0	7.9
1593	593436.42	4782764.33	0.10	0	D	125	36.2	-32.4	0.0	-5.2	0.0	0.0	9.0
1593	593436.42	4782764.33	0.10	0	D	160	37.7	-32.4	0.0	-4.6	0.0	0.0	10.0
1593	593436.42	4782764.33	0.10	0	D	200	39.6	-32.4	0.0	-3.5	0.0	0.0	10.7
1593	593436.42	4782764.33	0.10	0	D	250	42.6	-32.4	0.0	-0.9	0.0	0.0	11.2
1593	593436.42	4782764.33	0.10	0	D	315	43.3	-32.4	0.0	3.1	0.0	0.0	7.8
1593	593436.42	4782764.33	0.10	0	D	400	44.1	-32.4	0.0	10.2	0.0	0.0	1.5
1593	593436.42	4782764.33	0.10	0	N	63	28.2	-32.4	0.0	-5.8	0.0	0.0	1.7
1593	593436.42	4782764.33	0.10	0	N	80	32.5	-32.4	0.0	-5.7	0.0	0.0	5.8
1593	593436.42	4782764.33	0.10	0	N	100	34.7	-32.4	0.0	-5.5	0.0	0.0	7.8
1593	593436.42	4782764.33	0.10	0	N	125	36.1	-32.4	0.0	-5.2	0.0	0.0	8.9
1593	593436.42	4782764.33	0.10	0	N	160	37.7	-32.4	0.0	-4.6	0.0	0.0	9.9
1593	593436.42	4782764.33	0.10	0	N	200	39.5	-32.4	0.0	-3.5	0.0	0.0	10.6
1593	593436.42	4782764.33	0.10	0	N	250	42.5	-32.4	0.0	-0.9	0.0	0.0	11.1
1593	593436.42	4782764.33	0.10	0	N	315	43.2	-32.4	0.0	3.1	0.0	0.0	7.8
1593	593436.42	4782764.33	0.10	0	N	400	44.0	-32.4	0.0	10.2	0.0	0.0	1.5
1609	593327.08	4782799.74	0.10	0	D	50	20.7	-25.3	0.0	-6.0	0.0	0.0	1.5
1609	593327.08	4782799.74	0.10	0	D	63	28.3	-25.3	0.0	-5.8	0.0	0.0	8.8
1609	593327.08	4782799.74	0.10	0	D	80	32.6	-25.3	0.0	-5.7	0.0	0.0	12.9
1609	593327.08	4782799.74	0.10	0	D	100	34.8	-25.3	0.0	-5.5	0.0	0.0	14.9
1609	593327.08	4782799.74	0.10	0	D	125	36.2	-25.3	0.0	-5.1	0.0	0.0	16.0
1609	593327.08	4782799.74	0.10	0	D	160	37.7	-25.3	0.0	-4.4	0.0	0.0	16.9
1609	593327.08	4782799.74	0.10	0	D	200	39.6	-25.3	0.0	-3.1	0.0	0.0	17.4
1609	593327.08	4782799.74	0.10	0	D	250	42.6	-25.3	0.0	0.2	0.0	0.0	17.1
1609	593327.08	4782799.74	0.10	0	D	315	43.3	-25.3	0.0	5.1	0.0	0.0	12.9
1609	593327.08	4782799.74	0.10	0	D	400	44.1	-25.3	0.0	13.3	0.0	0.0	5.5
1609	593327.08	4782799.74	0.10	0	N	50	20.7	-25.3	0.0	-6.0	0.0	0.0	1.4
1609	593327.08	4782799.74	0.10	0	N	63	28.2	-25.3	0.0	-5.8	0.0	0.0	8.7
1609	593327.08	4782799.74	0.10	0	N	80	32.5	-25.3	0.0	-5.7	0.0	0.0	12.9
1609	593327.08	4782799.74	0.10	0	N	100	34.7	-25.3	0.0	-5.5	0.0	0.0	14.9
1609	593327.08	4782799.74	0.10	0	N	125	36.1	-25.3	0.0	-5.1	0.0	0.0	15.9
1609	593327.08	4782799.74	0.10	0	N	160	37.7	-25.3	0.0	-4.4	0.0	0.0	16.8
1609	593327.08	4782799.74	0.10	0	N	200	39.5	-25.3	0.0	-3.1	0.0	0.0	17.4
1609	593327.08	4782799.74	0.10	0	N	250	42.5	-25.3	0.0	0.2	0.0	0.0	17.0
1609	593327.08	4782799.74	0.10	0	N	315	43.2	-25.3	0.0	5.1	0.0	0.0	12.9
1609	593327.08	4782799.74	0.10	0	N	400	44.0	-25.3	0.0	13.3	0.0	0.0	5.4
1625	593133.64	4782862.39	0.10	0	D	63	28.3	-27.9	0.0	-5.8	0.0	0.0	6.1
1625	593133.64	4782862.39	0.10	0	D	80	32.6	-27.9	0.0	-5.6	0.0	0.0	10.2
1625	593133.64	4782862.39	0.10	0	D	100	34.8	-27.9	0.0	-5.4	0.0	0.0	12.2
1625	593133.64	4782862.39	0.10	0	D	125	36.2	-27.9	0.0	-5.0	0.0	0.0	13.2
1625	593133.64	4782862.39	0.10	0	D	160	37.7	-27.9	0.0	-4.2	0.0	0.0	14.0
1625	593133.64	4782862.39	0.10	0	D	200	39.6	-27.9	0.0	-2.6	0.0	0.0	14.3
1625	593133.64	4782862.39	0.10	0	D	250	42.6	-27.9	0.0	2.2	0.0	0.0	12.4
1625	593133.64	4782862.39	0.10	0	D	315	43.3	-27.9	0.0	8.5	0.0	0.0	6.9
1625	593133.64	4782862.39	0.10	0	N	63	28.2	-27.9	0.0	-5.8	0.0	0.0	6.1
1625	593133.64	4782862.39	0.10	0	N	80	32.5	-27.9	0.0	-5.6	0.0	0.0	10.2
1625	593133.64	4782862.39	0.10	0	N	100	34.7	-27.9	0.0	-5.4	0.0	0.0	12.1
1625	593133.64	4782862.39	0.10	0	N	125	36.1	-27.9	0.0	-5.0	0.0	0.0	13.2
1625	593133.64	4782862.39	0.10	0	N	160	37.7	-27.9	0.0	-4.2	0.0	0.0	13.9
1625	593133.64	4782862.39	0.10	0	N	200	39.5	-27.9	0.0	-2.6	0.0	0.0	14.2
1625	593133.64	4782862.39	0.10	0	N	250	42.5	-27.9	0.0	2.2	0.0	0.0	12.4
1625	593133.64	4782862.39	0.10	0	N	315	43.2	-27.9	0.0	8.5	0.0	0.0	6.8
1641	592843.46	4782956.37	0.10	0	D	63	28.3	-27.7	0.0	-5.7	0.0	0.0	6.3
1641	592843.46	4782956.37	0.10	0	D	80	32.6	-27.7	0.0	-5.6	0.0	0.0	10.4
1641	592843.46	4782956.37	0.10	0	D	100	34.8	-27.7	0.0	-5.3	0.0	0.0	12.4

Road, TNM, Name: "Rymal5 westbound", ID: "!03!Rymal5_WB"													
Nr.	X	Y	Z	Refl.	DEN	Freq.	Lw	Ad	Aair	Agr	Afol	RL	Lr
	(m)	(m)	(m)			(Hz)	dB(A)	(dB)	(dB)	(dB)	(dB)	(dB)	dB(A)
1641	592843.46	4782956.37	0.10	0	D	125	36.2	-27.7	0.0	-4.9	0.0	0.0	13.4
1641	592843.46	4782956.37	0.10	0	D	160	37.7	-27.7	0.0	-3.9	0.0	0.0	14.0
1641	592843.46	4782956.37	0.10	0	D	200	39.6	-27.7	0.0	-2.1	0.0	0.0	14.0
1641	592843.46	4782956.37	0.10	0	D	250	42.6	-27.7	0.0	5.3	0.0	0.0	9.7
1641	592843.46	4782956.37	0.10	0	D	315	43.3	-27.7	0.0	13.3	0.0	0.0	2.4
1641	592843.46	4782956.37	0.10	0	N	63	28.2	-27.7	0.0	-5.7	0.0	0.0	6.3
1641	592843.46	4782956.37	0.10	0	N	80	32.5	-27.7	0.0	-5.6	0.0	0.0	10.4
1641	592843.46	4782956.37	0.10	0	N	100	34.7	-27.7	0.0	-5.3	0.0	0.0	12.3
1641	592843.46	4782956.37	0.10	0	N	125	36.1	-27.7	0.0	-4.9	0.0	0.0	13.3
1641	592843.46	4782956.37	0.10	0	N	160	37.7	-27.7	0.0	-3.9	0.0	0.0	13.9
1641	592843.46	4782956.37	0.10	0	N	200	39.5	-27.7	0.0	-2.1	0.0	0.0	14.0
1641	592843.46	4782956.37	0.10	0	N	250	42.5	-27.7	0.0	5.3	0.0	0.0	9.6
1641	592843.46	4782956.37	0.10	0	N	315	43.2	-27.7	0.0	13.3	0.0	0.0	2.3
1657	593557.84	4782729.74	0.10	0	D	50	20.7	-25.4	0.0	-6.0	0.0	0.0	1.4
1657	593557.84	4782729.74	0.10	0	D	63	28.3	-25.4	0.0	-5.9	0.0	0.0	8.8
1657	593557.84	4782729.74	0.10	0	D	80	32.6	-25.4	0.0	-5.7	0.0	0.0	12.9
1657	593557.84	4782729.74	0.10	0	D	100	34.8	-25.4	0.0	-5.6	0.0	0.0	15.0
1657	593557.84	4782729.74	0.10	0	D	125	36.2	-25.4	0.0	-5.3	0.0	0.0	16.1
1657	593557.84	4782729.74	0.10	0	D	160	37.7	-25.4	0.0	-4.8	0.0	0.0	17.2
1657	593557.84	4782729.74	0.10	0	D	200	39.6	-25.4	0.0	-4.0	0.0	0.0	18.2
1657	593557.84	4782729.74	0.10	0	D	250	42.6	-25.4	0.0	-2.1	0.0	0.0	19.4
1657	593557.84	4782729.74	0.10	0	D	315	43.3	-25.4	0.0	0.9	0.0	0.0	17.0
1657	593557.84	4782729.74	0.10	0	D	400	44.1	-25.4	0.0	6.4	0.0	0.0	12.3
1657	593557.84	4782729.74	0.10	0	D	500	46.6	-25.4	0.0	14.4	0.0	0.0	6.8
1657	593557.84	4782729.74	0.10	0	D	630	48.3	-25.4	0.0	21.7	0.0	0.0	1.3
1657	593557.84	4782729.74	0.10	0	N	50	20.7	-25.4	0.0	-6.0	0.0	0.0	1.3
1657	593557.84	4782729.74	0.10	0	N	63	28.2	-25.4	0.0	-5.9	0.0	0.0	8.7
1657	593557.84	4782729.74	0.10	0	N	80	32.5	-25.4	0.0	-5.7	0.0	0.0	12.9
1657	593557.84	4782729.74	0.10	0	N	100	34.7	-25.4	0.0	-5.6	0.0	0.0	14.9
1657	593557.84	4782729.74	0.10	0	N	125	36.1	-25.4	0.0	-5.3	0.0	0.0	16.1
1657	593557.84	4782729.74	0.10	0	N	160	37.7	-25.4	0.0	-4.8	0.0	0.0	17.1
1657	593557.84	4782729.74	0.10	0	N	200	39.5	-25.4	0.0	-4.0	0.0	0.0	18.1
1657	593557.84	4782729.74	0.10	0	N	250	42.5	-25.4	0.0	-2.1	0.0	0.0	19.3
1657	593557.84	4782729.74	0.10	0	N	315	43.2	-25.4	0.0	0.9	0.0	0.0	17.0
1657	593557.84	4782729.74	0.10	0	N	400	44.0	-25.4	0.0	6.4	0.0	0.0	12.2
1657	593557.84	4782729.74	0.10	0	N	500	46.5	-25.4	0.0	14.4	0.0	0.0	6.8
1657	593557.84	4782729.74	0.10	0	N	630	48.2	-25.4	0.0	21.7	0.0	0.0	1.2
1673	593513.74	4782744.02	0.10	0	D	63	28.3	-31.6	0.0	-5.8	0.0	0.0	2.6
1673	593513.74	4782744.02	0.10	0	D	80	32.6	-31.6	0.0	-5.7	0.0	0.0	6.7
1673	593513.74	4782744.02	0.10	0	D	100	34.8	-31.6	0.0	-5.6	0.0	0.0	8.8
1673	593513.74	4782744.02	0.10	0	D	125	36.2	-31.6	0.0	-5.3	0.0	0.0	9.9
1673	593513.74	4782744.02	0.10	0	D	160	37.7	-31.6	0.0	-4.7	0.0	0.0	10.9
1673	593513.74	4782744.02	0.10	0	D	200	39.6	-31.6	0.0	-3.8	0.0	0.0	11.8
1673	593513.74	4782744.02	0.10	0	D	250	42.6	-31.6	0.0	-1.7	0.0	0.0	12.7
1673	593513.74	4782744.02	0.10	0	D	315	43.3	-31.6	0.0	1.7	0.0	0.0	10.0
1673	593513.74	4782744.02	0.10	0	D	400	44.1	-31.6	0.0	7.8	0.0	0.0	4.7
1673	593513.74	4782744.02	0.10	0	N	63	28.2	-31.6	0.0	-5.8	0.0	0.0	2.5
1673	593513.74	4782744.02	0.10	0	N	80	32.5	-31.6	0.0	-5.7	0.0	0.0	6.7
1673	593513.74	4782744.02	0.10	0	N	100	34.7	-31.6	0.0	-5.6	0.0	0.0	8.7
1673	593513.74	4782744.02	0.10	0	N	125	36.1	-31.6	0.0	-5.3	0.0	0.0	9.8
1673	593513.74	4782744.02	0.10	0	N	160	37.7	-31.6	0.0	-4.7	0.0	0.0	10.8
1673	593513.74	4782744.02	0.10	0	N	200	39.5	-31.6	0.0	-3.8	0.0	0.0	11.7
1673	593513.74	4782744.02	0.10	0	N	250	42.5	-31.6	0.0	-1.7	0.0	0.0	12.7
1673	593513.74	4782744.02	0.10	0	N	315	43.2	-31.6	0.0	1.7	0.0	0.0	10.0
1673	593513.74	4782744.02	0.10	0	N	400	44.0	-31.6	0.0	7.8	0.0	0.0	4.6
1688	593396.79	4782781.90	0.10	0	D	50	20.7	-23.7	0.0	-6.0	0.0	0.0	3.1
1688	593396.79	4782781.90	0.10	0	D	63	28.3	-23.7	0.0	-5.8	0.0	0.0	10.4
1688	593396.79	4782781.90	0.10	0	D	80	32.6	-23.7	0.0	-5.7	0.0	0.0	14.6
1688	593396.79	4782781.90	0.10	0	D	100	34.8	-23.7	0.0	-5.5	0.0	0.0	16.6
1688	593396.79	4782781.90	0.10	0	D	125	36.2	-23.7	0.0	-5.2	0.0	0.0	17.7
1688	593396.79	4782781.90	0.10	0	D	160	37.7	-23.7	0.0	-4.5	0.0	0.0	18.6
1688	593396.79	4782781.90	0.10	0	D	200	39.6	-23.7	0.0	-3.3	0.0	0.0	19.3
1688	593396.79	4782781.90	0.10	0	D	250	42.6	-23.7	0.0	-0.5	0.0	0.0	19.4

Road, TNM, Name: "Rymal5 westbound", ID: "!03!Rymal5_WB"													
Nr.	X	Y	Z	Refl.	DEN	Freq.	Lw	Ad	Aair	Agr	Afol	RL	Lr
	(m)	(m)	(m)			(Hz)	dB(A)	(dB)	(dB)	(dB)	(dB)	(dB)	dB(A)
1688	593396.79	4782781.90	0.10	0	D	315	43.3	-23.7	0.0	3.9	0.0	0.0	15.8
1688	593396.79	4782781.90	0.10	0	D	400	44.1	-23.7	0.0	11.4	0.0	0.0	9.1
1688	593396.79	4782781.90	0.10	0	D	500	46.6	-23.7	0.0	20.4	0.0	0.0	2.5
1688	593396.79	4782781.90	0.10	0	N	50	20.7	-23.7	0.0	-6.0	0.0	0.0	3.0
1688	593396.79	4782781.90	0.10	0	N	63	28.2	-23.7	0.0	-5.8	0.0	0.0	10.4
1688	593396.79	4782781.90	0.10	0	N	80	32.5	-23.7	0.0	-5.7	0.0	0.0	14.5
1688	593396.79	4782781.90	0.10	0	N	100	34.7	-23.7	0.0	-5.5	0.0	0.0	16.5
1688	593396.79	4782781.90	0.10	0	N	125	36.1	-23.7	0.0	-5.2	0.0	0.0	17.6
1688	593396.79	4782781.90	0.10	0	N	160	37.7	-23.7	0.0	-4.5	0.0	0.0	18.5
1688	593396.79	4782781.90	0.10	0	N	200	39.5	-23.7	0.0	-3.3	0.0	0.0	19.2
1688	593396.79	4782781.90	0.10	0	N	250	42.5	-23.7	0.0	-0.5	0.0	0.0	19.4
1688	593396.79	4782781.90	0.10	0	N	315	43.2	-23.7	0.0	3.9	0.0	0.0	15.7
1688	593396.79	4782781.90	0.10	0	N	400	44.0	-23.7	0.0	11.4	0.0	0.0	9.0
1688	593396.79	4782781.90	0.10	0	N	500	46.5	-23.7	0.0	20.4	0.0	0.0	2.5
1703	593183.82	4782850.87	0.10	0	D	63	28.3	-26.9	0.0	-5.8	0.0	0.0	7.2
1703	593183.82	4782850.87	0.10	0	D	80	32.6	-26.9	0.0	-5.6	0.0	0.0	11.3
1703	593183.82	4782850.87	0.10	0	D	100	34.8	-26.9	0.0	-5.4	0.0	0.0	13.3
1703	593183.82	4782850.87	0.10	0	D	125	36.2	-26.9	0.0	-5.0	0.0	0.0	14.3
1703	593183.82	4782850.87	0.10	0	D	160	37.7	-26.9	0.0	-4.2	0.0	0.0	15.1
1703	593183.82	4782850.87	0.10	0	D	200	39.6	-26.9	0.0	-2.7	0.0	0.0	15.4
1703	593183.82	4782850.87	0.10	0	D	250	42.6	-26.9	0.0	1.7	0.0	0.0	14.0
1703	593183.82	4782850.87	0.10	0	D	315	43.3	-26.9	0.0	7.7	0.0	0.0	8.7
1703	593183.82	4782850.87	0.10	0	D	400	44.1	-26.9	0.0	16.9	0.0	0.0	0.3
1703	593183.82	4782850.87	0.10	0	N	63	28.2	-26.9	0.0	-5.8	0.0	0.0	7.1
1703	593183.82	4782850.87	0.10	0	N	80	32.5	-26.9	0.0	-5.6	0.0	0.0	11.2
1703	593183.82	4782850.87	0.10	0	N	100	34.7	-26.9	0.0	-5.4	0.0	0.0	13.2
1703	593183.82	4782850.87	0.10	0	N	125	36.1	-26.9	0.0	-5.0	0.0	0.0	14.2
1703	593183.82	4782850.87	0.10	0	N	160	37.7	-26.9	0.0	-4.2	0.0	0.0	15.0
1703	593183.82	4782850.87	0.10	0	N	200	39.5	-26.9	0.0	-2.7	0.0	0.0	15.3
1703	593183.82	4782850.87	0.10	0	N	250	42.5	-26.9	0.0	1.7	0.0	0.0	13.9
1703	593183.82	4782850.87	0.10	0	N	315	43.2	-26.9	0.0	7.7	0.0	0.0	8.7
1703	593183.82	4782850.87	0.10	0	N	400	44.0	-26.9	0.0	16.9	0.0	0.0	0.2
1718	592864.37	4782954.33	0.10	0	D	63	28.3	-27.1	0.0	-5.7	0.0	0.0	7.0
1718	592864.37	4782954.33	0.10	0	D	80	32.6	-27.1	0.0	-5.6	0.0	0.0	11.1
1718	592864.37	4782954.33	0.10	0	D	100	34.8	-27.1	0.0	-5.3	0.0	0.0	13.0
1718	592864.37	4782954.33	0.10	0	D	125	36.2	-27.1	0.0	-4.9	0.0	0.0	14.0
1718	592864.37	4782954.33	0.10	0	D	160	37.7	-27.1	0.0	-3.9	0.0	0.0	14.6
1718	592864.37	4782954.33	0.10	0	D	200	39.6	-27.1	0.0	-2.1	0.0	0.0	14.7
1718	592864.37	4782954.33	0.10	0	D	250	42.6	-27.1	0.0	5.1	0.0	0.0	10.5
1718	592864.37	4782954.33	0.10	0	D	315	43.3	-27.1	0.0	13.0	0.0	0.0	3.3
1718	592864.37	4782954.33	0.10	0	N	63	28.2	-27.1	0.0	-5.7	0.0	0.0	6.9
1718	592864.37	4782954.33	0.10	0	N	80	32.5	-27.1	0.0	-5.6	0.0	0.0	11.0
1718	592864.37	4782954.33	0.10	0	N	100	34.7	-27.1	0.0	-5.3	0.0	0.0	12.9
1718	592864.37	4782954.33	0.10	0	N	125	36.1	-27.1	0.0	-4.9	0.0	0.0	13.9
1718	592864.37	4782954.33	0.10	0	N	160	37.7	-27.1	0.0	-3.9	0.0	0.0	14.6
1718	592864.37	4782954.33	0.10	0	N	200	39.5	-27.1	0.0	-2.1	0.0	0.0	14.6
1718	592864.37	4782954.33	0.10	0	N	250	42.5	-27.1	0.0	5.1	0.0	0.0	10.4
1718	592864.37	4782954.33	0.10	0	N	315	43.2	-27.1	0.0	13.0	0.0	0.0	3.2

Road, TNM, Name: "Rymal5 eastbound", ID: "!03!Rymal5_EB"													
Nr.	X	Y	Z	Refl.	DEN	Freq.	Lw	Ad	Aair	Agr	Afol	RL	Lr
	(m)	(m)	(m)			(Hz)	dB(A)	(dB)	(dB)	(dB)	(dB)	(dB)	dB(A)
1733	592813.02	4782959.39	0.10	0	D	63	28.1	-28.7	0.0	-5.7	0.0	0.0	5.1
1733	592813.02	4782959.39	0.10	0	D	80	32.3	-28.7	0.0	-5.6	0.0	0.0	9.2
1733	592813.02	4782959.39	0.10	0	D	100	34.5	-28.7	0.0	-5.3	0.0	0.0	11.2
1733	592813.02	4782959.39	0.10	0	D	125	36.0	-28.7	0.0	-4.8	0.0	0.0	12.1
1733	592813.02	4782959.39	0.10	0	D	160	37.5	-28.7	0.0	-3.9	0.0	0.0	12.8
1733	592813.02	4782959.39	0.10	0	D	200	39.4	-28.7	0.0	-2.1	0.0	0.0	12.8
1733	592813.02	4782959.39	0.10	0	D	250	42.4	-28.7	0.0	5.6	0.0	0.0	8.2
1733	592813.02	4782959.39	0.10	0	D	315	43.1	-28.7	0.0	13.7	0.0	0.0	0.7
1733	592813.02	4782959.39	0.10	0	N	63	28.0	-28.7	0.0	-5.7	0.0	0.0	5.1
1733	592813.02	4782959.39	0.10	0	N	80	32.3	-28.7	0.0	-5.6	0.0	0.0	9.2
1733	592813.02	4782959.39	0.10	0	N	100	34.5	-28.7	0.0	-5.3	0.0	0.0	11.1

Road, TNM, Name: "Rymal5 eastbound", ID: "!03!Rymal5_EB"													
Nr.	X	Y	Z	Refl.	DEN	Freq.	Lw	Ad	Aair	Agr	Afol	RL	Lr
	(m)	(m)	(m)			(Hz)	dB(A)	(dB)	(dB)	(dB)	(dB)	(dB)	dB(A)
1733	592813.02	4782959.39	0.10	0	N	125	35.9	-28.7	0.0	-4.8	0.0	0.0	12.1
1733	592813.02	4782959.39	0.10	0	N	160	37.5	-28.7	0.0	-3.9	0.0	0.0	12.7
1733	592813.02	4782959.39	0.10	0	N	200	39.3	-28.7	0.0	-2.1	0.0	0.0	12.7
1733	592813.02	4782959.39	0.10	0	N	250	42.3	-28.7	0.0	5.6	0.0	0.0	8.1
1733	592813.02	4782959.39	0.10	0	N	315	43.0	-28.7	0.0	13.7	0.0	0.0	0.7
1748	593142.81	4782852.53	0.10	0	D	50	20.5	-25.3	0.0	-6.0	0.0	0.0	1.2
1748	593142.81	4782852.53	0.10	0	D	63	28.1	-25.3	0.0	-5.8	0.0	0.0	8.5
1748	593142.81	4782852.53	0.10	0	D	80	32.3	-25.3	0.0	-5.6	0.0	0.0	12.6
1748	593142.81	4782852.53	0.10	0	D	100	34.5	-25.3	0.0	-5.4	0.0	0.0	14.6
1748	593142.81	4782852.53	0.10	0	D	125	36.0	-25.3	0.0	-5.0	0.0	0.0	15.6
1748	593142.81	4782852.53	0.10	0	D	160	37.5	-25.3	0.0	-4.2	0.0	0.0	16.4
1748	593142.81	4782852.53	0.10	0	D	200	39.4	-25.3	0.0	-2.6	0.0	0.0	16.7
1748	593142.81	4782852.53	0.10	0	D	250	42.4	-25.3	0.0	2.1	0.0	0.0	14.9
1748	593142.81	4782852.53	0.10	0	D	315	43.1	-25.3	0.0	8.3	0.0	0.0	9.4
1748	593142.81	4782852.53	0.10	0	D	400	43.9	-25.3	0.0	17.8	0.0	0.0	0.8
1748	593142.81	4782852.53	0.10	0	N	50	20.5	-25.3	0.0	-6.0	0.0	0.0	1.1
1748	593142.81	4782852.53	0.10	0	N	63	28.0	-25.3	0.0	-5.8	0.0	0.0	8.4
1748	593142.81	4782852.53	0.10	0	N	80	32.3	-25.3	0.0	-5.6	0.0	0.0	12.6
1748	593142.81	4782852.53	0.10	0	N	100	34.5	-25.3	0.0	-5.4	0.0	0.0	14.5
1748	593142.81	4782852.53	0.10	0	N	125	35.9	-25.3	0.0	-5.0	0.0	0.0	15.5
1748	593142.81	4782852.53	0.10	0	N	160	37.5	-25.3	0.0	-4.2	0.0	0.0	16.3
1748	593142.81	4782852.53	0.10	0	N	200	39.3	-25.3	0.0	-2.6	0.0	0.0	16.6
1748	593142.81	4782852.53	0.10	0	N	250	42.3	-25.3	0.0	2.1	0.0	0.0	14.9
1748	593142.81	4782852.53	0.10	0	N	315	43.0	-25.3	0.0	8.3	0.0	0.0	9.4
1748	593142.81	4782852.53	0.10	0	N	400	43.8	-25.3	0.0	17.8	0.0	0.0	0.7
1763	593323.40	4782794.02	0.10	0	D	63	28.1	-33.3	0.0	-5.8	0.0	0.0	0.5
1763	593323.40	4782794.02	0.10	0	D	80	32.3	-33.3	0.0	-5.7	0.0	0.0	4.7
1763	593323.40	4782794.02	0.10	0	D	100	34.5	-33.3	0.0	-5.5	0.0	0.0	6.7
1763	593323.40	4782794.02	0.10	0	D	125	36.0	-33.3	0.0	-5.1	0.0	0.0	7.7
1763	593323.40	4782794.02	0.10	0	D	160	37.5	-33.3	0.0	-4.4	0.0	0.0	8.6
1763	593323.40	4782794.02	0.10	0	D	200	39.4	-33.3	0.0	-3.1	0.0	0.0	9.1
1763	593323.40	4782794.02	0.10	0	D	250	42.4	-33.3	0.0	0.2	0.0	0.0	8.8
1763	593323.40	4782794.02	0.10	0	D	315	43.1	-33.3	0.0	5.1	0.0	0.0	4.6
1763	593323.40	4782794.02	0.10	0	N	63	28.0	-33.3	0.0	-5.8	0.0	0.0	0.5
1763	593323.40	4782794.02	0.10	0	N	80	32.3	-33.3	0.0	-5.7	0.0	0.0	4.6
1763	593323.40	4782794.02	0.10	0	N	100	34.5	-33.3	0.0	-5.5	0.0	0.0	6.6
1763	593323.40	4782794.02	0.10	0	N	125	35.9	-33.3	0.0	-5.1	0.0	0.0	7.6
1763	593323.40	4782794.02	0.10	0	N	160	37.5	-33.3	0.0	-4.4	0.0	0.0	8.5
1763	593323.40	4782794.02	0.10	0	N	200	39.3	-33.3	0.0	-3.1	0.0	0.0	9.1
1763	593323.40	4782794.02	0.10	0	N	250	42.3	-33.3	0.0	0.2	0.0	0.0	8.7
1763	593323.40	4782794.02	0.10	0	N	315	43.0	-33.3	0.0	5.1	0.0	0.0	4.6
1778	593401.37	4782768.76	0.10	0	D	50	20.5	-26.0	0.0	-6.0	0.0	0.0	0.6
1778	593401.37	4782768.76	0.10	0	D	63	28.1	-26.0	0.0	-5.8	0.0	0.0	7.9
1778	593401.37	4782768.76	0.10	0	D	80	32.3	-26.0	0.0	-5.7	0.0	0.0	12.0
1778	593401.37	4782768.76	0.10	0	D	100	34.5	-26.0	0.0	-5.5	0.0	0.0	14.0
1778	593401.37	4782768.76	0.10	0	D	125	36.0	-26.0	0.0	-5.2	0.0	0.0	15.1
1778	593401.37	4782768.76	0.10	0	D	160	37.5	-26.0	0.0	-4.5	0.0	0.0	16.1
1778	593401.37	4782768.76	0.10	0	D	200	39.4	-26.0	0.0	-3.4	0.0	0.0	16.8
1778	593401.37	4782768.76	0.10	0	D	250	42.4	-26.0	0.0	-0.6	0.0	0.0	17.0
1778	593401.37	4782768.76	0.10	0	D	315	43.1	-26.0	0.0	3.7	0.0	0.0	13.4
1778	593401.37	4782768.76	0.10	0	D	400	43.9	-26.0	0.0	11.2	0.0	0.0	6.7
1778	593401.37	4782768.76	0.10	0	D	500	46.3	-26.0	0.0	20.1	0.0	0.0	0.2
1778	593401.37	4782768.76	0.10	0	N	50	20.5	-26.0	0.0	-6.0	0.0	0.0	0.5
1778	593401.37	4782768.76	0.10	0	N	63	28.0	-26.0	0.0	-5.8	0.0	0.0	7.8
1778	593401.37	4782768.76	0.10	0	N	80	32.3	-26.0	0.0	-5.7	0.0	0.0	12.0
1778	593401.37	4782768.76	0.10	0	N	100	34.5	-26.0	0.0	-5.5	0.0	0.0	14.0
1778	593401.37	4782768.76	0.10	0	N	125	35.9	-26.0	0.0	-5.2	0.0	0.0	15.1
1778	593401.37	4782768.76	0.10	0	N	160	37.5	-26.0	0.0	-4.5	0.0	0.0	16.0
1778	593401.37	4782768.76	0.10	0	N	200	39.3	-26.0	0.0	-3.4	0.0	0.0	16.7
1778	593401.37	4782768.76	0.10	0	N	250	42.3	-26.0	0.0	-0.6	0.0	0.0	16.9
1778	593401.37	4782768.76	0.10	0	N	315	43.0	-26.0	0.0	3.7	0.0	0.0	13.3
1778	593401.37	4782768.76	0.10	0	N	400	43.8	-26.0	0.0	11.2	0.0	0.0	6.7
1778	593401.37	4782768.76	0.10	0	N	500	46.3	-26.0	0.0	20.1	0.0	0.0	0.1

Road, TNM, Name: "Rymal5 eastbound", ID: "!03!Rymal5_EB"													
Nr.	X	Y	Z	Refl.	DEN	Freq.	Lw	Ad	Aair	Agr	Afol	RL	Lr
	(m)	(m)	(m)			(Hz)	dB(A)	(dB)	(dB)	(dB)	(dB)	(dB)	dB(A)
1793	593525.92	4782728.40	0.10	0	D	50	20.5	-23.3	0.0	-6.0	0.0	0.0	3.2
1793	593525.92	4782728.40	0.10	0	D	63	28.1	-23.3	0.0	-5.8	0.0	0.0	10.6
1793	593525.92	4782728.40	0.10	0	D	80	32.3	-23.3	0.0	-5.7	0.0	0.0	14.7
1793	593525.92	4782728.40	0.10	0	D	100	34.5	-23.3	0.0	-5.6	0.0	0.0	16.8
1793	593525.92	4782728.40	0.10	0	D	125	36.0	-23.3	0.0	-5.3	0.0	0.0	17.9
1793	593525.92	4782728.40	0.10	0	D	160	37.5	-23.3	0.0	-4.8	0.0	0.0	18.9
1793	593525.92	4782728.40	0.10	0	D	200	39.4	-23.3	0.0	-3.8	0.0	0.0	19.9
1793	593525.92	4782728.40	0.10	0	D	250	42.4	-23.3	0.0	-1.8	0.0	0.0	20.9
1793	593525.92	4782728.40	0.10	0	D	315	43.1	-23.3	0.0	1.5	0.0	0.0	18.3
1793	593525.92	4782728.40	0.10	0	D	400	43.9	-23.3	0.0	7.4	0.0	0.0	13.2
1793	593525.92	4782728.40	0.10	0	D	500	46.3	-23.3	0.0	15.7	0.0	0.0	7.3
1793	593525.92	4782728.40	0.10	0	D	630	48.1	-23.3	0.0	22.6	0.0	0.0	2.1
1793	593525.92	4782728.40	0.10	0	N	50	20.5	-23.3	0.0	-6.0	0.0	0.0	3.1
1793	593525.92	4782728.40	0.10	0	N	63	28.0	-23.3	0.0	-5.8	0.0	0.0	10.5
1793	593525.92	4782728.40	0.10	0	N	80	32.3	-23.3	0.0	-5.7	0.0	0.0	14.7
1793	593525.92	4782728.40	0.10	0	N	100	34.5	-23.3	0.0	-5.6	0.0	0.0	16.7
1793	593525.92	4782728.40	0.10	0	N	125	35.9	-23.3	0.0	-5.3	0.0	0.0	17.8
1793	593525.92	4782728.40	0.10	0	N	160	37.5	-23.3	0.0	-4.8	0.0	0.0	18.9
1793	593525.92	4782728.40	0.10	0	N	200	39.3	-23.3	0.0	-3.8	0.0	0.0	19.8
1793	593525.92	4782728.40	0.10	0	N	250	42.3	-23.3	0.0	-1.8	0.0	0.0	20.8
1793	593525.92	4782728.40	0.10	0	N	315	43.0	-23.3	0.0	1.5	0.0	0.0	18.2
1793	593525.92	4782728.40	0.10	0	N	400	43.8	-23.3	0.0	7.4	0.0	0.0	13.1
1793	593525.92	4782728.40	0.10	0	N	500	46.3	-23.3	0.0	15.7	0.0	0.0	7.3
1793	593525.92	4782728.40	0.10	0	N	630	48.0	-23.3	0.0	22.6	0.0	0.0	2.0
1808	592792.16	4782961.42	0.10	0	D	63	28.1	-29.4	0.0	-5.7	0.0	0.0	4.4
1808	592792.16	4782961.42	0.10	0	D	80	32.3	-29.4	0.0	-5.6	0.0	0.0	8.5
1808	592792.16	4782961.42	0.10	0	D	100	34.5	-29.4	0.0	-5.3	0.0	0.0	10.4
1808	592792.16	4782961.42	0.10	0	D	125	36.0	-29.4	0.0	-4.8	0.0	0.0	11.4
1808	592792.16	4782961.42	0.10	0	D	160	37.5	-29.4	0.0	-3.9	0.0	0.0	12.0
1808	592792.16	4782961.42	0.10	0	D	200	39.4	-29.4	0.0	-2.0	0.0	0.0	12.0
1808	592792.16	4782961.42	0.10	0	D	250	42.4	-29.4	0.0	5.8	0.0	0.0	7.2
1808	592792.16	4782961.42	0.10	0	N	63	28.0	-29.4	0.0	-5.7	0.0	0.0	4.3
1808	592792.16	4782961.42	0.10	0	N	80	32.3	-29.4	0.0	-5.6	0.0	0.0	8.4
1808	592792.16	4782961.42	0.10	0	N	100	34.5	-29.4	0.0	-5.3	0.0	0.0	10.4
1808	592792.16	4782961.42	0.10	0	N	125	35.9	-29.4	0.0	-4.8	0.0	0.0	11.3
1808	592792.16	4782961.42	0.10	0	N	160	37.5	-29.4	0.0	-3.9	0.0	0.0	12.0
1808	592792.16	4782961.42	0.10	0	N	200	39.3	-29.4	0.0	-2.0	0.0	0.0	12.0
1808	592792.16	4782961.42	0.10	0	N	250	42.3	-29.4	0.0	5.8	0.0	0.0	7.2
1823	593083.01	4782867.18	0.10	0	D	63	28.1	-26.6	0.0	-5.8	0.0	0.0	7.2
1823	593083.01	4782867.18	0.10	0	D	80	32.3	-26.6	0.0	-5.6	0.0	0.0	11.3
1823	593083.01	4782867.18	0.10	0	D	100	34.5	-26.6	0.0	-5.4	0.0	0.0	13.3
1823	593083.01	4782867.18	0.10	0	D	125	36.0	-26.6	0.0	-5.0	0.0	0.0	14.3
1823	593083.01	4782867.18	0.10	0	D	160	37.5	-26.6	0.0	-4.1	0.0	0.0	15.0
1823	593083.01	4782867.18	0.10	0	D	200	39.4	-26.6	0.0	-2.5	0.0	0.0	15.3
1823	593083.01	4782867.18	0.10	0	D	250	42.4	-26.6	0.0	2.7	0.0	0.0	13.0
1823	593083.01	4782867.18	0.10	0	D	315	43.1	-26.6	0.0	9.3	0.0	0.0	7.1
1823	593083.01	4782867.18	0.10	0	N	63	28.0	-26.6	0.0	-5.8	0.0	0.0	7.1
1823	593083.01	4782867.18	0.10	0	N	80	32.3	-26.6	0.0	-5.6	0.0	0.0	11.3
1823	593083.01	4782867.18	0.10	0	N	100	34.5	-26.6	0.0	-5.4	0.0	0.0	13.2
1823	593083.01	4782867.18	0.10	0	N	125	35.9	-26.6	0.0	-5.0	0.0	0.0	14.2
1823	593083.01	4782867.18	0.10	0	N	160	37.5	-26.6	0.0	-4.1	0.0	0.0	15.0
1823	593083.01	4782867.18	0.10	0	N	200	39.3	-26.6	0.0	-2.5	0.0	0.0	15.2
1823	593083.01	4782867.18	0.10	0	N	250	42.3	-26.6	0.0	2.7	0.0	0.0	13.0
1823	593083.01	4782867.18	0.10	0	N	315	43.0	-26.6	0.0	9.3	0.0	0.0	7.1
1838	593246.26	4782814.28	0.10	0	D	80	32.3	-33.9	0.0	-5.6	0.0	0.0	4.1
1838	593246.26	4782814.28	0.10	0	D	100	34.5	-33.9	0.0	-5.4	0.0	0.0	6.1
1838	593246.26	4782814.28	0.10	0	D	125	36.0	-33.9	0.0	-5.0	0.0	0.0	7.1
1838	593246.26	4782814.28	0.10	0	D	160	37.5	-33.9	0.0	-4.3	0.0	0.0	7.9
1838	593246.26	4782814.28	0.10	0	D	200	39.4	-33.9	0.0	-2.9	0.0	0.0	8.4
1838	593246.26	4782814.28	0.10	0	D	250	42.4	-33.9	0.0	1.0	0.0	0.0	7.5
1838	593246.26	4782814.28	0.10	0	D	315	43.1	-33.9	0.0	6.5	0.0	0.0	2.7
1838	593246.26	4782814.28	0.10	0	N	80	32.3	-33.9	0.0	-5.6	0.0	0.0	4.0
1838	593246.26	4782814.28	0.10	0	N	100	34.5	-33.9	0.0	-5.4	0.0	0.0	6.0

Road, TNM, Name: "Rymal5 eastbound", ID: "!03!Rymal5_EB"													
Nr.	X	Y	Z	Refl.	DEN	Freq.	Lw	Ad	Aair	Agr	Afol	RL	Lr
	(m)	(m)	(m)			(Hz)	dB(A)	(dB)	(dB)	(dB)	(dB)	(dB)	dB(A)
1838	593246.26	4782814.28	0.10	0	N	125	35.9	-33.9	0.0	-5.0	0.0	0.0	7.0
1838	593246.26	4782814.28	0.10	0	N	160	37.5	-33.9	0.0	-4.3	0.0	0.0	7.9
1838	593246.26	4782814.28	0.10	0	N	200	39.3	-33.9	0.0	-2.9	0.0	0.0	8.3
1838	593246.26	4782814.28	0.10	0	N	250	42.3	-33.9	0.0	1.0	0.0	0.0	7.4
1838	593246.26	4782814.28	0.10	0	N	315	43.0	-33.9	0.0	6.5	0.0	0.0	2.6
1853	593344.37	4782782.49	0.10	0	D	50	20.5	-25.8	0.0	-6.0	0.0	0.0	0.7
1853	593344.37	4782782.49	0.10	0	D	63	28.1	-25.8	0.0	-5.8	0.0	0.0	8.1
1853	593344.37	4782782.49	0.10	0	D	80	32.3	-25.8	0.0	-5.7	0.0	0.0	12.2
1853	593344.37	4782782.49	0.10	0	D	100	34.5	-25.8	0.0	-5.5	0.0	0.0	14.2
1853	593344.37	4782782.49	0.10	0	D	125	36.0	-25.8	0.0	-5.1	0.0	0.0	15.3
1853	593344.37	4782782.49	0.10	0	D	160	37.5	-25.8	0.0	-4.4	0.0	0.0	16.1
1853	593344.37	4782782.49	0.10	0	D	200	39.4	-25.8	0.0	-3.2	0.0	0.0	16.7
1853	593344.37	4782782.49	0.10	0	D	250	42.4	-25.8	0.0	0.0	0.0	0.0	16.6
1853	593344.37	4782782.49	0.10	0	D	315	43.1	-25.8	0.0	4.7	0.0	0.0	12.6
1853	593344.37	4782782.49	0.10	0	D	400	43.9	-25.8	0.0	12.8	0.0	0.0	5.3
1853	593344.37	4782782.49	0.10	0	N	50	20.5	-25.8	0.0	-6.0	0.0	0.0	0.7
1853	593344.37	4782782.49	0.10	0	N	63	28.0	-25.8	0.0	-5.8	0.0	0.0	8.0
1853	593344.37	4782782.49	0.10	0	N	80	32.3	-25.8	0.0	-5.7	0.0	0.0	12.1
1853	593344.37	4782782.49	0.10	0	N	100	34.5	-25.8	0.0	-5.5	0.0	0.0	14.1
1853	593344.37	4782782.49	0.10	0	N	125	35.9	-25.8	0.0	-5.1	0.0	0.0	15.2
1853	593344.37	4782782.49	0.10	0	N	160	37.5	-25.8	0.0	-4.4	0.0	0.0	16.1
1853	593344.37	4782782.49	0.10	0	N	200	39.3	-25.8	0.0	-3.2	0.0	0.0	16.7
1853	593344.37	4782782.49	0.10	0	N	250	42.3	-25.8	0.0	0.0	0.0	0.0	16.5
1853	593344.37	4782782.49	0.10	0	N	315	43.0	-25.8	0.0	4.7	0.0	0.0	12.5
1853	593344.37	4782782.49	0.10	0	N	400	43.8	-25.8	0.0	12.8	0.0	0.0	5.2
1868	593504.93	4782730.47	0.10	0	D	50	20.5	-22.6	0.0	-6.0	0.0	0.0	3.9
1868	593504.93	4782730.47	0.10	0	D	63	28.1	-22.6	0.0	-5.8	0.0	0.0	11.3
1868	593504.93	4782730.47	0.10	0	D	80	32.3	-22.6	0.0	-5.7	0.0	0.0	15.4
1868	593504.93	4782730.47	0.10	0	D	100	34.5	-22.6	0.0	-5.6	0.0	0.0	17.5
1868	593504.93	4782730.47	0.10	0	D	125	36.0	-22.6	0.0	-5.3	0.0	0.0	18.6
1868	593504.93	4782730.47	0.10	0	D	160	37.5	-22.6	0.0	-4.7	0.0	0.0	19.6
1868	593504.93	4782730.47	0.10	0	D	200	39.4	-22.6	0.0	-3.8	0.0	0.0	20.5
1868	593504.93	4782730.47	0.10	0	D	250	42.4	-22.6	0.0	-1.6	0.0	0.0	21.4
1868	593504.93	4782730.47	0.10	0	D	315	43.1	-22.6	0.0	1.8	0.0	0.0	18.6
1868	593504.93	4782730.47	0.10	0	D	400	43.9	-22.6	0.0	8.0	0.0	0.0	13.3
1868	593504.93	4782730.47	0.10	0	D	500	46.3	-22.6	0.0	16.5	0.0	0.0	7.2
1868	593504.93	4782730.47	0.10	0	D	630	48.1	-22.6	0.0	23.2	0.0	0.0	2.2
1868	593504.93	4782730.47	0.10	0	N	50	20.5	-22.6	0.0	-6.0	0.0	0.0	3.8
1868	593504.93	4782730.47	0.10	0	N	63	28.0	-22.6	0.0	-5.8	0.0	0.0	11.2
1868	593504.93	4782730.47	0.10	0	N	80	32.3	-22.6	0.0	-5.7	0.0	0.0	15.4
1868	593504.93	4782730.47	0.10	0	N	100	34.5	-22.6	0.0	-5.6	0.0	0.0	17.4
1868	593504.93	4782730.47	0.10	0	N	125	35.9	-22.6	0.0	-5.3	0.0	0.0	18.5
1868	593504.93	4782730.47	0.10	0	N	160	37.5	-22.6	0.0	-4.7	0.0	0.0	19.5
1868	593504.93	4782730.47	0.10	0	N	200	39.3	-22.6	0.0	-3.8	0.0	0.0	20.4
1868	593504.93	4782730.47	0.10	0	N	250	42.3	-22.6	0.0	-1.6	0.0	0.0	21.3
1868	593504.93	4782730.47	0.10	0	N	315	43.0	-22.6	0.0	1.8	0.0	0.0	18.6
1868	593504.93	4782730.47	0.10	0	N	400	43.8	-22.6	0.0	8.0	0.0	0.0	13.2
1868	593504.93	4782730.47	0.10	0	N	500	46.3	-22.6	0.0	16.5	0.0	0.0	7.1
1868	593504.93	4782730.47	0.10	0	N	630	48.0	-22.6	0.0	23.2	0.0	0.0	2.1
1883	593586.01	4782704.20	0.10	0	D	125	36.0	-40.8	0.0	-5.4	0.0	0.0	0.6
1883	593586.01	4782704.20	0.10	0	D	160	37.5	-40.8	0.0	-4.9	0.0	0.0	1.7
1883	593586.01	4782704.20	0.10	0	D	200	39.4	-40.8	0.0	-4.1	0.0	0.0	2.7
1883	593586.01	4782704.20	0.10	0	D	250	42.4	-40.8	0.0	-2.4	0.0	0.0	4.1
1883	593586.01	4782704.20	0.10	0	D	315	43.1	-40.8	0.0	0.4	0.0	0.0	2.0
1883	593586.01	4782704.20	0.10	0	N	125	35.9	-40.8	0.0	-5.4	0.0	0.0	0.5
1883	593586.01	4782704.20	0.10	0	N	160	37.5	-40.8	0.0	-4.9	0.0	0.0	1.6
1883	593586.01	4782704.20	0.10	0	N	200	39.3	-40.8	0.0	-4.1	0.0	0.0	2.6
1883	593586.01	4782704.20	0.10	0	N	250	42.3	-40.8	0.0	-2.4	0.0	0.0	4.0
1883	593586.01	4782704.20	0.10	0	N	315	43.0	-40.8	0.0	0.4	0.0	0.0	1.9

Road, TNM, Name: "Ottawa south", ID: "!03!01!Ottawa_s"													
Nr.	X	Y	Z	Refl.	DEN	Freq.	Lw	Ad	Aair	Agr	Afol	RL	Lr
	(m)	(m)	(m)			(Hz)	dB(A)	(dB)	(dB)	(dB)	(dB)	(dB)	dB(A)
1898	593920.26	4782584.65	0.10	0	D	50	17.6	-15.6	0.0	-6.0	0.0	0.0	7.9
1898	593920.26	4782584.65	0.10	0	D	63	23.7	-15.6	0.0	-5.9	0.0	0.0	14.0
1898	593920.26	4782584.65	0.10	0	D	80	27.5	-15.6	0.0	-5.9	0.0	0.0	17.7
1898	593920.26	4782584.65	0.10	0	D	100	29.7	-15.6	0.0	-5.8	0.0	0.0	19.9
1898	593920.26	4782584.65	0.10	0	D	125	31.3	-15.6	0.0	-5.7	0.0	0.0	21.4
1898	593920.26	4782584.65	0.10	0	D	160	33.1	-15.6	0.0	-5.5	0.0	0.0	23.0
1898	593920.26	4782584.65	0.10	0	D	200	35.0	-15.6	0.0	-5.2	0.0	0.0	24.6
1898	593920.26	4782584.65	0.10	0	D	250	38.1	-15.6	0.0	-4.7	0.0	0.0	27.2
1898	593920.26	4782584.65	0.10	0	D	315	37.9	-15.6	0.0	-3.9	0.0	0.0	26.1
1898	593920.26	4782584.65	0.10	0	D	400	37.5	-15.6	0.0	-2.4	0.0	0.0	24.2
1898	593920.26	4782584.65	0.10	0	D	500	39.4	-15.6	0.0	-0.3	0.0	0.0	24.1
1898	593920.26	4782584.65	0.10	0	D	630	40.5	-15.6	0.0	2.8	0.0	0.0	22.0
1898	593920.26	4782584.65	0.10	0	D	800	39.2	-15.6	0.0	6.8	0.0	0.0	16.7
1898	593920.26	4782584.65	0.10	0	D	1000	39.6	-15.6	0.0	9.7	0.0	0.0	14.3
1898	593920.26	4782584.65	0.10	0	D	1250	38.6	-15.6	0.0	11.5	0.0	0.0	11.5
1898	593920.26	4782584.65	0.10	0	D	1600	38.0	-15.6	0.0	13.4	0.0	0.0	9.0
1898	593920.26	4782584.65	0.10	0	D	2000	37.6	-15.6	0.0	15.3	0.0	0.0	6.7
1898	593920.26	4782584.65	0.10	0	D	2500	37.1	-15.6	0.0	16.8	0.0	0.0	4.7
1898	593920.26	4782584.65	0.10	0	D	3150	37.1	-15.6	0.0	16.9	0.0	0.0	4.6
1898	593920.26	4782584.65	0.10	0	D	4000	35.9	-15.6	0.0	15.4	0.0	0.0	4.8
1898	593920.26	4782584.65	0.10	0	D	5000	34.3	-15.6	0.0	13.9	0.0	0.0	4.8
1898	593920.26	4782584.65	0.10	0	D	6300	32.4	-15.6	0.0	13.9	0.0	0.0	2.9
1898	593920.26	4782584.65	0.10	0	D	8000	29.9	-15.6	0.0	13.9	0.0	0.0	0.4
1898	593920.26	4782584.65	0.10	0	N	50	19.0	-15.6	0.0	-6.0	0.0	0.0	9.4
1898	593920.26	4782584.65	0.10	0	N	63	24.9	-15.6	0.0	-5.9	0.0	0.0	15.2
1898	593920.26	4782584.65	0.10	0	N	80	28.6	-15.6	0.0	-5.9	0.0	0.0	18.9
1898	593920.26	4782584.65	0.10	0	N	100	30.9	-15.6	0.0	-5.8	0.0	0.0	21.1
1898	593920.26	4782584.65	0.10	0	N	125	32.6	-15.6	0.0	-5.7	0.0	0.0	22.7
1898	593920.26	4782584.65	0.10	0	N	160	34.6	-15.6	0.0	-5.5	0.0	0.0	24.5
1898	593920.26	4782584.65	0.10	0	N	200	36.6	-15.6	0.0	-5.2	0.0	0.0	26.2
1898	593920.26	4782584.65	0.10	0	N	250	39.8	-15.6	0.0	-4.7	0.0	0.0	28.9
1898	593920.26	4782584.65	0.10	0	N	315	39.5	-15.6	0.0	-3.9	0.0	0.0	27.7
1898	593920.26	4782584.65	0.10	0	N	400	38.7	-15.6	0.0	-2.4	0.0	0.0	25.5
1898	593920.26	4782584.65	0.10	0	N	500	40.6	-15.6	0.0	-0.3	0.0	0.0	25.3
1898	593920.26	4782584.65	0.10	0	N	630	41.4	-15.6	0.0	2.8	0.0	0.0	22.9
1898	593920.26	4782584.65	0.10	0	N	800	40.3	-15.6	0.0	6.8	0.0	0.0	17.8
1898	593920.26	4782584.65	0.10	0	N	1000	40.6	-15.6	0.0	9.7	0.0	0.0	15.3
1898	593920.26	4782584.65	0.10	0	N	1250	39.6	-15.6	0.0	11.5	0.0	0.0	12.5
1898	593920.26	4782584.65	0.10	0	N	1600	39.0	-15.6	0.0	13.4	0.0	0.0	10.0
1898	593920.26	4782584.65	0.10	0	N	2000	38.7	-15.6	0.0	15.3	0.0	0.0	7.8
1898	593920.26	4782584.65	0.10	0	N	2500	38.4	-15.6	0.0	16.8	0.0	0.0	6.0
1898	593920.26	4782584.65	0.10	0	N	3150	38.6	-15.6	0.0	16.9	0.0	0.0	6.1
1898	593920.26	4782584.65	0.10	0	N	4000	37.4	-15.6	0.0	15.4	0.0	0.0	6.3
1898	593920.26	4782584.65	0.10	0	N	5000	35.9	-15.6	0.0	13.9	0.0	0.0	6.4
1898	593920.26	4782584.65	0.10	0	N	6300	34.0	-15.6	0.0	13.9	0.0	0.0	4.5
1898	593920.26	4782584.65	0.10	0	N	8000	31.5	-15.6	0.0	13.9	0.0	0.0	2.0
1913	593913.44	4782561.28	0.10	0	D	50	17.6	-17.9	0.0	-6.0	0.0	0.0	5.7
1913	593913.44	4782561.28	0.10	0	D	63	23.7	-17.9	0.0	-5.9	0.0	0.0	11.7
1913	593913.44	4782561.28	0.10	0	D	80	27.5	-17.9	0.0	-5.9	0.0	0.0	15.5
1913	593913.44	4782561.28	0.10	0	D	100	29.7	-17.9	0.0	-5.8	0.0	0.0	17.6
1913	593913.44	4782561.28	0.10	0	D	125	31.3	-17.9	0.0	-5.7	0.0	0.0	19.1
1913	593913.44	4782561.28	0.10	0	D	160	33.1	-17.9	0.0	-5.5	0.0	0.0	20.6
1913	593913.44	4782561.28	0.10	0	D	200	35.0	-17.9	0.0	-5.1	0.0	0.0	22.2
1913	593913.44	4782561.28	0.10	0	D	250	38.1	-17.9	0.0	-4.5	0.0	0.0	24.7
1913	593913.44	4782561.28	0.10	0	D	315	37.9	-17.9	0.0	-3.5	0.0	0.0	23.5
1913	593913.44	4782561.28	0.10	0	D	400	37.5	-17.9	0.0	-1.8	0.0	0.0	21.3
1913	593913.44	4782561.28	0.10	0	D	500	39.4	-17.9	0.0	0.8	0.0	0.0	20.7
1913	593913.44	4782561.28	0.10	0	D	630	40.5	-17.9	0.0	4.8	0.0	0.0	17.8
1913	593913.44	4782561.28	0.10	0	D	800	39.2	-17.9	0.0	9.5	0.0	0.0	11.8
1913	593913.44	4782561.28	0.10	0	D	1000	39.6	-17.9	0.0	12.2	0.0	0.0	9.6
1913	593913.44	4782561.28	0.10	0	D	1250	38.6	-17.9	0.0	13.8	0.0	0.0	6.9
1913	593913.44	4782561.28	0.10	0	D	1600	38.0	-17.9	0.0	15.7	0.0	0.0	4.5
1913	593913.44	4782561.28	0.10	0	D	2000	37.6	-17.9	0.0	17.6	0.0	0.0	2.1

Road, TNM, Name: "Ottawa south", ID: "!03!01!Ottawa_s"													
Nr.	X	Y	Z	Refl.	DEN	Freq.	Lw	Ad	Aair	Agr	Afol	RL	Lr
	(m)	(m)	(m)			(Hz)	dB(A)	(dB)	(dB)	(dB)	(dB)	(dB)	dB(A)
1913	593913.44	4782561.28	0.10	0	D	2500	37.1	-17.9	0.0	19.2	0.0	0.0	0.0
1913	593913.44	4782561.28	0.10	0	N	50	19.0	-17.9	0.0	-6.0	0.0	0.0	7.1
1913	593913.44	4782561.28	0.10	0	N	63	24.9	-17.9	0.0	-5.9	0.0	0.0	12.9
1913	593913.44	4782561.28	0.10	0	N	80	28.6	-17.9	0.0	-5.9	0.0	0.0	16.6
1913	593913.44	4782561.28	0.10	0	N	100	30.9	-17.9	0.0	-5.8	0.0	0.0	18.8
1913	593913.44	4782561.28	0.10	0	N	125	32.6	-17.9	0.0	-5.7	0.0	0.0	20.4
1913	593913.44	4782561.28	0.10	0	N	160	34.6	-17.9	0.0	-5.5	0.0	0.0	22.1
1913	593913.44	4782561.28	0.10	0	N	200	36.6	-17.9	0.0	-5.1	0.0	0.0	23.8
1913	593913.44	4782561.28	0.10	0	N	250	39.8	-17.9	0.0	-4.5	0.0	0.0	26.4
1913	593913.44	4782561.28	0.10	0	N	315	39.5	-17.9	0.0	-3.5	0.0	0.0	25.1
1913	593913.44	4782561.28	0.10	0	N	400	38.7	-17.9	0.0	-1.8	0.0	0.0	22.6
1913	593913.44	4782561.28	0.10	0	N	500	40.6	-17.9	0.0	0.8	0.0	0.0	21.8
1913	593913.44	4782561.28	0.10	0	N	630	41.4	-17.9	0.0	4.8	0.0	0.0	18.7
1913	593913.44	4782561.28	0.10	0	N	800	40.3	-17.9	0.0	9.5	0.0	0.0	12.8
1913	593913.44	4782561.28	0.10	0	N	1000	40.6	-17.9	0.0	12.2	0.0	0.0	10.5
1913	593913.44	4782561.28	0.10	0	N	1250	39.6	-17.9	0.0	13.8	0.0	0.0	7.9
1913	593913.44	4782561.28	0.10	0	N	1600	39.0	-17.9	0.0	15.7	0.0	0.0	5.5
1913	593913.44	4782561.28	0.10	0	N	2000	38.7	-17.9	0.0	17.6	0.0	0.0	3.2
1913	593913.44	4782561.28	0.10	0	N	2500	38.4	-17.9	0.0	19.2	0.0	0.0	1.3
1913	593913.44	4782561.28	0.10	0	N	3150	38.6	-17.9	0.0	19.4	0.0	0.0	1.3
1913	593913.44	4782561.28	0.10	0	N	4000	37.4	-17.9	0.0	18.2	0.0	0.0	1.3
1913	593913.44	4782561.28	0.10	0	N	5000	35.9	-17.9	0.0	17.0	0.0	0.0	1.0
1928	593903.20	4782526.22	0.10	0	D	50	17.6	-17.6	0.0	-6.0	0.0	0.0	5.9
1928	593903.20	4782526.22	0.10	0	D	63	23.7	-17.6	0.0	-5.9	0.0	0.0	12.0
1928	593903.20	4782526.22	0.10	0	D	80	27.5	-17.6	0.0	-5.9	0.0	0.0	15.7
1928	593903.20	4782526.22	0.10	0	D	100	29.7	-17.6	0.0	-5.8	0.0	0.0	17.9
1928	593903.20	4782526.22	0.10	0	D	125	31.3	-17.6	0.0	-5.6	0.0	0.0	19.3
1928	593903.20	4782526.22	0.10	0	D	160	33.1	-17.6	0.0	-5.4	0.0	0.0	20.8
1928	593903.20	4782526.22	0.10	0	D	200	35.0	-17.6	0.0	-5.0	0.0	0.0	22.4
1928	593903.20	4782526.22	0.10	0	D	250	38.1	-17.6	0.0	-4.2	0.0	0.0	24.7
1928	593903.20	4782526.22	0.10	0	D	315	37.9	-17.6	0.0	-2.9	0.0	0.0	23.2
1928	593903.20	4782526.22	0.10	0	D	400	37.5	-17.6	0.0	-0.7	0.0	0.0	20.5
1928	593903.20	4782526.22	0.10	0	D	500	39.4	-17.6	0.0	2.7	0.0	0.0	19.1
1928	593903.20	4782526.22	0.10	0	D	630	40.5	-17.6	0.0	8.0	0.0	0.0	14.9
1928	593903.20	4782526.22	0.10	0	D	800	39.2	-17.6	0.0	13.2	0.0	0.0	8.4
1928	593903.20	4782526.22	0.10	0	D	1000	39.6	-17.6	0.0	15.2	0.0	0.0	6.8
1928	593903.20	4782526.22	0.10	0	D	1250	38.6	-17.6	0.0	16.7	0.0	0.0	4.3
1928	593903.20	4782526.22	0.10	0	D	1600	38.0	-17.6	0.0	18.6	0.0	0.0	1.8
1928	593903.20	4782526.22	0.10	0	N	50	19.0	-17.6	0.0	-6.0	0.0	0.0	7.4
1928	593903.20	4782526.22	0.10	0	N	63	24.9	-17.6	0.0	-5.9	0.0	0.0	13.2
1928	593903.20	4782526.22	0.10	0	N	80	28.6	-17.6	0.0	-5.9	0.0	0.0	16.9
1928	593903.20	4782526.22	0.10	0	N	100	30.9	-17.6	0.0	-5.8	0.0	0.0	19.1
1928	593903.20	4782526.22	0.10	0	N	125	32.6	-17.6	0.0	-5.6	0.0	0.0	20.7
1928	593903.20	4782526.22	0.10	0	N	160	34.6	-17.6	0.0	-5.4	0.0	0.0	22.3
1928	593903.20	4782526.22	0.10	0	N	200	36.6	-17.6	0.0	-5.0	0.0	0.0	24.0
1928	593903.20	4782526.22	0.10	0	N	250	39.8	-17.6	0.0	-4.2	0.0	0.0	26.4
1928	593903.20	4782526.22	0.10	0	N	315	39.5	-17.6	0.0	-2.9	0.0	0.0	24.8
1928	593903.20	4782526.22	0.10	0	N	400	38.7	-17.6	0.0	-0.7	0.0	0.0	21.8
1928	593903.20	4782526.22	0.10	0	N	500	40.6	-17.6	0.0	2.7	0.0	0.0	20.2
1928	593903.20	4782526.22	0.10	0	N	630	41.4	-17.6	0.0	8.0	0.0	0.0	15.8
1928	593903.20	4782526.22	0.10	0	N	800	40.3	-17.6	0.0	13.2	0.0	0.0	9.5
1928	593903.20	4782526.22	0.10	0	N	1000	40.6	-17.6	0.0	15.2	0.0	0.0	7.8
1928	593903.20	4782526.22	0.10	0	N	1250	39.6	-17.6	0.0	16.7	0.0	0.0	5.4
1928	593903.20	4782526.22	0.10	0	N	1600	39.0	-17.6	0.0	18.6	0.0	0.0	2.9
1928	593903.20	4782526.22	0.10	0	N	2000	38.7	-17.6	0.0	20.5	0.0	0.0	0.5
1943	593892.58	4782489.85	0.10	0	D	50	17.6	-22.6	0.0	-6.0	0.0	0.0	1.0
1943	593892.58	4782489.85	0.10	0	D	63	23.7	-22.6	0.0	-5.9	0.0	0.0	7.0
1943	593892.58	4782489.85	0.10	0	D	80	27.5	-22.6	0.0	-5.8	0.0	0.0	10.8
1943	593892.58	4782489.85	0.10	0	D	100	29.7	-22.6	0.0	-5.7	0.0	0.0	12.9
1943	593892.58	4782489.85	0.10	0	D	125	31.3	-22.6	0.0	-5.6	0.0	0.0	14.3
1943	593892.58	4782489.85	0.10	0	D	160	33.1	-22.6	0.0	-5.3	0.0	0.0	15.8
1943	593892.58	4782489.85	0.10	0	D	200	35.0	-22.6	0.0	-4.8	0.0	0.0	17.2
1943	593892.58	4782489.85	0.10	0	D	250	38.1	-22.6	0.0	-3.9	0.0	0.0	19.4

Road, TNM, Name: "Ottawa south", ID: "!03!01!Ottawa_s"													
Nr.	X	Y	Z	Refl.	DEN	Freq.	Lw	Ad	Aair	Agr	Afol	RL	Lr
	(m)	(m)	(m)			(Hz)	dB(A)	(dB)	(dB)	(dB)	(dB)	(dB)	dB(A)
1943	593892.58	4782489.85	0.10	0	D	315	37.9	-22.6	0.0	-2.3	0.0	0.0	17.6
1943	593892.58	4782489.85	0.10	0	D	400	37.5	-22.6	0.0	0.5	0.0	0.0	14.4
1943	593892.58	4782489.85	0.10	0	D	500	39.4	-22.6	0.0	4.8	0.0	0.0	12.1
1943	593892.58	4782489.85	0.10	0	D	630	40.5	-22.6	0.0	11.2	0.0	0.0	6.8
1943	593892.58	4782489.85	0.10	0	D	800	39.2	-22.6	0.0	16.1	0.0	0.0	0.5
1943	593892.58	4782489.85	0.10	0	N	50	19.0	-22.6	0.0	-6.0	0.0	0.0	2.5
1943	593892.58	4782489.85	0.10	0	N	63	24.9	-22.6	0.0	-5.9	0.0	0.0	8.2
1943	593892.58	4782489.85	0.10	0	N	80	28.6	-22.6	0.0	-5.8	0.0	0.0	11.9
1943	593892.58	4782489.85	0.10	0	N	100	30.9	-22.6	0.0	-5.7	0.0	0.0	14.1
1943	593892.58	4782489.85	0.10	0	N	125	32.6	-22.6	0.0	-5.6	0.0	0.0	15.7
1943	593892.58	4782489.85	0.10	0	N	160	34.6	-22.6	0.0	-5.3	0.0	0.0	17.3
1943	593892.58	4782489.85	0.10	0	N	200	36.6	-22.6	0.0	-4.8	0.0	0.0	18.8
1943	593892.58	4782489.85	0.10	0	N	250	39.8	-22.6	0.0	-3.9	0.0	0.0	21.1
1943	593892.58	4782489.85	0.10	0	N	315	39.5	-22.6	0.0	-2.3	0.0	0.0	19.2
1943	593892.58	4782489.85	0.10	0	N	400	38.7	-22.6	0.0	0.5	0.0	0.0	15.7
1943	593892.58	4782489.85	0.10	0	N	500	40.6	-22.6	0.0	4.8	0.0	0.0	13.3
1943	593892.58	4782489.85	0.10	0	N	630	41.4	-22.6	0.0	11.2	0.0	0.0	7.7
1943	593892.58	4782489.85	0.10	0	N	800	40.3	-22.6	0.0	16.1	0.0	0.0	1.6
1943	593892.58	4782489.85	0.10	0	N	1000	40.6	-22.6	0.0	17.7	0.0	0.0	0.4
1958	593917.70	4782586.60	0.10	0	D	50	17.6	-15.7	0.0	-6.0	0.0	0.0	7.9
1958	593917.70	4782586.60	0.10	0	D	63	23.7	-15.7	0.0	-5.9	0.0	0.0	13.9
1958	593917.70	4782586.60	0.10	0	D	80	27.5	-15.7	0.0	-5.9	0.0	0.0	17.7
1958	593917.70	4782586.60	0.10	0	D	100	29.7	-15.7	0.0	-5.8	0.0	0.0	19.8
1958	593917.70	4782586.60	0.10	0	D	125	31.3	-15.7	0.0	-5.7	0.0	0.0	21.3
1958	593917.70	4782586.60	0.10	0	D	160	33.1	-15.7	0.0	-5.5	0.0	0.0	22.9
1958	593917.70	4782586.60	0.10	0	D	200	35.0	-15.7	0.0	-5.2	0.0	0.0	24.6
1958	593917.70	4782586.60	0.10	0	D	250	38.1	-15.7	0.0	-4.7	0.0	0.0	27.1
1958	593917.70	4782586.60	0.10	0	D	315	37.9	-15.7	0.0	-3.9	0.0	0.0	26.1
1958	593917.70	4782586.60	0.10	0	D	400	37.5	-15.7	0.0	-2.5	0.0	0.0	24.3
1958	593917.70	4782586.60	0.10	0	D	500	39.4	-15.7	0.0	-0.5	0.0	0.0	24.3
1958	593917.70	4782586.60	0.10	0	D	630	40.5	-15.7	0.0	2.5	0.0	0.0	22.3
1958	593917.70	4782586.60	0.10	0	D	800	39.2	-15.7	0.0	6.4	0.0	0.0	17.1
1958	593917.70	4782586.60	0.10	0	D	1000	39.6	-15.7	0.0	9.3	0.0	0.0	14.7
1958	593917.70	4782586.60	0.10	0	D	1250	38.6	-15.7	0.0	11.1	0.0	0.0	11.8
1958	593917.70	4782586.60	0.10	0	D	1600	38.0	-15.7	0.0	13.0	0.0	0.0	9.3
1958	593917.70	4782586.60	0.10	0	D	2000	37.6	-15.7	0.0	14.9	0.0	0.0	7.0
1958	593917.70	4782586.60	0.10	0	D	2500	37.1	-15.7	0.0	16.4	0.0	0.0	5.0
1958	593917.70	4782586.60	0.10	0	D	3150	37.1	-15.7	0.0	16.5	0.0	0.0	4.9
1958	593917.70	4782586.60	0.10	0	D	4000	35.9	-15.7	0.0	15.0	0.0	0.0	5.2
1958	593917.70	4782586.60	0.10	0	D	5000	34.3	-15.7	0.0	13.4	0.0	0.0	5.3
1958	593917.70	4782586.60	0.10	0	D	6300	32.4	-15.7	0.0	13.4	0.0	0.0	3.4
1958	593917.70	4782586.60	0.10	0	D	8000	29.9	-15.7	0.0	13.4	0.0	0.0	0.8
1958	593917.70	4782586.60	0.10	0	N	50	19.0	-15.7	0.0	-6.0	0.0	0.0	9.3
1958	593917.70	4782586.60	0.10	0	N	63	24.9	-15.7	0.0	-5.9	0.0	0.0	15.1
1958	593917.70	4782586.60	0.10	0	N	80	28.6	-15.7	0.0	-5.9	0.0	0.0	18.8
1958	593917.70	4782586.60	0.10	0	N	100	30.9	-15.7	0.0	-5.8	0.0	0.0	21.1
1958	593917.70	4782586.60	0.10	0	N	125	32.6	-15.7	0.0	-5.7	0.0	0.0	22.7
1958	593917.70	4782586.60	0.10	0	N	160	34.6	-15.7	0.0	-5.5	0.0	0.0	24.4
1958	593917.70	4782586.60	0.10	0	N	200	36.6	-15.7	0.0	-5.2	0.0	0.0	26.2
1958	593917.70	4782586.60	0.10	0	N	250	39.8	-15.7	0.0	-4.7	0.0	0.0	28.9
1958	593917.70	4782586.60	0.10	0	N	315	39.5	-15.7	0.0	-3.9	0.0	0.0	27.7
1958	593917.70	4782586.60	0.10	0	N	400	38.7	-15.7	0.0	-2.5	0.0	0.0	25.5
1958	593917.70	4782586.60	0.10	0	N	500	40.6	-15.7	0.0	-0.5	0.0	0.0	25.4
1958	593917.70	4782586.60	0.10	0	N	630	41.4	-15.7	0.0	2.5	0.0	0.0	23.2
1958	593917.70	4782586.60	0.10	0	N	800	40.3	-15.7	0.0	6.4	0.0	0.0	18.2
1958	593917.70	4782586.60	0.10	0	N	1000	40.6	-15.7	0.0	9.3	0.0	0.0	15.6
1958	593917.70	4782586.60	0.10	0	N	1250	39.6	-15.7	0.0	11.1	0.0	0.0	12.8
1958	593917.70	4782586.60	0.10	0	N	1600	39.0	-15.7	0.0	13.0	0.0	0.0	10.3
1958	593917.70	4782586.60	0.10	0	N	2000	38.7	-15.7	0.0	14.9	0.0	0.0	8.1
1958	593917.70	4782586.60	0.10	0	N	2500	38.4	-15.7	0.0	16.4	0.0	0.0	6.3
1958	593917.70	4782586.60	0.10	0	N	3150	38.6	-15.7	0.0	16.5	0.0	0.0	6.4
1958	593917.70	4782586.60	0.10	0	N	4000	37.4	-15.7	0.0	15.0	0.0	0.0	6.7
1958	593917.70	4782586.60	0.10	0	N	5000	35.9	-15.7	0.0	13.4	0.0	0.0	6.8

Road, TNM, Name: "Ottawa south", ID: "!03!01!Ottawa_s"													
Nr.	X	Y	Z	Refl.	DEN	Freq.	Lw	Ad	Aair	Agr	Afol	RL	Lr
	(m)	(m)	(m)			(Hz)	dB(A)	(dB)	(dB)	(dB)	(dB)	(dB)	dB(A)
1958	593917.70	4782586.60	0.10	0	N	6300	34.0	-15.7	0.0	13.4	0.0	0.0	5.0
1958	593917.70	4782586.60	0.10	0	N	8000	31.5	-15.7	0.0	13.4	0.0	0.0	2.4
1973	593911.53	4782565.44	0.10	0	D	50	17.6	-17.9	0.0	-6.0	0.0	0.0	5.7
1973	593911.53	4782565.44	0.10	0	D	63	23.7	-17.9	0.0	-5.9	0.0	0.0	11.7
1973	593911.53	4782565.44	0.10	0	D	80	27.5	-17.9	0.0	-5.9	0.0	0.0	15.5
1973	593911.53	4782565.44	0.10	0	D	100	29.7	-17.9	0.0	-5.8	0.0	0.0	17.6
1973	593911.53	4782565.44	0.10	0	D	125	31.3	-17.9	0.0	-5.7	0.0	0.0	19.1
1973	593911.53	4782565.44	0.10	0	D	160	33.1	-17.9	0.0	-5.5	0.0	0.0	20.7
1973	593911.53	4782565.44	0.10	0	D	200	35.0	-17.9	0.0	-5.1	0.0	0.0	22.3
1973	593911.53	4782565.44	0.10	0	D	250	38.1	-17.9	0.0	-4.6	0.0	0.0	24.8
1973	593911.53	4782565.44	0.10	0	D	315	37.9	-17.9	0.0	-3.6	0.0	0.0	23.6
1973	593911.53	4782565.44	0.10	0	D	400	37.5	-17.9	0.0	-1.9	0.0	0.0	21.5
1973	593911.53	4782565.44	0.10	0	D	500	39.4	-17.9	0.0	0.6	0.0	0.0	21.0
1973	593911.53	4782565.44	0.10	0	D	630	40.5	-17.9	0.0	4.4	0.0	0.0	18.2
1973	593911.53	4782565.44	0.10	0	D	800	39.2	-17.9	0.0	9.0	0.0	0.0	12.4
1973	593911.53	4782565.44	0.10	0	D	1000	39.6	-17.9	0.0	11.7	0.0	0.0	10.1
1973	593911.53	4782565.44	0.10	0	D	1250	38.6	-17.9	0.0	13.3	0.0	0.0	7.4
1973	593911.53	4782565.44	0.10	0	D	1600	38.0	-17.9	0.0	15.2	0.0	0.0	5.0
1973	593911.53	4782565.44	0.10	0	D	2000	37.6	-17.9	0.0	17.1	0.0	0.0	2.6
1973	593911.53	4782565.44	0.10	0	D	2500	37.1	-17.9	0.0	18.7	0.0	0.0	0.6
1973	593911.53	4782565.44	0.10	0	D	3150	37.1	-17.9	0.0	18.9	0.0	0.0	0.4
1973	593911.53	4782565.44	0.10	0	D	4000	35.9	-17.9	0.0	17.6	0.0	0.0	0.4
1973	593911.53	4782565.44	0.10	0	D	5000	34.3	-17.9	0.0	16.3	0.0	0.0	0.1
1973	593911.53	4782565.44	0.10	0	N	50	19.0	-17.9	0.0	-6.0	0.0	0.0	7.1
1973	593911.53	4782565.44	0.10	0	N	63	24.9	-17.9	0.0	-5.9	0.0	0.0	12.9
1973	593911.53	4782565.44	0.10	0	N	80	28.6	-17.9	0.0	-5.9	0.0	0.0	16.6
1973	593911.53	4782565.44	0.10	0	N	100	30.9	-17.9	0.0	-5.8	0.0	0.0	18.9
1973	593911.53	4782565.44	0.10	0	N	125	32.6	-17.9	0.0	-5.7	0.0	0.0	20.5
1973	593911.53	4782565.44	0.10	0	N	160	34.6	-17.9	0.0	-5.5	0.0	0.0	22.2
1973	593911.53	4782565.44	0.10	0	N	200	36.6	-17.9	0.0	-5.1	0.0	0.0	23.9
1973	593911.53	4782565.44	0.10	0	N	250	39.8	-17.9	0.0	-4.6	0.0	0.0	26.5
1973	593911.53	4782565.44	0.10	0	N	315	39.5	-17.9	0.0	-3.6	0.0	0.0	25.2
1973	593911.53	4782565.44	0.10	0	N	400	38.7	-17.9	0.0	-1.9	0.0	0.0	22.7
1973	593911.53	4782565.44	0.10	0	N	500	40.6	-17.9	0.0	0.6	0.0	0.0	22.1
1973	593911.53	4782565.44	0.10	0	N	630	41.4	-17.9	0.0	4.4	0.0	0.0	19.1
1973	593911.53	4782565.44	0.10	0	N	800	40.3	-17.9	0.0	9.0	0.0	0.0	13.4
1973	593911.53	4782565.44	0.10	0	N	1000	40.6	-17.9	0.0	11.7	0.0	0.0	11.1
1973	593911.53	4782565.44	0.10	0	N	1250	39.6	-17.9	0.0	13.3	0.0	0.0	8.5
1973	593911.53	4782565.44	0.10	0	N	1600	39.0	-17.9	0.0	15.2	0.0	0.0	6.0
1973	593911.53	4782565.44	0.10	0	N	2000	38.7	-17.9	0.0	17.1	0.0	0.0	3.7
1973	593911.53	4782565.44	0.10	0	N	2500	38.4	-17.9	0.0	18.7	0.0	0.0	1.9
1973	593911.53	4782565.44	0.10	0	N	3150	38.6	-17.9	0.0	18.9	0.0	0.0	1.8
1973	593911.53	4782565.44	0.10	0	N	4000	37.4	-17.9	0.0	17.6	0.0	0.0	1.9
1973	593911.53	4782565.44	0.10	0	N	5000	35.9	-17.9	0.0	16.3	0.0	0.0	1.7
1988	593902.26	4782533.71	0.10	0	D	50	17.6	-17.5	0.0	-6.0	0.0	0.0	6.1
1988	593902.26	4782533.71	0.10	0	D	63	23.7	-17.5	0.0	-5.9	0.0	0.0	12.1
1988	593902.26	4782533.71	0.10	0	D	80	27.5	-17.5	0.0	-5.9	0.0	0.0	15.9
1988	593902.26	4782533.71	0.10	0	D	100	29.7	-17.5	0.0	-5.8	0.0	0.0	18.0
1988	593902.26	4782533.71	0.10	0	D	125	31.3	-17.5	0.0	-5.6	0.0	0.0	19.4
1988	593902.26	4782533.71	0.10	0	D	160	33.1	-17.5	0.0	-5.4	0.0	0.0	21.0
1988	593902.26	4782533.71	0.10	0	D	200	35.0	-17.5	0.0	-5.0	0.0	0.0	22.5
1988	593902.26	4782533.71	0.10	0	D	250	38.1	-17.5	0.0	-4.3	0.0	0.0	24.9
1988	593902.26	4782533.71	0.10	0	D	315	37.9	-17.5	0.0	-3.1	0.0	0.0	23.5
1988	593902.26	4782533.71	0.10	0	D	400	37.5	-17.5	0.0	-0.9	0.0	0.0	20.9
1988	593902.26	4782533.71	0.10	0	D	500	39.4	-17.5	0.0	2.3	0.0	0.0	19.6
1988	593902.26	4782533.71	0.10	0	D	630	40.5	-17.5	0.0	7.3	0.0	0.0	15.7
1988	593902.26	4782533.71	0.10	0	D	800	39.2	-17.5	0.0	12.4	0.0	0.0	9.3
1988	593902.26	4782533.71	0.10	0	D	1000	39.6	-17.5	0.0	14.6	0.0	0.0	7.5
1988	593902.26	4782533.71	0.10	0	D	1250	38.6	-17.5	0.0	16.1	0.0	0.0	5.0
1988	593902.26	4782533.71	0.10	0	D	1600	38.0	-17.5	0.0	18.0	0.0	0.0	2.6
1988	593902.26	4782533.71	0.10	0	D	2000	37.6	-17.5	0.0	19.9	0.0	0.0	0.2
1988	593902.26	4782533.71	0.10	0	N	50	19.0	-17.5	0.0	-6.0	0.0	0.0	7.5
1988	593902.26	4782533.71	0.10	0	N	63	24.9	-17.5	0.0	-5.9	0.0	0.0	13.3

Road, TNM, Name: "Ottawa south", ID: "!03!01!Ottawa_s"													
Nr.	X	Y	Z	Refl.	DEN	Freq.	Lw	Ad	Aair	Agr	Afol	RL	Lr
	(m)	(m)	(m)			(Hz)	dB(A)	(dB)	(dB)	(dB)	(dB)	(dB)	dB(A)
1988	593902.26	4782533.71	0.10	0	N	80	28.6	-17.5	0.0	-5.9	0.0	0.0	17.0
1988	593902.26	4782533.71	0.10	0	N	100	30.9	-17.5	0.0	-5.8	0.0	0.0	19.2
1988	593902.26	4782533.71	0.10	0	N	125	32.6	-17.5	0.0	-5.6	0.0	0.0	20.8
1988	593902.26	4782533.71	0.10	0	N	160	34.6	-17.5	0.0	-5.4	0.0	0.0	22.5
1988	593902.26	4782533.71	0.10	0	N	200	36.6	-17.5	0.0	-5.0	0.0	0.0	24.1
1988	593902.26	4782533.71	0.10	0	N	250	39.8	-17.5	0.0	-4.3	0.0	0.0	26.6
1988	593902.26	4782533.71	0.10	0	N	315	39.5	-17.5	0.0	-3.1	0.0	0.0	25.0
1988	593902.26	4782533.71	0.10	0	N	400	38.7	-17.5	0.0	-0.9	0.0	0.0	22.1
1988	593902.26	4782533.71	0.10	0	N	500	40.6	-17.5	0.0	2.3	0.0	0.0	20.8
1988	593902.26	4782533.71	0.10	0	N	630	41.4	-17.5	0.0	7.3	0.0	0.0	16.6
1988	593902.26	4782533.71	0.10	0	N	800	40.3	-17.5	0.0	12.4	0.0	0.0	10.3
1988	593902.26	4782533.71	0.10	0	N	1000	40.6	-17.5	0.0	14.6	0.0	0.0	8.5
1988	593902.26	4782533.71	0.10	0	N	1250	39.6	-17.5	0.0	16.1	0.0	0.0	6.1
1988	593902.26	4782533.71	0.10	0	N	1600	39.0	-17.5	0.0	18.0	0.0	0.0	3.6
1988	593902.26	4782533.71	0.10	0	N	2000	38.7	-17.5	0.0	19.9	0.0	0.0	1.3
2004	593891.00	4782495.12	0.10	0	D	50	17.6	-21.0	0.0	-6.0	0.0	0.0	2.6
2004	593891.00	4782495.12	0.10	0	D	63	23.7	-21.0	0.0	-5.9	0.0	0.0	8.6
2004	593891.00	4782495.12	0.10	0	D	80	27.5	-21.0	0.0	-5.8	0.0	0.0	12.4
2004	593891.00	4782495.12	0.10	0	D	100	29.7	-21.0	0.0	-5.7	0.0	0.0	14.5
2004	593891.00	4782495.12	0.10	0	D	125	31.3	-21.0	0.0	-5.6	0.0	0.0	15.9
2004	593891.00	4782495.12	0.10	0	D	160	33.1	-21.0	0.0	-5.3	0.0	0.0	17.4
2004	593891.00	4782495.12	0.10	0	D	200	35.0	-21.0	0.0	-4.8	0.0	0.0	18.9
2004	593891.00	4782495.12	0.10	0	D	250	38.1	-21.0	0.0	-4.0	0.0	0.0	21.1
2004	593891.00	4782495.12	0.10	0	D	315	37.9	-21.0	0.0	-2.4	0.0	0.0	19.3
2004	593891.00	4782495.12	0.10	0	D	400	37.5	-21.0	0.0	0.3	0.0	0.0	16.2
2004	593891.00	4782495.12	0.10	0	D	500	39.4	-21.0	0.0	4.5	0.0	0.0	14.0
2004	593891.00	4782495.12	0.10	0	D	630	40.5	-21.0	0.0	10.7	0.0	0.0	8.8
2004	593891.00	4782495.12	0.10	0	D	800	39.2	-21.0	0.0	15.7	0.0	0.0	2.5
2004	593891.00	4782495.12	0.10	0	D	1000	39.6	-21.0	0.0	17.3	0.0	0.0	1.3
2004	593891.00	4782495.12	0.10	0	N	50	19.0	-21.0	0.0	-6.0	0.0	0.0	4.1
2004	593891.00	4782495.12	0.10	0	N	63	24.9	-21.0	0.0	-5.9	0.0	0.0	9.8
2004	593891.00	4782495.12	0.10	0	N	80	28.6	-21.0	0.0	-5.8	0.0	0.0	13.5
2004	593891.00	4782495.12	0.10	0	N	100	30.9	-21.0	0.0	-5.7	0.0	0.0	15.7
2004	593891.00	4782495.12	0.10	0	N	125	32.6	-21.0	0.0	-5.6	0.0	0.0	17.3
2004	593891.00	4782495.12	0.10	0	N	160	34.6	-21.0	0.0	-5.3	0.0	0.0	18.9
2004	593891.00	4782495.12	0.10	0	N	200	36.6	-21.0	0.0	-4.8	0.0	0.0	20.5
2004	593891.00	4782495.12	0.10	0	N	250	39.8	-21.0	0.0	-4.0	0.0	0.0	22.8
2004	593891.00	4782495.12	0.10	0	N	315	39.5	-21.0	0.0	-2.4	0.0	0.0	20.9
2004	593891.00	4782495.12	0.10	0	N	400	38.7	-21.0	0.0	0.3	0.0	0.0	17.4
2004	593891.00	4782495.12	0.10	0	N	500	40.6	-21.0	0.0	4.5	0.0	0.0	15.2
2004	593891.00	4782495.12	0.10	0	N	630	41.4	-21.0	0.0	10.7	0.0	0.0	9.7
2004	593891.00	4782495.12	0.10	0	N	800	40.3	-21.0	0.0	15.7	0.0	0.0	3.6
2004	593891.00	4782495.12	0.10	0	N	1000	40.6	-21.0	0.0	17.3	0.0	0.0	2.3

Road, TNM, Name: "Rymal7 westbound", ID: "!03!Rymal7_WB"													
Nr.	X	Y	Z	Refl.	DEN	Freq.	Lw	Ad	Aair	Agr	Afol	RL	Lr
	(m)	(m)	(m)			(Hz)	dB(A)	(dB)	(dB)	(dB)	(dB)	(dB)	dB(A)
2020	594581.85	4782405.03	0.10	0	D	63	28.4	-28.1	0.0	-5.8	0.0	0.0	6.1
2020	594581.85	4782405.03	0.10	0	D	80	32.7	-28.1	0.0	-5.6	0.0	0.0	10.2
2020	594581.85	4782405.03	0.10	0	D	100	34.9	-28.1	0.0	-5.4	0.0	0.0	12.2
2020	594581.85	4782405.03	0.10	0	D	125	36.3	-28.1	0.0	-5.0	0.0	0.0	13.2
2020	594581.85	4782405.03	0.10	0	D	160	37.9	-28.1	0.0	-4.2	0.0	0.0	14.0
2020	594581.85	4782405.03	0.10	0	D	200	39.7	-28.1	0.0	-2.7	0.0	0.0	14.3
2020	594581.85	4782405.03	0.10	0	D	250	42.7	-28.1	0.0	1.6	0.0	0.0	13.0
2020	594581.85	4782405.03	0.10	0	D	315	43.5	-28.1	0.0	7.5	0.0	0.0	7.8
2020	594581.85	4782405.03	0.10	0	N	63	29.2	-28.1	0.0	-5.8	0.0	0.0	6.9
2020	594581.85	4782405.03	0.10	0	N	80	33.4	-28.1	0.0	-5.6	0.0	0.0	10.9
2020	594581.85	4782405.03	0.10	0	N	100	35.7	-28.1	0.0	-5.4	0.0	0.0	13.0
2020	594581.85	4782405.03	0.10	0	N	125	37.2	-28.1	0.0	-5.0	0.0	0.0	14.1
2020	594581.85	4782405.03	0.10	0	N	160	39.0	-28.1	0.0	-4.2	0.0	0.0	15.1
2020	594581.85	4782405.03	0.10	0	N	200	41.0	-28.1	0.0	-2.7	0.0	0.0	15.6
2020	594581.85	4782405.03	0.10	0	N	250	44.2	-28.1	0.0	1.6	0.0	0.0	14.4
2020	594581.85	4782405.03	0.10	0	N	315	44.7	-28.1	0.0	7.5	0.0	0.0	9.1

Road, TNM, Name: "Rymal7 westbound", ID: "!03!Rymal7_WB"													
Nr.	X	Y	Z	Refl.	DEN	Freq.	Lw	Ad	Aair	Agr	Afol	RL	Lr
	(m)	(m)	(m)			(Hz)	dB(A)	(dB)	(dB)	(dB)	(dB)	(dB)	dB(A)
2020	594581.85	4782405.03	0.10	0	N	400	45.1	-28.1	0.0	16.8	0.0	0.0	0.2
2035	594422.56	4782455.03	0.10	0	D	50	20.9	-25.8	0.0	-6.0	0.0	0.0	1.1
2035	594422.56	4782455.03	0.10	0	D	63	28.4	-25.8	0.0	-5.8	0.0	0.0	8.4
2035	594422.56	4782455.03	0.10	0	D	80	32.7	-25.8	0.0	-5.7	0.0	0.0	12.5
2035	594422.56	4782455.03	0.10	0	D	100	34.9	-25.8	0.0	-5.5	0.0	0.0	14.5
2035	594422.56	4782455.03	0.10	0	D	125	36.3	-25.8	0.0	-5.1	0.0	0.0	15.6
2035	594422.56	4782455.03	0.10	0	D	160	37.9	-25.8	0.0	-4.4	0.0	0.0	16.5
2035	594422.56	4782455.03	0.10	0	D	200	39.7	-25.8	0.0	-3.2	0.0	0.0	17.1
2035	594422.56	4782455.03	0.10	0	D	250	42.7	-25.8	0.0	-0.0	0.0	0.0	16.9
2035	594422.56	4782455.03	0.10	0	D	315	43.5	-25.8	0.0	4.7	0.0	0.0	12.9
2035	594422.56	4782455.03	0.10	0	D	400	44.2	-25.8	0.0	12.7	0.0	0.0	5.7
2035	594422.56	4782455.03	0.10	0	N	50	21.9	-25.8	0.0	-6.0	0.0	0.0	2.1
2035	594422.56	4782455.03	0.10	0	N	63	29.2	-25.8	0.0	-5.8	0.0	0.0	9.2
2035	594422.56	4782455.03	0.10	0	N	80	33.4	-25.8	0.0	-5.7	0.0	0.0	13.3
2035	594422.56	4782455.03	0.10	0	N	100	35.7	-25.8	0.0	-5.5	0.0	0.0	15.3
2035	594422.56	4782455.03	0.10	0	N	125	37.2	-25.8	0.0	-5.1	0.0	0.0	16.5
2035	594422.56	4782455.03	0.10	0	N	160	39.0	-25.8	0.0	-4.4	0.0	0.0	17.6
2035	594422.56	4782455.03	0.10	0	N	200	41.0	-25.8	0.0	-3.2	0.0	0.0	18.3
2035	594422.56	4782455.03	0.10	0	N	250	44.2	-25.8	0.0	-0.0	0.0	0.0	18.4
2035	594422.56	4782455.03	0.10	0	N	315	44.7	-25.8	0.0	4.7	0.0	0.0	14.2
2035	594422.56	4782455.03	0.10	0	N	400	45.1	-25.8	0.0	12.7	0.0	0.0	6.6
2035	594422.56	4782455.03	0.10	0	N	500	47.5	-25.8	0.0	21.6	0.0	0.0	0.1
2050	594323.27	4782486.19	0.10	0	D	63	28.4	-30.2	0.0	-5.8	0.0	0.0	4.0
2050	594323.27	4782486.19	0.10	0	D	80	32.7	-30.2	0.0	-5.7	0.0	0.0	8.2
2050	594323.27	4782486.19	0.10	0	D	100	34.9	-30.2	0.0	-5.5	0.0	0.0	10.2
2050	594323.27	4782486.19	0.10	0	D	125	36.3	-30.2	0.0	-5.2	0.0	0.0	11.3
2050	594323.27	4782486.19	0.10	0	D	160	37.9	-30.2	0.0	-4.6	0.0	0.0	12.2
2050	594323.27	4782486.19	0.10	0	D	200	39.7	-30.2	0.0	-3.5	0.0	0.0	13.0
2050	594323.27	4782486.19	0.10	0	D	250	42.7	-30.2	0.0	-1.0	0.0	0.0	13.5
2050	594323.27	4782486.19	0.10	0	D	315	43.5	-30.2	0.0	2.9	0.0	0.0	10.3
2050	594323.27	4782486.19	0.10	0	D	400	44.2	-30.2	0.0	9.8	0.0	0.0	4.2
2050	594323.27	4782486.19	0.10	0	N	63	29.2	-30.2	0.0	-5.8	0.0	0.0	4.8
2050	594323.27	4782486.19	0.10	0	N	80	33.4	-30.2	0.0	-5.7	0.0	0.0	8.9
2050	594323.27	4782486.19	0.10	0	N	100	35.7	-30.2	0.0	-5.5	0.0	0.0	11.0
2050	594323.27	4782486.19	0.10	0	N	125	37.2	-30.2	0.0	-5.2	0.0	0.0	12.2
2050	594323.27	4782486.19	0.10	0	N	160	39.0	-30.2	0.0	-4.6	0.0	0.0	13.4
2050	594323.27	4782486.19	0.10	0	N	200	41.0	-30.2	0.0	-3.5	0.0	0.0	14.3
2050	594323.27	4782486.19	0.10	0	N	250	44.2	-30.2	0.0	-1.0	0.0	0.0	15.0
2050	594323.27	4782486.19	0.10	0	N	315	44.7	-30.2	0.0	2.9	0.0	0.0	11.6
2050	594323.27	4782486.19	0.10	0	N	400	45.1	-30.2	0.0	9.8	0.0	0.0	5.1
2065	594573.38	4782412.41	0.10	0	D	63	28.4	-27.5	0.0	-5.8	0.0	0.0	6.7
2065	594573.38	4782412.41	0.10	0	D	80	32.7	-27.5	0.0	-5.6	0.0	0.0	10.8
2065	594573.38	4782412.41	0.10	0	D	100	34.9	-27.5	0.0	-5.4	0.0	0.0	12.8
2065	594573.38	4782412.41	0.10	0	D	125	36.3	-27.5	0.0	-5.0	0.0	0.0	13.8
2065	594573.38	4782412.41	0.10	0	D	160	37.9	-27.5	0.0	-4.2	0.0	0.0	14.6
2065	594573.38	4782412.41	0.10	0	D	200	39.7	-27.5	0.0	-2.8	0.0	0.0	15.0
2065	594573.38	4782412.41	0.10	0	D	250	42.7	-27.5	0.0	1.5	0.0	0.0	13.7
2065	594573.38	4782412.41	0.10	0	D	315	43.5	-27.5	0.0	7.4	0.0	0.0	8.6
2065	594573.38	4782412.41	0.10	0	D	400	44.2	-27.5	0.0	16.5	0.0	0.0	0.2
2065	594573.38	4782412.41	0.10	0	N	50	21.9	-27.5	0.0	-6.0	0.0	0.0	0.5
2065	594573.38	4782412.41	0.10	0	N	63	29.2	-27.5	0.0	-5.8	0.0	0.0	7.5
2065	594573.38	4782412.41	0.10	0	N	80	33.4	-27.5	0.0	-5.6	0.0	0.0	11.6
2065	594573.38	4782412.41	0.10	0	N	100	35.7	-27.5	0.0	-5.4	0.0	0.0	13.6
2065	594573.38	4782412.41	0.10	0	N	125	37.2	-27.5	0.0	-5.0	0.0	0.0	14.8
2065	594573.38	4782412.41	0.10	0	N	160	39.0	-27.5	0.0	-4.2	0.0	0.0	15.7
2065	594573.38	4782412.41	0.10	0	N	200	41.0	-27.5	0.0	-2.8	0.0	0.0	16.3
2065	594573.38	4782412.41	0.10	0	N	250	44.2	-27.5	0.0	1.5	0.0	0.0	15.2
2065	594573.38	4782412.41	0.10	0	N	315	44.7	-27.5	0.0	7.4	0.0	0.0	9.9
2065	594573.38	4782412.41	0.10	0	N	400	45.1	-27.5	0.0	16.5	0.0	0.0	1.1
2080	594394.44	4782468.57	0.10	0	D	50	20.9	-24.8	0.0	-6.0	0.0	0.0	2.1
2080	594394.44	4782468.57	0.10	0	D	63	28.4	-24.8	0.0	-5.8	0.0	0.0	9.4
2080	594394.44	4782468.57	0.10	0	D	80	32.7	-24.8	0.0	-5.7	0.0	0.0	13.6
2080	594394.44	4782468.57	0.10	0	D	100	34.9	-24.8	0.0	-5.5	0.0	0.0	15.6

Road, TNM, Name: "Rymal7 westbound", ID: "!03!Rymal7_WB"													
Nr.	X	Y	Z	Refl.	DEN	Freq.	Lw	Ad	Aair	Agr	Afol	RL	Lr
	(m)	(m)	(m)			(Hz)	dB(A)	(dB)	(dB)	(dB)	(dB)	(dB)	dB(A)
2080	594394.44	4782468.57	0.10	0	D	125	36.3	-24.8	0.0	-5.1	0.0	0.0	16.7
2080	594394.44	4782468.57	0.10	0	D	160	37.9	-24.8	0.0	-4.5	0.0	0.0	17.6
2080	594394.44	4782468.57	0.10	0	D	200	39.7	-24.8	0.0	-3.3	0.0	0.0	18.2
2080	594394.44	4782468.57	0.10	0	D	250	42.7	-24.8	0.0	-0.3	0.0	0.0	18.3
2080	594394.44	4782468.57	0.10	0	D	315	43.5	-24.8	0.0	4.2	0.0	0.0	14.5
2080	594394.44	4782468.57	0.10	0	D	400	44.2	-24.8	0.0	11.9	0.0	0.0	7.5
2080	594394.44	4782468.57	0.10	0	D	500	46.7	-24.8	0.0	20.8	0.0	0.0	1.1
2080	594394.44	4782468.57	0.10	0	N	50	21.9	-24.8	0.0	-6.0	0.0	0.0	3.2
2080	594394.44	4782468.57	0.10	0	N	63	29.2	-24.8	0.0	-5.8	0.0	0.0	10.2
2080	594394.44	4782468.57	0.10	0	N	80	33.4	-24.8	0.0	-5.7	0.0	0.0	14.3
2080	594394.44	4782468.57	0.10	0	N	100	35.7	-24.8	0.0	-5.5	0.0	0.0	16.4
2080	594394.44	4782468.57	0.10	0	N	125	37.2	-24.8	0.0	-5.1	0.0	0.0	17.6
2080	594394.44	4782468.57	0.10	0	N	160	39.0	-24.8	0.0	-4.5	0.0	0.0	18.7
2080	594394.44	4782468.57	0.10	0	N	200	41.0	-24.8	0.0	-3.3	0.0	0.0	19.5
2080	594394.44	4782468.57	0.10	0	N	250	44.2	-24.8	0.0	-0.3	0.0	0.0	19.7
2080	594394.44	4782468.57	0.10	0	N	315	44.7	-24.8	0.0	4.2	0.0	0.0	15.8
2080	594394.44	4782468.57	0.10	0	N	400	45.1	-24.8	0.0	11.9	0.0	0.0	8.4
2080	594394.44	4782468.57	0.10	0	N	500	47.5	-24.8	0.0	20.8	0.0	0.0	1.9
2335	594747.84	4782355.79	0.10	0	D	63	28.4	-29.7	0.0	-5.8	0.0	0.0	4.5
2335	594747.84	4782355.79	0.10	0	D	80	32.7	-29.7	0.0	-5.6	0.0	0.0	8.6
2335	594747.84	4782355.79	0.10	0	D	100	34.9	-29.7	0.0	-5.4	0.0	0.0	10.6
2335	594747.84	4782355.79	0.10	0	D	125	36.3	-29.7	0.0	-4.9	0.0	0.0	11.6
2335	594747.84	4782355.79	0.10	0	D	160	37.9	-29.7	0.0	-4.1	0.0	0.0	12.3
2335	594747.84	4782355.79	0.10	0	D	200	39.7	-29.7	0.0	-2.4	0.0	0.0	12.4
2335	594747.84	4782355.79	0.10	0	D	250	42.7	-29.7	0.0	3.4	0.0	0.0	9.7
2335	594747.84	4782355.79	0.10	0	D	315	43.5	-29.7	0.0	10.4	0.0	0.0	3.4
2335	594747.84	4782355.79	0.10	0	N	63	29.2	-29.7	0.0	-5.8	0.0	0.0	5.3
2335	594747.84	4782355.79	0.10	0	N	80	33.4	-29.7	0.0	-5.6	0.0	0.0	9.4
2335	594747.84	4782355.79	0.10	0	N	100	35.7	-29.7	0.0	-5.4	0.0	0.0	11.4
2335	594747.84	4782355.79	0.10	0	N	125	37.2	-29.7	0.0	-4.9	0.0	0.0	12.5
2335	594747.84	4782355.79	0.10	0	N	160	39.0	-29.7	0.0	-4.1	0.0	0.0	13.4
2335	594747.84	4782355.79	0.10	0	N	200	41.0	-29.7	0.0	-2.4	0.0	0.0	13.7
2335	594747.84	4782355.79	0.10	0	N	250	44.2	-29.7	0.0	3.4	0.0	0.0	11.2
2335	594747.84	4782355.79	0.10	0	N	315	44.7	-29.7	0.0	10.4	0.0	0.0	4.7
2350	594749.06	4782360.12	0.10	0	D	63	28.4	-29.7	0.0	-5.8	0.0	0.0	4.5
2350	594749.06	4782360.12	0.10	0	D	80	32.7	-29.7	0.0	-5.6	0.0	0.0	8.6
2350	594749.06	4782360.12	0.10	0	D	100	34.9	-29.7	0.0	-5.4	0.0	0.0	10.6
2350	594749.06	4782360.12	0.10	0	D	125	36.3	-29.7	0.0	-4.9	0.0	0.0	11.6
2350	594749.06	4782360.12	0.10	0	D	160	37.9	-29.7	0.0	-4.1	0.0	0.0	12.3
2350	594749.06	4782360.12	0.10	0	D	200	39.7	-29.7	0.0	-2.4	0.0	0.0	12.4
2350	594749.06	4782360.12	0.10	0	D	250	42.7	-29.7	0.0	3.4	0.0	0.0	9.7
2350	594749.06	4782360.12	0.10	0	D	315	43.5	-29.7	0.0	10.4	0.0	0.0	3.4
2350	594749.06	4782360.12	0.10	0	N	63	29.2	-29.7	0.0	-5.8	0.0	0.0	5.3
2350	594749.06	4782360.12	0.10	0	N	80	33.4	-29.7	0.0	-5.6	0.0	0.0	9.4
2350	594749.06	4782360.12	0.10	0	N	100	35.7	-29.7	0.0	-5.4	0.0	0.0	11.4
2350	594749.06	4782360.12	0.10	0	N	125	37.2	-29.7	0.0	-4.9	0.0	0.0	12.5
2350	594749.06	4782360.12	0.10	0	N	160	39.0	-29.7	0.0	-4.1	0.0	0.0	13.4
2350	594749.06	4782360.12	0.10	0	N	200	41.0	-29.7	0.0	-2.4	0.0	0.0	13.7
2350	594749.06	4782360.12	0.10	0	N	250	44.2	-29.7	0.0	3.4	0.0	0.0	11.2
2350	594749.06	4782360.12	0.10	0	N	315	44.7	-29.7	0.0	10.4	0.0	0.0	4.7

Road, TNM, Name: "Rymal7 eastbound", ID: "!03!Rymal7_EB"													
Nr.	X	Y	Z	Refl.	DEN	Freq.	Lw	Ad	Aair	Agr	Afol	RL	Lr
	(m)	(m)	(m)			(Hz)	dB(A)	(dB)	(dB)	(dB)	(dB)	(dB)	dB(A)
2095	594388.18	4782459.05	0.10	0	D	50	20.5	-24.9	0.0	-6.0	0.0	0.0	1.6
2095	594388.18	4782459.05	0.10	0	D	63	28.0	-24.9	0.0	-5.8	0.0	0.0	9.0
2095	594388.18	4782459.05	0.10	0	D	80	32.3	-24.9	0.0	-5.7	0.0	0.0	13.1
2095	594388.18	4782459.05	0.10	0	D	100	34.5	-24.9	0.0	-5.5	0.0	0.0	15.1
2095	594388.18	4782459.05	0.10	0	D	125	35.9	-24.9	0.0	-5.1	0.0	0.0	16.2
2095	594388.18	4782459.05	0.10	0	D	160	37.5	-24.9	0.0	-4.5	0.0	0.0	17.1
2095	594388.18	4782459.05	0.10	0	D	200	39.4	-24.9	0.0	-3.3	0.0	0.0	17.8
2095	594388.18	4782459.05	0.10	0	D	250	42.4	-24.9	0.0	-0.3	0.0	0.0	17.8
2095	594388.18	4782459.05	0.10	0	D	315	43.1	-24.9	0.0	4.1	0.0	0.0	14.1

Road, TNM, Name: "Rymal7 eastbound", ID: "!03!Rymal7_EB"													
Nr.	X	Y	Z	Refl.	DEN	Freq.	Lw	Ad	Aair	Agr	Afol	RL	Lr
	(m)	(m)	(m)			(Hz)	dB(A)	(dB)	(dB)	(dB)	(dB)	(dB)	dB(A)
2095	594388.18	4782459.05	0.10	0	D	400	43.9	-24.9	0.0	11.8	0.0	0.0	7.2
2095	594388.18	4782459.05	0.10	0	D	500	46.3	-24.9	0.0	20.8	0.0	0.0	0.7
2095	594388.18	4782459.05	0.10	0	N	50	21.6	-24.9	0.0	-6.0	0.0	0.0	2.7
2095	594388.18	4782459.05	0.10	0	N	63	28.8	-24.9	0.0	-5.8	0.0	0.0	9.8
2095	594388.18	4782459.05	0.10	0	N	80	33.1	-24.9	0.0	-5.7	0.0	0.0	13.9
2095	594388.18	4782459.05	0.10	0	N	100	35.3	-24.9	0.0	-5.5	0.0	0.0	15.9
2095	594388.18	4782459.05	0.10	0	N	125	36.9	-24.9	0.0	-5.1	0.0	0.0	17.1
2095	594388.18	4782459.05	0.10	0	N	160	38.6	-24.9	0.0	-4.5	0.0	0.0	18.2
2095	594388.18	4782459.05	0.10	0	N	200	40.6	-24.9	0.0	-3.3	0.0	0.0	19.0
2095	594388.18	4782459.05	0.10	0	N	250	43.9	-24.9	0.0	-0.3	0.0	0.0	19.3
2095	594388.18	4782459.05	0.10	0	N	315	44.4	-24.9	0.0	4.1	0.0	0.0	15.3
2095	594388.18	4782459.05	0.10	0	N	400	44.8	-24.9	0.0	11.8	0.0	0.0	8.1
2095	594388.18	4782459.05	0.10	0	N	500	47.1	-24.9	0.0	20.8	0.0	0.0	1.5
2110	594567.33	4782402.79	0.10	0	D	63	28.0	-27.3	0.0	-5.8	0.0	0.0	6.5
2110	594567.33	4782402.79	0.10	0	D	80	32.3	-27.3	0.0	-5.6	0.0	0.0	10.6
2110	594567.33	4782402.79	0.10	0	D	100	34.5	-27.3	0.0	-5.4	0.0	0.0	12.6
2110	594567.33	4782402.79	0.10	0	D	125	35.9	-27.3	0.0	-5.0	0.0	0.0	13.6
2110	594567.33	4782402.79	0.10	0	D	160	37.5	-27.3	0.0	-4.2	0.0	0.0	14.4
2110	594567.33	4782402.79	0.10	0	D	200	39.4	-27.3	0.0	-2.8	0.0	0.0	14.8
2110	594567.33	4782402.79	0.10	0	D	250	42.4	-27.3	0.0	1.5	0.0	0.0	13.5
2110	594567.33	4782402.79	0.10	0	D	315	43.1	-27.3	0.0	7.3	0.0	0.0	8.4
2110	594567.33	4782402.79	0.10	0	D	400	43.9	-27.3	0.0	16.5	0.0	0.0	0.1
2110	594567.33	4782402.79	0.10	0	N	50	21.6	-27.3	0.0	-6.0	0.0	0.0	0.3
2110	594567.33	4782402.79	0.10	0	N	63	28.8	-27.3	0.0	-5.8	0.0	0.0	7.3
2110	594567.33	4782402.79	0.10	0	N	80	33.1	-27.3	0.0	-5.6	0.0	0.0	11.4
2110	594567.33	4782402.79	0.10	0	N	100	35.3	-27.3	0.0	-5.4	0.0	0.0	13.4
2110	594567.33	4782402.79	0.10	0	N	125	36.9	-27.3	0.0	-5.0	0.0	0.0	14.6
2110	594567.33	4782402.79	0.10	0	N	160	38.6	-27.3	0.0	-4.2	0.0	0.0	15.5
2110	594567.33	4782402.79	0.10	0	N	200	40.6	-27.3	0.0	-2.8	0.0	0.0	16.1
2110	594567.33	4782402.79	0.10	0	N	250	43.9	-27.3	0.0	1.5	0.0	0.0	15.0
2110	594567.33	4782402.79	0.10	0	N	315	44.4	-27.3	0.0	7.3	0.0	0.0	9.7
2110	594567.33	4782402.79	0.10	0	N	400	44.8	-27.3	0.0	16.5	0.0	0.0	1.0
2125	594433.61	4782440.06	0.10	0	D	50	20.5	-23.7	0.0	-6.0	0.0	0.0	2.9
2125	594433.61	4782440.06	0.10	0	D	63	28.0	-23.7	0.0	-5.8	0.0	0.0	10.2
2125	594433.61	4782440.06	0.10	0	D	80	32.3	-23.7	0.0	-5.7	0.0	0.0	14.3
2125	594433.61	4782440.06	0.10	0	D	100	34.5	-23.7	0.0	-5.5	0.0	0.0	16.3
2125	594433.61	4782440.06	0.10	0	D	125	35.9	-23.7	0.0	-5.1	0.0	0.0	17.4
2125	594433.61	4782440.06	0.10	0	D	160	37.5	-23.7	0.0	-4.4	0.0	0.0	18.3
2125	594433.61	4782440.06	0.10	0	D	200	39.4	-23.7	0.0	-3.1	0.0	0.0	18.8
2125	594433.61	4782440.06	0.10	0	D	250	42.4	-23.7	0.0	0.1	0.0	0.0	18.6
2125	594433.61	4782440.06	0.10	0	D	315	43.1	-23.7	0.0	5.0	0.0	0.0	14.4
2125	594433.61	4782440.06	0.10	0	D	400	43.9	-23.7	0.0	13.1	0.0	0.0	7.1
2125	594433.61	4782440.06	0.10	0	D	500	46.3	-23.7	0.0	22.0	0.0	0.0	0.7
2125	594433.61	4782440.06	0.10	0	N	50	21.6	-23.7	0.0	-6.0	0.0	0.0	3.9
2125	594433.61	4782440.06	0.10	0	N	63	28.8	-23.7	0.0	-5.8	0.0	0.0	11.0
2125	594433.61	4782440.06	0.10	0	N	80	33.1	-23.7	0.0	-5.7	0.0	0.0	15.1
2125	594433.61	4782440.06	0.10	0	N	100	35.3	-23.7	0.0	-5.5	0.0	0.0	17.1
2125	594433.61	4782440.06	0.10	0	N	125	36.9	-23.7	0.0	-5.1	0.0	0.0	18.3
2125	594433.61	4782440.06	0.10	0	N	160	38.6	-23.7	0.0	-4.4	0.0	0.0	19.4
2125	594433.61	4782440.06	0.10	0	N	200	40.6	-23.7	0.0	-3.1	0.0	0.0	20.1
2125	594433.61	4782440.06	0.10	0	N	250	43.9	-23.7	0.0	0.1	0.0	0.0	20.1
2125	594433.61	4782440.06	0.10	0	N	315	44.4	-23.7	0.0	5.0	0.0	0.0	15.7
2125	594433.61	4782440.06	0.10	0	N	400	44.8	-23.7	0.0	13.1	0.0	0.0	8.0
2125	594433.61	4782440.06	0.10	0	N	500	47.1	-23.7	0.0	22.0	0.0	0.0	1.5
2140	594612.76	4782383.81	0.10	0	D	63	28.0	-31.0	0.0	-5.8	0.0	0.0	2.8
2140	594612.76	4782383.81	0.10	0	D	80	32.3	-31.0	0.0	-5.6	0.0	0.0	6.9
2140	594612.76	4782383.81	0.10	0	D	100	34.5	-31.0	0.0	-5.4	0.0	0.0	8.9
2140	594612.76	4782383.81	0.10	0	D	125	35.9	-31.0	0.0	-5.0	0.0	0.0	9.9
2140	594612.76	4782383.81	0.10	0	D	160	37.5	-31.0	0.0	-4.2	0.0	0.0	10.7
2140	594612.76	4782383.81	0.10	0	D	200	39.4	-31.0	0.0	-2.7	0.0	0.0	11.0
2140	594612.76	4782383.81	0.10	0	D	250	42.4	-31.0	0.0	2.0	0.0	0.0	9.3
2140	594612.76	4782383.81	0.10	0	D	315	43.1	-31.0	0.0	8.1	0.0	0.0	3.9
2140	594612.76	4782383.81	0.10	0	N	63	28.8	-31.0	0.0	-5.8	0.0	0.0	3.6

Road, TNM, Name: "Rymal7 eastbound", ID: "!03!Rymal7_EB"													
Nr.	X	Y	Z	Refl.	DEN	Freq.	Lw	Ad	Aair	Agr	Afol	RL	Lr
	(m)	(m)	(m)			(Hz)	dB(A)	(dB)	(dB)	(dB)	(dB)	(dB)	dB(A)
2140	594612.76	4782383.81	0.10	0	N	80	33.1	-31.0	0.0	-5.6	0.0	0.0	7.7
2140	594612.76	4782383.81	0.10	0	N	100	35.3	-31.0	0.0	-5.4	0.0	0.0	9.7
2140	594612.76	4782383.81	0.10	0	N	125	36.9	-31.0	0.0	-5.0	0.0	0.0	10.8
2140	594612.76	4782383.81	0.10	0	N	160	38.6	-31.0	0.0	-4.2	0.0	0.0	11.8
2140	594612.76	4782383.81	0.10	0	N	200	40.6	-31.0	0.0	-2.7	0.0	0.0	12.3
2140	594612.76	4782383.81	0.10	0	N	250	43.9	-31.0	0.0	2.0	0.0	0.0	10.8
2140	594612.76	4782383.81	0.10	0	N	315	44.4	-31.0	0.0	8.1	0.0	0.0	5.2
2488	594745.98	4782349.53	0.10	0	D	63	28.0	-29.7	0.0	-5.8	0.0	0.0	4.1
2488	594745.98	4782349.53	0.10	0	D	80	32.3	-29.7	0.0	-5.6	0.0	0.0	8.3
2488	594745.98	4782349.53	0.10	0	D	100	34.5	-29.7	0.0	-5.4	0.0	0.0	10.2
2488	594745.98	4782349.53	0.10	0	D	125	35.9	-29.7	0.0	-4.9	0.0	0.0	11.2
2488	594745.98	4782349.53	0.10	0	D	160	37.5	-29.7	0.0	-4.1	0.0	0.0	11.9
2488	594745.98	4782349.53	0.10	0	D	200	39.4	-29.7	0.0	-2.4	0.0	0.0	12.1
2488	594745.98	4782349.53	0.10	0	D	250	42.4	-29.7	0.0	3.4	0.0	0.0	9.3
2488	594745.98	4782349.53	0.10	0	D	315	43.1	-29.7	0.0	10.4	0.0	0.0	3.0
2488	594745.98	4782349.53	0.10	0	N	63	28.8	-29.7	0.0	-5.8	0.0	0.0	4.9
2488	594745.98	4782349.53	0.10	0	N	80	33.1	-29.7	0.0	-5.6	0.0	0.0	9.0
2488	594745.98	4782349.53	0.10	0	N	100	35.3	-29.7	0.0	-5.4	0.0	0.0	11.0
2488	594745.98	4782349.53	0.10	0	N	125	36.9	-29.7	0.0	-4.9	0.0	0.0	12.1
2488	594745.98	4782349.53	0.10	0	N	160	38.6	-29.7	0.0	-4.1	0.0	0.0	13.0
2488	594745.98	4782349.53	0.10	0	N	200	40.6	-29.7	0.0	-2.4	0.0	0.0	13.3
2488	594745.98	4782349.53	0.10	0	N	250	43.9	-29.7	0.0	3.4	0.0	0.0	10.8
2488	594745.98	4782349.53	0.10	0	N	315	44.4	-29.7	0.0	10.4	0.0	0.0	4.3
2504	594744.76	4782345.20	0.10	0	D	63	28.0	-29.7	0.0	-5.8	0.0	0.0	4.1
2504	594744.76	4782345.20	0.10	0	D	80	32.3	-29.7	0.0	-5.6	0.0	0.0	8.3
2504	594744.76	4782345.20	0.10	0	D	100	34.5	-29.7	0.0	-5.4	0.0	0.0	10.2
2504	594744.76	4782345.20	0.10	0	D	125	35.9	-29.7	0.0	-4.9	0.0	0.0	11.2
2504	594744.76	4782345.20	0.10	0	D	160	37.5	-29.7	0.0	-4.1	0.0	0.0	11.9
2504	594744.76	4782345.20	0.10	0	D	200	39.4	-29.7	0.0	-2.4	0.0	0.0	12.1
2504	594744.76	4782345.20	0.10	0	D	250	42.4	-29.7	0.0	3.4	0.0	0.0	9.3
2504	594744.76	4782345.20	0.10	0	D	315	43.1	-29.7	0.0	10.4	0.0	0.0	3.0
2504	594744.76	4782345.20	0.10	0	N	63	28.8	-29.7	0.0	-5.8	0.0	0.0	4.9
2504	594744.76	4782345.20	0.10	0	N	80	33.1	-29.7	0.0	-5.6	0.0	0.0	9.0
2504	594744.76	4782345.20	0.10	0	N	100	35.3	-29.7	0.0	-5.4	0.0	0.0	11.0
2504	594744.76	4782345.20	0.10	0	N	125	36.9	-29.7	0.0	-4.9	0.0	0.0	12.1
2504	594744.76	4782345.20	0.10	0	N	160	38.6	-29.7	0.0	-4.1	0.0	0.0	13.0
2504	594744.76	4782345.20	0.10	0	N	200	40.6	-29.7	0.0	-2.4	0.0	0.0	13.3
2504	594744.76	4782345.20	0.10	0	N	250	43.9	-29.7	0.0	3.4	0.0	0.0	10.8
2504	594744.76	4782345.20	0.10	0	N	315	44.4	-29.7	0.0	10.4	0.0	0.0	4.3

Road, TNM, Name: "Nebo south", ID: "!03!01!nebo_s"													
Nr.	X	Y	Z	Refl.	DEN	Freq.	Lw	Ad	Aair	Agr	Afol	RL	Lr
	(m)	(m)	(m)			(Hz)	dB(A)	(dB)	(dB)	(dB)	(dB)	(dB)	dB(A)
2155	594296.96	4782465.20	0.10	0	D	63	26.8	-31.2	0.0	-5.8	0.0	0.0	1.4
2155	594296.96	4782465.20	0.10	0	D	80	30.6	-31.2	0.0	-5.7	0.0	0.0	5.0
2155	594296.96	4782465.20	0.10	0	D	100	32.9	-31.2	0.0	-5.5	0.0	0.0	7.2
2155	594296.96	4782465.20	0.10	0	D	125	34.6	-31.2	0.0	-5.2	0.0	0.0	8.6
2155	594296.96	4782465.20	0.10	0	D	160	36.6	-31.2	0.0	-4.6	0.0	0.0	9.9
2155	594296.96	4782465.20	0.10	0	D	200	38.6	-31.2	0.0	-3.6	0.0	0.0	10.9
2155	594296.96	4782465.20	0.10	0	D	250	41.8	-31.2	0.0	-1.2	0.0	0.0	11.7
2155	594296.96	4782465.20	0.10	0	D	315	41.4	-31.2	0.0	2.6	0.0	0.0	7.6
2155	594296.96	4782465.20	0.10	0	D	400	40.7	-31.2	0.0	9.4	0.0	0.0	0.1
2155	594296.96	4782465.20	0.10	0	N	63	26.8	-31.2	0.0	-5.8	0.0	0.0	1.3
2155	594296.96	4782465.20	0.10	0	N	80	30.5	-31.2	0.0	-5.7	0.0	0.0	5.0
2155	594296.96	4782465.20	0.10	0	N	100	32.8	-31.2	0.0	-5.5	0.0	0.0	7.1
2155	594296.96	4782465.20	0.10	0	N	125	34.5	-31.2	0.0	-5.2	0.0	0.0	8.5
2155	594296.96	4782465.20	0.10	0	N	160	36.5	-31.2	0.0	-4.6	0.0	0.0	9.9
2155	594296.96	4782465.20	0.10	0	N	200	38.5	-31.2	0.0	-3.6	0.0	0.0	10.9
2155	594296.96	4782465.20	0.10	0	N	250	41.7	-31.2	0.0	-1.2	0.0	0.0	11.7
2155	594296.96	4782465.20	0.10	0	N	315	41.4	-31.2	0.0	2.6	0.0	0.0	7.5
2155	594296.96	4782465.20	0.10	0	N	400	40.6	-31.2	0.0	9.4	0.0	0.0	0.0
2170	594291.98	4782448.59	0.10	0	D	125	34.6	-39.8	0.0	-5.2	0.0	0.0	0.1
2170	594291.98	4782448.59	0.10	0	D	160	36.6	-39.8	0.0	-4.6	0.0	0.0	1.4

Road, TNM, Name: "Nebo south", ID: "!03!01!nebo_s"													
Nr.	X	Y	Z	Refl.	DEN	Freq.	Lw	Ad	Aair	Agr	Afol	RL	Lr
	(m)	(m)	(m)			(Hz)	dB(A)	(dB)	(dB)	(dB)	(dB)	(dB)	dB(A)
2170	594291.98	4782448.59	0.10	0	D	200	38.6	-39.8	0.0	-3.6	0.0	0.0	2.4
2170	594291.98	4782448.59	0.10	0	D	250	41.8	-39.8	0.0	-1.2	0.0	0.0	3.2
2170	594291.98	4782448.59	0.10	0	N	125	34.5	-39.8	0.0	-5.2	0.0	0.0	0.0
2170	594291.98	4782448.59	0.10	0	N	160	36.5	-39.8	0.0	-4.6	0.0	0.0	1.4
2170	594291.98	4782448.59	0.10	0	N	200	38.5	-39.8	0.0	-3.6	0.0	0.0	2.4
2170	594291.98	4782448.59	0.10	0	N	250	41.7	-39.8	0.0	-1.2	0.0	0.0	3.1
2186	594287.94	4782435.12	0.10	0	D	63	26.8	-32.4	0.0	-5.8	0.0	0.0	0.3
2186	594287.94	4782435.12	0.10	0	D	80	30.6	-32.4	0.0	-5.7	0.0	0.0	3.9
2186	594287.94	4782435.12	0.10	0	D	100	32.9	-32.4	0.0	-5.5	0.0	0.0	6.0
2186	594287.94	4782435.12	0.10	0	D	125	34.6	-32.4	0.0	-5.2	0.0	0.0	7.4
2186	594287.94	4782435.12	0.10	0	D	160	36.6	-32.4	0.0	-4.6	0.0	0.0	8.8
2186	594287.94	4782435.12	0.10	0	D	200	38.6	-32.4	0.0	-3.6	0.0	0.0	9.8
2186	594287.94	4782435.12	0.10	0	D	250	41.8	-32.4	0.0	-1.1	0.0	0.0	10.5
2186	594287.94	4782435.12	0.10	0	D	315	41.4	-32.4	0.0	2.7	0.0	0.0	6.3
2186	594287.94	4782435.12	0.10	0	N	63	26.8	-32.4	0.0	-5.8	0.0	0.0	0.2
2186	594287.94	4782435.12	0.10	0	N	80	30.5	-32.4	0.0	-5.7	0.0	0.0	3.8
2186	594287.94	4782435.12	0.10	0	N	100	32.8	-32.4	0.0	-5.5	0.0	0.0	6.0
2186	594287.94	4782435.12	0.10	0	N	125	34.5	-32.4	0.0	-5.2	0.0	0.0	7.4
2186	594287.94	4782435.12	0.10	0	N	160	36.5	-32.4	0.0	-4.6	0.0	0.0	8.7
2186	594287.94	4782435.12	0.10	0	N	200	38.5	-32.4	0.0	-3.6	0.0	0.0	9.7
2186	594287.94	4782435.12	0.10	0	N	250	41.7	-32.4	0.0	-1.1	0.0	0.0	10.5
2186	594287.94	4782435.12	0.10	0	N	315	41.4	-32.4	0.0	2.7	0.0	0.0	6.2
2201	594278.51	4782403.63	0.10	0	D	63	26.8	-30.1	0.0	-5.8	0.0	0.0	2.6
2201	594278.51	4782403.63	0.10	0	D	80	30.6	-30.1	0.0	-5.7	0.0	0.0	6.2
2201	594278.51	4782403.63	0.10	0	D	100	32.9	-30.1	0.0	-5.5	0.0	0.0	8.3
2201	594278.51	4782403.63	0.10	0	D	125	34.6	-30.1	0.0	-5.2	0.0	0.0	9.7
2201	594278.51	4782403.63	0.10	0	D	160	36.6	-30.1	0.0	-4.6	0.0	0.0	11.1
2201	594278.51	4782403.63	0.10	0	D	200	38.6	-30.1	0.0	-3.5	0.0	0.0	12.1
2201	594278.51	4782403.63	0.10	0	D	250	41.8	-30.1	0.0	-1.1	0.0	0.0	12.8
2201	594278.51	4782403.63	0.10	0	D	315	41.4	-30.1	0.0	2.8	0.0	0.0	8.5
2201	594278.51	4782403.63	0.10	0	D	400	40.7	-30.1	0.0	9.7	0.0	0.0	0.9
2201	594278.51	4782403.63	0.10	0	N	63	26.8	-30.1	0.0	-5.8	0.0	0.0	2.5
2201	594278.51	4782403.63	0.10	0	N	80	30.5	-30.1	0.0	-5.7	0.0	0.0	6.1
2201	594278.51	4782403.63	0.10	0	N	100	32.8	-30.1	0.0	-5.5	0.0	0.0	8.3
2201	594278.51	4782403.63	0.10	0	N	125	34.5	-30.1	0.0	-5.2	0.0	0.0	9.7
2201	594278.51	4782403.63	0.10	0	N	160	36.5	-30.1	0.0	-4.6	0.0	0.0	11.0
2201	594278.51	4782403.63	0.10	0	N	200	38.5	-30.1	0.0	-3.5	0.0	0.0	12.0
2201	594278.51	4782403.63	0.10	0	N	250	41.7	-30.1	0.0	-1.1	0.0	0.0	12.7
2201	594278.51	4782403.63	0.10	0	N	315	41.4	-30.1	0.0	2.8	0.0	0.0	8.4
2201	594278.51	4782403.63	0.10	0	N	400	40.6	-30.1	0.0	9.7	0.0	0.0	0.8
2216	594269.54	4782373.72	0.10	0	D	80	30.6	-33.4	0.0	-5.7	0.0	0.0	2.9
2216	594269.54	4782373.72	0.10	0	D	100	32.9	-33.4	0.0	-5.5	0.0	0.0	5.0
2216	594269.54	4782373.72	0.10	0	D	125	34.6	-33.4	0.0	-5.2	0.0	0.0	6.4
2216	594269.54	4782373.72	0.10	0	D	160	36.6	-33.4	0.0	-4.6	0.0	0.0	7.8
2216	594269.54	4782373.72	0.10	0	D	200	38.6	-33.4	0.0	-3.5	0.0	0.0	8.7
2216	594269.54	4782373.72	0.10	0	D	250	41.8	-33.4	0.0	-1.0	0.0	0.0	9.4
2216	594269.54	4782373.72	0.10	0	D	315	41.4	-33.4	0.0	3.0	0.0	0.0	5.1
2216	594269.54	4782373.72	0.10	0	N	80	30.5	-33.4	0.0	-5.7	0.0	0.0	2.8
2216	594269.54	4782373.72	0.10	0	N	100	32.8	-33.4	0.0	-5.5	0.0	0.0	5.0
2216	594269.54	4782373.72	0.10	0	N	125	34.5	-33.4	0.0	-5.2	0.0	0.0	6.4
2216	594269.54	4782373.72	0.10	0	N	160	36.5	-33.4	0.0	-4.6	0.0	0.0	7.7
2216	594269.54	4782373.72	0.10	0	N	200	38.5	-33.4	0.0	-3.5	0.0	0.0	8.7
2216	594269.54	4782373.72	0.10	0	N	250	41.7	-33.4	0.0	-1.0	0.0	0.0	9.3
2216	594269.54	4782373.72	0.10	0	N	315	41.4	-33.4	0.0	3.0	0.0	0.0	5.0
2231	594262.64	4782350.69	0.10	0	D	63	26.8	-32.2	0.0	-5.8	0.0	0.0	0.4
2231	594262.64	4782350.69	0.10	0	D	80	30.6	-32.2	0.0	-5.7	0.0	0.0	4.1
2231	594262.64	4782350.69	0.10	0	D	100	32.9	-32.2	0.0	-5.5	0.0	0.0	6.2
2231	594262.64	4782350.69	0.10	0	D	125	34.6	-32.2	0.0	-5.2	0.0	0.0	7.6
2231	594262.64	4782350.69	0.10	0	D	160	36.6	-32.2	0.0	-4.6	0.0	0.0	8.9
2231	594262.64	4782350.69	0.10	0	D	200	38.6	-32.2	0.0	-3.5	0.0	0.0	9.8
2231	594262.64	4782350.69	0.10	0	D	250	41.8	-32.2	0.0	-0.9	0.0	0.0	10.4
2231	594262.64	4782350.69	0.10	0	D	315	41.4	-32.2	0.0	3.2	0.0	0.0	6.1
2231	594262.64	4782350.69	0.10	0	N	63	26.8	-32.2	0.0	-5.8	0.0	0.0	0.4

Road, TNM, Name: "Nebo south", ID: "!03!01!nebo_s"													
Nr.	X	Y	Z	Refl.	DEN	Freq.	Lw	Ad	Aair	Agr	Afol	RL	Lr
	(m)	(m)	(m)			(Hz)	dB(A)	(dB)	(dB)	(dB)	(dB)	(dB)	dB(A)
2231	594262.64	4782350.69	0.10	0	N	80	30.5	-32.2	0.0	-5.7	0.0	0.0	4.0
2231	594262.64	4782350.69	0.10	0	N	100	32.8	-32.2	0.0	-5.5	0.0	0.0	6.1
2231	594262.64	4782350.69	0.10	0	N	125	34.5	-32.2	0.0	-5.2	0.0	0.0	7.5
2231	594262.64	4782350.69	0.10	0	N	160	36.5	-32.2	0.0	-4.6	0.0	0.0	8.8
2231	594262.64	4782350.69	0.10	0	N	200	38.5	-32.2	0.0	-3.5	0.0	0.0	9.8
2231	594262.64	4782350.69	0.10	0	N	250	41.7	-32.2	0.0	-0.9	0.0	0.0	10.4
2231	594262.64	4782350.69	0.10	0	N	315	41.4	-32.2	0.0	3.2	0.0	0.0	6.0
2246	594294.15	4782466.29	0.10	0	D	63	26.8	-31.3	0.0	-5.8	0.0	0.0	1.4
2246	594294.15	4782466.29	0.10	0	D	80	30.6	-31.3	0.0	-5.7	0.0	0.0	5.0
2246	594294.15	4782466.29	0.10	0	D	100	32.9	-31.3	0.0	-5.5	0.0	0.0	7.2
2246	594294.15	4782466.29	0.10	0	D	125	34.6	-31.3	0.0	-5.2	0.0	0.0	8.6
2246	594294.15	4782466.29	0.10	0	D	160	36.6	-31.3	0.0	-4.6	0.0	0.0	9.9
2246	594294.15	4782466.29	0.10	0	D	200	38.6	-31.3	0.0	-3.6	0.0	0.0	10.9
2246	594294.15	4782466.29	0.10	0	D	250	41.8	-31.3	0.0	-1.2	0.0	0.0	11.7
2246	594294.15	4782466.29	0.10	0	D	315	41.4	-31.3	0.0	2.6	0.0	0.0	7.6
2246	594294.15	4782466.29	0.10	0	D	400	40.7	-31.3	0.0	9.3	0.0	0.0	0.1
2246	594294.15	4782466.29	0.10	0	N	63	26.8	-31.3	0.0	-5.8	0.0	0.0	1.3
2246	594294.15	4782466.29	0.10	0	N	80	30.5	-31.3	0.0	-5.7	0.0	0.0	5.0
2246	594294.15	4782466.29	0.10	0	N	100	32.8	-31.3	0.0	-5.5	0.0	0.0	7.1
2246	594294.15	4782466.29	0.10	0	N	125	34.5	-31.3	0.0	-5.2	0.0	0.0	8.5
2246	594294.15	4782466.29	0.10	0	N	160	36.5	-31.3	0.0	-4.6	0.0	0.0	9.9
2246	594294.15	4782466.29	0.10	0	N	200	38.5	-31.3	0.0	-3.6	0.0	0.0	10.9
2246	594294.15	4782466.29	0.10	0	N	250	41.7	-31.3	0.0	-1.2	0.0	0.0	11.7
2246	594294.15	4782466.29	0.10	0	N	315	41.4	-31.3	0.0	2.6	0.0	0.0	7.5
2246	594294.15	4782466.29	0.10	0	N	400	40.6	-31.3	0.0	9.3	0.0	0.0	0.1
2261	594289.25	4782449.93	0.10	0	D	125	34.6	-39.7	0.0	-5.2	0.0	0.0	0.1
2261	594289.25	4782449.93	0.10	0	D	160	36.6	-39.7	0.0	-4.6	0.0	0.0	1.5
2261	594289.25	4782449.93	0.10	0	D	200	38.6	-39.7	0.0	-3.6	0.0	0.0	2.5
2261	594289.25	4782449.93	0.10	0	D	250	41.8	-39.7	0.0	-1.2	0.0	0.0	3.2
2261	594289.25	4782449.93	0.10	0	N	125	34.5	-39.7	0.0	-5.2	0.0	0.0	0.0
2261	594289.25	4782449.93	0.10	0	N	160	36.5	-39.7	0.0	-4.6	0.0	0.0	1.4
2261	594289.25	4782449.93	0.10	0	N	200	38.5	-39.7	0.0	-3.6	0.0	0.0	2.4
2261	594289.25	4782449.93	0.10	0	N	250	41.7	-39.7	0.0	-1.2	0.0	0.0	3.2
2276	594285.24	4782436.55	0.10	0	D	63	26.8	-32.4	0.0	-5.8	0.0	0.0	0.3
2276	594285.24	4782436.55	0.10	0	D	80	30.6	-32.4	0.0	-5.7	0.0	0.0	3.9
2276	594285.24	4782436.55	0.10	0	D	100	32.9	-32.4	0.0	-5.5	0.0	0.0	6.1
2276	594285.24	4782436.55	0.10	0	D	125	34.6	-32.4	0.0	-5.2	0.0	0.0	7.5
2276	594285.24	4782436.55	0.10	0	D	160	36.6	-32.4	0.0	-4.6	0.0	0.0	8.8
2276	594285.24	4782436.55	0.10	0	D	200	38.6	-32.4	0.0	-3.6	0.0	0.0	9.8
2276	594285.24	4782436.55	0.10	0	D	250	41.8	-32.4	0.0	-1.2	0.0	0.0	10.6
2276	594285.24	4782436.55	0.10	0	D	315	41.4	-32.4	0.0	2.7	0.0	0.0	6.4
2276	594285.24	4782436.55	0.10	0	N	63	26.8	-32.4	0.0	-5.8	0.0	0.0	0.2
2276	594285.24	4782436.55	0.10	0	N	80	30.5	-32.4	0.0	-5.7	0.0	0.0	3.9
2276	594285.24	4782436.55	0.10	0	N	100	32.8	-32.4	0.0	-5.5	0.0	0.0	6.0
2276	594285.24	4782436.55	0.10	0	N	125	34.5	-32.4	0.0	-5.2	0.0	0.0	7.4
2276	594285.24	4782436.55	0.10	0	N	160	36.5	-32.4	0.0	-4.6	0.0	0.0	8.7
2276	594285.24	4782436.55	0.10	0	N	200	38.5	-32.4	0.0	-3.6	0.0	0.0	9.7
2276	594285.24	4782436.55	0.10	0	N	250	41.7	-32.4	0.0	-1.2	0.0	0.0	10.5
2276	594285.24	4782436.55	0.10	0	N	315	41.4	-32.4	0.0	2.7	0.0	0.0	6.3
2290	594275.87	4782405.27	0.10	0	D	63	26.8	-30.1	0.0	-5.8	0.0	0.0	2.6
2290	594275.87	4782405.27	0.10	0	D	80	30.6	-30.1	0.0	-5.7	0.0	0.0	6.2
2290	594275.87	4782405.27	0.10	0	D	100	32.9	-30.1	0.0	-5.5	0.0	0.0	8.4
2290	594275.87	4782405.27	0.10	0	D	125	34.6	-30.1	0.0	-5.2	0.0	0.0	9.8
2290	594275.87	4782405.27	0.10	0	D	160	36.6	-30.1	0.0	-4.6	0.0	0.0	11.1
2290	594275.87	4782405.27	0.10	0	D	200	38.6	-30.1	0.0	-3.5	0.0	0.0	12.1
2290	594275.87	4782405.27	0.10	0	D	250	41.8	-30.1	0.0	-1.1	0.0	0.0	12.8
2290	594275.87	4782405.27	0.10	0	D	315	41.4	-30.1	0.0	2.8	0.0	0.0	8.6
2290	594275.87	4782405.27	0.10	0	D	400	40.7	-30.1	0.0	9.6	0.0	0.0	1.0
2290	594275.87	4782405.27	0.10	0	N	63	26.8	-30.1	0.0	-5.8	0.0	0.0	2.5
2290	594275.87	4782405.27	0.10	0	N	80	30.5	-30.1	0.0	-5.7	0.0	0.0	6.2
2290	594275.87	4782405.27	0.10	0	N	100	32.8	-30.1	0.0	-5.5	0.0	0.0	8.3
2290	594275.87	4782405.27	0.10	0	N	125	34.5	-30.1	0.0	-5.2	0.0	0.0	9.7
2290	594275.87	4782405.27	0.10	0	N	160	36.5	-30.1	0.0	-4.6	0.0	0.0	11.0

Road, TNM, Name: "Nebo south", ID: "!03!01!nebo_s"													
Nr.	X	Y	Z	Refl.	DEN	Freq.	Lw	Ad	Aair	Agr	Afol	RL	Lr
	(m)	(m)	(m)			(Hz)	dB(A)	(dB)	(dB)	(dB)	(dB)	(dB)	dB(A)
2290	594275.87	4782405.27	0.10	0	N	200	38.5	-30.1	0.0	-3.5	0.0	0.0	12.0
2290	594275.87	4782405.27	0.10	0	N	250	41.7	-30.1	0.0	-1.1	0.0	0.0	12.8
2290	594275.87	4782405.27	0.10	0	N	315	41.4	-30.1	0.0	2.8	0.0	0.0	8.5
2290	594275.87	4782405.27	0.10	0	N	400	40.6	-30.1	0.0	9.6	0.0	0.0	0.9
2305	594266.97	4782375.57	0.10	0	D	80	30.6	-33.3	0.0	-5.7	0.0	0.0	2.9
2305	594266.97	4782375.57	0.10	0	D	100	32.9	-33.3	0.0	-5.5	0.0	0.0	5.1
2305	594266.97	4782375.57	0.10	0	D	125	34.6	-33.3	0.0	-5.2	0.0	0.0	6.5
2305	594266.97	4782375.57	0.10	0	D	160	36.6	-33.3	0.0	-4.6	0.0	0.0	7.8
2305	594266.97	4782375.57	0.10	0	D	200	38.6	-33.3	0.0	-3.5	0.0	0.0	8.8
2305	594266.97	4782375.57	0.10	0	D	250	41.8	-33.3	0.0	-1.0	0.0	0.0	9.4
2305	594266.97	4782375.57	0.10	0	D	315	41.4	-33.3	0.0	3.0	0.0	0.0	5.1
2305	594266.97	4782375.57	0.10	0	N	80	30.5	-33.3	0.0	-5.7	0.0	0.0	2.9
2305	594266.97	4782375.57	0.10	0	N	100	32.8	-33.3	0.0	-5.5	0.0	0.0	5.0
2305	594266.97	4782375.57	0.10	0	N	125	34.5	-33.3	0.0	-5.2	0.0	0.0	6.4
2305	594266.97	4782375.57	0.10	0	N	160	36.5	-33.3	0.0	-4.6	0.0	0.0	7.7
2305	594266.97	4782375.57	0.10	0	N	200	38.5	-33.3	0.0	-3.5	0.0	0.0	8.7
2305	594266.97	4782375.57	0.10	0	N	250	41.7	-33.3	0.0	-1.0	0.0	0.0	9.4
2305	594266.97	4782375.57	0.10	0	N	315	41.4	-33.3	0.0	3.0	0.0	0.0	5.1
2320	594259.93	4782352.08	0.10	0	D	63	26.8	-32.0	0.0	-5.8	0.0	0.0	0.6
2320	594259.93	4782352.08	0.10	0	D	80	30.6	-32.0	0.0	-5.7	0.0	0.0	4.3
2320	594259.93	4782352.08	0.10	0	D	100	32.9	-32.0	0.0	-5.5	0.0	0.0	6.4
2320	594259.93	4782352.08	0.10	0	D	125	34.6	-32.0	0.0	-5.2	0.0	0.0	7.8
2320	594259.93	4782352.08	0.10	0	D	160	36.6	-32.0	0.0	-4.6	0.0	0.0	9.1
2320	594259.93	4782352.08	0.10	0	D	200	38.6	-32.0	0.0	-3.5	0.0	0.0	10.1
2320	594259.93	4782352.08	0.10	0	D	250	41.8	-32.0	0.0	-0.9	0.0	0.0	10.7
2320	594259.93	4782352.08	0.10	0	D	315	41.4	-32.0	0.0	3.1	0.0	0.0	6.3
2320	594259.93	4782352.08	0.10	0	N	63	26.8	-32.0	0.0	-5.8	0.0	0.0	0.6
2320	594259.93	4782352.08	0.10	0	N	80	30.5	-32.0	0.0	-5.7	0.0	0.0	4.2
2320	594259.93	4782352.08	0.10	0	N	100	32.8	-32.0	0.0	-5.5	0.0	0.0	6.3
2320	594259.93	4782352.08	0.10	0	N	125	34.5	-32.0	0.0	-5.2	0.0	0.0	7.7
2320	594259.93	4782352.08	0.10	0	N	160	36.5	-32.0	0.0	-4.6	0.0	0.0	9.1
2320	594259.93	4782352.08	0.10	0	N	200	38.5	-32.0	0.0	-3.5	0.0	0.0	10.0
2320	594259.93	4782352.08	0.10	0	N	250	41.7	-32.0	0.0	-0.9	0.0	0.0	10.6
2320	594259.93	4782352.08	0.10	0	N	315	41.4	-32.0	0.0	3.1	0.0	0.0	6.3

Road, TNM, Name: "Gage north", ID: "!03!01!Gage_n"													
Nr.	X	Y	Z	Refl.	DEN	Freq.	Lw	Ad	Aair	Agr	Afol	RL	Lr
	(m)	(m)	(m)			(Hz)	dB(A)	(dB)	(dB)	(dB)	(dB)	(dB)	dB(A)
2365	593126.38	4782887.57	0.10	0	D	80	31.9	-35.9	0.0	-5.6	0.0	0.0	1.6
2365	593126.38	4782887.57	0.10	0	D	100	34.1	-35.9	0.0	-5.4	0.0	0.0	3.5
2365	593126.38	4782887.57	0.10	0	D	125	35.7	-35.9	0.0	-5.0	0.0	0.0	4.7
2365	593126.38	4782887.57	0.10	0	D	160	37.5	-35.9	0.0	-4.1	0.0	0.0	5.7
2365	593126.38	4782887.57	0.10	0	D	200	39.4	-35.9	0.0	-2.6	0.0	0.0	6.1
2365	593126.38	4782887.57	0.10	0	D	250	42.5	-35.9	0.0	2.4	0.0	0.0	4.2
2365	593126.38	4782887.57	0.10	0	N	80	31.8	-35.9	0.0	-5.6	0.0	0.0	1.5
2365	593126.38	4782887.57	0.10	0	N	100	34.0	-35.9	0.0	-5.4	0.0	0.0	3.5
2365	593126.38	4782887.57	0.10	0	N	125	35.6	-35.9	0.0	-5.0	0.0	0.0	4.7
2365	593126.38	4782887.57	0.10	0	N	160	37.4	-35.9	0.0	-4.1	0.0	0.0	5.6
2365	593126.38	4782887.57	0.10	0	N	200	39.3	-35.9	0.0	-2.6	0.0	0.0	6.0
2365	593126.38	4782887.57	0.10	0	N	250	42.4	-35.9	0.0	2.4	0.0	0.0	4.1
2380	593149.90	4782970.59	0.10	0	D	63	28.1	-29.9	0.0	-5.8	0.0	0.0	3.9
2380	593149.90	4782970.59	0.10	0	D	80	31.9	-29.9	0.0	-5.6	0.0	0.0	7.6
2380	593149.90	4782970.59	0.10	0	D	100	34.1	-29.9	0.0	-5.4	0.0	0.0	9.5
2380	593149.90	4782970.59	0.10	0	D	125	35.7	-29.9	0.0	-5.0	0.0	0.0	10.7
2380	593149.90	4782970.59	0.10	0	D	160	37.5	-29.9	0.0	-4.1	0.0	0.0	11.7
2380	593149.90	4782970.59	0.10	0	D	200	39.4	-29.9	0.0	-2.6	0.0	0.0	12.0
2380	593149.90	4782970.59	0.10	0	D	250	42.5	-29.9	0.0	2.5	0.0	0.0	10.1
2380	593149.90	4782970.59	0.10	0	D	315	42.3	-29.9	0.0	8.9	0.0	0.0	3.5
2380	593149.90	4782970.59	0.10	0	N	63	28.0	-29.9	0.0	-5.8	0.0	0.0	3.9
2380	593149.90	4782970.59	0.10	0	N	80	31.8	-29.9	0.0	-5.6	0.0	0.0	7.5
2380	593149.90	4782970.59	0.10	0	N	100	34.0	-29.9	0.0	-5.4	0.0	0.0	9.5
2380	593149.90	4782970.59	0.10	0	N	125	35.6	-29.9	0.0	-5.0	0.0	0.0	10.7
2380	593149.90	4782970.59	0.10	0	N	160	37.4	-29.9	0.0	-4.1	0.0	0.0	11.6

Road, TNM, Name: "Gage north", ID: "!03!01!Gage_n"													
Nr.	X	Y	Z	Refl.	DEN	Freq.	Lw	Ad	Aair	Agr	Afol	RL	Lr
	(m)	(m)	(m)			(Hz)	dB(A)	(dB)	(dB)	(dB)	(dB)	(dB)	dB(A)
2380	593149.90	4782970.59	0.10	0	N	200	39.3	-29.9	0.0	-2.6	0.0	0.0	12.0
2380	593149.90	4782970.59	0.10	0	N	250	42.4	-29.9	0.0	2.5	0.0	0.0	10.0
2380	593149.90	4782970.59	0.10	0	N	315	42.2	-29.9	0.0	8.9	0.0	0.0	3.4
2395	593171.36	4783046.37	0.10	0	D	100	34.1	-38.7	0.0	-5.4	0.0	0.0	0.8
2395	593171.36	4783046.37	0.10	0	D	125	35.7	-38.7	0.0	-5.0	0.0	0.0	1.9
2395	593171.36	4783046.37	0.10	0	D	160	37.5	-38.7	0.0	-4.1	0.0	0.0	2.9
2395	593171.36	4783046.37	0.10	0	D	200	39.4	-38.7	0.0	-2.5	0.0	0.0	3.2
2395	593171.36	4783046.37	0.10	0	D	250	42.5	-38.7	0.0	2.6	0.0	0.0	1.2
2395	593171.36	4783046.37	0.10	0	N	100	34.0	-38.7	0.0	-5.4	0.0	0.0	0.7
2395	593171.36	4783046.37	0.10	0	N	125	35.6	-38.7	0.0	-5.0	0.0	0.0	1.9
2395	593171.36	4783046.37	0.10	0	N	160	37.4	-38.7	0.0	-4.1	0.0	0.0	2.8
2395	593171.36	4783046.37	0.10	0	N	200	39.3	-38.7	0.0	-2.5	0.0	0.0	3.2
2395	593171.36	4783046.37	0.10	0	N	250	42.4	-38.7	0.0	2.6	0.0	0.0	1.1
2410	593193.36	4783124.05	0.10	0	D	63	28.1	-30.2	0.0	-5.8	0.0	0.0	3.7
2410	593193.36	4783124.05	0.10	0	D	80	31.9	-30.2	0.0	-5.6	0.0	0.0	7.3
2410	593193.36	4783124.05	0.10	0	D	100	34.1	-30.2	0.0	-5.4	0.0	0.0	9.3
2410	593193.36	4783124.05	0.10	0	D	125	35.7	-30.2	0.0	-5.0	0.0	0.0	10.4
2410	593193.36	4783124.05	0.10	0	D	160	37.5	-30.2	0.0	-4.1	0.0	0.0	11.4
2410	593193.36	4783124.05	0.10	0	D	200	39.4	-30.2	0.0	-2.5	0.0	0.0	11.7
2410	593193.36	4783124.05	0.10	0	D	250	42.5	-30.2	0.0	2.8	0.0	0.0	9.5
2410	593193.36	4783124.05	0.10	0	D	315	42.3	-30.2	0.0	9.5	0.0	0.0	2.6
2410	593193.36	4783124.05	0.10	0	N	63	28.0	-30.2	0.0	-5.8	0.0	0.0	3.6
2410	593193.36	4783124.05	0.10	0	N	80	31.8	-30.2	0.0	-5.6	0.0	0.0	7.2
2410	593193.36	4783124.05	0.10	0	N	100	34.0	-30.2	0.0	-5.4	0.0	0.0	9.2
2410	593193.36	4783124.05	0.10	0	N	125	35.6	-30.2	0.0	-5.0	0.0	0.0	10.4
2410	593193.36	4783124.05	0.10	0	N	160	37.4	-30.2	0.0	-4.1	0.0	0.0	11.3
2410	593193.36	4783124.05	0.10	0	N	200	39.3	-30.2	0.0	-2.5	0.0	0.0	11.7
2410	593193.36	4783124.05	0.10	0	N	250	42.4	-30.2	0.0	2.8	0.0	0.0	9.4
2410	593193.36	4783124.05	0.10	0	N	315	42.2	-30.2	0.0	9.5	0.0	0.0	2.5
2425	593132.11	4782885.79	0.10	0	D	80	31.9	-35.9	0.0	-5.6	0.0	0.0	1.6
2425	593132.11	4782885.79	0.10	0	D	100	34.1	-35.9	0.0	-5.4	0.0	0.0	3.6
2425	593132.11	4782885.79	0.10	0	D	125	35.7	-35.9	0.0	-5.0	0.0	0.0	4.7
2425	593132.11	4782885.79	0.10	0	D	160	37.5	-35.9	0.0	-4.2	0.0	0.0	5.7
2425	593132.11	4782885.79	0.10	0	D	200	39.4	-35.9	0.0	-2.6	0.0	0.0	6.1
2425	593132.11	4782885.79	0.10	0	D	250	42.5	-35.9	0.0	2.3	0.0	0.0	4.2
2425	593132.11	4782885.79	0.10	0	N	80	31.8	-35.9	0.0	-5.6	0.0	0.0	1.5
2425	593132.11	4782885.79	0.10	0	N	100	34.0	-35.9	0.0	-5.4	0.0	0.0	3.5
2425	593132.11	4782885.79	0.10	0	N	125	35.6	-35.9	0.0	-5.0	0.0	0.0	4.7
2425	593132.11	4782885.79	0.10	0	N	160	37.4	-35.9	0.0	-4.2	0.0	0.0	5.7
2425	593132.11	4782885.79	0.10	0	N	200	39.3	-35.9	0.0	-2.6	0.0	0.0	6.0
2425	593132.11	4782885.79	0.10	0	N	250	42.4	-35.9	0.0	2.3	0.0	0.0	4.2
2440	593155.44	4782968.16	0.10	0	D	63	28.1	-29.9	0.0	-5.8	0.0	0.0	4.0
2440	593155.44	4782968.16	0.10	0	D	80	31.9	-29.9	0.0	-5.6	0.0	0.0	7.6
2440	593155.44	4782968.16	0.10	0	D	100	34.1	-29.9	0.0	-5.4	0.0	0.0	9.6
2440	593155.44	4782968.16	0.10	0	D	125	35.7	-29.9	0.0	-5.0	0.0	0.0	10.8
2440	593155.44	4782968.16	0.10	0	D	160	37.5	-29.9	0.0	-4.1	0.0	0.0	11.7
2440	593155.44	4782968.16	0.10	0	D	200	39.4	-29.9	0.0	-2.6	0.0	0.0	12.1
2440	593155.44	4782968.16	0.10	0	D	250	42.5	-29.9	0.0	2.4	0.0	0.0	10.2
2440	593155.44	4782968.16	0.10	0	D	315	42.3	-29.9	0.0	8.8	0.0	0.0	3.6
2440	593155.44	4782968.16	0.10	0	N	63	28.0	-29.9	0.0	-5.8	0.0	0.0	3.9
2440	593155.44	4782968.16	0.10	0	N	80	31.8	-29.9	0.0	-5.6	0.0	0.0	7.5
2440	593155.44	4782968.16	0.10	0	N	100	34.0	-29.9	0.0	-5.4	0.0	0.0	9.5
2440	593155.44	4782968.16	0.10	0	N	125	35.6	-29.9	0.0	-5.0	0.0	0.0	10.7
2440	593155.44	4782968.16	0.10	0	N	160	37.4	-29.9	0.0	-4.1	0.0	0.0	11.7
2440	593155.44	4782968.16	0.10	0	N	200	39.3	-29.9	0.0	-2.6	0.0	0.0	12.0
2440	593155.44	4782968.16	0.10	0	N	250	42.4	-29.9	0.0	2.4	0.0	0.0	10.1
2440	593155.44	4782968.16	0.10	0	N	315	42.2	-29.9	0.0	8.8	0.0	0.0	3.5
2456	593176.74	4783043.37	0.10	0	D	100	34.1	-38.7	0.0	-5.4	0.0	0.0	0.8
2456	593176.74	4783043.37	0.10	0	D	125	35.7	-38.7	0.0	-5.0	0.0	0.0	2.0
2456	593176.74	4783043.37	0.10	0	D	160	37.5	-38.7	0.0	-4.1	0.0	0.0	2.9
2456	593176.74	4783043.37	0.10	0	D	200	39.4	-38.7	0.0	-2.5	0.0	0.0	3.3
2456	593176.74	4783043.37	0.10	0	D	250	42.5	-38.7	0.0	2.5	0.0	0.0	1.3
2456	593176.74	4783043.37	0.10	0	N	100	34.0	-38.7	0.0	-5.4	0.0	0.0	0.7

Road, TNM, Name: "Gage north", ID: "!03!01!Gage_n"													
Nr.	X	Y	Z	Refl.	DEN	Freq.	Lw	Ad	Aair	Agr	Afol	RL	Lr
	(m)	(m)	(m)			(Hz)	dB(A)	(dB)	(dB)	(dB)	(dB)	(dB)	dB(A)
2456	593176.74	4783043.37	0.10	0	N	125	35.6	-38.7	0.0	-5.0	0.0	0.0	1.9
2456	593176.74	4783043.37	0.10	0	N	160	37.4	-38.7	0.0	-4.1	0.0	0.0	2.9
2456	593176.74	4783043.37	0.10	0	N	200	39.3	-38.7	0.0	-2.5	0.0	0.0	3.2
2456	593176.74	4783043.37	0.10	0	N	250	42.4	-38.7	0.0	2.5	0.0	0.0	1.2
2472	593198.93	4783121.70	0.10	0	D	63	28.1	-30.1	0.0	-5.8	0.0	0.0	3.8
2472	593198.93	4783121.70	0.10	0	D	80	31.9	-30.1	0.0	-5.6	0.0	0.0	7.4
2472	593198.93	4783121.70	0.10	0	D	100	34.1	-30.1	0.0	-5.4	0.0	0.0	9.4
2472	593198.93	4783121.70	0.10	0	D	125	35.7	-30.1	0.0	-5.0	0.0	0.0	10.6
2472	593198.93	4783121.70	0.10	0	D	160	37.5	-30.1	0.0	-4.1	0.0	0.0	11.5
2472	593198.93	4783121.70	0.10	0	D	200	39.4	-30.1	0.0	-2.5	0.0	0.0	11.8
2472	593198.93	4783121.70	0.10	0	D	250	42.5	-30.1	0.0	2.8	0.0	0.0	9.6
2472	593198.93	4783121.70	0.10	0	D	315	42.3	-30.1	0.0	9.4	0.0	0.0	2.8
2472	593198.93	4783121.70	0.10	0	N	63	28.0	-30.1	0.0	-5.8	0.0	0.0	3.7
2472	593198.93	4783121.70	0.10	0	N	80	31.8	-30.1	0.0	-5.6	0.0	0.0	7.4
2472	593198.93	4783121.70	0.10	0	N	100	34.0	-30.1	0.0	-5.4	0.0	0.0	9.3
2472	593198.93	4783121.70	0.10	0	N	125	35.6	-30.1	0.0	-5.0	0.0	0.0	10.5
2472	593198.93	4783121.70	0.10	0	N	160	37.4	-30.1	0.0	-4.1	0.0	0.0	11.4
2472	593198.93	4783121.70	0.10	0	N	200	39.3	-30.1	0.0	-2.5	0.0	0.0	11.8
2472	593198.93	4783121.70	0.10	0	N	250	42.4	-30.1	0.0	2.8	0.0	0.0	9.6
2472	593198.93	4783121.70	0.10	0	N	315	42.2	-30.1	0.0	9.4	0.0	0.0	2.7

Road, TNM, Name: "Nebo north", ID: "!03!01!nebo_n"													
Nr.	X	Y	Z	Refl.	DEN	Freq.	Lw	Ad	Aair	Agr	Afol	RL	Lr
	(m)	(m)	(m)			(Hz)	dB(A)	(dB)	(dB)	(dB)	(dB)	(dB)	dB(A)
2520	594304.40	4782511.84	0.10	0	D	80	30.2	-32.7	0.0	-5.7	0.0	0.0	3.1
2520	594304.40	4782511.84	0.10	0	D	100	32.5	-32.7	0.0	-5.5	0.0	0.0	5.3
2520	594304.40	4782511.84	0.10	0	D	125	34.2	-32.7	0.0	-5.2	0.0	0.0	6.7
2520	594304.40	4782511.84	0.10	0	D	160	36.1	-32.7	0.0	-4.6	0.0	0.0	8.1
2520	594304.40	4782511.84	0.10	0	D	200	38.2	-32.7	0.0	-3.6	0.0	0.0	9.1
2520	594304.40	4782511.84	0.10	0	D	250	41.4	-32.7	0.0	-1.3	0.0	0.0	9.9
2520	594304.40	4782511.84	0.10	0	D	315	41.0	-32.7	0.0	2.5	0.0	0.0	5.8
2520	594304.40	4782511.84	0.10	0	N	80	30.1	-32.7	0.0	-5.7	0.0	0.0	3.1
2520	594304.40	4782511.84	0.10	0	N	100	32.4	-32.7	0.0	-5.5	0.0	0.0	5.2
2520	594304.40	4782511.84	0.10	0	N	125	34.1	-32.7	0.0	-5.2	0.0	0.0	6.6
2520	594304.40	4782511.84	0.10	0	N	160	36.1	-32.7	0.0	-4.6	0.0	0.0	8.0
2520	594304.40	4782511.84	0.10	0	N	200	38.1	-32.7	0.0	-3.6	0.0	0.0	9.0
2520	594304.40	4782511.84	0.10	0	N	250	41.3	-32.7	0.0	-1.3	0.0	0.0	9.8
2520	594304.40	4782511.84	0.10	0	N	315	40.9	-32.7	0.0	2.5	0.0	0.0	5.7
2535	594309.97	4782532.71	0.10	0	D	80	30.2	-32.3	0.0	-5.7	0.0	0.0	3.6
2535	594309.97	4782532.71	0.10	0	D	100	32.5	-32.3	0.0	-5.5	0.0	0.0	5.7
2535	594309.97	4782532.71	0.10	0	D	125	34.2	-32.3	0.0	-5.2	0.0	0.0	7.1
2535	594309.97	4782532.71	0.10	0	D	160	36.1	-32.3	0.0	-4.6	0.0	0.0	8.5
2535	594309.97	4782532.71	0.10	0	D	200	38.2	-32.3	0.0	-3.6	0.0	0.0	9.5
2535	594309.97	4782532.71	0.10	0	D	250	41.4	-32.3	0.0	-1.3	0.0	0.0	10.3
2535	594309.97	4782532.71	0.10	0	D	315	41.0	-32.3	0.0	2.5	0.0	0.0	6.2
2535	594309.97	4782532.71	0.10	0	N	80	30.1	-32.3	0.0	-5.7	0.0	0.0	3.5
2535	594309.97	4782532.71	0.10	0	N	100	32.4	-32.3	0.0	-5.5	0.0	0.0	5.6
2535	594309.97	4782532.71	0.10	0	N	125	34.1	-32.3	0.0	-5.2	0.0	0.0	7.0
2535	594309.97	4782532.71	0.10	0	N	160	36.1	-32.3	0.0	-4.6	0.0	0.0	8.4
2535	594309.97	4782532.71	0.10	0	N	200	38.1	-32.3	0.0	-3.6	0.0	0.0	9.4
2535	594309.97	4782532.71	0.10	0	N	250	41.3	-32.3	0.0	-1.3	0.0	0.0	10.3
2535	594309.97	4782532.71	0.10	0	N	315	40.9	-32.3	0.0	2.5	0.0	0.0	6.2
2551	594316.13	4782555.79	0.10	0	D	63	26.4	-31.9	0.0	-5.8	0.0	0.0	0.4
2551	594316.13	4782555.79	0.10	0	D	80	30.2	-31.9	0.0	-5.7	0.0	0.0	4.0
2551	594316.13	4782555.79	0.10	0	D	100	32.5	-31.9	0.0	-5.5	0.0	0.0	6.2
2551	594316.13	4782555.79	0.10	0	D	125	34.2	-31.9	0.0	-5.2	0.0	0.0	7.6
2551	594316.13	4782555.79	0.10	0	D	160	36.1	-31.9	0.0	-4.6	0.0	0.0	8.9
2551	594316.13	4782555.79	0.10	0	D	200	38.2	-31.9	0.0	-3.6	0.0	0.0	9.9
2551	594316.13	4782555.79	0.10	0	D	250	41.4	-31.9	0.0	-1.3	0.0	0.0	10.8
2551	594316.13	4782555.79	0.10	0	D	315	41.0	-31.9	0.0	2.5	0.0	0.0	6.7
2551	594316.13	4782555.79	0.10	0	N	63	26.3	-31.9	0.0	-5.8	0.0	0.0	0.3
2551	594316.13	4782555.79	0.10	0	N	80	30.1	-31.9	0.0	-5.7	0.0	0.0	3.9
2551	594316.13	4782555.79	0.10	0	N	100	32.4	-31.9	0.0	-5.5	0.0	0.0	6.1

Road, TNM, Name: "Nebo north", ID: "!03!01!nebo_n"													
Nr.	X	Y	Z	Refl.	DEN	Freq.	Lw	Ad	Aair	Agr	Afol	RL	Lr
	(m)	(m)	(m)			(Hz)	dB(A)	(dB)	(dB)	(dB)	(dB)	(dB)	dB(A)
2551	594316.13	4782555.79	0.10	0	N	125	34.1	-31.9	0.0	-5.2	0.0	0.0	7.5
2551	594316.13	4782555.79	0.10	0	N	160	36.1	-31.9	0.0	-4.6	0.0	0.0	8.9
2551	594316.13	4782555.79	0.10	0	N	200	38.1	-31.9	0.0	-3.6	0.0	0.0	9.9
2551	594316.13	4782555.79	0.10	0	N	250	41.3	-31.9	0.0	-1.3	0.0	0.0	10.7
2551	594316.13	4782555.79	0.10	0	N	315	40.9	-31.9	0.0	2.5	0.0	0.0	6.6
2567	594320.08	4782570.59	0.10	0	D	125	34.2	-38.5	0.0	-5.2	0.0	0.0	0.9
2567	594320.08	4782570.59	0.10	0	D	160	36.1	-38.5	0.0	-4.6	0.0	0.0	2.3
2567	594320.08	4782570.59	0.10	0	D	200	38.2	-38.5	0.0	-3.6	0.0	0.0	3.3
2567	594320.08	4782570.59	0.10	0	D	250	41.4	-38.5	0.0	-1.3	0.0	0.0	4.1
2567	594320.08	4782570.59	0.10	0	D	315	41.0	-38.5	0.0	2.5	0.0	0.0	0.0
2567	594320.08	4782570.59	0.10	0	N	125	34.1	-38.5	0.0	-5.2	0.0	0.0	0.8
2567	594320.08	4782570.59	0.10	0	N	160	36.1	-38.5	0.0	-4.6	0.0	0.0	2.2
2567	594320.08	4782570.59	0.10	0	N	200	38.1	-38.5	0.0	-3.6	0.0	0.0	3.2
2567	594320.08	4782570.59	0.10	0	N	250	41.3	-38.5	0.0	-1.3	0.0	0.0	4.0
2583	594321.89	4782577.36	0.10	0	D	100	32.5	-36.6	0.0	-5.5	0.0	0.0	1.4
2583	594321.89	4782577.36	0.10	0	D	125	34.2	-36.6	0.0	-5.2	0.0	0.0	2.8
2583	594321.89	4782577.36	0.10	0	D	160	36.1	-36.6	0.0	-4.6	0.0	0.0	4.2
2583	594321.89	4782577.36	0.10	0	D	200	38.2	-36.6	0.0	-3.6	0.0	0.0	5.2
2583	594321.89	4782577.36	0.10	0	D	250	41.4	-36.6	0.0	-1.3	0.0	0.0	6.0
2583	594321.89	4782577.36	0.10	0	D	315	41.0	-36.6	0.0	2.5	0.0	0.0	1.9
2583	594321.89	4782577.36	0.10	0	N	100	32.4	-36.6	0.0	-5.5	0.0	0.0	1.4
2583	594321.89	4782577.36	0.10	0	N	125	34.1	-36.6	0.0	-5.2	0.0	0.0	2.8
2583	594321.89	4782577.36	0.10	0	N	160	36.1	-36.6	0.0	-4.6	0.0	0.0	4.1
2583	594321.89	4782577.36	0.10	0	N	200	38.1	-36.6	0.0	-3.6	0.0	0.0	5.1
2583	594321.89	4782577.36	0.10	0	N	250	41.3	-36.6	0.0	-1.3	0.0	0.0	6.0
2583	594321.89	4782577.36	0.10	0	N	315	40.9	-36.6	0.0	2.5	0.0	0.0	1.9
2599	594324.97	4782588.90	0.10	0	D	80	30.2	-34.1	0.0	-5.7	0.0	0.0	1.8
2599	594324.97	4782588.90	0.10	0	D	100	32.5	-34.1	0.0	-5.5	0.0	0.0	3.9
2599	594324.97	4782588.90	0.10	0	D	125	34.2	-34.1	0.0	-5.2	0.0	0.0	5.3
2599	594324.97	4782588.90	0.10	0	D	160	36.1	-34.1	0.0	-4.6	0.0	0.0	6.7
2599	594324.97	4782588.90	0.10	0	D	200	38.2	-34.1	0.0	-3.6	0.0	0.0	7.7
2599	594324.97	4782588.90	0.10	0	D	250	41.4	-34.1	0.0	-1.3	0.0	0.0	8.5
2599	594324.97	4782588.90	0.10	0	D	315	41.0	-34.1	0.0	2.5	0.0	0.0	4.4
2599	594324.97	4782588.90	0.10	0	N	80	30.1	-34.1	0.0	-5.7	0.0	0.0	1.7
2599	594324.97	4782588.90	0.10	0	N	100	32.4	-34.1	0.0	-5.5	0.0	0.0	3.9
2599	594324.97	4782588.90	0.10	0	N	125	34.1	-34.1	0.0	-5.2	0.0	0.0	5.3
2599	594324.97	4782588.90	0.10	0	N	160	36.1	-34.1	0.0	-4.6	0.0	0.0	6.6
2599	594324.97	4782588.90	0.10	0	N	200	38.1	-34.1	0.0	-3.6	0.0	0.0	7.6
2599	594324.97	4782588.90	0.10	0	N	250	41.3	-34.1	0.0	-1.3	0.0	0.0	8.5
2599	594324.97	4782588.90	0.10	0	N	315	40.9	-34.1	0.0	2.5	0.0	0.0	4.3
2614	594313.06	4782509.40	0.10	0	D	80	30.2	-33.0	0.0	-5.7	0.0	0.0	2.9
2614	594313.06	4782509.40	0.10	0	D	100	32.5	-33.0	0.0	-5.5	0.0	0.0	5.0
2614	594313.06	4782509.40	0.10	0	D	125	34.2	-33.0	0.0	-5.2	0.0	0.0	6.5
2614	594313.06	4782509.40	0.10	0	D	160	36.1	-33.0	0.0	-4.6	0.0	0.0	7.8
2614	594313.06	4782509.40	0.10	0	D	200	38.2	-33.0	0.0	-3.6	0.0	0.0	8.8
2614	594313.06	4782509.40	0.10	0	D	250	41.4	-33.0	0.0	-1.2	0.0	0.0	9.6
2614	594313.06	4782509.40	0.10	0	D	315	41.0	-33.0	0.0	2.6	0.0	0.0	5.4
2614	594313.06	4782509.40	0.10	0	N	80	30.1	-33.0	0.0	-5.7	0.0	0.0	2.8
2614	594313.06	4782509.40	0.10	0	N	100	32.4	-33.0	0.0	-5.5	0.0	0.0	5.0
2614	594313.06	4782509.40	0.10	0	N	125	34.1	-33.0	0.0	-5.2	0.0	0.0	6.4
2614	594313.06	4782509.40	0.10	0	N	160	36.1	-33.0	0.0	-4.6	0.0	0.0	7.7
2614	594313.06	4782509.40	0.10	0	N	200	38.1	-33.0	0.0	-3.6	0.0	0.0	8.7
2614	594313.06	4782509.40	0.10	0	N	250	41.3	-33.0	0.0	-1.2	0.0	0.0	9.5
2614	594313.06	4782509.40	0.10	0	N	315	40.9	-33.0	0.0	2.6	0.0	0.0	5.4
2630	594318.66	4782530.38	0.10	0	D	80	30.2	-32.4	0.0	-5.7	0.0	0.0	3.5
2630	594318.66	4782530.38	0.10	0	D	100	32.5	-32.4	0.0	-5.5	0.0	0.0	5.6
2630	594318.66	4782530.38	0.10	0	D	125	34.2	-32.4	0.0	-5.2	0.0	0.0	7.0
2630	594318.66	4782530.38	0.10	0	D	160	36.1	-32.4	0.0	-4.6	0.0	0.0	8.4
2630	594318.66	4782530.38	0.10	0	D	200	38.2	-32.4	0.0	-3.6	0.0	0.0	9.4
2630	594318.66	4782530.38	0.10	0	D	250	41.4	-32.4	0.0	-1.2	0.0	0.0	10.2
2630	594318.66	4782530.38	0.10	0	D	315	41.0	-32.4	0.0	2.6	0.0	0.0	6.0
2630	594318.66	4782530.38	0.10	0	N	80	30.1	-32.4	0.0	-5.7	0.0	0.0	3.4
2630	594318.66	4782530.38	0.10	0	N	100	32.4	-32.4	0.0	-5.5	0.0	0.0	5.5

Road, TNM, Name: "Nebo north", ID: "!03!01!nebo_n"													
Nr.	X	Y	Z	Refl.	DEN	Freq.	Lw	Ad	Aair	Agr	Afol	RL	Lr
	(m)	(m)	(m)			(Hz)	dB(A)	(dB)	(dB)	(dB)	(dB)	(dB)	dB(A)
2630	594318.66	4782530.38	0.10	0	N	125	34.1	-32.4	0.0	-5.2	0.0	0.0	6.9
2630	594318.66	4782530.38	0.10	0	N	160	36.1	-32.4	0.0	-4.6	0.0	0.0	8.3
2630	594318.66	4782530.38	0.10	0	N	200	38.1	-32.4	0.0	-3.6	0.0	0.0	9.3
2630	594318.66	4782530.38	0.10	0	N	250	41.3	-32.4	0.0	-1.2	0.0	0.0	10.1
2630	594318.66	4782530.38	0.10	0	N	315	40.9	-32.4	0.0	2.6	0.0	0.0	5.9
2646	594324.95	4782553.95	0.10	0	D	63	26.4	-32.0	0.0	-5.8	0.0	0.0	0.3
2646	594324.95	4782553.95	0.10	0	D	80	30.2	-32.0	0.0	-5.7	0.0	0.0	3.9
2646	594324.95	4782553.95	0.10	0	D	100	32.5	-32.0	0.0	-5.5	0.0	0.0	6.1
2646	594324.95	4782553.95	0.10	0	D	125	34.2	-32.0	0.0	-5.2	0.0	0.0	7.5
2646	594324.95	4782553.95	0.10	0	D	160	36.1	-32.0	0.0	-4.6	0.0	0.0	8.8
2646	594324.95	4782553.95	0.10	0	D	200	38.2	-32.0	0.0	-3.6	0.0	0.0	9.8
2646	594324.95	4782553.95	0.10	0	D	250	41.4	-32.0	0.0	-1.2	0.0	0.0	10.6
2646	594324.95	4782553.95	0.10	0	D	315	41.0	-32.0	0.0	2.6	0.0	0.0	6.4
2646	594324.95	4782553.95	0.10	0	N	63	26.3	-32.0	0.0	-5.8	0.0	0.0	0.2
2646	594324.95	4782553.95	0.10	0	N	80	30.1	-32.0	0.0	-5.7	0.0	0.0	3.9
2646	594324.95	4782553.95	0.10	0	N	100	32.4	-32.0	0.0	-5.5	0.0	0.0	6.0
2646	594324.95	4782553.95	0.10	0	N	125	34.1	-32.0	0.0	-5.2	0.0	0.0	7.4
2646	594324.95	4782553.95	0.10	0	N	160	36.1	-32.0	0.0	-4.6	0.0	0.0	8.7
2646	594324.95	4782553.95	0.10	0	N	200	38.1	-32.0	0.0	-3.6	0.0	0.0	9.7
2646	594324.95	4782553.95	0.10	0	N	250	41.3	-32.0	0.0	-1.2	0.0	0.0	10.5
2646	594324.95	4782553.95	0.10	0	N	315	40.9	-32.0	0.0	2.6	0.0	0.0	6.4
2662	594328.99	4782569.05	0.10	0	D	125	34.2	-38.6	0.0	-5.2	0.0	0.0	0.8
2662	594328.99	4782569.05	0.10	0	D	160	36.1	-38.6	0.0	-4.6	0.0	0.0	2.2
2662	594328.99	4782569.05	0.10	0	D	200	38.2	-38.6	0.0	-3.6	0.0	0.0	3.2
2662	594328.99	4782569.05	0.10	0	D	250	41.4	-38.6	0.0	-1.2	0.0	0.0	3.9
2662	594328.99	4782569.05	0.10	0	N	125	34.1	-38.6	0.0	-5.2	0.0	0.0	0.7
2662	594328.99	4782569.05	0.10	0	N	160	36.1	-38.6	0.0	-4.6	0.0	0.0	2.1
2662	594328.99	4782569.05	0.10	0	N	200	38.1	-38.6	0.0	-3.6	0.0	0.0	3.1
2662	594328.99	4782569.05	0.10	0	N	250	41.3	-38.6	0.0	-1.2	0.0	0.0	3.9
2678	594330.83	4782575.96	0.10	0	D	100	32.5	-36.7	0.0	-5.5	0.0	0.0	1.3
2678	594330.83	4782575.96	0.10	0	D	125	34.2	-36.7	0.0	-5.2	0.0	0.0	2.7
2678	594330.83	4782575.96	0.10	0	D	160	36.1	-36.7	0.0	-4.6	0.0	0.0	4.1
2678	594330.83	4782575.96	0.10	0	D	200	38.2	-36.7	0.0	-3.6	0.0	0.0	5.1
2678	594330.83	4782575.96	0.10	0	D	250	41.4	-36.7	0.0	-1.2	0.0	0.0	5.9
2678	594330.83	4782575.96	0.10	0	D	315	41.0	-36.7	0.0	2.6	0.0	0.0	1.7
2678	594330.83	4782575.96	0.10	0	N	100	32.4	-36.7	0.0	-5.5	0.0	0.0	1.3
2678	594330.83	4782575.96	0.10	0	N	125	34.1	-36.7	0.0	-5.2	0.0	0.0	2.7
2678	594330.83	4782575.96	0.10	0	N	160	36.1	-36.7	0.0	-4.6	0.0	0.0	4.0
2678	594330.83	4782575.96	0.10	0	N	200	38.1	-36.7	0.0	-3.6	0.0	0.0	5.0
2678	594330.83	4782575.96	0.10	0	N	250	41.3	-36.7	0.0	-1.2	0.0	0.0	5.8
2678	594330.83	4782575.96	0.10	0	N	315	40.9	-36.7	0.0	2.6	0.0	0.0	1.6
2694	594333.80	4782587.08	0.10	0	D	80	30.2	-34.6	0.0	-5.7	0.0	0.0	1.3
2694	594333.80	4782587.08	0.10	0	D	100	32.5	-34.6	0.0	-5.5	0.0	0.0	3.4
2694	594333.80	4782587.08	0.10	0	D	125	34.2	-34.6	0.0	-5.2	0.0	0.0	4.9
2694	594333.80	4782587.08	0.10	0	D	160	36.1	-34.6	0.0	-4.6	0.0	0.0	6.2
2694	594333.80	4782587.08	0.10	0	D	200	38.2	-34.6	0.0	-3.6	0.0	0.0	7.2
2694	594333.80	4782587.08	0.10	0	D	250	41.4	-34.6	0.0	-1.2	0.0	0.0	8.0
2694	594333.80	4782587.08	0.10	0	D	315	41.0	-34.6	0.0	2.7	0.0	0.0	3.8
2694	594333.80	4782587.08	0.10	0	N	80	30.1	-34.6	0.0	-5.7	0.0	0.0	1.2
2694	594333.80	4782587.08	0.10	0	N	100	32.4	-34.6	0.0	-5.5	0.0	0.0	3.4
2694	594333.80	4782587.08	0.10	0	N	125	34.1	-34.6	0.0	-5.2	0.0	0.0	4.8
2694	594333.80	4782587.08	0.10	0	N	160	36.1	-34.6	0.0	-4.6	0.0	0.0	6.1
2694	594333.80	4782587.08	0.10	0	N	200	38.1	-34.6	0.0	-3.6	0.0	0.0	7.1
2694	594333.80	4782587.08	0.10	0	N	250	41.3	-34.6	0.0	-1.2	0.0	0.0	7.9
2694	594333.80	4782587.08	0.10	0	N	315	40.9	-34.6	0.0	2.7	0.0	0.0	3.7
3094	594345.26	4782653.97	0.10	0	D	63	26.4	-29.9	0.0	-5.8	0.0	0.0	2.3
3094	594345.26	4782653.97	0.10	0	D	80	30.2	-29.9	0.0	-5.7	0.0	0.0	6.0
3094	594345.26	4782653.97	0.10	0	D	100	32.5	-29.9	0.0	-5.5	0.0	0.0	8.1
3094	594345.26	4782653.97	0.10	0	D	125	34.2	-29.9	0.0	-5.2	0.0	0.0	9.5
3094	594345.26	4782653.97	0.10	0	D	160	36.1	-29.9	0.0	-4.6	0.0	0.0	10.9
3094	594345.26	4782653.97	0.10	0	D	200	38.2	-29.9	0.0	-3.5	0.0	0.0	11.8
3094	594345.26	4782653.97	0.10	0	D	250	41.4	-29.9	0.0	-1.1	0.0	0.0	12.6
3094	594345.26	4782653.97	0.10	0	D	315	41.0	-29.9	0.0	2.8	0.0	0.0	8.3

Road, TNM, Name: "Nebo north", ID: "!03!01!nebo_n"													
Nr.	X	Y	Z	Refl.	DEN	Freq.	Lw	Ad	Aair	Agr	Afol	RL	Lr
	(m)	(m)	(m)			(Hz)	dB(A)	(dB)	(dB)	(dB)	(dB)	(dB)	dB(A)
3094	594345.26	4782653.97	0.10	0	D	400	40.3	-29.9	0.0	9.7	0.0	0.0	0.7
3094	594345.26	4782653.97	0.10	0	N	63	26.3	-29.9	0.0	-5.8	0.0	0.0	2.3
3094	594345.26	4782653.97	0.10	0	N	80	30.1	-29.9	0.0	-5.7	0.0	0.0	5.9
3094	594345.26	4782653.97	0.10	0	N	100	32.4	-29.9	0.0	-5.5	0.0	0.0	8.0
3094	594345.26	4782653.97	0.10	0	N	125	34.1	-29.9	0.0	-5.2	0.0	0.0	9.4
3094	594345.26	4782653.97	0.10	0	N	160	36.1	-29.9	0.0	-4.6	0.0	0.0	10.8
3094	594345.26	4782653.97	0.10	0	N	200	38.1	-29.9	0.0	-3.5	0.0	0.0	11.8
3094	594345.26	4782653.97	0.10	0	N	250	41.3	-29.9	0.0	-1.1	0.0	0.0	12.5
3094	594345.26	4782653.97	0.10	0	N	315	40.9	-29.9	0.0	2.8	0.0	0.0	8.2
3094	594345.26	4782653.97	0.10	0	N	400	40.2	-29.9	0.0	9.7	0.0	0.0	0.6
3110	594354.08	4782677.29	0.10	0	D	125	34.2	-38.3	0.0	-5.2	0.0	0.0	1.1
3110	594354.08	4782677.29	0.10	0	D	160	36.1	-38.3	0.0	-4.6	0.0	0.0	2.4
3110	594354.08	4782677.29	0.10	0	D	200	38.2	-38.3	0.0	-3.5	0.0	0.0	3.4
3110	594354.08	4782677.29	0.10	0	D	250	41.4	-38.3	0.0	-1.0	0.0	0.0	4.0
3110	594354.08	4782677.29	0.10	0	N	125	34.1	-38.3	0.0	-5.2	0.0	0.0	1.0
3110	594354.08	4782677.29	0.10	0	N	160	36.1	-38.3	0.0	-4.6	0.0	0.0	2.3
3110	594354.08	4782677.29	0.10	0	N	200	38.1	-38.3	0.0	-3.5	0.0	0.0	3.3
3110	594354.08	4782677.29	0.10	0	N	250	41.3	-38.3	0.0	-1.0	0.0	0.0	4.0
3126	594354.40	4782652.70	0.10	0	D	63	26.4	-29.7	0.0	-5.8	0.0	0.0	2.6
3126	594354.40	4782652.70	0.10	0	D	80	30.2	-29.7	0.0	-5.7	0.0	0.0	6.2
3126	594354.40	4782652.70	0.10	0	D	100	32.5	-29.7	0.0	-5.5	0.0	0.0	8.3
3126	594354.40	4782652.70	0.10	0	D	125	34.2	-29.7	0.0	-5.2	0.0	0.0	9.7
3126	594354.40	4782652.70	0.10	0	D	160	36.1	-29.7	0.0	-4.6	0.0	0.0	11.1
3126	594354.40	4782652.70	0.10	0	D	200	38.2	-29.7	0.0	-3.5	0.0	0.0	12.0
3126	594354.40	4782652.70	0.10	0	D	250	41.4	-29.7	0.0	-1.0	0.0	0.0	12.7
3126	594354.40	4782652.70	0.10	0	D	315	41.0	-29.7	0.0	3.0	0.0	0.0	8.4
3126	594354.40	4782652.70	0.10	0	D	400	40.3	-29.7	0.0	9.9	0.0	0.0	0.7
3126	594354.40	4782652.70	0.10	0	N	63	26.3	-29.7	0.0	-5.8	0.0	0.0	2.5
3126	594354.40	4782652.70	0.10	0	N	80	30.1	-29.7	0.0	-5.7	0.0	0.0	6.1
3126	594354.40	4782652.70	0.10	0	N	100	32.4	-29.7	0.0	-5.5	0.0	0.0	8.3
3126	594354.40	4782652.70	0.10	0	N	125	34.1	-29.7	0.0	-5.2	0.0	0.0	9.7
3126	594354.40	4782652.70	0.10	0	N	160	36.1	-29.7	0.0	-4.6	0.0	0.0	11.0
3126	594354.40	4782652.70	0.10	0	N	200	38.1	-29.7	0.0	-3.5	0.0	0.0	11.9
3126	594354.40	4782652.70	0.10	0	N	250	41.3	-29.7	0.0	-1.0	0.0	0.0	12.6
3126	594354.40	4782652.70	0.10	0	N	315	40.9	-29.7	0.0	3.0	0.0	0.0	8.3
3126	594354.40	4782652.70	0.10	0	N	400	40.2	-29.7	0.0	9.9	0.0	0.0	0.6
3572	594327.72	4782599.02	0.10	0	D	125	34.2	-38.6	0.0	-5.2	0.0	0.0	0.9
3572	594327.72	4782599.02	0.10	0	D	160	36.1	-38.6	0.0	-4.6	0.0	0.0	2.2
3572	594327.72	4782599.02	0.10	0	D	200	38.2	-38.6	0.0	-3.6	0.0	0.0	3.2
3572	594327.72	4782599.02	0.10	0	D	250	41.4	-38.6	0.0	-1.2	0.0	0.0	4.0
3572	594327.72	4782599.02	0.10	0	N	125	34.1	-38.6	0.0	-5.2	0.0	0.0	0.8
3572	594327.72	4782599.02	0.10	0	N	160	36.1	-38.6	0.0	-4.6	0.0	0.0	2.2
3572	594327.72	4782599.02	0.10	0	N	200	38.1	-38.6	0.0	-3.6	0.0	0.0	3.2
3572	594327.72	4782599.02	0.10	0	N	250	41.3	-38.6	0.0	-1.2	0.0	0.0	4.0
3588	594331.36	4782611.83	0.10	0	D	80	30.2	-32.8	0.0	-5.7	0.0	0.0	3.1
3588	594331.36	4782611.83	0.10	0	D	100	32.5	-32.8	0.0	-5.5	0.0	0.0	5.2
3588	594331.36	4782611.83	0.10	0	D	125	34.2	-32.8	0.0	-5.2	0.0	0.0	6.6
3588	594331.36	4782611.83	0.10	0	D	160	36.1	-32.8	0.0	-4.6	0.0	0.0	8.0
3588	594331.36	4782611.83	0.10	0	D	200	38.2	-32.8	0.0	-3.6	0.0	0.0	9.0
3588	594331.36	4782611.83	0.10	0	D	250	41.4	-32.8	0.0	-1.2	0.0	0.0	9.8
3588	594331.36	4782611.83	0.10	0	D	315	41.0	-32.8	0.0	2.6	0.0	0.0	5.7
3588	594331.36	4782611.83	0.10	0	N	80	30.1	-32.8	0.0	-5.7	0.0	0.0	3.0
3588	594331.36	4782611.83	0.10	0	N	100	32.4	-32.8	0.0	-5.5	0.0	0.0	5.2
3588	594331.36	4782611.83	0.10	0	N	125	34.1	-32.8	0.0	-5.2	0.0	0.0	6.6
3588	594331.36	4782611.83	0.10	0	N	160	36.1	-32.8	0.0	-4.6	0.0	0.0	7.9
3588	594331.36	4782611.83	0.10	0	N	200	38.1	-32.8	0.0	-3.6	0.0	0.0	8.9
3588	594331.36	4782611.83	0.10	0	N	250	41.3	-32.8	0.0	-1.2	0.0	0.0	9.7
3588	594331.36	4782611.83	0.10	0	N	315	40.9	-32.8	0.0	2.6	0.0	0.0	5.6
3604	594335.86	4782627.66	0.10	0	D	80	30.2	-35.4	0.0	-5.7	0.0	0.0	0.5
3604	594335.86	4782627.66	0.10	0	D	100	32.5	-35.4	0.0	-5.5	0.0	0.0	2.6
3604	594335.86	4782627.66	0.10	0	D	125	34.2	-35.4	0.0	-5.2	0.0	0.0	4.1
3604	594335.86	4782627.66	0.10	0	D	160	36.1	-35.4	0.0	-4.6	0.0	0.0	5.4
3604	594335.86	4782627.66	0.10	0	D	200	38.2	-35.4	0.0	-3.6	0.0	0.0	6.4

Road, TNM, Name: "Nebo north", ID: "!03!01!nebo_n"													
Nr.	X	Y	Z	Refl.	DEN	Freq.	Lw	Ad	Aair	Agr	Afol	RL	Lr
	(m)	(m)	(m)			(Hz)	dB(A)	(dB)	(dB)	(dB)	(dB)	(dB)	dB(A)
3604	594335.86	4782627.66	0.10	0	D	250	41.4	-35.4	0.0	-1.2	0.0	0.0	7.2
3604	594335.86	4782627.66	0.10	0	D	315	41.0	-35.4	0.0	2.6	0.0	0.0	3.0
3604	594335.86	4782627.66	0.10	0	N	80	30.1	-35.4	0.0	-5.7	0.0	0.0	0.4
3604	594335.86	4782627.66	0.10	0	N	100	32.4	-35.4	0.0	-5.5	0.0	0.0	2.6
3604	594335.86	4782627.66	0.10	0	N	125	34.1	-35.4	0.0	-5.2	0.0	0.0	4.0
3604	594335.86	4782627.66	0.10	0	N	160	36.1	-35.4	0.0	-4.6	0.0	0.0	5.3
3604	594335.86	4782627.66	0.10	0	N	200	38.1	-35.4	0.0	-3.6	0.0	0.0	6.3
3604	594335.86	4782627.66	0.10	0	N	250	41.3	-35.4	0.0	-1.2	0.0	0.0	7.1
3604	594335.86	4782627.66	0.10	0	N	315	40.9	-35.4	0.0	2.6	0.0	0.0	2.9
3620	594336.60	4782597.35	0.10	0	D	100	32.5	-37.6	0.0	-5.5	0.0	0.0	0.4
3620	594336.60	4782597.35	0.10	0	D	125	34.2	-37.6	0.0	-5.2	0.0	0.0	1.8
3620	594336.60	4782597.35	0.10	0	D	160	36.1	-37.6	0.0	-4.6	0.0	0.0	3.2
3620	594336.60	4782597.35	0.10	0	D	200	38.2	-37.6	0.0	-3.6	0.0	0.0	4.1
3620	594336.60	4782597.35	0.10	0	D	250	41.4	-37.6	0.0	-1.1	0.0	0.0	4.9
3620	594336.60	4782597.35	0.10	0	D	315	41.0	-37.6	0.0	2.7	0.0	0.0	0.7
3620	594336.60	4782597.35	0.10	0	N	100	32.4	-37.6	0.0	-5.5	0.0	0.0	0.3
3620	594336.60	4782597.35	0.10	0	N	125	34.1	-37.6	0.0	-5.2	0.0	0.0	1.7
3620	594336.60	4782597.35	0.10	0	N	160	36.1	-37.6	0.0	-4.6	0.0	0.0	3.1
3620	594336.60	4782597.35	0.10	0	N	200	38.1	-37.6	0.0	-3.6	0.0	0.0	4.1
3620	594336.60	4782597.35	0.10	0	N	250	41.3	-37.6	0.0	-1.1	0.0	0.0	4.8
3620	594336.60	4782597.35	0.10	0	N	315	40.9	-37.6	0.0	2.7	0.0	0.0	0.6
3636	594340.52	4782611.14	0.10	0	D	80	30.2	-32.9	0.0	-5.7	0.0	0.0	3.0
3636	594340.52	4782611.14	0.10	0	D	100	32.5	-32.9	0.0	-5.5	0.0	0.0	5.1
3636	594340.52	4782611.14	0.10	0	D	125	34.2	-32.9	0.0	-5.2	0.0	0.0	6.5
3636	594340.52	4782611.14	0.10	0	D	160	36.1	-32.9	0.0	-4.6	0.0	0.0	7.9
3636	594340.52	4782611.14	0.10	0	D	200	38.2	-32.9	0.0	-3.6	0.0	0.0	8.9
3636	594340.52	4782611.14	0.10	0	D	250	41.4	-32.9	0.0	-1.1	0.0	0.0	9.6
3636	594340.52	4782611.14	0.10	0	D	315	41.0	-32.9	0.0	2.7	0.0	0.0	5.4
3636	594340.52	4782611.14	0.10	0	N	80	30.1	-32.9	0.0	-5.7	0.0	0.0	2.9
3636	594340.52	4782611.14	0.10	0	N	100	32.4	-32.9	0.0	-5.5	0.0	0.0	5.1
3636	594340.52	4782611.14	0.10	0	N	125	34.1	-32.9	0.0	-5.2	0.0	0.0	6.5
3636	594340.52	4782611.14	0.10	0	N	160	36.1	-32.9	0.0	-4.6	0.0	0.0	7.8
3636	594340.52	4782611.14	0.10	0	N	200	38.1	-32.9	0.0	-3.6	0.0	0.0	8.8
3636	594340.52	4782611.14	0.10	0	N	250	41.3	-32.9	0.0	-1.1	0.0	0.0	9.6
3636	594340.52	4782611.14	0.10	0	N	315	40.9	-32.9	0.0	2.7	0.0	0.0	5.3
3652	594344.79	4782626.19	0.10	0	D	100	32.5	-36.4	0.0	-5.5	0.0	0.0	1.6
3652	594344.79	4782626.19	0.10	0	D	125	34.2	-36.4	0.0	-5.2	0.0	0.0	3.0
3652	594344.79	4782626.19	0.10	0	D	160	36.1	-36.4	0.0	-4.6	0.0	0.0	4.4
3652	594344.79	4782626.19	0.10	0	D	200	38.2	-36.4	0.0	-3.5	0.0	0.0	5.4
3652	594344.79	4782626.19	0.10	0	D	250	41.4	-36.4	0.0	-1.1	0.0	0.0	6.1
3652	594344.79	4782626.19	0.10	0	D	315	41.0	-36.4	0.0	2.8	0.0	0.0	1.8
3652	594344.79	4782626.19	0.10	0	N	100	32.4	-36.4	0.0	-5.5	0.0	0.0	1.6
3652	594344.79	4782626.19	0.10	0	N	125	34.1	-36.4	0.0	-5.2	0.0	0.0	3.0
3652	594344.79	4782626.19	0.10	0	N	160	36.1	-36.4	0.0	-4.6	0.0	0.0	4.3
3652	594344.79	4782626.19	0.10	0	N	200	38.1	-36.4	0.0	-3.5	0.0	0.0	5.3
3652	594344.79	4782626.19	0.10	0	N	250	41.3	-36.4	0.0	-1.1	0.0	0.0	6.0
3652	594344.79	4782626.19	0.10	0	N	315	40.9	-36.4	0.0	2.8	0.0	0.0	1.8

Road, TNM, Name: "Dartnall North", ID: "!03!01!Dartnall _N"													
Nr.	X	Y	Z	Refl.	DEN	Freq.	Lw	Ad	Aair	Agr	Afol	RL	Lr
	(m)	(m)	(m)			(Hz)	dB(A)	(dB)	(dB)	(dB)	(dB)	(dB)	dB(A)
2758	594869.04	4782474.94	0.10	0	D	160	38.8	-42.6	0.0	-4.0	0.0	0.0	0.2
2758	594869.04	4782474.94	0.10	0	D	200	40.8	-42.6	0.0	-2.2	0.0	0.0	0.4
2758	594869.04	4782474.94	0.10	0	N	160	38.7	-42.6	0.0	-4.0	0.0	0.0	0.1
2758	594869.04	4782474.94	0.10	0	N	200	40.7	-42.6	0.0	-2.2	0.0	0.0	0.3
2790	594884.41	4782554.36	0.10	0	D	63	29.1	-31.4	0.0	-5.8	0.0	0.0	3.5
2790	594884.41	4782554.36	0.10	0	D	80	33.1	-31.4	0.0	-5.6	0.0	0.0	7.3
2790	594884.41	4782554.36	0.10	0	D	100	35.4	-31.4	0.0	-5.3	0.0	0.0	9.3
2790	594884.41	4782554.36	0.10	0	D	125	37.0	-31.4	0.0	-4.9	0.0	0.0	10.5
2790	594884.41	4782554.36	0.10	0	D	160	38.8	-31.4	0.0	-4.0	0.0	0.0	11.4
2790	594884.41	4782554.36	0.10	0	D	200	40.8	-31.4	0.0	-2.2	0.0	0.0	11.6
2790	594884.41	4782554.36	0.10	0	D	250	44.0	-31.4	0.0	4.3	0.0	0.0	8.3
2790	594884.41	4782554.36	0.10	0	D	315	44.1	-31.4	0.0	11.8	0.0	0.0	0.9

Road, TNM, Name: "Dartnall North", ID: "!03!01!Dartnall _N"													
Nr.	X	Y	Z	Refl.	DEN	Freq.	Lw	Ad	Aair	Agr	Afol	RL	Lr
	(m)	(m)	(m)			(Hz)	dB(A)	(dB)	(dB)	(dB)	(dB)	(dB)	dB(A)
2790	594884.41	4782554.36	0.10	0	N	63	29.0	-31.4	0.0	-5.8	0.0	0.0	3.4
2790	594884.41	4782554.36	0.10	0	N	80	33.0	-31.4	0.0	-5.6	0.0	0.0	7.2
2790	594884.41	4782554.36	0.10	0	N	100	35.3	-31.4	0.0	-5.3	0.0	0.0	9.2
2790	594884.41	4782554.36	0.10	0	N	125	36.9	-31.4	0.0	-4.9	0.0	0.0	10.4
2790	594884.41	4782554.36	0.10	0	N	160	38.7	-31.4	0.0	-4.0	0.0	0.0	11.3
2790	594884.41	4782554.36	0.10	0	N	200	40.7	-31.4	0.0	-2.2	0.0	0.0	11.6
2790	594884.41	4782554.36	0.10	0	N	250	43.9	-31.4	0.0	4.3	0.0	0.0	8.2
2790	594884.41	4782554.36	0.10	0	N	315	44.0	-31.4	0.0	11.8	0.0	0.0	0.8
2854	594880.86	4782472.88	0.10	0	D	160	38.8	-42.7	0.0	-4.0	0.0	0.0	0.1
2854	594880.86	4782472.88	0.10	0	D	200	40.8	-42.7	0.0	-2.2	0.0	0.0	0.3
2854	594880.86	4782472.88	0.10	0	N	160	38.7	-42.7	0.0	-4.0	0.0	0.0	0.0
2854	594880.86	4782472.88	0.10	0	N	200	40.7	-42.7	0.0	-2.2	0.0	0.0	0.3
2886	594896.23	4782552.23	0.10	0	D	63	29.1	-31.5	0.0	-5.8	0.0	0.0	3.3
2886	594896.23	4782552.23	0.10	0	D	80	33.1	-31.5	0.0	-5.6	0.0	0.0	7.2
2886	594896.23	4782552.23	0.10	0	D	100	35.4	-31.5	0.0	-5.3	0.0	0.0	9.2
2886	594896.23	4782552.23	0.10	0	D	125	37.0	-31.5	0.0	-4.9	0.0	0.0	10.3
2886	594896.23	4782552.23	0.10	0	D	160	38.8	-31.5	0.0	-4.0	0.0	0.0	11.2
2886	594896.23	4782552.23	0.10	0	D	200	40.8	-31.5	0.0	-2.2	0.0	0.0	11.5
2886	594896.23	4782552.23	0.10	0	D	250	44.0	-31.5	0.0	4.4	0.0	0.0	8.0
2886	594896.23	4782552.23	0.10	0	D	315	44.1	-31.5	0.0	12.0	0.0	0.0	0.6
2886	594896.23	4782552.23	0.10	0	N	63	29.0	-31.5	0.0	-5.8	0.0	0.0	3.3
2886	594896.23	4782552.23	0.10	0	N	80	33.0	-31.5	0.0	-5.6	0.0	0.0	7.1
2886	594896.23	4782552.23	0.10	0	N	100	35.3	-31.5	0.0	-5.3	0.0	0.0	9.1
2886	594896.23	4782552.23	0.10	0	N	125	36.9	-31.5	0.0	-4.9	0.0	0.0	10.3
2886	594896.23	4782552.23	0.10	0	N	160	38.7	-31.5	0.0	-4.0	0.0	0.0	11.2
2886	594896.23	4782552.23	0.10	0	N	200	40.7	-31.5	0.0	-2.2	0.0	0.0	11.4
2886	594896.23	4782552.23	0.10	0	N	250	43.9	-31.5	0.0	4.4	0.0	0.0	8.0
2886	594896.23	4782552.23	0.10	0	N	315	44.0	-31.5	0.0	12.0	0.0	0.0	0.5
2934	594838.68	4782368.34	0.10	0	D	80	33.1	-37.8	0.0	-5.6	0.0	0.0	0.9
2934	594838.68	4782368.34	0.10	0	D	100	35.4	-37.8	0.0	-5.3	0.0	0.0	3.0
2934	594838.68	4782368.34	0.10	0	D	125	37.0	-37.8	0.0	-4.9	0.0	0.0	4.1
2934	594838.68	4782368.34	0.10	0	D	160	38.8	-37.8	0.0	-4.0	0.0	0.0	5.0
2934	594838.68	4782368.34	0.10	0	D	200	40.8	-37.8	0.0	-2.3	0.0	0.0	5.3
2934	594838.68	4782368.34	0.10	0	D	250	44.0	-37.8	0.0	4.2	0.0	0.0	2.0
2934	594838.68	4782368.34	0.10	0	N	80	33.0	-37.8	0.0	-5.6	0.0	0.0	0.9
2934	594838.68	4782368.34	0.10	0	N	100	35.3	-37.8	0.0	-5.3	0.0	0.0	2.9
2934	594838.68	4782368.34	0.10	0	N	125	36.9	-37.8	0.0	-4.9	0.0	0.0	4.0
2934	594838.68	4782368.34	0.10	0	N	160	38.7	-37.8	0.0	-4.0	0.0	0.0	5.0
2934	594838.68	4782368.34	0.10	0	N	200	40.7	-37.8	0.0	-2.3	0.0	0.0	5.2
2934	594838.68	4782368.34	0.10	0	N	250	43.9	-37.8	0.0	4.2	0.0	0.0	2.0
2966	594850.84	4782409.94	0.10	0	D	80	33.1	-37.4	0.0	-5.6	0.0	0.0	1.3
2966	594850.84	4782409.94	0.10	0	D	100	35.4	-37.4	0.0	-5.3	0.0	0.0	3.3
2966	594850.84	4782409.94	0.10	0	D	125	37.0	-37.4	0.0	-4.9	0.0	0.0	4.5
2966	594850.84	4782409.94	0.10	0	D	160	38.8	-37.4	0.0	-4.0	0.0	0.0	5.4
2966	594850.84	4782409.94	0.10	0	D	200	40.8	-37.4	0.0	-2.3	0.0	0.0	5.7
2966	594850.84	4782409.94	0.10	0	D	250	44.0	-37.4	0.0	4.2	0.0	0.0	2.4
2966	594850.84	4782409.94	0.10	0	N	80	33.0	-37.4	0.0	-5.6	0.0	0.0	1.3
2966	594850.84	4782409.94	0.10	0	N	100	35.3	-37.4	0.0	-5.3	0.0	0.0	3.3
2966	594850.84	4782409.94	0.10	0	N	125	36.9	-37.4	0.0	-4.9	0.0	0.0	4.4
2966	594850.84	4782409.94	0.10	0	N	160	38.7	-37.4	0.0	-4.0	0.0	0.0	5.3
2966	594850.84	4782409.94	0.10	0	N	200	40.7	-37.4	0.0	-2.3	0.0	0.0	5.6
2966	594850.84	4782409.94	0.10	0	N	250	43.9	-37.4	0.0	4.2	0.0	0.0	2.3
2982	594859.03	4782437.98	0.10	0	D	100	35.4	-39.7	0.0	-5.3	0.0	0.0	1.0
2982	594859.03	4782437.98	0.10	0	D	125	37.0	-39.7	0.0	-4.9	0.0	0.0	2.2
2982	594859.03	4782437.98	0.10	0	D	160	38.8	-39.7	0.0	-4.0	0.0	0.0	3.1
2982	594859.03	4782437.98	0.10	0	D	200	40.8	-39.7	0.0	-2.2	0.0	0.0	3.4
2982	594859.03	4782437.98	0.10	0	D	250	44.0	-39.7	0.0	4.2	0.0	0.0	0.1
2982	594859.03	4782437.98	0.10	0	N	100	35.3	-39.7	0.0	-5.3	0.0	0.0	1.0
2982	594859.03	4782437.98	0.10	0	N	125	36.9	-39.7	0.0	-4.9	0.0	0.0	2.1
2982	594859.03	4782437.98	0.10	0	N	160	38.7	-39.7	0.0	-4.0	0.0	0.0	3.0
2982	594859.03	4782437.98	0.10	0	N	200	40.7	-39.7	0.0	-2.2	0.0	0.0	3.3
2982	594859.03	4782437.98	0.10	0	N	250	43.9	-39.7	0.0	4.2	0.0	0.0	0.0
3030	594850.20	4782364.98	0.10	0	D	80	33.1	-37.8	0.0	-5.6	0.0	0.0	0.9

Road, TNM, Name: "Dartnall North", ID: "!03!01!Dartnall _N"													
Nr.	X	Y	Z	Refl.	DEN	Freq.	Lw	Ad	Aair	Agr	Afol	RL	Lr
	(m)	(m)	(m)			(Hz)	dB(A)	(dB)	(dB)	(dB)	(dB)	(dB)	dB(A)
3030	594850.20	4782364.98	0.10	0	D	100	35.4	-37.8	0.0	-5.3	0.0	0.0	2.9
3030	594850.20	4782364.98	0.10	0	D	125	37.0	-37.8	0.0	-4.9	0.0	0.0	4.1
3030	594850.20	4782364.98	0.10	0	D	160	38.8	-37.8	0.0	-4.0	0.0	0.0	5.0
3030	594850.20	4782364.98	0.10	0	D	200	40.8	-37.8	0.0	-2.2	0.0	0.0	5.2
3030	594850.20	4782364.98	0.10	0	D	250	44.0	-37.8	0.0	4.3	0.0	0.0	1.9
3030	594850.20	4782364.98	0.10	0	N	80	33.0	-37.8	0.0	-5.6	0.0	0.0	0.8
3030	594850.20	4782364.98	0.10	0	N	100	35.3	-37.8	0.0	-5.3	0.0	0.0	2.8
3030	594850.20	4782364.98	0.10	0	N	125	36.9	-37.8	0.0	-4.9	0.0	0.0	4.0
3030	594850.20	4782364.98	0.10	0	N	160	38.7	-37.8	0.0	-4.0	0.0	0.0	4.9
3030	594850.20	4782364.98	0.10	0	N	200	40.7	-37.8	0.0	-2.2	0.0	0.0	5.2
3030	594850.20	4782364.98	0.10	0	N	250	43.9	-37.8	0.0	4.3	0.0	0.0	1.8
3062	594862.50	4782407.08	0.10	0	D	80	33.1	-37.4	0.0	-5.6	0.0	0.0	1.3
3062	594862.50	4782407.08	0.10	0	D	100	35.4	-37.4	0.0	-5.3	0.0	0.0	3.3
3062	594862.50	4782407.08	0.10	0	D	125	37.0	-37.4	0.0	-4.9	0.0	0.0	4.4
3062	594862.50	4782407.08	0.10	0	D	160	38.8	-37.4	0.0	-4.0	0.0	0.0	5.4
3062	594862.50	4782407.08	0.10	0	D	200	40.8	-37.4	0.0	-2.2	0.0	0.0	5.6
3062	594862.50	4782407.08	0.10	0	D	250	44.0	-37.4	0.0	4.3	0.0	0.0	2.2
3062	594862.50	4782407.08	0.10	0	N	80	33.0	-37.4	0.0	-5.6	0.0	0.0	1.2
3062	594862.50	4782407.08	0.10	0	N	100	35.3	-37.4	0.0	-5.3	0.0	0.0	3.2
3062	594862.50	4782407.08	0.10	0	N	125	36.9	-37.4	0.0	-4.9	0.0	0.0	4.4
3062	594862.50	4782407.08	0.10	0	N	160	38.7	-37.4	0.0	-4.0	0.0	0.0	5.3
3062	594862.50	4782407.08	0.10	0	N	200	40.7	-37.4	0.0	-2.2	0.0	0.0	5.5
3062	594862.50	4782407.08	0.10	0	N	250	43.9	-37.4	0.0	4.3	0.0	0.0	2.2
3078	594870.65	4782434.98	0.10	0	D	100	35.4	-39.9	0.0	-5.3	0.0	0.0	0.8
3078	594870.65	4782434.98	0.10	0	D	125	37.0	-39.9	0.0	-4.9	0.0	0.0	1.9
3078	594870.65	4782434.98	0.10	0	D	160	38.8	-39.9	0.0	-4.0	0.0	0.0	2.8
3078	594870.65	4782434.98	0.10	0	D	200	40.8	-39.9	0.0	-2.2	0.0	0.0	3.1
3078	594870.65	4782434.98	0.10	0	N	100	35.3	-39.9	0.0	-5.3	0.0	0.0	0.7
3078	594870.65	4782434.98	0.10	0	N	125	36.9	-39.9	0.0	-4.9	0.0	0.0	1.8
3078	594870.65	4782434.98	0.10	0	N	160	38.7	-39.9	0.0	-4.0	0.0	0.0	2.8
3078	594870.65	4782434.98	0.10	0	N	200	40.7	-39.9	0.0	-2.2	0.0	0.0	3.0

Road, TNM, Name: "Gage south", ID: "!03!01!Gage_s"													
Nr.	X	Y	Z	Refl.	DEN	Freq.	Lw	Ad	Aair	Agr	Afol	RL	Lr
	(m)	(m)	(m)			(Hz)	dB(A)	(dB)	(dB)	(dB)	(dB)	(dB)	dB(A)
3158	593067.17	4782678.99	0.10	0	D	125	31.0	-36.0	0.0	-5.0	0.0	0.0	0.0
3158	593067.17	4782678.99	0.10	0	D	160	32.6	-36.0	0.0	-4.1	0.0	0.0	0.8
3158	593067.17	4782678.99	0.10	0	D	200	34.5	-36.0	0.0	-2.5	0.0	0.0	1.1
3158	593067.17	4782678.99	0.10	0	N	160	32.6	-36.0	0.0	-4.1	0.0	0.0	0.7
3158	593067.17	4782678.99	0.10	0	N	200	34.5	-36.0	0.0	-2.5	0.0	0.0	1.0
3174	593079.51	4782719.80	0.10	0	D	100	29.5	-34.4	0.0	-5.4	0.0	0.0	0.5
3174	593079.51	4782719.80	0.10	0	D	125	31.0	-34.4	0.0	-5.0	0.0	0.0	1.6
3174	593079.51	4782719.80	0.10	0	D	160	32.6	-34.4	0.0	-4.1	0.0	0.0	2.4
3174	593079.51	4782719.80	0.10	0	D	200	34.5	-34.4	0.0	-2.6	0.0	0.0	2.7
3174	593079.51	4782719.80	0.10	0	D	250	37.5	-34.4	0.0	2.5	0.0	0.0	0.6
3174	593079.51	4782719.80	0.10	0	N	100	29.5	-34.4	0.0	-5.4	0.0	0.0	0.4
3174	593079.51	4782719.80	0.10	0	N	125	30.9	-34.4	0.0	-5.0	0.0	0.0	1.5
3174	593079.51	4782719.80	0.10	0	N	160	32.6	-34.4	0.0	-4.1	0.0	0.0	2.3
3174	593079.51	4782719.80	0.10	0	N	200	34.5	-34.4	0.0	-2.6	0.0	0.0	2.6
3174	593079.51	4782719.80	0.10	0	N	250	37.5	-34.4	0.0	2.5	0.0	0.0	0.6
3365	593070.15	4782678.46	0.10	0	D	125	31.0	-35.8	0.0	-5.0	0.0	0.0	0.1
3365	593070.15	4782678.46	0.10	0	D	160	32.6	-35.8	0.0	-4.1	0.0	0.0	0.9
3365	593070.15	4782678.46	0.10	0	D	200	34.5	-35.8	0.0	-2.5	0.0	0.0	1.2
3365	593070.15	4782678.46	0.10	0	N	125	30.9	-35.8	0.0	-5.0	0.0	0.0	0.1
3365	593070.15	4782678.46	0.10	0	N	160	32.6	-35.8	0.0	-4.1	0.0	0.0	0.9
3365	593070.15	4782678.46	0.10	0	N	200	34.5	-35.8	0.0	-2.5	0.0	0.0	1.1
3381	593082.55	4782719.51	0.10	0	D	100	29.5	-34.4	0.0	-5.4	0.0	0.0	0.5
3381	593082.55	4782719.51	0.10	0	D	125	31.0	-34.4	0.0	-5.0	0.0	0.0	1.6
3381	593082.55	4782719.51	0.10	0	D	160	32.6	-34.4	0.0	-4.1	0.0	0.0	2.4
3381	593082.55	4782719.51	0.10	0	D	200	34.5	-34.4	0.0	-2.6	0.0	0.0	2.7
3381	593082.55	4782719.51	0.10	0	D	250	37.5	-34.4	0.0	2.5	0.0	0.0	0.7
3381	593082.55	4782719.51	0.10	0	N	100	29.5	-34.4	0.0	-5.4	0.0	0.0	0.5
3381	593082.55	4782719.51	0.10	0	N	125	30.9	-34.4	0.0	-5.0	0.0	0.0	1.5

Road, TNM, Name: "Gage south", ID: "!03!01!Gage_s"													
Nr.	X	Y	Z	Refl.	DEN	Freq.	Lw	Ad	Aair	Agr	Afol	RL	Lr
	(m)	(m)	(m)			(Hz)	dB(A)	(dB)	(dB)	(dB)	(dB)	(dB)	dB(A)
3381	593082.55	4782719.51	0.10	0	N	160	32.6	-34.4	0.0	-4.1	0.0	0.0	2.3
3381	593082.55	4782719.51	0.10	0	N	200	34.5	-34.4	0.0	-2.6	0.0	0.0	2.6
3381	593082.55	4782719.51	0.10	0	N	250	37.5	-34.4	0.0	2.5	0.0	0.0	0.6

Road, TNM, Name: "Dartnall south", ID: "!03!01!Dartnall _S"													
Nr.	X	Y	Z	Refl.	DEN	Freq.	Lw	Ad	Aair	Agr	Afol	RL	Lr
	(m)	(m)	(m)			(Hz)	dB(A)	(dB)	(dB)	(dB)	(dB)	(dB)	dB(A)
3668	594819.61	4782262.22	0.10	0	D	80	30.4	-32.6	0.0	-5.6	0.0	0.0	3.4
3668	594819.61	4782262.22	0.10	0	D	100	32.7	-32.6	0.0	-5.3	0.0	0.0	5.4
3668	594819.61	4782262.22	0.10	0	D	125	34.2	-32.6	0.0	-4.9	0.0	0.0	6.5
3668	594819.61	4782262.22	0.10	0	D	160	36.0	-32.6	0.0	-4.0	0.0	0.0	7.4
3668	594819.61	4782262.22	0.10	0	D	200	38.0	-32.6	0.0	-2.2	0.0	0.0	7.6
3668	594819.61	4782262.22	0.10	0	D	250	41.2	-32.6	0.0	4.4	0.0	0.0	4.2
3668	594819.61	4782262.22	0.10	0	N	80	30.3	-32.6	0.0	-5.6	0.0	0.0	3.3
3668	594819.61	4782262.22	0.10	0	N	100	32.6	-32.6	0.0	-5.3	0.0	0.0	5.4
3668	594819.61	4782262.22	0.10	0	N	125	34.1	-32.6	0.0	-4.9	0.0	0.0	6.4
3668	594819.61	4782262.22	0.10	0	N	160	35.9	-32.6	0.0	-4.0	0.0	0.0	7.3
3668	594819.61	4782262.22	0.10	0	N	200	37.9	-32.6	0.0	-2.2	0.0	0.0	7.5
3668	594819.61	4782262.22	0.10	0	N	250	41.1	-32.6	0.0	4.4	0.0	0.0	4.2
3684	594810.95	4782264.65	0.10	0	D	80	30.4	-32.5	0.0	-5.6	0.0	0.0	3.5
3684	594810.95	4782264.65	0.10	0	D	100	32.7	-32.5	0.0	-5.3	0.0	0.0	5.5
3684	594810.95	4782264.65	0.10	0	D	125	34.2	-32.5	0.0	-4.9	0.0	0.0	6.6
3684	594810.95	4782264.65	0.10	0	D	160	36.0	-32.5	0.0	-4.0	0.0	0.0	7.4
3684	594810.95	4782264.65	0.10	0	D	200	38.0	-32.5	0.0	-2.2	0.0	0.0	7.7
3684	594810.95	4782264.65	0.10	0	D	250	41.2	-32.5	0.0	4.3	0.0	0.0	4.4
3684	594810.95	4782264.65	0.10	0	N	80	30.3	-32.5	0.0	-5.6	0.0	0.0	3.4
3684	594810.95	4782264.65	0.10	0	N	100	32.6	-32.5	0.0	-5.3	0.0	0.0	5.4
3684	594810.95	4782264.65	0.10	0	N	125	34.1	-32.5	0.0	-4.9	0.0	0.0	6.5
3684	594810.95	4782264.65	0.10	0	N	160	35.9	-32.5	0.0	-4.0	0.0	0.0	7.4
3684	594810.95	4782264.65	0.10	0	N	200	37.9	-32.5	0.0	-2.2	0.0	0.0	7.6
3684	594810.95	4782264.65	0.10	0	N	250	41.1	-32.5	0.0	4.3	0.0	0.0	4.3

Receiver
Name:
ID: POR002
X: 593892.14 m
Y: 4782644.62 m
Z: 1.50 m

Road, TNM, Name: "Rymal6 westbound", ID: "!01!Rymal6_WB"													
Nr.	X	Y	Z	Refl.	DEN	Freq.	Lw	Ad	Aair	Agr	Afol	RL	Lr
	(m)	(m)	(m)			(Hz)	dB(A)	(dB)	(dB)	(dB)	(dB)	(dB)	dB(A)
2	594254.12	4782507.00	0.10	0	D	50	21.3	-24.7	0.0	-6.0	0.0	0.0	2.6
2	594254.12	4782507.00	0.10	0	D	63	28.6	-24.7	0.0	-5.8	0.0	0.0	9.7
2	594254.12	4782507.00	0.10	0	D	80	32.8	-24.7	0.0	-5.7	0.0	0.0	13.8
2	594254.12	4782507.00	0.10	0	D	100	35.1	-24.7	0.0	-5.6	0.0	0.0	15.9
2	594254.12	4782507.00	0.10	0	D	125	36.6	-24.7	0.0	-5.3	0.0	0.0	17.1
2	594254.12	4782507.00	0.10	0	D	160	38.3	-24.7	0.0	-4.7	0.0	0.0	18.3
2	594254.12	4782507.00	0.10	0	D	200	40.3	-24.7	0.0	-3.8	0.0	0.0	19.4
2	594254.12	4782507.00	0.10	0	D	250	43.6	-24.7	0.0	-1.7	0.0	0.0	20.5
2	594254.12	4782507.00	0.10	0	D	315	44.1	-24.7	0.0	1.7	0.0	0.0	17.7
2	594254.12	4782507.00	0.10	0	D	400	44.5	-24.7	0.0	7.7	0.0	0.0	12.0
2	594254.12	4782507.00	0.10	0	D	500	46.9	-24.7	0.0	16.1	0.0	0.0	6.0
2	594254.12	4782507.00	0.10	0	D	630	48.4	-24.7	0.0	23.0	0.0	0.0	0.6
2	594254.12	4782507.00	0.10	0	N	50	21.2	-24.7	0.0	-6.0	0.0	0.0	2.5
2	594254.12	4782507.00	0.10	0	N	63	28.5	-24.7	0.0	-5.8	0.0	0.0	9.6
2	594254.12	4782507.00	0.10	0	N	80	32.7	-24.7	0.0	-5.7	0.0	0.0	13.7
2	594254.12	4782507.00	0.10	0	N	100	35.0	-24.7	0.0	-5.6	0.0	0.0	15.8
2	594254.12	4782507.00	0.10	0	N	125	36.5	-24.7	0.0	-5.3	0.0	0.0	17.1
2	594254.12	4782507.00	0.10	0	N	160	38.3	-24.7	0.0	-4.7	0.0	0.0	18.3
2	594254.12	4782507.00	0.10	0	N	200	40.3	-24.7	0.0	-3.8	0.0	0.0	19.3
2	594254.12	4782507.00	0.10	0	N	250	43.5	-24.7	0.0	-1.7	0.0	0.0	20.5
2	594254.12	4782507.00	0.10	0	N	315	44.0	-24.7	0.0	1.7	0.0	0.0	17.6
2	594254.12	4782507.00	0.10	0	N	400	44.4	-24.7	0.0	7.7	0.0	0.0	12.0
2	594254.12	4782507.00	0.10	0	N	500	46.8	-24.7	0.0	16.1	0.0	0.0	5.9
2	594254.12	4782507.00	0.10	0	N	630	48.3	-24.7	0.0	23.0	0.0	0.0	0.6
4	594156.97	4782537.34	0.10	0	D	50	21.3	-22.0	0.0	-6.0	0.0	0.0	5.3
4	594156.97	4782537.34	0.10	0	D	63	28.6	-22.0	0.0	-5.9	0.0	0.0	12.4
4	594156.97	4782537.34	0.10	0	D	80	32.8	-22.0	0.0	-5.8	0.0	0.0	16.5
4	594156.97	4782537.34	0.10	0	D	100	35.1	-22.0	0.0	-5.6	0.0	0.0	18.6
4	594156.97	4782537.34	0.10	0	D	125	36.6	-22.0	0.0	-5.4	0.0	0.0	19.9
4	594156.97	4782537.34	0.10	0	D	160	38.3	-22.0	0.0	-4.9	0.0	0.0	21.2
4	594156.97	4782537.34	0.10	0	D	200	40.3	-22.0	0.0	-4.2	0.0	0.0	22.5
4	594156.97	4782537.34	0.10	0	D	250	43.6	-22.0	0.0	-2.7	0.0	0.0	24.2
4	594156.97	4782537.34	0.10	0	D	315	44.1	-22.0	0.0	-0.1	0.0	0.0	22.1
4	594156.97	4782537.34	0.10	0	D	400	44.5	-22.0	0.0	4.6	0.0	0.0	17.8
4	594156.97	4782537.34	0.10	0	D	500	46.9	-22.0	0.0	11.6	0.0	0.0	13.2
4	594156.97	4782537.34	0.10	0	D	630	48.4	-22.0	0.0	19.4	0.0	0.0	6.9
4	594156.97	4782537.34	0.10	0	D	800	47.2	-22.0	0.0	22.3	0.0	0.0	2.9
4	594156.97	4782537.34	0.10	0	D	1000	47.8	-22.0	0.0	23.5	0.0	0.0	2.3
4	594156.97	4782537.34	0.10	0	N	50	21.2	-22.0	0.0	-6.0	0.0	0.0	5.2
4	594156.97	4782537.34	0.10	0	N	63	28.5	-22.0	0.0	-5.9	0.0	0.0	12.3
4	594156.97	4782537.34	0.10	0	N	80	32.7	-22.0	0.0	-5.8	0.0	0.0	16.4
4	594156.97	4782537.34	0.10	0	N	100	35.0	-22.0	0.0	-5.6	0.0	0.0	18.6
4	594156.97	4782537.34	0.10	0	N	125	36.5	-22.0	0.0	-5.4	0.0	0.0	19.9
4	594156.97	4782537.34	0.10	0	N	160	38.3	-22.0	0.0	-4.9	0.0	0.0	21.2
4	594156.97	4782537.34	0.10	0	N	200	40.3	-22.0	0.0	-4.2	0.0	0.0	22.4
4	594156.97	4782537.34	0.10	0	N	250	43.5	-22.0	0.0	-2.7	0.0	0.0	24.2
4	594156.97	4782537.34	0.10	0	N	315	44.0	-22.0	0.0	-0.1	0.0	0.0	22.1
4	594156.97	4782537.34	0.10	0	N	400	44.4	-22.0	0.0	4.6	0.0	0.0	17.8
4	594156.97	4782537.34	0.10	0	N	500	46.8	-22.0	0.0	11.6	0.0	0.0	13.1
4	594156.97	4782537.34	0.10	0	N	630	48.3	-22.0	0.0	19.4	0.0	0.0	6.8
4	594156.97	4782537.34	0.10	0	N	800	47.1	-22.0	0.0	22.3	0.0	0.0	2.8
4	594156.97	4782537.34	0.10	0	N	1000	47.7	-22.0	0.0	23.5	0.0	0.0	2.2

Road, TNM, Name: "Rymal6 westbound", ID: "!01!Rymal6_WB"													
Nr.	X	Y	Z	Refl.	DEN	Freq.	Lw	Ad	Aair	Agr	Afol	RL	Lr
	(m)	(m)	(m)			(Hz)	dB(A)	(dB)	(dB)	(dB)	(dB)	(dB)	dB(A)
6	594084.10	4782560.09	0.10	0	D	50	21.3	-22.4	0.0	-6.0	0.0	0.0	4.9
6	594084.10	4782560.09	0.10	0	D	63	28.6	-22.4	0.0	-5.9	0.0	0.0	12.0
6	594084.10	4782560.09	0.10	0	D	80	32.8	-22.4	0.0	-5.8	0.0	0.0	16.1
6	594084.10	4782560.09	0.10	0	D	100	35.1	-22.4	0.0	-5.7	0.0	0.0	18.3
6	594084.10	4782560.09	0.10	0	D	125	36.6	-22.4	0.0	-5.5	0.0	0.0	19.6
6	594084.10	4782560.09	0.10	0	D	160	38.3	-22.4	0.0	-5.1	0.0	0.0	21.0
6	594084.10	4782560.09	0.10	0	D	200	40.3	-22.4	0.0	-4.5	0.0	0.0	22.4
6	594084.10	4782560.09	0.10	0	D	250	43.6	-22.4	0.0	-3.4	0.0	0.0	24.5
6	594084.10	4782560.09	0.10	0	D	315	44.1	-22.4	0.0	-1.4	0.0	0.0	23.0
6	594084.10	4782560.09	0.10	0	D	400	44.5	-22.4	0.0	2.2	0.0	0.0	19.8
6	594084.10	4782560.09	0.10	0	D	500	46.9	-22.4	0.0	7.8	0.0	0.0	16.7
6	594084.10	4782560.09	0.10	0	D	630	48.4	-22.4	0.0	15.3	0.0	0.0	10.6
6	594084.10	4782560.09	0.10	0	D	800	47.2	-22.4	0.0	19.2	0.0	0.0	5.5
6	594084.10	4782560.09	0.10	0	D	1000	47.8	-22.4	0.0	20.5	0.0	0.0	4.8
6	594084.10	4782560.09	0.10	0	D	1250	46.7	-22.4	0.0	21.9	0.0	0.0	2.3
6	594084.10	4782560.09	0.10	0	N	50	21.2	-22.4	0.0	-6.0	0.0	0.0	4.8
6	594084.10	4782560.09	0.10	0	N	63	28.5	-22.4	0.0	-5.9	0.0	0.0	11.9
6	594084.10	4782560.09	0.10	0	N	80	32.7	-22.4	0.0	-5.8	0.0	0.0	16.1
6	594084.10	4782560.09	0.10	0	N	100	35.0	-22.4	0.0	-5.7	0.0	0.0	18.2
6	594084.10	4782560.09	0.10	0	N	125	36.5	-22.4	0.0	-5.5	0.0	0.0	19.6
6	594084.10	4782560.09	0.10	0	N	160	38.3	-22.4	0.0	-5.1	0.0	0.0	21.0
6	594084.10	4782560.09	0.10	0	N	200	40.3	-22.4	0.0	-4.5	0.0	0.0	22.4
6	594084.10	4782560.09	0.10	0	N	250	43.5	-22.4	0.0	-3.4	0.0	0.0	24.5
6	594084.10	4782560.09	0.10	0	N	315	44.0	-22.4	0.0	-1.4	0.0	0.0	23.0
6	594084.10	4782560.09	0.10	0	N	400	44.4	-22.4	0.0	2.2	0.0	0.0	19.8
6	594084.10	4782560.09	0.10	0	N	500	46.8	-22.4	0.0	7.8	0.0	0.0	16.6
6	594084.10	4782560.09	0.10	0	N	630	48.3	-22.4	0.0	15.3	0.0	0.0	10.6
6	594084.10	4782560.09	0.10	0	N	800	47.1	-22.4	0.0	19.2	0.0	0.0	5.5
6	594084.10	4782560.09	0.10	0	N	1000	47.7	-22.4	0.0	20.5	0.0	0.0	4.8
6	594084.10	4782560.09	0.10	0	N	1250	46.7	-22.4	0.0	21.9	0.0	0.0	2.3
9	594035.52	4782575.25	0.10	0	D	50	21.3	-20.0	0.0	-6.0	0.0	0.0	7.3
9	594035.52	4782575.25	0.10	0	D	63	28.6	-20.0	0.0	-5.9	0.0	0.0	14.5
9	594035.52	4782575.25	0.10	0	D	80	32.8	-20.0	0.0	-5.8	0.0	0.0	18.6
9	594035.52	4782575.25	0.10	0	D	100	35.1	-20.0	0.0	-5.7	0.0	0.0	20.8
9	594035.52	4782575.25	0.10	0	D	125	36.6	-20.0	0.0	-5.6	0.0	0.0	22.2
9	594035.52	4782575.25	0.10	0	D	160	38.3	-20.0	0.0	-5.3	0.0	0.0	23.6
9	594035.52	4782575.25	0.10	0	D	200	40.3	-20.0	0.0	-4.8	0.0	0.0	25.1
9	594035.52	4782575.25	0.10	0	D	250	43.6	-20.0	0.0	-3.9	0.0	0.0	27.4
9	594035.52	4782575.25	0.10	0	D	315	44.1	-20.0	0.0	-2.3	0.0	0.0	26.3
9	594035.52	4782575.25	0.10	0	D	400	44.5	-20.0	0.0	0.6	0.0	0.0	23.9
9	594035.52	4782575.25	0.10	0	D	500	46.9	-20.0	0.0	5.0	0.0	0.0	21.8
9	594035.52	4782575.25	0.10	0	D	630	48.4	-20.0	0.0	11.5	0.0	0.0	16.8
9	594035.52	4782575.25	0.10	0	D	800	47.2	-20.0	0.0	16.4	0.0	0.0	10.8
9	594035.52	4782575.25	0.10	0	D	1000	47.8	-20.0	0.0	17.9	0.0	0.0	9.9
9	594035.52	4782575.25	0.10	0	D	1250	46.7	-20.0	0.0	19.3	0.0	0.0	7.4
9	594035.52	4782575.25	0.10	0	D	1600	46.1	-20.0	0.0	21.3	0.0	0.0	4.8
9	594035.52	4782575.25	0.10	0	D	2000	45.3	-20.0	0.0	23.4	0.0	0.0	1.9
9	594035.52	4782575.25	0.10	0	N	50	21.2	-20.0	0.0	-6.0	0.0	0.0	7.2
9	594035.52	4782575.25	0.10	0	N	63	28.5	-20.0	0.0	-5.9	0.0	0.0	14.4
9	594035.52	4782575.25	0.10	0	N	80	32.7	-20.0	0.0	-5.8	0.0	0.0	18.5
9	594035.52	4782575.25	0.10	0	N	100	35.0	-20.0	0.0	-5.7	0.0	0.0	20.7
9	594035.52	4782575.25	0.10	0	N	125	36.5	-20.0	0.0	-5.6	0.0	0.0	22.1
9	594035.52	4782575.25	0.10	0	N	160	38.3	-20.0	0.0	-5.3	0.0	0.0	23.5
9	594035.52	4782575.25	0.10	0	N	200	40.3	-20.0	0.0	-4.8	0.0	0.0	25.0
9	594035.52	4782575.25	0.10	0	N	250	43.5	-20.0	0.0	-3.9	0.0	0.0	27.4
9	594035.52	4782575.25	0.10	0	N	315	44.0	-20.0	0.0	-2.3	0.0	0.0	26.3
9	594035.52	4782575.25	0.10	0	N	400	44.4	-20.0	0.0	0.6	0.0	0.0	23.8
9	594035.52	4782575.25	0.10	0	N	500	46.8	-20.0	0.0	5.0	0.0	0.0	21.8
9	594035.52	4782575.25	0.10	0	N	630	48.3	-20.0	0.0	11.5	0.0	0.0	16.8
9	594035.52	4782575.25	0.10	0	N	800	47.1	-20.0	0.0	16.4	0.0	0.0	10.7
9	594035.52	4782575.25	0.10	0	N	1000	47.7	-20.0	0.0	17.9	0.0	0.0	9.8
9	594035.52	4782575.25	0.10	0	N	1250	46.7	-20.0	0.0	19.3	0.0	0.0	7.3
9	594035.52	4782575.25	0.10	0	N	1600	46.0	-20.0	0.0	21.3	0.0	0.0	4.7

Road, TNM, Name: "Rymal6 westbound", ID: "!01!Rymal6_WB"													
Nr.	X	Y	Z	Refl.	DEN	Freq.	Lw	Ad	Aair	Agr	Afol	RL	Lr
	(m)	(m)	(m)			(Hz)	dB(A)	(dB)	(dB)	(dB)	(dB)	(dB)	dB(A)
9	594035.52	4782575.25	0.10	0	N	2000	45.3	-20.0	0.0	23.4	0.0	0.0	1.9
12	593986.95	4782590.42	0.10	0	D	50	21.3	-16.6	0.0	-6.0	0.0	0.0	10.7
12	593986.95	4782590.42	0.10	0	D	63	28.6	-16.6	0.0	-5.9	0.0	0.0	17.9
12	593986.95	4782590.42	0.10	0	D	80	32.8	-16.6	0.0	-5.9	0.0	0.0	22.0
12	593986.95	4782590.42	0.10	0	D	100	35.1	-16.6	0.0	-5.8	0.0	0.0	24.2
12	593986.95	4782590.42	0.10	0	D	125	36.6	-16.6	0.0	-5.6	0.0	0.0	25.6
12	593986.95	4782590.42	0.10	0	D	160	38.3	-16.6	0.0	-5.4	0.0	0.0	27.1
12	593986.95	4782590.42	0.10	0	D	200	40.3	-16.6	0.0	-5.0	0.0	0.0	28.7
12	593986.95	4782590.42	0.10	0	D	250	43.6	-16.6	0.0	-4.3	0.0	0.0	31.3
12	593986.95	4782590.42	0.10	0	D	315	44.1	-16.6	0.0	-3.1	0.0	0.0	30.6
12	593986.95	4782590.42	0.10	0	D	400	44.5	-16.6	0.0	-1.0	0.0	0.0	28.9
12	593986.95	4782590.42	0.10	0	D	500	46.9	-16.6	0.0	2.2	0.0	0.0	28.1
12	593986.95	4782590.42	0.10	0	D	630	48.4	-16.6	0.0	7.1	0.0	0.0	24.7
12	593986.95	4782590.42	0.10	0	D	800	47.2	-16.6	0.0	12.2	0.0	0.0	18.4
12	593986.95	4782590.42	0.10	0	D	1000	47.8	-16.6	0.0	14.4	0.0	0.0	16.8
12	593986.95	4782590.42	0.10	0	D	1250	46.7	-16.6	0.0	15.9	0.0	0.0	14.2
12	593986.95	4782590.42	0.10	0	D	1600	46.1	-16.6	0.0	17.8	0.0	0.0	11.7
12	593986.95	4782590.42	0.10	0	D	2000	45.3	-16.6	0.0	19.8	0.0	0.0	9.0
12	593986.95	4782590.42	0.10	0	D	2500	44.3	-16.6	0.0	21.4	0.0	0.0	6.2
12	593986.95	4782590.42	0.10	0	D	3150	43.6	-16.6	0.0	21.8	0.0	0.0	5.2
12	593986.95	4782590.42	0.10	0	D	4000	42.0	-16.6	0.0	20.9	0.0	0.0	4.5
12	593986.95	4782590.42	0.10	0	D	5000	40.2	-16.6	0.0	20.1	0.0	0.0	3.5
12	593986.95	4782590.42	0.10	0	D	6300	38.1	-16.6	0.0	20.1	0.0	0.0	1.3
12	593986.95	4782590.42	0.10	0	N	50	21.2	-16.6	0.0	-6.0	0.0	0.0	10.6
12	593986.95	4782590.42	0.10	0	N	63	28.5	-16.6	0.0	-5.9	0.0	0.0	17.8
12	593986.95	4782590.42	0.10	0	N	80	32.7	-16.6	0.0	-5.9	0.0	0.0	22.0
12	593986.95	4782590.42	0.10	0	N	100	35.0	-16.6	0.0	-5.8	0.0	0.0	24.2
12	593986.95	4782590.42	0.10	0	N	125	36.5	-16.6	0.0	-5.6	0.0	0.0	25.6
12	593986.95	4782590.42	0.10	0	N	160	38.3	-16.6	0.0	-5.4	0.0	0.0	27.1
12	593986.95	4782590.42	0.10	0	N	200	40.3	-16.6	0.0	-5.0	0.0	0.0	28.7
12	593986.95	4782590.42	0.10	0	N	250	43.5	-16.6	0.0	-4.3	0.0	0.0	31.2
12	593986.95	4782590.42	0.10	0	N	315	44.0	-16.6	0.0	-3.1	0.0	0.0	30.5
12	593986.95	4782590.42	0.10	0	N	400	44.4	-16.6	0.0	-1.0	0.0	0.0	28.8
12	593986.95	4782590.42	0.10	0	N	500	46.8	-16.6	0.0	2.2	0.0	0.0	28.0
12	593986.95	4782590.42	0.10	0	N	630	48.3	-16.6	0.0	7.1	0.0	0.0	24.6
12	593986.95	4782590.42	0.10	0	N	800	47.1	-16.6	0.0	12.2	0.0	0.0	18.3
12	593986.95	4782590.42	0.10	0	N	1000	47.7	-16.6	0.0	14.4	0.0	0.0	16.7
12	593986.95	4782590.42	0.10	0	N	1250	46.7	-16.6	0.0	15.9	0.0	0.0	14.2
12	593986.95	4782590.42	0.10	0	N	1600	46.0	-16.6	0.0	17.8	0.0	0.0	11.6
12	593986.95	4782590.42	0.10	0	N	2000	45.3	-16.6	0.0	19.8	0.0	0.0	8.9
12	593986.95	4782590.42	0.10	0	N	2500	44.2	-16.6	0.0	21.4	0.0	0.0	6.2
12	593986.95	4782590.42	0.10	0	N	3150	43.6	-16.6	0.0	21.8	0.0	0.0	5.1
12	593986.95	4782590.42	0.10	0	N	4000	41.9	-16.6	0.0	20.9	0.0	0.0	4.4
12	593986.95	4782590.42	0.10	0	N	5000	40.1	-16.6	0.0	20.1	0.0	0.0	3.4
12	593986.95	4782590.42	0.10	0	N	6300	38.0	-16.6	0.0	20.1	0.0	0.0	1.3
15	593950.51	4782601.79	0.10	0	D	50	21.3	-16.2	0.0	-6.0	0.0	0.0	11.1
15	593950.51	4782601.79	0.10	0	D	63	28.6	-16.2	0.0	-5.9	0.0	0.0	18.3
15	593950.51	4782601.79	0.10	0	D	80	32.8	-16.2	0.0	-5.9	0.0	0.0	22.5
15	593950.51	4782601.79	0.10	0	D	100	35.1	-16.2	0.0	-5.8	0.0	0.0	24.7
15	593950.51	4782601.79	0.10	0	D	125	36.6	-16.2	0.0	-5.7	0.0	0.0	26.1
15	593950.51	4782601.79	0.10	0	D	160	38.3	-16.2	0.0	-5.5	0.0	0.0	27.7
15	593950.51	4782601.79	0.10	0	D	200	40.3	-16.2	0.0	-5.2	0.0	0.0	29.4
15	593950.51	4782601.79	0.10	0	D	250	43.6	-16.2	0.0	-4.6	0.0	0.0	32.1
15	593950.51	4782601.79	0.10	0	D	315	44.1	-16.2	0.0	-3.7	0.0	0.0	31.7
15	593950.51	4782601.79	0.10	0	D	400	44.5	-16.2	0.0	-2.2	0.0	0.0	30.5
15	593950.51	4782601.79	0.10	0	D	500	46.9	-16.2	0.0	0.0	0.0	0.0	30.7
15	593950.51	4782601.79	0.10	0	D	630	48.4	-16.2	0.0	3.5	0.0	0.0	28.7
15	593950.51	4782601.79	0.10	0	D	800	47.2	-16.2	0.0	7.7	0.0	0.0	23.3
15	593950.51	4782601.79	0.10	0	D	1000	47.8	-16.2	0.0	10.5	0.0	0.0	21.1
15	593950.51	4782601.79	0.10	0	D	1250	46.7	-16.2	0.0	12.3	0.0	0.0	18.3
15	593950.51	4782601.79	0.10	0	D	1600	46.1	-16.2	0.0	14.2	0.0	0.0	15.7
15	593950.51	4782601.79	0.10	0	D	2000	45.3	-16.2	0.0	16.0	0.0	0.0	13.1
15	593950.51	4782601.79	0.10	0	D	2500	44.3	-16.2	0.0	17.6	0.0	0.0	10.5

Road, TNM, Name: "Rymal6 westbound", ID: "!01!Rymal6_WB"													
Nr.	X	Y	Z	Refl.	DEN	Freq.	Lw	Ad	Aair	Agr	Afol	RL	Lr
	(m)	(m)	(m)			(Hz)	dB(A)	(dB)	(dB)	(dB)	(dB)	(dB)	dB(A)
15	593950.51	4782601.79	0.10	0	D	3150	43.6	-16.2	0.0	17.7	0.0	0.0	9.8
15	593950.51	4782601.79	0.10	0	D	4000	42.0	-16.2	0.0	16.3	0.0	0.0	9.5
15	593950.51	4782601.79	0.10	0	D	5000	40.2	-16.2	0.0	14.9	0.0	0.0	9.1
15	593950.51	4782601.79	0.10	0	D	6300	38.1	-16.2	0.0	14.9	0.0	0.0	7.0
15	593950.51	4782601.79	0.10	0	D	8000	35.3	-16.2	0.0	14.9	0.0	0.0	4.2
15	593950.51	4782601.79	0.10	0	D	10000	31.7	-16.2	0.0	14.9	0.0	0.0	0.6
15	593950.51	4782601.79	0.10	0	N	50	21.2	-16.2	0.0	-6.0	0.0	0.0	11.1
15	593950.51	4782601.79	0.10	0	N	63	28.5	-16.2	0.0	-5.9	0.0	0.0	18.3
15	593950.51	4782601.79	0.10	0	N	80	32.7	-16.2	0.0	-5.9	0.0	0.0	22.4
15	593950.51	4782601.79	0.10	0	N	100	35.0	-16.2	0.0	-5.8	0.0	0.0	24.6
15	593950.51	4782601.79	0.10	0	N	125	36.5	-16.2	0.0	-5.7	0.0	0.0	26.1
15	593950.51	4782601.79	0.10	0	N	160	38.3	-16.2	0.0	-5.5	0.0	0.0	27.6
15	593950.51	4782601.79	0.10	0	N	200	40.3	-16.2	0.0	-5.2	0.0	0.0	29.3
15	593950.51	4782601.79	0.10	0	N	250	43.5	-16.2	0.0	-4.6	0.0	0.0	32.0
15	593950.51	4782601.79	0.10	0	N	315	44.0	-16.2	0.0	-3.7	0.0	0.0	31.6
15	593950.51	4782601.79	0.10	0	N	400	44.4	-16.2	0.0	-2.2	0.0	0.0	30.5
15	593950.51	4782601.79	0.10	0	N	500	46.8	-16.2	0.0	0.0	0.0	0.0	30.6
15	593950.51	4782601.79	0.10	0	N	630	48.3	-16.2	0.0	3.5	0.0	0.0	28.7
15	593950.51	4782601.79	0.10	0	N	800	47.1	-16.2	0.0	7.7	0.0	0.0	23.3
15	593950.51	4782601.79	0.10	0	N	1000	47.7	-16.2	0.0	10.5	0.0	0.0	21.0
15	593950.51	4782601.79	0.10	0	N	1250	46.7	-16.2	0.0	12.3	0.0	0.0	18.2
15	593950.51	4782601.79	0.10	0	N	1600	46.0	-16.2	0.0	14.2	0.0	0.0	15.7
15	593950.51	4782601.79	0.10	0	N	2000	45.3	-16.2	0.0	16.0	0.0	0.0	13.1
15	593950.51	4782601.79	0.10	0	N	2500	44.2	-16.2	0.0	17.6	0.0	0.0	10.5
15	593950.51	4782601.79	0.10	0	N	3150	43.6	-16.2	0.0	17.7	0.0	0.0	9.7
15	593950.51	4782601.79	0.10	0	N	4000	41.9	-16.2	0.0	16.3	0.0	0.0	9.5
15	593950.51	4782601.79	0.10	0	N	5000	40.1	-16.2	0.0	14.9	0.0	0.0	9.1
15	593950.51	4782601.79	0.10	0	N	6300	38.0	-16.2	0.0	14.9	0.0	0.0	6.9
15	593950.51	4782601.79	0.10	0	N	8000	35.2	-16.2	0.0	14.9	0.0	0.0	4.2
15	593950.51	4782601.79	0.10	0	N	10000	31.6	-16.2	0.0	14.9	0.0	0.0	0.6
22	593932.30	4782607.48	0.10	0	D	50	21.3	-16.8	0.0	-6.0	0.0	0.0	10.5
22	593932.30	4782607.48	0.10	0	D	63	28.6	-16.8	0.0	-5.9	0.0	0.0	17.7
22	593932.30	4782607.48	0.10	0	D	80	32.8	-16.8	0.0	-5.9	0.0	0.0	21.9
22	593932.30	4782607.48	0.10	0	D	100	35.1	-16.8	0.0	-5.8	0.0	0.0	24.1
22	593932.30	4782607.48	0.10	0	D	125	36.6	-16.8	0.0	-5.7	0.0	0.0	25.5
22	593932.30	4782607.48	0.10	0	D	160	38.3	-16.8	0.0	-5.6	0.0	0.0	27.1
22	593932.30	4782607.48	0.10	0	D	200	40.3	-16.8	0.0	-5.3	0.0	0.0	28.8
22	593932.30	4782607.48	0.10	0	D	250	43.6	-16.8	0.0	-4.8	0.0	0.0	31.6
22	593932.30	4782607.48	0.10	0	D	315	44.1	-16.8	0.0	-4.1	0.0	0.0	31.3
22	593932.30	4782607.48	0.10	0	D	400	44.5	-16.8	0.0	-2.8	0.0	0.0	30.5
22	593932.30	4782607.48	0.10	0	D	500	46.9	-16.8	0.0	-1.0	0.0	0.0	31.1
22	593932.30	4782607.48	0.10	0	D	630	48.4	-16.8	0.0	1.6	0.0	0.0	29.9
22	593932.30	4782607.48	0.10	0	D	800	47.2	-16.8	0.0	5.1	0.0	0.0	25.3
22	593932.30	4782607.48	0.10	0	D	1000	47.8	-16.8	0.0	7.9	0.0	0.0	23.1
22	593932.30	4782607.48	0.10	0	D	1250	46.7	-16.8	0.0	9.9	0.0	0.0	20.0
22	593932.30	4782607.48	0.10	0	D	1600	46.1	-16.8	0.0	11.8	0.0	0.0	17.5
22	593932.30	4782607.48	0.10	0	D	2000	45.3	-16.8	0.0	13.7	0.0	0.0	14.9
22	593932.30	4782607.48	0.10	0	D	2500	44.3	-16.8	0.0	15.1	0.0	0.0	12.3
22	593932.30	4782607.48	0.10	0	D	3150	43.6	-16.8	0.0	15.1	0.0	0.0	11.7
22	593932.30	4782607.48	0.10	0	D	4000	42.0	-16.8	0.0	13.5	0.0	0.0	11.7
22	593932.30	4782607.48	0.10	0	D	5000	40.2	-16.8	0.0	11.8	0.0	0.0	11.6
22	593932.30	4782607.48	0.10	0	D	6300	38.1	-16.8	0.0	11.8	0.0	0.0	9.5
22	593932.30	4782607.48	0.10	0	D	8000	35.3	-16.8	0.0	11.8	0.0	0.0	6.7
22	593932.30	4782607.48	0.10	0	D	10000	31.7	-16.8	0.0	11.8	0.0	0.0	3.1
22	593932.30	4782607.48	0.10	0	N	50	21.2	-16.8	0.0	-6.0	0.0	0.0	10.4
22	593932.30	4782607.48	0.10	0	N	63	28.5	-16.8	0.0	-5.9	0.0	0.0	17.6
22	593932.30	4782607.48	0.10	0	N	80	32.7	-16.8	0.0	-5.9	0.0	0.0	21.8
22	593932.30	4782607.48	0.10	0	N	100	35.0	-16.8	0.0	-5.8	0.0	0.0	24.0
22	593932.30	4782607.48	0.10	0	N	125	36.5	-16.8	0.0	-5.7	0.0	0.0	25.4
22	593932.30	4782607.48	0.10	0	N	160	38.3	-16.8	0.0	-5.6	0.0	0.0	27.0
22	593932.30	4782607.48	0.10	0	N	200	40.3	-16.8	0.0	-5.3	0.0	0.0	28.8
22	593932.30	4782607.48	0.10	0	N	250	43.5	-16.8	0.0	-4.8	0.0	0.0	31.5
22	593932.30	4782607.48	0.10	0	N	315	44.0	-16.8	0.0	-4.1	0.0	0.0	31.3

Road, TNM, Name: "Rymal6 westbound", ID: "!01!Rymal6_WB"													
Nr.	X	Y	Z	Refl.	DEN	Freq.	Lw	Ad	Aair	Agr	Afol	RL	Lr
	(m)	(m)	(m)			(Hz)	dB(A)	(dB)	(dB)	(dB)	(dB)	(dB)	dB(A)
22	593932.30	4782607.48	0.10	0	N	400	44.4	-16.8	0.0	-2.8	0.0	0.0	30.4
22	593932.30	4782607.48	0.10	0	N	500	46.8	-16.8	0.0	-1.0	0.0	0.0	31.0
22	593932.30	4782607.48	0.10	0	N	630	48.3	-16.8	0.0	1.6	0.0	0.0	29.9
22	593932.30	4782607.48	0.10	0	N	800	47.1	-16.8	0.0	5.1	0.0	0.0	25.2
22	593932.30	4782607.48	0.10	0	N	1000	47.7	-16.8	0.0	7.9	0.0	0.0	23.0
22	593932.30	4782607.48	0.10	0	N	1250	46.7	-16.8	0.0	9.9	0.0	0.0	20.0
22	593932.30	4782607.48	0.10	0	N	1600	46.0	-16.8	0.0	11.8	0.0	0.0	17.4
22	593932.30	4782607.48	0.10	0	N	2000	45.3	-16.8	0.0	13.7	0.0	0.0	14.8
22	593932.30	4782607.48	0.10	0	N	2500	44.2	-16.8	0.0	15.1	0.0	0.0	12.3
22	593932.30	4782607.48	0.10	0	N	3150	43.6	-16.8	0.0	15.1	0.0	0.0	11.7
22	593932.30	4782607.48	0.10	0	N	4000	41.9	-16.8	0.0	13.5	0.0	0.0	11.6
22	593932.30	4782607.48	0.10	0	N	5000	40.1	-16.8	0.0	11.8	0.0	0.0	11.5
22	593932.30	4782607.48	0.10	0	N	6300	38.0	-16.8	0.0	11.8	0.0	0.0	9.4
22	593932.30	4782607.48	0.10	0	N	8000	35.2	-16.8	0.0	11.8	0.0	0.0	6.7
22	593932.30	4782607.48	0.10	0	N	10000	31.6	-16.8	0.0	11.8	0.0	0.0	3.0
84	593920.15	4782611.27	0.10	0	D	50	21.3	-14.8	0.0	-6.0	0.0	0.0	12.5
84	593920.15	4782611.27	0.10	0	D	63	28.6	-14.8	0.0	-5.9	0.0	0.0	19.7
84	593920.15	4782611.27	0.10	0	D	80	32.8	-14.8	0.0	-5.9	0.0	0.0	23.9
84	593920.15	4782611.27	0.10	0	D	100	35.1	-14.8	0.0	-5.8	0.0	0.0	26.1
84	593920.15	4782611.27	0.10	0	D	125	36.6	-14.8	0.0	-5.8	0.0	0.0	27.5
84	593920.15	4782611.27	0.10	0	D	160	38.3	-14.8	0.0	-5.6	0.0	0.0	29.1
84	593920.15	4782611.27	0.10	0	D	200	40.3	-14.8	0.0	-5.3	0.0	0.0	30.9
84	593920.15	4782611.27	0.10	0	D	250	43.6	-14.8	0.0	-4.9	0.0	0.0	33.7
84	593920.15	4782611.27	0.10	0	D	315	44.1	-14.8	0.0	-4.3	0.0	0.0	33.5
84	593920.15	4782611.27	0.10	0	D	400	44.5	-14.8	0.0	-3.2	0.0	0.0	32.9
84	593920.15	4782611.27	0.10	0	D	500	46.9	-14.8	0.0	-1.8	0.0	0.0	33.8
84	593920.15	4782611.27	0.10	0	D	630	48.4	-14.8	0.0	0.4	0.0	0.0	33.1
84	593920.15	4782611.27	0.10	0	D	800	47.2	-14.8	0.0	3.3	0.0	0.0	29.1
84	593920.15	4782611.27	0.10	0	D	1000	47.8	-14.8	0.0	5.9	0.0	0.0	27.0
84	593920.15	4782611.27	0.10	0	D	1250	46.7	-14.8	0.0	8.0	0.0	0.0	23.9
84	593920.15	4782611.27	0.10	0	D	1600	46.1	-14.8	0.0	10.0	0.0	0.0	21.3
84	593920.15	4782611.27	0.10	0	D	2000	45.3	-14.8	0.0	11.8	0.0	0.0	18.7
84	593920.15	4782611.27	0.10	0	D	2500	44.3	-14.8	0.0	13.2	0.0	0.0	16.2
84	593920.15	4782611.27	0.10	0	D	3150	43.6	-14.8	0.0	13.1	0.0	0.0	15.7
84	593920.15	4782611.27	0.10	0	D	4000	42.0	-14.8	0.0	11.4	0.0	0.0	15.8
84	593920.15	4782611.27	0.10	0	D	5000	40.2	-14.8	0.0	9.4	0.0	0.0	15.9
84	593920.15	4782611.27	0.10	0	D	6300	38.1	-14.8	0.0	9.4	0.0	0.0	13.8
84	593920.15	4782611.27	0.10	0	D	8000	35.3	-14.8	0.0	9.4	0.0	0.0	11.0
84	593920.15	4782611.27	0.10	0	D	10000	31.7	-14.8	0.0	9.4	0.0	0.0	7.4
84	593920.15	4782611.27	0.10	0	N	50	21.2	-14.8	0.0	-6.0	0.0	0.0	12.4
84	593920.15	4782611.27	0.10	0	N	63	28.5	-14.8	0.0	-5.9	0.0	0.0	19.6
84	593920.15	4782611.27	0.10	0	N	80	32.7	-14.8	0.0	-5.9	0.0	0.0	23.8
84	593920.15	4782611.27	0.10	0	N	100	35.0	-14.8	0.0	-5.8	0.0	0.0	26.0
84	593920.15	4782611.27	0.10	0	N	125	36.5	-14.8	0.0	-5.8	0.0	0.0	27.5
84	593920.15	4782611.27	0.10	0	N	160	38.3	-14.8	0.0	-5.6	0.0	0.0	29.0
84	593920.15	4782611.27	0.10	0	N	200	40.3	-14.8	0.0	-5.3	0.0	0.0	30.8
84	593920.15	4782611.27	0.10	0	N	250	43.5	-14.8	0.0	-4.9	0.0	0.0	33.6
84	593920.15	4782611.27	0.10	0	N	315	44.0	-14.8	0.0	-4.3	0.0	0.0	33.5
84	593920.15	4782611.27	0.10	0	N	400	44.4	-14.8	0.0	-3.2	0.0	0.0	32.8
84	593920.15	4782611.27	0.10	0	N	500	46.8	-14.8	0.0	-1.8	0.0	0.0	33.7
84	593920.15	4782611.27	0.10	0	N	630	48.3	-14.8	0.0	0.4	0.0	0.0	33.1
84	593920.15	4782611.27	0.10	0	N	800	47.1	-14.8	0.0	3.3	0.0	0.0	29.0
84	593920.15	4782611.27	0.10	0	N	1000	47.7	-14.8	0.0	5.9	0.0	0.0	27.0
84	593920.15	4782611.27	0.10	0	N	1250	46.7	-14.8	0.0	8.0	0.0	0.0	23.9
84	593920.15	4782611.27	0.10	0	N	1600	46.0	-14.8	0.0	10.0	0.0	0.0	21.2
84	593920.15	4782611.27	0.10	0	N	2000	45.3	-14.8	0.0	11.8	0.0	0.0	18.6
84	593920.15	4782611.27	0.10	0	N	2500	44.2	-14.8	0.0	13.2	0.0	0.0	16.1
84	593920.15	4782611.27	0.10	0	N	3150	43.6	-14.8	0.0	13.1	0.0	0.0	15.6
84	593920.15	4782611.27	0.10	0	N	4000	41.9	-14.8	0.0	11.4	0.0	0.0	15.7
84	593920.15	4782611.27	0.10	0	N	5000	40.1	-14.8	0.0	9.4	0.0	0.0	15.9
84	593920.15	4782611.27	0.10	0	N	6300	38.0	-14.8	0.0	9.4	0.0	0.0	13.7
84	593920.15	4782611.27	0.10	0	N	8000	35.2	-14.8	0.0	9.4	0.0	0.0	11.0
84	593920.15	4782611.27	0.10	0	N	10000	31.6	-14.8	0.0	9.4	0.0	0.0	7.4

Road, TNM, Name: "Rymal6 westbound", ID: "!01!Rymal6_WB"													
Nr.	X	Y	Z	Refl.	DEN	Freq.	Lw	Ad	Aair	Agr	Afol	RL	Lr
	(m)	(m)	(m)			(Hz)	dB(A)	(dB)	(dB)	(dB)	(dB)	(dB)	dB(A)
108	593908.19	4782615.01	0.10	0	D	50	21.3	-12.7	0.0	-6.0	0.0	0.0	14.6
108	593908.19	4782615.01	0.10	0	D	63	28.6	-12.7	0.0	-5.9	0.0	0.0	21.8
108	593908.19	4782615.01	0.10	0	D	80	32.8	-12.7	0.0	-5.9	0.0	0.0	26.0
108	593908.19	4782615.01	0.10	0	D	100	35.1	-12.7	0.0	-5.8	0.0	0.0	28.2
108	593908.19	4782615.01	0.10	0	D	125	36.6	-12.7	0.0	-5.8	0.0	0.0	29.6
108	593908.19	4782615.01	0.10	0	D	160	38.3	-12.7	0.0	-5.6	0.0	0.0	31.2
108	593908.19	4782615.01	0.10	0	D	200	40.3	-12.7	0.0	-5.4	0.0	0.0	33.0
108	593908.19	4782615.01	0.10	0	D	250	43.6	-12.7	0.0	-5.0	0.0	0.0	35.9
108	593908.19	4782615.01	0.10	0	D	315	44.1	-12.7	0.0	-4.5	0.0	0.0	35.8
108	593908.19	4782615.01	0.10	0	D	400	44.5	-12.7	0.0	-3.6	0.0	0.0	35.4
108	593908.19	4782615.01	0.10	0	D	500	46.9	-12.7	0.0	-2.4	0.0	0.0	36.5
108	593908.19	4782615.01	0.10	0	D	630	48.4	-12.7	0.0	-0.7	0.0	0.0	36.3
108	593908.19	4782615.01	0.10	0	D	800	47.2	-12.7	0.0	1.6	0.0	0.0	32.8
108	593908.19	4782615.01	0.10	0	D	1000	47.8	-12.7	0.0	3.9	0.0	0.0	31.1
108	593908.19	4782615.01	0.10	0	D	1250	46.7	-12.7	0.0	6.0	0.0	0.0	28.0
108	593908.19	4782615.01	0.10	0	D	1600	46.1	-12.7	0.0	8.0	0.0	0.0	25.3
108	593908.19	4782615.01	0.10	0	D	2000	45.3	-12.7	0.0	9.9	0.0	0.0	22.7
108	593908.19	4782615.01	0.10	0	D	2500	44.3	-12.7	0.0	11.3	0.0	0.0	20.3
108	593908.19	4782615.01	0.10	0	D	3150	43.6	-12.7	0.0	11.1	0.0	0.0	19.9
108	593908.19	4782615.01	0.10	0	D	4000	42.0	-12.7	0.0	9.2	0.0	0.0	20.1
108	593908.19	4782615.01	0.10	0	D	5000	40.2	-12.7	0.0	7.0	0.0	0.0	20.4
108	593908.19	4782615.01	0.10	0	D	6300	38.1	-12.7	0.0	7.0	0.0	0.0	18.3
108	593908.19	4782615.01	0.10	0	D	8000	35.3	-12.7	0.0	7.0	0.0	0.0	15.6
108	593908.19	4782615.01	0.10	0	D	10000	31.7	-12.7	0.0	7.0	0.0	0.0	11.9
108	593908.19	4782615.01	0.10	0	N	50	21.2	-12.7	0.0	-6.0	0.0	0.0	14.5
108	593908.19	4782615.01	0.10	0	N	63	28.5	-12.7	0.0	-5.9	0.0	0.0	21.7
108	593908.19	4782615.01	0.10	0	N	80	32.7	-12.7	0.0	-5.9	0.0	0.0	25.9
108	593908.19	4782615.01	0.10	0	N	100	35.0	-12.7	0.0	-5.8	0.0	0.0	28.1
108	593908.19	4782615.01	0.10	0	N	125	36.5	-12.7	0.0	-5.8	0.0	0.0	29.6
108	593908.19	4782615.01	0.10	0	N	160	38.3	-12.7	0.0	-5.6	0.0	0.0	31.2
108	593908.19	4782615.01	0.10	0	N	200	40.3	-12.7	0.0	-5.4	0.0	0.0	33.0
108	593908.19	4782615.01	0.10	0	N	250	43.5	-12.7	0.0	-5.0	0.0	0.0	35.8
108	593908.19	4782615.01	0.10	0	N	315	44.0	-12.7	0.0	-4.5	0.0	0.0	35.8
108	593908.19	4782615.01	0.10	0	N	400	44.4	-12.7	0.0	-3.6	0.0	0.0	35.3
108	593908.19	4782615.01	0.10	0	N	500	46.8	-12.7	0.0	-2.4	0.0	0.0	36.5
108	593908.19	4782615.01	0.10	0	N	630	48.3	-12.7	0.0	-0.7	0.0	0.0	36.2
108	593908.19	4782615.01	0.10	0	N	800	47.1	-12.7	0.0	1.6	0.0	0.0	32.8
108	593908.19	4782615.01	0.10	0	N	1000	47.7	-12.7	0.0	3.9	0.0	0.0	31.1
108	593908.19	4782615.01	0.10	0	N	1250	46.7	-12.7	0.0	6.0	0.0	0.0	28.0
108	593908.19	4782615.01	0.10	0	N	1600	46.0	-12.7	0.0	8.0	0.0	0.0	25.3
108	593908.19	4782615.01	0.10	0	N	2000	45.3	-12.7	0.0	9.9	0.0	0.0	22.7
108	593908.19	4782615.01	0.10	0	N	2500	44.2	-12.7	0.0	11.3	0.0	0.0	20.2
108	593908.19	4782615.01	0.10	0	N	3150	43.6	-12.7	0.0	11.1	0.0	0.0	19.8
108	593908.19	4782615.01	0.10	0	N	4000	41.9	-12.7	0.0	9.2	0.0	0.0	20.1
108	593908.19	4782615.01	0.10	0	N	5000	40.1	-12.7	0.0	7.0	0.0	0.0	20.4
108	593908.19	4782615.01	0.10	0	N	6300	38.0	-12.7	0.0	7.0	0.0	0.0	18.2
108	593908.19	4782615.01	0.10	0	N	8000	35.2	-12.7	0.0	7.0	0.0	0.0	15.5
108	593908.19	4782615.01	0.10	0	N	10000	31.6	-12.7	0.0	7.0	0.0	0.0	11.9
112	593896.40	4782618.69	0.10	0	D	50	21.3	-10.6	0.0	-6.0	0.0	0.0	16.6
112	593896.40	4782618.69	0.10	0	D	63	28.6	-10.6	0.0	-5.9	0.0	0.0	23.9
112	593896.40	4782618.69	0.10	0	D	80	32.8	-10.6	0.0	-5.9	0.0	0.0	28.1
112	593896.40	4782618.69	0.10	0	D	100	35.1	-10.6	0.0	-5.9	0.0	0.0	30.3
112	593896.40	4782618.69	0.10	0	D	125	36.6	-10.6	0.0	-5.8	0.0	0.0	31.7
112	593896.40	4782618.69	0.10	0	D	160	38.3	-10.6	0.0	-5.6	0.0	0.0	33.4
112	593896.40	4782618.69	0.10	0	D	200	40.3	-10.6	0.0	-5.4	0.0	0.0	35.2
112	593896.40	4782618.69	0.10	0	D	250	43.6	-10.6	0.0	-5.1	0.0	0.0	38.1
112	593896.40	4782618.69	0.10	0	D	315	44.1	-10.6	0.0	-4.6	0.0	0.0	38.1
112	593896.40	4782618.69	0.10	0	D	400	44.5	-10.6	0.0	-3.9	0.0	0.0	37.7
112	593896.40	4782618.69	0.10	0	D	500	46.9	-10.6	0.0	-2.9	0.0	0.0	39.1
112	593896.40	4782618.69	0.10	0	D	630	48.4	-10.6	0.0	-1.5	0.0	0.0	39.3
112	593896.40	4782618.69	0.10	0	D	800	47.2	-10.6	0.0	0.4	0.0	0.0	36.2
112	593896.40	4782618.69	0.10	0	D	1000	47.8	-10.6	0.0	2.3	0.0	0.0	34.9
112	593896.40	4782618.69	0.10	0	D	1250	46.7	-10.6	0.0	4.2	0.0	0.0	31.9

Road, TNM, Name: "Rymal6 westbound", ID: "!01!Rymal6_WB"													
Nr.	X	Y	Z	Refl.	DEN	Freq.	Lw	Ad	Aair	Agr	Afol	RL	Lr
	(m)	(m)	(m)			(Hz)	dB(A)	(dB)	(dB)	(dB)	(dB)	(dB)	dB(A)
112	593896.40	4782618.69	0.10	0	D	1600	46.1	-10.6	0.0	6.3	0.0	0.0	29.2
112	593896.40	4782618.69	0.10	0	D	2000	45.3	-10.6	0.0	8.1	0.0	0.0	26.6
112	593896.40	4782618.69	0.10	0	D	2500	44.3	-10.6	0.0	9.5	0.0	0.0	24.1
112	593896.40	4782618.69	0.10	0	D	3150	43.6	-10.6	0.0	9.2	0.0	0.0	23.8
112	593896.40	4782618.69	0.10	0	D	4000	42.0	-10.6	0.0	7.2	0.0	0.0	24.2
112	593896.40	4782618.69	0.10	0	D	5000	40.2	-10.6	0.0	4.9	0.0	0.0	24.6
112	593896.40	4782618.69	0.10	0	D	6300	38.1	-10.6	0.0	4.9	0.0	0.0	22.5
112	593896.40	4782618.69	0.10	0	D	8000	35.3	-10.6	0.0	4.9	0.0	0.0	19.8
112	593896.40	4782618.69	0.10	0	D	10000	31.7	-10.6	0.0	4.9	0.0	0.0	16.1
112	593896.40	4782618.69	0.10	0	N	50	21.2	-10.6	0.0	-6.0	0.0	0.0	16.6
112	593896.40	4782618.69	0.10	0	N	63	28.5	-10.6	0.0	-5.9	0.0	0.0	23.8
112	593896.40	4782618.69	0.10	0	N	80	32.7	-10.6	0.0	-5.9	0.0	0.0	28.0
112	593896.40	4782618.69	0.10	0	N	100	35.0	-10.6	0.0	-5.9	0.0	0.0	30.2
112	593896.40	4782618.69	0.10	0	N	125	36.5	-10.6	0.0	-5.8	0.0	0.0	31.7
112	593896.40	4782618.69	0.10	0	N	160	38.3	-10.6	0.0	-5.6	0.0	0.0	33.3
112	593896.40	4782618.69	0.10	0	N	200	40.3	-10.6	0.0	-5.4	0.0	0.0	35.1
112	593896.40	4782618.69	0.10	0	N	250	43.5	-10.6	0.0	-5.1	0.0	0.0	38.0
112	593896.40	4782618.69	0.10	0	N	315	44.0	-10.6	0.0	-4.6	0.0	0.0	38.0
112	593896.40	4782618.69	0.10	0	N	400	44.4	-10.6	0.0	-3.9	0.0	0.0	37.7
112	593896.40	4782618.69	0.10	0	N	500	46.8	-10.6	0.0	-2.9	0.0	0.0	39.1
112	593896.40	4782618.69	0.10	0	N	630	48.3	-10.6	0.0	-1.5	0.0	0.0	39.2
112	593896.40	4782618.69	0.10	0	N	800	47.1	-10.6	0.0	0.4	0.0	0.0	36.2
112	593896.40	4782618.69	0.10	0	N	1000	47.7	-10.6	0.0	2.3	0.0	0.0	34.8
112	593896.40	4782618.69	0.10	0	N	1250	46.7	-10.6	0.0	4.2	0.0	0.0	31.8
112	593896.40	4782618.69	0.10	0	N	1600	46.0	-10.6	0.0	6.3	0.0	0.0	29.1
112	593896.40	4782618.69	0.10	0	N	2000	45.3	-10.6	0.0	8.1	0.0	0.0	26.5
112	593896.40	4782618.69	0.10	0	N	2500	44.2	-10.6	0.0	9.5	0.0	0.0	24.1
112	593896.40	4782618.69	0.10	0	N	3150	43.6	-10.6	0.0	9.2	0.0	0.0	23.7
112	593896.40	4782618.69	0.10	0	N	4000	41.9	-10.6	0.0	7.2	0.0	0.0	24.1
112	593896.40	4782618.69	0.10	0	N	5000	40.1	-10.6	0.0	4.9	0.0	0.0	24.6
112	593896.40	4782618.69	0.10	0	N	6300	38.0	-10.6	0.0	4.9	0.0	0.0	22.4
112	593896.40	4782618.69	0.10	0	N	8000	35.2	-10.6	0.0	4.9	0.0	0.0	19.7
112	593896.40	4782618.69	0.10	0	N	10000	31.6	-10.6	0.0	4.9	0.0	0.0	16.1
118	593887.56	4782621.45	0.10	0	D	50	21.3	-12.7	0.0	-6.0	0.0	0.0	14.6
118	593887.56	4782621.45	0.10	0	D	63	28.6	-12.7	0.0	-5.9	0.0	0.0	21.8
118	593887.56	4782621.45	0.10	0	D	80	32.8	-12.7	0.0	-5.9	0.0	0.0	26.0
118	593887.56	4782621.45	0.10	0	D	100	35.1	-12.7	0.0	-5.9	0.0	0.0	28.2
118	593887.56	4782621.45	0.10	0	D	125	36.6	-12.7	0.0	-5.8	0.0	0.0	29.7
118	593887.56	4782621.45	0.10	0	D	160	38.3	-12.7	0.0	-5.7	0.0	0.0	31.3
118	593887.56	4782621.45	0.10	0	D	200	40.3	-12.7	0.0	-5.5	0.0	0.0	33.1
118	593887.56	4782621.45	0.10	0	D	250	43.6	-12.7	0.0	-5.1	0.0	0.0	36.0
118	593887.56	4782621.45	0.10	0	D	315	44.1	-12.7	0.0	-4.7	0.0	0.0	36.1
118	593887.56	4782621.45	0.10	0	D	400	44.5	-12.7	0.0	-4.0	0.0	0.0	35.8
118	593887.56	4782621.45	0.10	0	D	500	46.9	-12.7	0.0	-3.1	0.0	0.0	37.3
118	593887.56	4782621.45	0.10	0	D	630	48.4	-12.7	0.0	-1.8	0.0	0.0	37.5
118	593887.56	4782621.45	0.10	0	D	800	47.2	-12.7	0.0	-0.1	0.0	0.0	34.6
118	593887.56	4782621.45	0.10	0	D	1000	47.8	-12.7	0.0	1.7	0.0	0.0	33.4
118	593887.56	4782621.45	0.10	0	D	1250	46.7	-12.7	0.0	3.5	0.0	0.0	30.5
118	593887.56	4782621.45	0.10	0	D	1600	46.1	-12.7	0.0	5.6	0.0	0.0	27.8
118	593887.56	4782621.45	0.10	0	D	2000	45.3	-12.7	0.0	7.4	0.0	0.0	25.2
118	593887.56	4782621.45	0.10	0	D	2500	44.3	-12.7	0.0	8.8	0.0	0.0	22.8
118	593887.56	4782621.45	0.10	0	D	3150	43.6	-12.7	0.0	8.5	0.0	0.0	22.4
118	593887.56	4782621.45	0.10	0	D	4000	42.0	-12.7	0.0	6.4	0.0	0.0	22.9
118	593887.56	4782621.45	0.10	0	D	5000	40.2	-12.7	0.0	4.1	0.0	0.0	23.4
118	593887.56	4782621.45	0.10	0	D	6300	38.1	-12.7	0.0	4.1	0.0	0.0	21.3
118	593887.56	4782621.45	0.10	0	D	8000	35.3	-12.7	0.0	4.1	0.0	0.0	18.5
118	593887.56	4782621.45	0.10	0	D	10000	31.7	-12.7	0.0	4.1	0.0	0.0	14.9
118	593887.56	4782621.45	0.10	0	N	50	21.2	-12.7	0.0	-6.0	0.0	0.0	14.5
118	593887.56	4782621.45	0.10	0	N	63	28.5	-12.7	0.0	-5.9	0.0	0.0	21.7
118	593887.56	4782621.45	0.10	0	N	80	32.7	-12.7	0.0	-5.9	0.0	0.0	25.9
118	593887.56	4782621.45	0.10	0	N	100	35.0	-12.7	0.0	-5.9	0.0	0.0	28.1
118	593887.56	4782621.45	0.10	0	N	125	36.5	-12.7	0.0	-5.8	0.0	0.0	29.6
118	593887.56	4782621.45	0.10	0	N	160	38.3	-12.7	0.0	-5.7	0.0	0.0	31.2

Road, TNM, Name: "Rymal6 westbound", ID: "!01!Rymal6_WB"													
Nr.	X	Y	Z	Refl.	DEN	Freq.	Lw	Ad	Aair	Agr	Afol	RL	Lr
	(m)	(m)	(m)			(Hz)	dB(A)	(dB)	(dB)	(dB)	(dB)	(dB)	dB(A)
118	593887.56	4782621.45	0.10	0	N	200	40.3	-12.7	0.0	-5.5	0.0	0.0	33.0
118	593887.56	4782621.45	0.10	0	N	250	43.5	-12.7	0.0	-5.1	0.0	0.0	35.9
118	593887.56	4782621.45	0.10	0	N	315	44.0	-12.7	0.0	-4.7	0.0	0.0	36.0
118	593887.56	4782621.45	0.10	0	N	400	44.4	-12.7	0.0	-4.0	0.0	0.0	35.7
118	593887.56	4782621.45	0.10	0	N	500	46.8	-12.7	0.0	-3.1	0.0	0.0	37.2
118	593887.56	4782621.45	0.10	0	N	630	48.3	-12.7	0.0	-1.8	0.0	0.0	37.4
118	593887.56	4782621.45	0.10	0	N	800	47.1	-12.7	0.0	-0.1	0.0	0.0	34.5
118	593887.56	4782621.45	0.10	0	N	1000	47.7	-12.7	0.0	1.7	0.0	0.0	33.3
118	593887.56	4782621.45	0.10	0	N	1250	46.7	-12.7	0.0	3.5	0.0	0.0	30.4
118	593887.56	4782621.45	0.10	0	N	1600	46.0	-12.7	0.0	5.6	0.0	0.0	27.7
118	593887.56	4782621.45	0.10	0	N	2000	45.3	-12.7	0.0	7.4	0.0	0.0	25.1
118	593887.56	4782621.45	0.10	0	N	2500	44.2	-12.7	0.0	8.8	0.0	0.0	22.7
118	593887.56	4782621.45	0.10	0	N	3150	43.6	-12.7	0.0	8.5	0.0	0.0	22.4
118	593887.56	4782621.45	0.10	0	N	4000	41.9	-12.7	0.0	6.4	0.0	0.0	22.9
118	593887.56	4782621.45	0.10	0	N	5000	40.1	-12.7	0.0	4.1	0.0	0.0	23.3
118	593887.56	4782621.45	0.10	0	N	6300	38.0	-12.7	0.0	4.1	0.0	0.0	21.2
118	593887.56	4782621.45	0.10	0	N	8000	35.2	-12.7	0.0	4.1	0.0	0.0	18.5
118	593887.56	4782621.45	0.10	0	N	10000	31.6	-12.7	0.0	4.1	0.0	0.0	14.8
121	593881.66	4782623.29	0.10	0	D	50	21.3	-12.8	0.0	-6.0	0.0	0.0	14.5
121	593881.66	4782623.29	0.10	0	D	63	28.6	-12.8	0.0	-5.9	0.0	0.0	21.7
121	593881.66	4782623.29	0.10	0	D	80	32.8	-12.8	0.0	-5.9	0.0	0.0	25.9
121	593881.66	4782623.29	0.10	0	D	100	35.1	-12.8	0.0	-5.9	0.0	0.0	28.1
121	593881.66	4782623.29	0.10	0	D	125	36.6	-12.8	0.0	-5.8	0.0	0.0	29.6
121	593881.66	4782623.29	0.10	0	D	160	38.3	-12.8	0.0	-5.7	0.0	0.0	31.2
121	593881.66	4782623.29	0.10	0	D	200	40.3	-12.8	0.0	-5.5	0.0	0.0	33.0
121	593881.66	4782623.29	0.10	0	D	250	43.6	-12.8	0.0	-5.1	0.0	0.0	35.9
121	593881.66	4782623.29	0.10	0	D	315	44.1	-12.8	0.0	-4.7	0.0	0.0	36.0
121	593881.66	4782623.29	0.10	0	D	400	44.5	-12.8	0.0	-4.0	0.0	0.0	35.7
121	593881.66	4782623.29	0.10	0	D	500	46.9	-12.8	0.0	-3.1	0.0	0.0	37.2
121	593881.66	4782623.29	0.10	0	D	630	48.4	-12.8	0.0	-1.8	0.0	0.0	37.4
121	593881.66	4782623.29	0.10	0	D	800	47.2	-12.8	0.0	-0.1	0.0	0.0	34.5
121	593881.66	4782623.29	0.10	0	D	1000	47.8	-12.8	0.0	1.7	0.0	0.0	33.3
121	593881.66	4782623.29	0.10	0	D	1250	46.7	-12.8	0.0	3.6	0.0	0.0	30.4
121	593881.66	4782623.29	0.10	0	D	1600	46.1	-12.8	0.0	5.6	0.0	0.0	27.7
121	593881.66	4782623.29	0.10	0	D	2000	45.3	-12.8	0.0	7.5	0.0	0.0	25.1
121	593881.66	4782623.29	0.10	0	D	2500	44.3	-12.8	0.0	8.8	0.0	0.0	22.7
121	593881.66	4782623.29	0.10	0	D	3150	43.6	-12.8	0.0	8.5	0.0	0.0	22.3
121	593881.66	4782623.29	0.10	0	D	4000	42.0	-12.8	0.0	6.4	0.0	0.0	22.8
121	593881.66	4782623.29	0.10	0	D	5000	40.2	-12.8	0.0	4.1	0.0	0.0	23.3
121	593881.66	4782623.29	0.10	0	D	6300	38.1	-12.8	0.0	4.1	0.0	0.0	21.2
121	593881.66	4782623.29	0.10	0	D	8000	35.3	-12.8	0.0	4.1	0.0	0.0	18.4
121	593881.66	4782623.29	0.10	0	D	10000	31.7	-12.8	0.0	4.1	0.0	0.0	14.8
121	593881.66	4782623.29	0.10	0	N	50	21.2	-12.8	0.0	-6.0	0.0	0.0	14.4
121	593881.66	4782623.29	0.10	0	N	63	28.5	-12.8	0.0	-5.9	0.0	0.0	21.7
121	593881.66	4782623.29	0.10	0	N	80	32.7	-12.8	0.0	-5.9	0.0	0.0	25.8
121	593881.66	4782623.29	0.10	0	N	100	35.0	-12.8	0.0	-5.9	0.0	0.0	28.1
121	593881.66	4782623.29	0.10	0	N	125	36.5	-12.8	0.0	-5.8	0.0	0.0	29.5
121	593881.66	4782623.29	0.10	0	N	160	38.3	-12.8	0.0	-5.7	0.0	0.0	31.2
121	593881.66	4782623.29	0.10	0	N	200	40.3	-12.8	0.0	-5.5	0.0	0.0	33.0
121	593881.66	4782623.29	0.10	0	N	250	43.5	-12.8	0.0	-5.1	0.0	0.0	35.9
121	593881.66	4782623.29	0.10	0	N	315	44.0	-12.8	0.0	-4.7	0.0	0.0	35.9
121	593881.66	4782623.29	0.10	0	N	400	44.4	-12.8	0.0	-4.0	0.0	0.0	35.6
121	593881.66	4782623.29	0.10	0	N	500	46.8	-12.8	0.0	-3.1	0.0	0.0	37.1
121	593881.66	4782623.29	0.10	0	N	630	48.3	-12.8	0.0	-1.8	0.0	0.0	37.3
121	593881.66	4782623.29	0.10	0	N	800	47.1	-12.8	0.0	-0.1	0.0	0.0	34.5
121	593881.66	4782623.29	0.10	0	N	1000	47.7	-12.8	0.0	1.7	0.0	0.0	33.2
121	593881.66	4782623.29	0.10	0	N	1250	46.7	-12.8	0.0	3.6	0.0	0.0	30.3
121	593881.66	4782623.29	0.10	0	N	1600	46.0	-12.8	0.0	5.6	0.0	0.0	27.6
121	593881.66	4782623.29	0.10	0	N	2000	45.3	-12.8	0.0	7.5	0.0	0.0	25.0
121	593881.66	4782623.29	0.10	0	N	2500	44.2	-12.8	0.0	8.8	0.0	0.0	22.6
121	593881.66	4782623.29	0.10	0	N	3150	43.6	-12.8	0.0	8.5	0.0	0.0	22.3
121	593881.66	4782623.29	0.10	0	N	4000	41.9	-12.8	0.0	6.4	0.0	0.0	22.8
121	593881.66	4782623.29	0.10	0	N	5000	40.1	-12.8	0.0	4.1	0.0	0.0	23.2

Road, TNM, Name: "Rymal6 westbound", ID: "!01!Rymal6_WB"													
Nr.	X	Y	Z	Refl.	DEN	Freq.	Lw	Ad	Aair	Agr	Afol	RL	Lr
	(m)	(m)	(m)			(Hz)	dB(A)	(dB)	(dB)	(dB)	(dB)	(dB)	dB(A)
121	593881.66	4782623.29	0.10	0	N	6300	38.0	-12.8	0.0	4.1	0.0	0.0	21.1
121	593881.66	4782623.29	0.10	0	N	8000	35.2	-12.8	0.0	4.1	0.0	0.0	18.4
121	593881.66	4782623.29	0.10	0	N	10000	31.6	-12.8	0.0	4.1	0.0	0.0	14.7
138	593872.82	4782626.05	0.10	0	D	50	21.3	-10.8	0.0	-6.0	0.0	0.0	16.5
138	593872.82	4782626.05	0.10	0	D	63	28.6	-10.8	0.0	-5.9	0.0	0.0	23.7
138	593872.82	4782626.05	0.10	0	D	80	32.8	-10.8	0.0	-5.9	0.0	0.0	27.9
138	593872.82	4782626.05	0.10	0	D	100	35.1	-10.8	0.0	-5.9	0.0	0.0	30.1
138	593872.82	4782626.05	0.10	0	D	125	36.6	-10.8	0.0	-5.8	0.0	0.0	31.6
138	593872.82	4782626.05	0.10	0	D	160	38.3	-10.8	0.0	-5.6	0.0	0.0	33.2
138	593872.82	4782626.05	0.10	0	D	200	40.3	-10.8	0.0	-5.4	0.0	0.0	35.0
138	593872.82	4782626.05	0.10	0	D	250	43.6	-10.8	0.0	-5.1	0.0	0.0	37.9
138	593872.82	4782626.05	0.10	0	D	315	44.1	-10.8	0.0	-4.6	0.0	0.0	37.9
138	593872.82	4782626.05	0.10	0	D	400	44.5	-10.8	0.0	-3.9	0.0	0.0	37.6
138	593872.82	4782626.05	0.10	0	D	500	46.9	-10.8	0.0	-2.9	0.0	0.0	38.9
138	593872.82	4782626.05	0.10	0	D	630	48.4	-10.8	0.0	-1.5	0.0	0.0	39.0
138	593872.82	4782626.05	0.10	0	D	800	47.2	-10.8	0.0	0.4	0.0	0.0	36.0
138	593872.82	4782626.05	0.10	0	D	1000	47.8	-10.8	0.0	2.4	0.0	0.0	34.6
138	593872.82	4782626.05	0.10	0	D	1250	46.7	-10.8	0.0	4.4	0.0	0.0	31.6
138	593872.82	4782626.05	0.10	0	D	1600	46.1	-10.8	0.0	6.4	0.0	0.0	28.9
138	593872.82	4782626.05	0.10	0	D	2000	45.3	-10.8	0.0	8.3	0.0	0.0	26.3
138	593872.82	4782626.05	0.10	0	D	2500	44.3	-10.8	0.0	9.6	0.0	0.0	23.9
138	593872.82	4782626.05	0.10	0	D	3150	43.6	-10.8	0.0	9.4	0.0	0.0	23.5
138	593872.82	4782626.05	0.10	0	D	4000	42.0	-10.8	0.0	7.3	0.0	0.0	23.9
138	593872.82	4782626.05	0.10	0	D	5000	40.2	-10.8	0.0	5.1	0.0	0.0	24.3
138	593872.82	4782626.05	0.10	0	D	6300	38.1	-10.8	0.0	5.1	0.0	0.0	22.2
138	593872.82	4782626.05	0.10	0	D	8000	35.3	-10.8	0.0	5.1	0.0	0.0	19.4
138	593872.82	4782626.05	0.10	0	D	10000	31.7	-10.8	0.0	5.1	0.0	0.0	15.8
138	593872.82	4782626.05	0.10	0	N	50	21.2	-10.8	0.0	-6.0	0.0	0.0	16.4
138	593872.82	4782626.05	0.10	0	N	63	28.5	-10.8	0.0	-5.9	0.0	0.0	23.6
138	593872.82	4782626.05	0.10	0	N	80	32.7	-10.8	0.0	-5.9	0.0	0.0	27.8
138	593872.82	4782626.05	0.10	0	N	100	35.0	-10.8	0.0	-5.9	0.0	0.0	30.1
138	593872.82	4782626.05	0.10	0	N	125	36.5	-10.8	0.0	-5.8	0.0	0.0	31.5
138	593872.82	4782626.05	0.10	0	N	160	38.3	-10.8	0.0	-5.6	0.0	0.0	33.1
138	593872.82	4782626.05	0.10	0	N	200	40.3	-10.8	0.0	-5.4	0.0	0.0	34.9
138	593872.82	4782626.05	0.10	0	N	250	43.5	-10.8	0.0	-5.1	0.0	0.0	37.8
138	593872.82	4782626.05	0.10	0	N	315	44.0	-10.8	0.0	-4.6	0.0	0.0	37.8
138	593872.82	4782626.05	0.10	0	N	400	44.4	-10.8	0.0	-3.9	0.0	0.0	37.5
138	593872.82	4782626.05	0.10	0	N	500	46.8	-10.8	0.0	-2.9	0.0	0.0	38.9
138	593872.82	4782626.05	0.10	0	N	630	48.3	-10.8	0.0	-1.5	0.0	0.0	39.0
138	593872.82	4782626.05	0.10	0	N	800	47.1	-10.8	0.0	0.4	0.0	0.0	35.9
138	593872.82	4782626.05	0.10	0	N	1000	47.7	-10.8	0.0	2.4	0.0	0.0	34.5
138	593872.82	4782626.05	0.10	0	N	1250	46.7	-10.8	0.0	4.4	0.0	0.0	31.5
138	593872.82	4782626.05	0.10	0	N	1600	46.0	-10.8	0.0	6.4	0.0	0.0	28.8
138	593872.82	4782626.05	0.10	0	N	2000	45.3	-10.8	0.0	8.3	0.0	0.0	26.2
138	593872.82	4782626.05	0.10	0	N	2500	44.2	-10.8	0.0	9.6	0.0	0.0	23.8
138	593872.82	4782626.05	0.10	0	N	3150	43.6	-10.8	0.0	9.4	0.0	0.0	23.4
138	593872.82	4782626.05	0.10	0	N	4000	41.9	-10.8	0.0	7.3	0.0	0.0	23.8
138	593872.82	4782626.05	0.10	0	N	5000	40.1	-10.8	0.0	5.1	0.0	0.0	24.3
138	593872.82	4782626.05	0.10	0	N	6300	38.0	-10.8	0.0	5.1	0.0	0.0	22.1
138	593872.82	4782626.05	0.10	0	N	8000	35.2	-10.8	0.0	5.1	0.0	0.0	19.4
138	593872.82	4782626.05	0.10	0	N	10000	31.6	-10.8	0.0	5.1	0.0	0.0	15.8
156	593861.03	4782629.73	0.10	0	D	50	21.3	-12.9	0.0	-6.0	0.0	0.0	14.4
156	593861.03	4782629.73	0.10	0	D	63	28.6	-12.9	0.0	-5.9	0.0	0.0	21.6
156	593861.03	4782629.73	0.10	0	D	80	32.8	-12.9	0.0	-5.9	0.0	0.0	25.8
156	593861.03	4782629.73	0.10	0	D	100	35.1	-12.9	0.0	-5.8	0.0	0.0	28.0
156	593861.03	4782629.73	0.10	0	D	125	36.6	-12.9	0.0	-5.8	0.0	0.0	29.4
156	593861.03	4782629.73	0.10	0	D	160	38.3	-12.9	0.0	-5.6	0.0	0.0	31.0
156	593861.03	4782629.73	0.10	0	D	200	40.3	-12.9	0.0	-5.4	0.0	0.0	32.8
156	593861.03	4782629.73	0.10	0	D	250	43.6	-12.9	0.0	-5.0	0.0	0.0	35.7
156	593861.03	4782629.73	0.10	0	D	315	44.1	-12.9	0.0	-4.5	0.0	0.0	35.6
156	593861.03	4782629.73	0.10	0	D	400	44.5	-12.9	0.0	-3.6	0.0	0.0	35.1
156	593861.03	4782629.73	0.10	0	D	500	46.9	-12.9	0.0	-2.3	0.0	0.0	36.3
156	593861.03	4782629.73	0.10	0	D	630	48.4	-12.9	0.0	-0.6	0.0	0.0	36.0

Road, TNM, Name: "Rymal6 westbound", ID: "!01!Rymal6_WB"													
Nr.	X	Y	Z	Refl.	DEN	Freq.	Lw	Ad	Aair	Agr	Afol	RL	Lr
	(m)	(m)	(m)			(Hz)	dB(A)	(dB)	(dB)	(dB)	(dB)	(dB)	dB(A)
156	593861.03	4782629.73	0.10	0	D	800	47.2	-12.9	0.0	1.8	0.0	0.0	32.5
156	593861.03	4782629.73	0.10	0	D	1000	47.8	-12.9	0.0	4.1	0.0	0.0	30.8
156	593861.03	4782629.73	0.10	0	D	1250	46.7	-12.9	0.0	6.2	0.0	0.0	27.6
156	593861.03	4782629.73	0.10	0	D	1600	46.1	-12.9	0.0	8.2	0.0	0.0	25.0
156	593861.03	4782629.73	0.10	0	D	2000	45.3	-12.9	0.0	10.0	0.0	0.0	22.4
156	593861.03	4782629.73	0.10	0	D	2500	44.3	-12.9	0.0	11.4	0.0	0.0	19.9
156	593861.03	4782629.73	0.10	0	D	3150	43.6	-12.9	0.0	11.3	0.0	0.0	19.5
156	593861.03	4782629.73	0.10	0	D	4000	42.0	-12.9	0.0	9.3	0.0	0.0	19.7
156	593861.03	4782629.73	0.10	0	D	5000	40.2	-12.9	0.0	7.2	0.0	0.0	20.0
156	593861.03	4782629.73	0.10	0	D	6300	38.1	-12.9	0.0	7.2	0.0	0.0	17.9
156	593861.03	4782629.73	0.10	0	D	8000	35.3	-12.9	0.0	7.2	0.0	0.0	15.1
156	593861.03	4782629.73	0.10	0	D	10000	31.7	-12.9	0.0	7.2	0.0	0.0	11.5
156	593861.03	4782629.73	0.10	0	N	50	21.2	-12.9	0.0	-6.0	0.0	0.0	14.3
156	593861.03	4782629.73	0.10	0	N	63	28.5	-12.9	0.0	-5.9	0.0	0.0	21.5
156	593861.03	4782629.73	0.10	0	N	80	32.7	-12.9	0.0	-5.9	0.0	0.0	25.7
156	593861.03	4782629.73	0.10	0	N	100	35.0	-12.9	0.0	-5.8	0.0	0.0	27.9
156	593861.03	4782629.73	0.10	0	N	125	36.5	-12.9	0.0	-5.8	0.0	0.0	29.4
156	593861.03	4782629.73	0.10	0	N	160	38.3	-12.9	0.0	-5.6	0.0	0.0	31.0
156	593861.03	4782629.73	0.10	0	N	200	40.3	-12.9	0.0	-5.4	0.0	0.0	32.8
156	593861.03	4782629.73	0.10	0	N	250	43.5	-12.9	0.0	-5.0	0.0	0.0	35.6
156	593861.03	4782629.73	0.10	0	N	315	44.0	-12.9	0.0	-4.5	0.0	0.0	35.5
156	593861.03	4782629.73	0.10	0	N	400	44.4	-12.9	0.0	-3.6	0.0	0.0	35.1
156	593861.03	4782629.73	0.10	0	N	500	46.8	-12.9	0.0	-2.3	0.0	0.0	36.2
156	593861.03	4782629.73	0.10	0	N	630	48.3	-12.9	0.0	-0.6	0.0	0.0	35.9
156	593861.03	4782629.73	0.10	0	N	800	47.1	-12.9	0.0	1.8	0.0	0.0	32.4
156	593861.03	4782629.73	0.10	0	N	1000	47.7	-12.9	0.0	4.1	0.0	0.0	30.7
156	593861.03	4782629.73	0.10	0	N	1250	46.7	-12.9	0.0	6.2	0.0	0.0	27.6
156	593861.03	4782629.73	0.10	0	N	1600	46.0	-12.9	0.0	8.2	0.0	0.0	24.9
156	593861.03	4782629.73	0.10	0	N	2000	45.3	-12.9	0.0	10.0	0.0	0.0	22.3
156	593861.03	4782629.73	0.10	0	N	2500	44.2	-12.9	0.0	11.4	0.0	0.0	19.9
156	593861.03	4782629.73	0.10	0	N	3150	43.6	-12.9	0.0	11.3	0.0	0.0	19.4
156	593861.03	4782629.73	0.10	0	N	4000	41.9	-12.9	0.0	9.3	0.0	0.0	19.7
156	593861.03	4782629.73	0.10	0	N	5000	40.1	-12.9	0.0	7.2	0.0	0.0	19.9
156	593861.03	4782629.73	0.10	0	N	6300	38.0	-12.9	0.0	7.2	0.0	0.0	17.8
156	593861.03	4782629.73	0.10	0	N	8000	35.2	-12.9	0.0	7.2	0.0	0.0	15.1
156	593861.03	4782629.73	0.10	0	N	10000	31.6	-12.9	0.0	7.2	0.0	0.0	11.5
187	593849.24	4782633.41	0.10	0	D	50	21.3	-15.1	0.0	-6.0	0.0	0.0	12.2
187	593849.24	4782633.41	0.10	0	D	63	28.6	-15.1	0.0	-5.9	0.0	0.0	19.4
187	593849.24	4782633.41	0.10	0	D	80	32.8	-15.1	0.0	-5.9	0.0	0.0	23.6
187	593849.24	4782633.41	0.10	0	D	100	35.1	-15.1	0.0	-5.8	0.0	0.0	25.8
187	593849.24	4782633.41	0.10	0	D	125	36.6	-15.1	0.0	-5.7	0.0	0.0	27.2
187	593849.24	4782633.41	0.10	0	D	160	38.3	-15.1	0.0	-5.6	0.0	0.0	28.8
187	593849.24	4782633.41	0.10	0	D	200	40.3	-15.1	0.0	-5.3	0.0	0.0	30.6
187	593849.24	4782633.41	0.10	0	D	250	43.6	-15.1	0.0	-4.9	0.0	0.0	33.4
187	593849.24	4782633.41	0.10	0	D	315	44.1	-15.1	0.0	-4.3	0.0	0.0	33.2
187	593849.24	4782633.41	0.10	0	D	400	44.5	-15.1	0.0	-3.2	0.0	0.0	32.6
187	593849.24	4782633.41	0.10	0	D	500	46.9	-15.1	0.0	-1.7	0.0	0.0	33.5
187	593849.24	4782633.41	0.10	0	D	630	48.4	-15.1	0.0	0.5	0.0	0.0	32.7
187	593849.24	4782633.41	0.10	0	D	800	47.2	-15.1	0.0	3.4	0.0	0.0	28.7
187	593849.24	4782633.41	0.10	0	D	1000	47.8	-15.1	0.0	6.1	0.0	0.0	26.6
187	593849.24	4782633.41	0.10	0	D	1250	46.7	-15.1	0.0	8.1	0.0	0.0	23.5
187	593849.24	4782633.41	0.10	0	D	1600	46.1	-15.1	0.0	10.1	0.0	0.0	20.8
187	593849.24	4782633.41	0.10	0	D	2000	45.3	-15.1	0.0	12.0	0.0	0.0	18.3
187	593849.24	4782633.41	0.10	0	D	2500	44.3	-15.1	0.0	13.4	0.0	0.0	15.8
187	593849.24	4782633.41	0.10	0	D	3150	43.6	-15.1	0.0	13.3	0.0	0.0	15.2
187	593849.24	4782633.41	0.10	0	D	4000	42.0	-15.1	0.0	11.5	0.0	0.0	15.4
187	593849.24	4782633.41	0.10	0	D	5000	40.2	-15.1	0.0	9.6	0.0	0.0	15.5
187	593849.24	4782633.41	0.10	0	D	6300	38.1	-15.1	0.0	9.6	0.0	0.0	13.3
187	593849.24	4782633.41	0.10	0	D	8000	35.3	-15.1	0.0	9.6	0.0	0.0	10.6
187	593849.24	4782633.41	0.10	0	D	10000	31.7	-15.1	0.0	9.6	0.0	0.0	7.0
187	593849.24	4782633.41	0.10	0	N	50	21.2	-15.1	0.0	-6.0	0.0	0.0	12.1
187	593849.24	4782633.41	0.10	0	N	63	28.5	-15.1	0.0	-5.9	0.0	0.0	19.3
187	593849.24	4782633.41	0.10	0	N	80	32.7	-15.1	0.0	-5.9	0.0	0.0	23.5

Road, TNM, Name: "Rymal6 westbound", ID: "!01!Rymal6_WB"													
Nr.	X	Y	Z	Refl.	DEN	Freq.	Lw	Ad	Aair	Agr	Afol	RL	Lr
	(m)	(m)	(m)			(Hz)	dB(A)	(dB)	(dB)	(dB)	(dB)	(dB)	dB(A)
187	593849.24	4782633.41	0.10	0	N	100	35.0	-15.1	0.0	-5.8	0.0	0.0	25.7
187	593849.24	4782633.41	0.10	0	N	125	36.5	-15.1	0.0	-5.7	0.0	0.0	27.2
187	593849.24	4782633.41	0.10	0	N	160	38.3	-15.1	0.0	-5.6	0.0	0.0	28.8
187	593849.24	4782633.41	0.10	0	N	200	40.3	-15.1	0.0	-5.3	0.0	0.0	30.5
187	593849.24	4782633.41	0.10	0	N	250	43.5	-15.1	0.0	-4.9	0.0	0.0	33.3
187	593849.24	4782633.41	0.10	0	N	315	44.0	-15.1	0.0	-4.3	0.0	0.0	33.2
187	593849.24	4782633.41	0.10	0	N	400	44.4	-15.1	0.0	-3.2	0.0	0.0	32.5
187	593849.24	4782633.41	0.10	0	N	500	46.8	-15.1	0.0	-1.7	0.0	0.0	33.4
187	593849.24	4782633.41	0.10	0	N	630	48.3	-15.1	0.0	0.5	0.0	0.0	32.7
187	593849.24	4782633.41	0.10	0	N	800	47.1	-15.1	0.0	3.4	0.0	0.0	28.6
187	593849.24	4782633.41	0.10	0	N	1000	47.7	-15.1	0.0	6.1	0.0	0.0	26.5
187	593849.24	4782633.41	0.10	0	N	1250	46.7	-15.1	0.0	8.1	0.0	0.0	23.4
187	593849.24	4782633.41	0.10	0	N	1600	46.0	-15.1	0.0	10.1	0.0	0.0	20.8
187	593849.24	4782633.41	0.10	0	N	2000	45.3	-15.1	0.0	12.0	0.0	0.0	18.2
187	593849.24	4782633.41	0.10	0	N	2500	44.2	-15.1	0.0	13.4	0.0	0.0	15.7
187	593849.24	4782633.41	0.10	0	N	3150	43.6	-15.1	0.0	13.3	0.0	0.0	15.2
187	593849.24	4782633.41	0.10	0	N	4000	41.9	-15.1	0.0	11.5	0.0	0.0	15.3
187	593849.24	4782633.41	0.10	0	N	5000	40.1	-15.1	0.0	9.6	0.0	0.0	15.4
187	593849.24	4782633.41	0.10	0	N	6300	38.0	-15.1	0.0	9.6	0.0	0.0	13.3
187	593849.24	4782633.41	0.10	0	N	8000	35.2	-15.1	0.0	9.6	0.0	0.0	10.5
187	593849.24	4782633.41	0.10	0	N	10000	31.6	-15.1	0.0	9.6	0.0	0.0	6.9
191	593831.56	4782638.93	0.10	0	D	50	21.3	-14.8	0.0	-6.0	0.0	0.0	12.5
191	593831.56	4782638.93	0.10	0	D	63	28.6	-14.8	0.0	-5.9	0.0	0.0	19.7
191	593831.56	4782638.93	0.10	0	D	80	32.8	-14.8	0.0	-5.9	0.0	0.0	23.9
191	593831.56	4782638.93	0.10	0	D	100	35.1	-14.8	0.0	-5.8	0.0	0.0	26.1
191	593831.56	4782638.93	0.10	0	D	125	36.6	-14.8	0.0	-5.7	0.0	0.0	27.6
191	593831.56	4782638.93	0.10	0	D	160	38.3	-14.8	0.0	-5.5	0.0	0.0	29.1
191	593831.56	4782638.93	0.10	0	D	200	40.3	-14.8	0.0	-5.2	0.0	0.0	30.8
191	593831.56	4782638.93	0.10	0	D	250	43.6	-14.8	0.0	-4.8	0.0	0.0	33.6
191	593831.56	4782638.93	0.10	0	D	315	44.1	-14.8	0.0	-4.0	0.0	0.0	33.3
191	593831.56	4782638.93	0.10	0	D	400	44.5	-14.8	0.0	-2.6	0.0	0.0	32.3
191	593831.56	4782638.93	0.10	0	D	500	46.9	-14.8	0.0	-0.7	0.0	0.0	32.8
191	593831.56	4782638.93	0.10	0	D	630	48.4	-14.8	0.0	2.3	0.0	0.0	31.3
191	593831.56	4782638.93	0.10	0	D	800	47.2	-14.8	0.0	6.0	0.0	0.0	26.4
191	593831.56	4782638.93	0.10	0	D	1000	47.8	-14.8	0.0	8.9	0.0	0.0	24.1
191	593831.56	4782638.93	0.10	0	D	1250	46.7	-14.8	0.0	10.8	0.0	0.0	21.2
191	593831.56	4782638.93	0.10	0	D	1600	46.1	-14.8	0.0	12.7	0.0	0.0	18.6
191	593831.56	4782638.93	0.10	0	D	2000	45.3	-14.8	0.0	14.6	0.0	0.0	16.0
191	593831.56	4782638.93	0.10	0	D	2500	44.3	-14.8	0.0	16.0	0.0	0.0	13.5
191	593831.56	4782638.93	0.10	0	D	3150	43.6	-14.8	0.0	16.1	0.0	0.0	12.8
191	593831.56	4782638.93	0.10	0	D	4000	42.0	-14.8	0.0	14.6	0.0	0.0	12.7
191	593831.56	4782638.93	0.10	0	D	5000	40.2	-14.8	0.0	12.9	0.0	0.0	12.5
191	593831.56	4782638.93	0.10	0	D	6300	38.1	-14.8	0.0	12.9	0.0	0.0	10.4
191	593831.56	4782638.93	0.10	0	D	8000	35.3	-14.8	0.0	12.9	0.0	0.0	7.6
191	593831.56	4782638.93	0.10	0	D	10000	31.7	-14.8	0.0	12.9	0.0	0.0	4.0
191	593831.56	4782638.93	0.10	0	N	50	21.2	-14.8	0.0	-6.0	0.0	0.0	12.5
191	593831.56	4782638.93	0.10	0	N	63	28.5	-14.8	0.0	-5.9	0.0	0.0	19.7
191	593831.56	4782638.93	0.10	0	N	80	32.7	-14.8	0.0	-5.9	0.0	0.0	23.8
191	593831.56	4782638.93	0.10	0	N	100	35.0	-14.8	0.0	-5.8	0.0	0.0	26.1
191	593831.56	4782638.93	0.10	0	N	125	36.5	-14.8	0.0	-5.7	0.0	0.0	27.5
191	593831.56	4782638.93	0.10	0	N	160	38.3	-14.8	0.0	-5.5	0.0	0.0	29.1
191	593831.56	4782638.93	0.10	0	N	200	40.3	-14.8	0.0	-5.2	0.0	0.0	30.8
191	593831.56	4782638.93	0.10	0	N	250	43.5	-14.8	0.0	-4.8	0.0	0.0	33.5
191	593831.56	4782638.93	0.10	0	N	315	44.0	-14.8	0.0	-4.0	0.0	0.0	33.2
191	593831.56	4782638.93	0.10	0	N	400	44.4	-14.8	0.0	-2.6	0.0	0.0	32.3
191	593831.56	4782638.93	0.10	0	N	500	46.8	-14.8	0.0	-0.7	0.0	0.0	32.7
191	593831.56	4782638.93	0.10	0	N	630	48.3	-14.8	0.0	2.3	0.0	0.0	31.3
191	593831.56	4782638.93	0.10	0	N	800	47.1	-14.8	0.0	6.0	0.0	0.0	26.4
191	593831.56	4782638.93	0.10	0	N	1000	47.7	-14.8	0.0	8.9	0.0	0.0	24.1
191	593831.56	4782638.93	0.10	0	N	1250	46.7	-14.8	0.0	10.8	0.0	0.0	21.1
191	593831.56	4782638.93	0.10	0	N	1600	46.0	-14.8	0.0	12.7	0.0	0.0	18.6
191	593831.56	4782638.93	0.10	0	N	2000	45.3	-14.8	0.0	14.6	0.0	0.0	16.0
191	593831.56	4782638.93	0.10	0	N	2500	44.2	-14.8	0.0	16.0	0.0	0.0	13.4

Road, TNM, Name: "Rymal6 westbound", ID: "!01!Rymal6_WB"													
Nr.	X	Y	Z	Refl.	DEN	Freq.	Lw	Ad	Aair	Agr	Afol	RL	Lr
	(m)	(m)	(m)			(Hz)	dB(A)	(dB)	(dB)	(dB)	(dB)	(dB)	dB(A)
191	593831.56	4782638.93	0.10	0	N	3150	43.6	-14.8	0.0	16.1	0.0	0.0	12.7
191	593831.56	4782638.93	0.10	0	N	4000	41.9	-14.8	0.0	14.6	0.0	0.0	12.6
191	593831.56	4782638.93	0.10	0	N	5000	40.1	-14.8	0.0	12.9	0.0	0.0	12.4
191	593831.56	4782638.93	0.10	0	N	6300	38.0	-14.8	0.0	12.9	0.0	0.0	10.3
191	593831.56	4782638.93	0.10	0	N	8000	35.2	-14.8	0.0	12.9	0.0	0.0	7.6
191	593831.56	4782638.93	0.10	0	N	10000	31.6	-14.8	0.0	12.9	0.0	0.0	3.9
208	593802.59	4782647.98	0.10	0	D	50	21.3	-16.5	0.0	-6.0	0.0	0.0	10.8
208	593802.59	4782647.98	0.10	0	D	63	28.6	-16.5	0.0	-5.9	0.0	0.0	18.0
208	593802.59	4782647.98	0.10	0	D	80	32.8	-16.5	0.0	-5.9	0.0	0.0	22.2
208	593802.59	4782647.98	0.10	0	D	100	35.1	-16.5	0.0	-5.8	0.0	0.0	24.4
208	593802.59	4782647.98	0.10	0	D	125	36.6	-16.5	0.0	-5.7	0.0	0.0	25.8
208	593802.59	4782647.98	0.10	0	D	160	38.3	-16.5	0.0	-5.5	0.0	0.0	27.3
208	593802.59	4782647.98	0.10	0	D	200	40.3	-16.5	0.0	-5.1	0.0	0.0	29.0
208	593802.59	4782647.98	0.10	0	D	250	43.6	-16.5	0.0	-4.5	0.0	0.0	31.6
208	593802.59	4782647.98	0.10	0	D	315	44.1	-16.5	0.0	-3.4	0.0	0.0	31.1
208	593802.59	4782647.98	0.10	0	D	400	44.5	-16.5	0.0	-1.6	0.0	0.0	29.7
208	593802.59	4782647.98	0.10	0	D	500	46.9	-16.5	0.0	1.0	0.0	0.0	29.3
208	593802.59	4782647.98	0.10	0	D	630	48.4	-16.5	0.0	5.2	0.0	0.0	26.7
208	593802.59	4782647.98	0.10	0	D	800	47.2	-16.5	0.0	10.0	0.0	0.0	20.8
208	593802.59	4782647.98	0.10	0	D	1000	47.8	-16.5	0.0	12.6	0.0	0.0	18.8
208	593802.59	4782647.98	0.10	0	D	1250	46.7	-16.5	0.0	14.1	0.0	0.0	16.1
208	593802.59	4782647.98	0.10	0	D	1600	46.1	-16.5	0.0	16.0	0.0	0.0	13.6
208	593802.59	4782647.98	0.10	0	D	2000	45.3	-16.5	0.0	17.9	0.0	0.0	10.9
208	593802.59	4782647.98	0.10	0	D	2500	44.3	-16.5	0.0	19.5	0.0	0.0	8.3
208	593802.59	4782647.98	0.10	0	D	3150	43.6	-16.5	0.0	19.8	0.0	0.0	7.4
208	593802.59	4782647.98	0.10	0	D	4000	42.0	-16.5	0.0	18.6	0.0	0.0	6.9
208	593802.59	4782647.98	0.10	0	D	5000	40.2	-16.5	0.0	17.5	0.0	0.0	6.2
208	593802.59	4782647.98	0.10	0	D	6300	38.1	-16.5	0.0	17.5	0.0	0.0	4.1
208	593802.59	4782647.98	0.10	0	D	8000	35.3	-16.5	0.0	17.5	0.0	0.0	1.3
208	593802.59	4782647.98	0.10	0	N	50	21.2	-16.5	0.0	-6.0	0.0	0.0	10.8
208	593802.59	4782647.98	0.10	0	N	63	28.5	-16.5	0.0	-5.9	0.0	0.0	18.0
208	593802.59	4782647.98	0.10	0	N	80	32.7	-16.5	0.0	-5.9	0.0	0.0	22.1
208	593802.59	4782647.98	0.10	0	N	100	35.0	-16.5	0.0	-5.8	0.0	0.0	24.3
208	593802.59	4782647.98	0.10	0	N	125	36.5	-16.5	0.0	-5.7	0.0	0.0	25.7
208	593802.59	4782647.98	0.10	0	N	160	38.3	-16.5	0.0	-5.5	0.0	0.0	27.3
208	593802.59	4782647.98	0.10	0	N	200	40.3	-16.5	0.0	-5.1	0.0	0.0	28.9
208	593802.59	4782647.98	0.10	0	N	250	43.5	-16.5	0.0	-4.5	0.0	0.0	31.5
208	593802.59	4782647.98	0.10	0	N	315	44.0	-16.5	0.0	-3.4	0.0	0.0	31.0
208	593802.59	4782647.98	0.10	0	N	400	44.4	-16.5	0.0	-1.6	0.0	0.0	29.6
208	593802.59	4782647.98	0.10	0	N	500	46.8	-16.5	0.0	1.0	0.0	0.0	29.3
208	593802.59	4782647.98	0.10	0	N	630	48.3	-16.5	0.0	5.2	0.0	0.0	26.6
208	593802.59	4782647.98	0.10	0	N	800	47.1	-16.5	0.0	10.0	0.0	0.0	20.7
208	593802.59	4782647.98	0.10	0	N	1000	47.7	-16.5	0.0	12.6	0.0	0.0	18.7
208	593802.59	4782647.98	0.10	0	N	1250	46.7	-16.5	0.0	14.1	0.0	0.0	16.1
208	593802.59	4782647.98	0.10	0	N	1600	46.0	-16.5	0.0	16.0	0.0	0.0	13.5
208	593802.59	4782647.98	0.10	0	N	2000	45.3	-16.5	0.0	17.9	0.0	0.0	10.9
208	593802.59	4782647.98	0.10	0	N	2500	44.2	-16.5	0.0	19.5	0.0	0.0	8.2
208	593802.59	4782647.98	0.10	0	N	3150	43.6	-16.5	0.0	19.8	0.0	0.0	7.3
208	593802.59	4782647.98	0.10	0	N	4000	41.9	-16.5	0.0	18.6	0.0	0.0	6.9
208	593802.59	4782647.98	0.10	0	N	5000	40.1	-16.5	0.0	17.5	0.0	0.0	6.2
208	593802.59	4782647.98	0.10	0	N	6300	38.0	-16.5	0.0	17.5	0.0	0.0	4.0
208	593802.59	4782647.98	0.10	0	N	8000	35.2	-16.5	0.0	17.5	0.0	0.0	1.3
225	593768.23	4782658.71	0.10	0	D	50	21.3	-19.4	0.0	-6.0	0.0	0.0	7.9
225	593768.23	4782658.71	0.10	0	D	63	28.6	-19.4	0.0	-5.9	0.0	0.0	15.1
225	593768.23	4782658.71	0.10	0	D	80	32.8	-19.4	0.0	-5.9	0.0	0.0	19.2
225	593768.23	4782658.71	0.10	0	D	100	35.1	-19.4	0.0	-5.8	0.0	0.0	21.4
225	593768.23	4782658.71	0.10	0	D	125	36.6	-19.4	0.0	-5.6	0.0	0.0	22.8
225	593768.23	4782658.71	0.10	0	D	160	38.3	-19.4	0.0	-5.4	0.0	0.0	24.3
225	593768.23	4782658.71	0.10	0	D	200	40.3	-19.4	0.0	-4.9	0.0	0.0	25.9
225	593768.23	4782658.71	0.10	0	D	250	43.6	-19.4	0.0	-4.2	0.0	0.0	28.3
225	593768.23	4782658.71	0.10	0	D	315	44.1	-19.4	0.0	-2.8	0.0	0.0	27.5
225	593768.23	4782658.71	0.10	0	D	400	44.5	-19.4	0.0	-0.5	0.0	0.0	25.6
225	593768.23	4782658.71	0.10	0	D	500	46.9	-19.4	0.0	3.1	0.0	0.0	24.4

Road, TNM, Name: "Rymal6 westbound", ID: "!01!Rymal6_WB"													
Nr.	X	Y	Z	Refl.	DEN	Freq.	Lw	Ad	Aair	Agr	Afol	RL	Lr
	(m)	(m)	(m)			(Hz)	dB(A)	(dB)	(dB)	(dB)	(dB)	(dB)	dB(A)
225	593768.23	4782658.71	0.10	0	D	630	48.4	-19.4	0.0	8.5	0.0	0.0	20.4
225	593768.23	4782658.71	0.10	0	D	800	47.2	-19.4	0.0	13.7	0.0	0.0	14.1
225	593768.23	4782658.71	0.10	0	D	1000	47.8	-19.4	0.0	15.7	0.0	0.0	12.7
225	593768.23	4782658.71	0.10	0	D	1250	46.7	-19.4	0.0	17.1	0.0	0.0	10.2
225	593768.23	4782658.71	0.10	0	D	1600	46.1	-19.4	0.0	19.0	0.0	0.0	7.7
225	593768.23	4782658.71	0.10	0	D	2000	45.3	-19.4	0.0	21.0	0.0	0.0	4.9
225	593768.23	4782658.71	0.10	0	D	2500	44.3	-19.4	0.0	22.7	0.0	0.0	2.1
225	593768.23	4782658.71	0.10	0	D	3150	43.6	-19.4	0.0	23.3	0.0	0.0	1.0
225	593768.23	4782658.71	0.10	0	D	4000	42.0	-19.4	0.0	22.5	0.0	0.0	0.1
225	593768.23	4782658.71	0.10	0	N	50	21.2	-19.4	0.0	-6.0	0.0	0.0	7.8
225	593768.23	4782658.71	0.10	0	N	63	28.5	-19.4	0.0	-5.9	0.0	0.0	15.0
225	593768.23	4782658.71	0.10	0	N	80	32.7	-19.4	0.0	-5.9	0.0	0.0	19.2
225	593768.23	4782658.71	0.10	0	N	100	35.0	-19.4	0.0	-5.8	0.0	0.0	21.4
225	593768.23	4782658.71	0.10	0	N	125	36.5	-19.4	0.0	-5.6	0.0	0.0	22.7
225	593768.23	4782658.71	0.10	0	N	160	38.3	-19.4	0.0	-5.4	0.0	0.0	24.2
225	593768.23	4782658.71	0.10	0	N	200	40.3	-19.4	0.0	-4.9	0.0	0.0	25.8
225	593768.23	4782658.71	0.10	0	N	250	43.5	-19.4	0.0	-4.2	0.0	0.0	28.3
225	593768.23	4782658.71	0.10	0	N	315	44.0	-19.4	0.0	-2.8	0.0	0.0	27.4
225	593768.23	4782658.71	0.10	0	N	400	44.4	-19.4	0.0	-0.5	0.0	0.0	25.5
225	593768.23	4782658.71	0.10	0	N	500	46.8	-19.4	0.0	3.1	0.0	0.0	24.3
225	593768.23	4782658.71	0.10	0	N	630	48.3	-19.4	0.0	8.5	0.0	0.0	20.4
225	593768.23	4782658.71	0.10	0	N	800	47.1	-19.4	0.0	13.7	0.0	0.0	14.0
225	593768.23	4782658.71	0.10	0	N	1000	47.7	-19.4	0.0	15.7	0.0	0.0	12.7
225	593768.23	4782658.71	0.10	0	N	1250	46.7	-19.4	0.0	17.1	0.0	0.0	10.2
225	593768.23	4782658.71	0.10	0	N	1600	46.0	-19.4	0.0	19.0	0.0	0.0	7.6
225	593768.23	4782658.71	0.10	0	N	2000	45.3	-19.4	0.0	21.0	0.0	0.0	4.9
225	593768.23	4782658.71	0.10	0	N	2500	44.2	-19.4	0.0	22.7	0.0	0.0	2.1
225	593768.23	4782658.71	0.10	0	N	3150	43.6	-19.4	0.0	23.3	0.0	0.0	0.9
225	593768.23	4782658.71	0.10	0	N	4000	41.9	-19.4	0.0	22.5	0.0	0.0	0.0
245	593716.69	4782674.80	0.10	0	D	50	21.3	-19.4	0.0	-6.0	0.0	0.0	7.9
245	593716.69	4782674.80	0.10	0	D	63	28.6	-19.4	0.0	-5.9	0.0	0.0	15.1
245	593716.69	4782674.80	0.10	0	D	80	32.8	-19.4	0.0	-5.8	0.0	0.0	19.2
245	593716.69	4782674.80	0.10	0	D	100	35.1	-19.4	0.0	-5.7	0.0	0.0	21.4
245	593716.69	4782674.80	0.10	0	D	125	36.6	-19.4	0.0	-5.5	0.0	0.0	22.7
245	593716.69	4782674.80	0.10	0	D	160	38.3	-19.4	0.0	-5.2	0.0	0.0	24.2
245	593716.69	4782674.80	0.10	0	D	200	40.3	-19.4	0.0	-4.7	0.0	0.0	25.6
245	593716.69	4782674.80	0.10	0	D	250	43.6	-19.4	0.0	-3.7	0.0	0.0	27.9
245	593716.69	4782674.80	0.10	0	D	315	44.1	-19.4	0.0	-1.9	0.0	0.0	26.6
245	593716.69	4782674.80	0.10	0	D	400	44.5	-19.4	0.0	1.2	0.0	0.0	23.9
245	593716.69	4782674.80	0.10	0	D	500	46.9	-19.4	0.0	6.0	0.0	0.0	21.4
245	593716.69	4782674.80	0.10	0	D	630	48.4	-19.4	0.0	13.0	0.0	0.0	15.9
245	593716.69	4782674.80	0.10	0	D	800	47.2	-19.4	0.0	17.6	0.0	0.0	10.2
245	593716.69	4782674.80	0.10	0	D	1000	47.8	-19.4	0.0	19.0	0.0	0.0	9.4
245	593716.69	4782674.80	0.10	0	D	1250	46.7	-19.4	0.0	20.4	0.0	0.0	6.9
245	593716.69	4782674.80	0.10	0	D	1600	46.1	-19.4	0.0	22.4	0.0	0.0	4.3
245	593716.69	4782674.80	0.10	0	D	2000	45.3	-19.4	0.0	24.5	0.0	0.0	1.4
245	593716.69	4782674.80	0.10	0	N	50	21.2	-19.4	0.0	-6.0	0.0	0.0	7.8
245	593716.69	4782674.80	0.10	0	N	63	28.5	-19.4	0.0	-5.9	0.0	0.0	15.0
245	593716.69	4782674.80	0.10	0	N	80	32.7	-19.4	0.0	-5.8	0.0	0.0	19.1
245	593716.69	4782674.80	0.10	0	N	100	35.0	-19.4	0.0	-5.7	0.0	0.0	21.3
245	593716.69	4782674.80	0.10	0	N	125	36.5	-19.4	0.0	-5.5	0.0	0.0	22.7
245	593716.69	4782674.80	0.10	0	N	160	38.3	-19.4	0.0	-5.2	0.0	0.0	24.1
245	593716.69	4782674.80	0.10	0	N	200	40.3	-19.4	0.0	-4.7	0.0	0.0	25.6
245	593716.69	4782674.80	0.10	0	N	250	43.5	-19.4	0.0	-3.7	0.0	0.0	27.8
245	593716.69	4782674.80	0.10	0	N	315	44.0	-19.4	0.0	-1.9	0.0	0.0	26.5
245	593716.69	4782674.80	0.10	0	N	400	44.4	-19.4	0.0	1.2	0.0	0.0	23.8
245	593716.69	4782674.80	0.10	0	N	500	46.8	-19.4	0.0	6.0	0.0	0.0	21.4
245	593716.69	4782674.80	0.10	0	N	630	48.3	-19.4	0.0	13.0	0.0	0.0	15.9
245	593716.69	4782674.80	0.10	0	N	800	47.1	-19.4	0.0	17.6	0.0	0.0	10.2
245	593716.69	4782674.80	0.10	0	N	1000	47.7	-19.4	0.0	19.0	0.0	0.0	9.4
245	593716.69	4782674.80	0.10	0	N	1250	46.7	-19.4	0.0	20.4	0.0	0.0	6.9
245	593716.69	4782674.80	0.10	0	N	1600	46.0	-19.4	0.0	22.4	0.0	0.0	4.2
245	593716.69	4782674.80	0.10	0	N	2000	45.3	-19.4	0.0	24.5	0.0	0.0	1.4

Road, TNM, Name: "Rymal6 westbound", ID: "!01!Rymal6_WB"													
Nr.	X	Y	Z	Refl.	DEN	Freq.	Lw	Ad	Aair	Agr	Afol	RL	Lr
	(m)	(m)	(m)			(Hz)	dB(A)	(dB)	(dB)	(dB)	(dB)	(dB)	dB(A)
249	593635.25	4782700.22	0.10	0	D	50	21.3	-21.4	0.0	-6.0	0.0	0.0	5.9
249	593635.25	4782700.22	0.10	0	D	63	28.6	-21.4	0.0	-5.9	0.0	0.0	13.0
249	593635.25	4782700.22	0.10	0	D	80	32.8	-21.4	0.0	-5.8	0.0	0.0	17.1
249	593635.25	4782700.22	0.10	0	D	100	35.1	-21.4	0.0	-5.6	0.0	0.0	19.3
249	593635.25	4782700.22	0.10	0	D	125	36.6	-21.4	0.0	-5.4	0.0	0.0	20.6
249	593635.25	4782700.22	0.10	0	D	160	38.3	-21.4	0.0	-5.0	0.0	0.0	21.9
249	593635.25	4782700.22	0.10	0	D	200	40.3	-21.4	0.0	-4.3	0.0	0.0	23.2
249	593635.25	4782700.22	0.10	0	D	250	43.6	-21.4	0.0	-2.9	0.0	0.0	25.0
249	593635.25	4782700.22	0.10	0	D	315	44.1	-21.4	0.0	-0.5	0.0	0.0	23.1
249	593635.25	4782700.22	0.10	0	D	400	44.5	-21.4	0.0	3.9	0.0	0.0	19.2
249	593635.25	4782700.22	0.10	0	D	500	46.9	-21.4	0.0	10.5	0.0	0.0	14.9
249	593635.25	4782700.22	0.10	0	D	630	48.4	-21.4	0.0	18.4	0.0	0.0	8.6
249	593635.25	4782700.22	0.10	0	D	800	47.2	-21.4	0.0	21.4	0.0	0.0	4.3
249	593635.25	4782700.22	0.10	0	D	1000	47.8	-21.4	0.0	22.7	0.0	0.0	3.7
249	593635.25	4782700.22	0.10	0	D	1250	46.7	-21.4	0.0	24.1	0.0	0.0	1.2
249	593635.25	4782700.22	0.10	0	N	50	21.2	-21.4	0.0	-6.0	0.0	0.0	5.8
249	593635.25	4782700.22	0.10	0	N	63	28.5	-21.4	0.0	-5.9	0.0	0.0	12.9
249	593635.25	4782700.22	0.10	0	N	80	32.7	-21.4	0.0	-5.8	0.0	0.0	17.1
249	593635.25	4782700.22	0.10	0	N	100	35.0	-21.4	0.0	-5.6	0.0	0.0	19.2
249	593635.25	4782700.22	0.10	0	N	125	36.5	-21.4	0.0	-5.4	0.0	0.0	20.5
249	593635.25	4782700.22	0.10	0	N	160	38.3	-21.4	0.0	-5.0	0.0	0.0	21.8
249	593635.25	4782700.22	0.10	0	N	200	40.3	-21.4	0.0	-4.3	0.0	0.0	23.1
249	593635.25	4782700.22	0.10	0	N	250	43.5	-21.4	0.0	-2.9	0.0	0.0	25.0
249	593635.25	4782700.22	0.10	0	N	315	44.0	-21.4	0.0	-0.5	0.0	0.0	23.1
249	593635.25	4782700.22	0.10	0	N	400	44.4	-21.4	0.0	3.9	0.0	0.0	19.1
249	593635.25	4782700.22	0.10	0	N	500	46.8	-21.4	0.0	10.5	0.0	0.0	14.9
249	593635.25	4782700.22	0.10	0	N	630	48.3	-21.4	0.0	18.4	0.0	0.0	8.5
249	593635.25	4782700.22	0.10	0	N	800	47.1	-21.4	0.0	21.4	0.0	0.0	4.3
249	593635.25	4782700.22	0.10	0	N	1000	47.7	-21.4	0.0	22.7	0.0	0.0	3.6
249	593635.25	4782700.22	0.10	0	N	1250	46.7	-21.4	0.0	24.1	0.0	0.0	1.1
253	594254.34	4782508.51	0.10	0	D	50	21.3	-24.7	0.0	-6.0	0.0	0.0	2.6
253	594254.34	4782508.51	0.10	0	D	63	28.6	-24.7	0.0	-5.8	0.0	0.0	9.7
253	594254.34	4782508.51	0.10	0	D	80	32.8	-24.7	0.0	-5.7	0.0	0.0	13.8
253	594254.34	4782508.51	0.10	0	D	100	35.1	-24.7	0.0	-5.6	0.0	0.0	15.9
253	594254.34	4782508.51	0.10	0	D	125	36.6	-24.7	0.0	-5.3	0.0	0.0	17.2
253	594254.34	4782508.51	0.10	0	D	160	38.3	-24.7	0.0	-4.7	0.0	0.0	18.4
253	594254.34	4782508.51	0.10	0	D	200	40.3	-24.7	0.0	-3.8	0.0	0.0	19.4
253	594254.34	4782508.51	0.10	0	D	250	43.6	-24.7	0.0	-1.7	0.0	0.0	20.6
253	594254.34	4782508.51	0.10	0	D	315	44.1	-24.7	0.0	1.7	0.0	0.0	17.7
253	594254.34	4782508.51	0.10	0	D	400	44.5	-24.7	0.0	7.7	0.0	0.0	12.1
253	594254.34	4782508.51	0.10	0	D	500	46.9	-24.7	0.0	16.1	0.0	0.0	6.0
253	594254.34	4782508.51	0.10	0	D	630	48.4	-24.7	0.0	23.0	0.0	0.0	0.7
253	594254.34	4782508.51	0.10	0	N	50	21.2	-24.7	0.0	-6.0	0.0	0.0	2.5
253	594254.34	4782508.51	0.10	0	N	63	28.5	-24.7	0.0	-5.8	0.0	0.0	9.6
253	594254.34	4782508.51	0.10	0	N	80	32.7	-24.7	0.0	-5.7	0.0	0.0	13.7
253	594254.34	4782508.51	0.10	0	N	100	35.0	-24.7	0.0	-5.6	0.0	0.0	15.8
253	594254.34	4782508.51	0.10	0	N	125	36.5	-24.7	0.0	-5.3	0.0	0.0	17.1
253	594254.34	4782508.51	0.10	0	N	160	38.3	-24.7	0.0	-4.7	0.0	0.0	18.3
253	594254.34	4782508.51	0.10	0	N	200	40.3	-24.7	0.0	-3.8	0.0	0.0	19.4
253	594254.34	4782508.51	0.10	0	N	250	43.5	-24.7	0.0	-1.7	0.0	0.0	20.5
253	594254.34	4782508.51	0.10	0	N	315	44.0	-24.7	0.0	1.7	0.0	0.0	17.6
253	594254.34	4782508.51	0.10	0	N	400	44.4	-24.7	0.0	7.7	0.0	0.0	12.0
253	594254.34	4782508.51	0.10	0	N	500	46.8	-24.7	0.0	16.1	0.0	0.0	6.0
253	594254.34	4782508.51	0.10	0	N	630	48.3	-24.7	0.0	23.0	0.0	0.0	0.6
256	594156.72	4782538.98	0.10	0	D	50	21.3	-22.0	0.0	-6.0	0.0	0.0	5.3
256	594156.72	4782538.98	0.10	0	D	63	28.6	-22.0	0.0	-5.9	0.0	0.0	12.4
256	594156.72	4782538.98	0.10	0	D	80	32.8	-22.0	0.0	-5.8	0.0	0.0	16.6
256	594156.72	4782538.98	0.10	0	D	100	35.1	-22.0	0.0	-5.6	0.0	0.0	18.7
256	594156.72	4782538.98	0.10	0	D	125	36.6	-22.0	0.0	-5.4	0.0	0.0	20.0
256	594156.72	4782538.98	0.10	0	D	160	38.3	-22.0	0.0	-4.9	0.0	0.0	21.3
256	594156.72	4782538.98	0.10	0	D	200	40.3	-22.0	0.0	-4.2	0.0	0.0	22.6
256	594156.72	4782538.98	0.10	0	D	250	43.6	-22.0	0.0	-2.7	0.0	0.0	24.3
256	594156.72	4782538.98	0.10	0	D	315	44.1	-22.0	0.0	-0.1	0.0	0.0	22.2

Road, TNM, Name: "Rymal6 westbound", ID: "!01!Rymal6_WB"													
Nr.	X	Y	Z	Refl.	DEN	Freq.	Lw	Ad	Aair	Agr	Afol	RL	Lr
	(m)	(m)	(m)			(Hz)	dB(A)	(dB)	(dB)	(dB)	(dB)	(dB)	dB(A)
256	594156.72	4782538.98	0.10	0	D	400	44.5	-22.0	0.0	4.6	0.0	0.0	17.9
256	594156.72	4782538.98	0.10	0	D	500	46.9	-22.0	0.0	11.6	0.0	0.0	13.3
256	594156.72	4782538.98	0.10	0	D	630	48.4	-22.0	0.0	19.4	0.0	0.0	7.0
256	594156.72	4782538.98	0.10	0	D	800	47.2	-22.0	0.0	22.2	0.0	0.0	3.0
256	594156.72	4782538.98	0.10	0	D	1000	47.8	-22.0	0.0	23.5	0.0	0.0	2.3
256	594156.72	4782538.98	0.10	0	N	50	21.2	-22.0	0.0	-6.0	0.0	0.0	5.3
256	594156.72	4782538.98	0.10	0	N	63	28.5	-22.0	0.0	-5.9	0.0	0.0	12.4
256	594156.72	4782538.98	0.10	0	N	80	32.7	-22.0	0.0	-5.8	0.0	0.0	16.5
256	594156.72	4782538.98	0.10	0	N	100	35.0	-22.0	0.0	-5.6	0.0	0.0	18.6
256	594156.72	4782538.98	0.10	0	N	125	36.5	-22.0	0.0	-5.4	0.0	0.0	19.9
256	594156.72	4782538.98	0.10	0	N	160	38.3	-22.0	0.0	-4.9	0.0	0.0	21.2
256	594156.72	4782538.98	0.10	0	N	200	40.3	-22.0	0.0	-4.2	0.0	0.0	22.5
256	594156.72	4782538.98	0.10	0	N	250	43.5	-22.0	0.0	-2.7	0.0	0.0	24.2
256	594156.72	4782538.98	0.10	0	N	315	44.0	-22.0	0.0	-0.1	0.0	0.0	22.1
256	594156.72	4782538.98	0.10	0	N	400	44.4	-22.0	0.0	4.6	0.0	0.0	17.8
256	594156.72	4782538.98	0.10	0	N	500	46.8	-22.0	0.0	11.6	0.0	0.0	13.2
256	594156.72	4782538.98	0.10	0	N	630	48.3	-22.0	0.0	19.4	0.0	0.0	6.9
256	594156.72	4782538.98	0.10	0	N	800	47.1	-22.0	0.0	22.2	0.0	0.0	2.9
256	594156.72	4782538.98	0.10	0	N	1000	47.7	-22.0	0.0	23.5	0.0	0.0	2.3
260	594083.51	4782561.84	0.10	0	D	50	21.3	-22.4	0.0	-6.0	0.0	0.0	4.9
260	594083.51	4782561.84	0.10	0	D	63	28.6	-22.4	0.0	-5.9	0.0	0.0	12.1
260	594083.51	4782561.84	0.10	0	D	80	32.8	-22.4	0.0	-5.8	0.0	0.0	16.2
260	594083.51	4782561.84	0.10	0	D	100	35.1	-22.4	0.0	-5.7	0.0	0.0	18.4
260	594083.51	4782561.84	0.10	0	D	125	36.6	-22.4	0.0	-5.5	0.0	0.0	19.7
260	594083.51	4782561.84	0.10	0	D	160	38.3	-22.4	0.0	-5.1	0.0	0.0	21.1
260	594083.51	4782561.84	0.10	0	D	200	40.3	-22.4	0.0	-4.5	0.0	0.0	22.5
260	594083.51	4782561.84	0.10	0	D	250	43.6	-22.4	0.0	-3.4	0.0	0.0	24.6
260	594083.51	4782561.84	0.10	0	D	315	44.1	-22.4	0.0	-1.4	0.0	0.0	23.1
260	594083.51	4782561.84	0.10	0	D	400	44.5	-22.4	0.0	2.2	0.0	0.0	19.9
260	594083.51	4782561.84	0.10	0	D	500	46.9	-22.4	0.0	7.7	0.0	0.0	16.8
260	594083.51	4782561.84	0.10	0	D	630	48.4	-22.4	0.0	15.2	0.0	0.0	10.8
260	594083.51	4782561.84	0.10	0	D	800	47.2	-22.4	0.0	19.2	0.0	0.0	5.7
260	594083.51	4782561.84	0.10	0	D	1000	47.8	-22.4	0.0	20.5	0.0	0.0	5.0
260	594083.51	4782561.84	0.10	0	D	1250	46.7	-22.4	0.0	21.9	0.0	0.0	2.5
260	594083.51	4782561.84	0.10	0	N	50	21.2	-22.4	0.0	-6.0	0.0	0.0	4.9
260	594083.51	4782561.84	0.10	0	N	63	28.5	-22.4	0.0	-5.9	0.0	0.0	12.0
260	594083.51	4782561.84	0.10	0	N	80	32.7	-22.4	0.0	-5.8	0.0	0.0	16.2
260	594083.51	4782561.84	0.10	0	N	100	35.0	-22.4	0.0	-5.7	0.0	0.0	18.3
260	594083.51	4782561.84	0.10	0	N	125	36.5	-22.4	0.0	-5.5	0.0	0.0	19.7
260	594083.51	4782561.84	0.10	0	N	160	38.3	-22.4	0.0	-5.1	0.0	0.0	21.0
260	594083.51	4782561.84	0.10	0	N	200	40.3	-22.4	0.0	-4.5	0.0	0.0	22.5
260	594083.51	4782561.84	0.10	0	N	250	43.5	-22.4	0.0	-3.4	0.0	0.0	24.5
260	594083.51	4782561.84	0.10	0	N	315	44.0	-22.4	0.0	-1.4	0.0	0.0	23.1
260	594083.51	4782561.84	0.10	0	N	400	44.4	-22.4	0.0	2.2	0.0	0.0	19.9
260	594083.51	4782561.84	0.10	0	N	500	46.8	-22.4	0.0	7.7	0.0	0.0	16.7
260	594083.51	4782561.84	0.10	0	N	630	48.3	-22.4	0.0	15.2	0.0	0.0	10.7
260	594083.51	4782561.84	0.10	0	N	800	47.1	-22.4	0.0	19.2	0.0	0.0	5.6
260	594083.51	4782561.84	0.10	0	N	1000	47.7	-22.4	0.0	20.5	0.0	0.0	4.9
260	594083.51	4782561.84	0.10	0	N	1250	46.7	-22.4	0.0	21.9	0.0	0.0	2.4
263	594034.70	4782577.08	0.10	0	D	50	21.3	-19.9	0.0	-6.0	0.0	0.0	7.4
263	594034.70	4782577.08	0.10	0	D	63	28.6	-19.9	0.0	-5.9	0.0	0.0	14.6
263	594034.70	4782577.08	0.10	0	D	80	32.8	-19.9	0.0	-5.8	0.0	0.0	18.7
263	594034.70	4782577.08	0.10	0	D	100	35.1	-19.9	0.0	-5.7	0.0	0.0	20.9
263	594034.70	4782577.08	0.10	0	D	125	36.6	-19.9	0.0	-5.6	0.0	0.0	22.3
263	594034.70	4782577.08	0.10	0	D	160	38.3	-19.9	0.0	-5.3	0.0	0.0	23.7
263	594034.70	4782577.08	0.10	0	D	200	40.3	-19.9	0.0	-4.8	0.0	0.0	25.2
263	594034.70	4782577.08	0.10	0	D	250	43.6	-19.9	0.0	-3.9	0.0	0.0	27.5
263	594034.70	4782577.08	0.10	0	D	315	44.1	-19.9	0.0	-2.3	0.0	0.0	26.5
263	594034.70	4782577.08	0.10	0	D	400	44.5	-19.9	0.0	0.6	0.0	0.0	24.0
263	594034.70	4782577.08	0.10	0	D	500	46.9	-19.9	0.0	4.9	0.0	0.0	22.0
263	594034.70	4782577.08	0.10	0	D	630	48.4	-19.9	0.0	11.4	0.0	0.0	17.1
263	594034.70	4782577.08	0.10	0	D	800	47.2	-19.9	0.0	16.3	0.0	0.0	11.0
263	594034.70	4782577.08	0.10	0	D	1000	47.8	-19.9	0.0	17.8	0.0	0.0	10.1

Road, TNM, Name: "Rymal6 westbound", ID: "!01!Rymal6_WB"													
Nr.	X	Y	Z	Refl.	DEN	Freq.	Lw	Ad	Aair	Agr	Afol	RL	Lr
	(m)	(m)	(m)			(Hz)	dB(A)	(dB)	(dB)	(dB)	(dB)	(dB)	dB(A)
263	594034.70	4782577.08	0.10	0	D	1250	46.7	-19.9	0.0	19.2	0.0	0.0	7.6
263	594034.70	4782577.08	0.10	0	D	1600	46.1	-19.9	0.0	21.2	0.0	0.0	5.0
263	594034.70	4782577.08	0.10	0	D	2000	45.3	-19.9	0.0	23.3	0.0	0.0	2.1
263	594034.70	4782577.08	0.10	0	N	50	21.2	-19.9	0.0	-6.0	0.0	0.0	7.3
263	594034.70	4782577.08	0.10	0	N	63	28.5	-19.9	0.0	-5.9	0.0	0.0	14.5
263	594034.70	4782577.08	0.10	0	N	80	32.7	-19.9	0.0	-5.8	0.0	0.0	18.7
263	594034.70	4782577.08	0.10	0	N	100	35.0	-19.9	0.0	-5.7	0.0	0.0	20.8
263	594034.70	4782577.08	0.10	0	N	125	36.5	-19.9	0.0	-5.6	0.0	0.0	22.2
263	594034.70	4782577.08	0.10	0	N	160	38.3	-19.9	0.0	-5.3	0.0	0.0	23.6
263	594034.70	4782577.08	0.10	0	N	200	40.3	-19.9	0.0	-4.8	0.0	0.0	25.2
263	594034.70	4782577.08	0.10	0	N	250	43.5	-19.9	0.0	-3.9	0.0	0.0	27.5
263	594034.70	4782577.08	0.10	0	N	315	44.0	-19.9	0.0	-2.3	0.0	0.0	26.4
263	594034.70	4782577.08	0.10	0	N	400	44.4	-19.9	0.0	0.6	0.0	0.0	24.0
263	594034.70	4782577.08	0.10	0	N	500	46.8	-19.9	0.0	4.9	0.0	0.0	22.0
263	594034.70	4782577.08	0.10	0	N	630	48.3	-19.9	0.0	11.4	0.0	0.0	17.0
263	594034.70	4782577.08	0.10	0	N	800	47.1	-19.9	0.0	16.3	0.0	0.0	10.9
263	594034.70	4782577.08	0.10	0	N	1000	47.7	-19.9	0.0	17.8	0.0	0.0	10.0
263	594034.70	4782577.08	0.10	0	N	1250	46.7	-19.9	0.0	19.2	0.0	0.0	7.5
263	594034.70	4782577.08	0.10	0	N	1600	46.0	-19.9	0.0	21.2	0.0	0.0	4.9
263	594034.70	4782577.08	0.10	0	N	2000	45.3	-19.9	0.0	23.3	0.0	0.0	2.1
280	593985.89	4782592.32	0.10	0	D	50	21.3	-16.4	0.0	-6.0	0.0	0.0	10.9
280	593985.89	4782592.32	0.10	0	D	63	28.6	-16.4	0.0	-5.9	0.0	0.0	18.1
280	593985.89	4782592.32	0.10	0	D	80	32.8	-16.4	0.0	-5.9	0.0	0.0	22.2
280	593985.89	4782592.32	0.10	0	D	100	35.1	-16.4	0.0	-5.8	0.0	0.0	24.4
280	593985.89	4782592.32	0.10	0	D	125	36.6	-16.4	0.0	-5.7	0.0	0.0	25.8
280	593985.89	4782592.32	0.10	0	D	160	38.3	-16.4	0.0	-5.4	0.0	0.0	27.3
280	593985.89	4782592.32	0.10	0	D	200	40.3	-16.4	0.0	-5.0	0.0	0.0	28.9
280	593985.89	4782592.32	0.10	0	D	250	43.6	-16.4	0.0	-4.3	0.0	0.0	31.5
280	593985.89	4782592.32	0.10	0	D	315	44.1	-16.4	0.0	-3.1	0.0	0.0	30.8
280	593985.89	4782592.32	0.10	0	D	400	44.5	-16.4	0.0	-1.1	0.0	0.0	29.1
280	593985.89	4782592.32	0.10	0	D	500	46.9	-16.4	0.0	2.1	0.0	0.0	28.4
280	593985.89	4782592.32	0.10	0	D	630	48.4	-16.4	0.0	6.9	0.0	0.0	25.0
280	593985.89	4782592.32	0.10	0	D	800	47.2	-16.4	0.0	12.0	0.0	0.0	18.8
280	593985.89	4782592.32	0.10	0	D	1000	47.8	-16.4	0.0	14.3	0.0	0.0	17.1
280	593985.89	4782592.32	0.10	0	D	1250	46.7	-16.4	0.0	15.7	0.0	0.0	14.6
280	593985.89	4782592.32	0.10	0	D	1600	46.1	-16.4	0.0	17.6	0.0	0.0	12.0
280	593985.89	4782592.32	0.10	0	D	2000	45.3	-16.4	0.0	19.6	0.0	0.0	9.3
280	593985.89	4782592.32	0.10	0	D	2500	44.3	-16.4	0.0	21.3	0.0	0.0	6.6
280	593985.89	4782592.32	0.10	0	D	3150	43.6	-16.4	0.0	21.6	0.0	0.0	5.6
280	593985.89	4782592.32	0.10	0	D	4000	42.0	-16.4	0.0	20.7	0.0	0.0	4.9
280	593985.89	4782592.32	0.10	0	D	5000	40.2	-16.4	0.0	19.9	0.0	0.0	3.9
280	593985.89	4782592.32	0.10	0	D	6300	38.1	-16.4	0.0	19.9	0.0	0.0	1.7
280	593985.89	4782592.32	0.10	0	N	50	21.2	-16.4	0.0	-6.0	0.0	0.0	10.8
280	593985.89	4782592.32	0.10	0	N	63	28.5	-16.4	0.0	-5.9	0.0	0.0	18.0
280	593985.89	4782592.32	0.10	0	N	80	32.7	-16.4	0.0	-5.9	0.0	0.0	22.2
280	593985.89	4782592.32	0.10	0	N	100	35.0	-16.4	0.0	-5.8	0.0	0.0	24.3
280	593985.89	4782592.32	0.10	0	N	125	36.5	-16.4	0.0	-5.7	0.0	0.0	25.7
280	593985.89	4782592.32	0.10	0	N	160	38.3	-16.4	0.0	-5.4	0.0	0.0	27.2
280	593985.89	4782592.32	0.10	0	N	200	40.3	-16.4	0.0	-5.0	0.0	0.0	28.9
280	593985.89	4782592.32	0.10	0	N	250	43.5	-16.4	0.0	-4.3	0.0	0.0	31.4
280	593985.89	4782592.32	0.10	0	N	315	44.0	-16.4	0.0	-3.1	0.0	0.0	30.7
280	593985.89	4782592.32	0.10	0	N	400	44.4	-16.4	0.0	-1.1	0.0	0.0	29.0
280	593985.89	4782592.32	0.10	0	N	500	46.8	-16.4	0.0	2.1	0.0	0.0	28.3
280	593985.89	4782592.32	0.10	0	N	630	48.3	-16.4	0.0	6.9	0.0	0.0	25.0
280	593985.89	4782592.32	0.10	0	N	800	47.1	-16.4	0.0	12.0	0.0	0.0	18.7
280	593985.89	4782592.32	0.10	0	N	1000	47.7	-16.4	0.0	14.3	0.0	0.0	17.0
280	593985.89	4782592.32	0.10	0	N	1250	46.7	-16.4	0.0	15.7	0.0	0.0	14.5
280	593985.89	4782592.32	0.10	0	N	1600	46.0	-16.4	0.0	17.6	0.0	0.0	11.9
280	593985.89	4782592.32	0.10	0	N	2000	45.3	-16.4	0.0	19.6	0.0	0.0	9.2
280	593985.89	4782592.32	0.10	0	N	2500	44.2	-16.4	0.0	21.3	0.0	0.0	6.5
280	593985.89	4782592.32	0.10	0	N	3150	43.6	-16.4	0.0	21.6	0.0	0.0	5.5
280	593985.89	4782592.32	0.10	0	N	4000	41.9	-16.4	0.0	20.7	0.0	0.0	4.8
280	593985.89	4782592.32	0.10	0	N	5000	40.1	-16.4	0.0	19.9	0.0	0.0	3.8

Road, TNM, Name: "Rymal6 westbound", ID: "!01!Rymal6_WB"													
Nr.	X	Y	Z	Refl.	DEN	Freq.	Lw	Ad	Aair	Agr	Afol	RL	Lr
	(m)	(m)	(m)			(Hz)	dB(A)	(dB)	(dB)	(dB)	(dB)	(dB)	dB(A)
280	593985.89	4782592.32	0.10	0	N	6300	38.0	-16.4	0.0	19.9	0.0	0.0	1.7
283	593949.29	4782603.75	0.10	0	D	50	21.3	-15.9	0.0	-6.0	0.0	0.0	11.4
283	593949.29	4782603.75	0.10	0	D	63	28.6	-15.9	0.0	-5.9	0.0	0.0	18.6
283	593949.29	4782603.75	0.10	0	D	80	32.8	-15.9	0.0	-5.9	0.0	0.0	22.8
283	593949.29	4782603.75	0.10	0	D	100	35.1	-15.9	0.0	-5.8	0.0	0.0	25.0
283	593949.29	4782603.75	0.10	0	D	125	36.6	-15.9	0.0	-5.7	0.0	0.0	26.4
283	593949.29	4782603.75	0.10	0	D	160	38.3	-15.9	0.0	-5.5	0.0	0.0	28.0
283	593949.29	4782603.75	0.10	0	D	200	40.3	-15.9	0.0	-5.2	0.0	0.0	29.7
283	593949.29	4782603.75	0.10	0	D	250	43.6	-15.9	0.0	-4.7	0.0	0.0	32.4
283	593949.29	4782603.75	0.10	0	D	315	44.1	-15.9	0.0	-3.8	0.0	0.0	32.0
283	593949.29	4782603.75	0.10	0	D	400	44.5	-15.9	0.0	-2.3	0.0	0.0	30.9
283	593949.29	4782603.75	0.10	0	D	500	46.9	-15.9	0.0	-0.1	0.0	0.0	31.1
283	593949.29	4782603.75	0.10	0	D	630	48.4	-15.9	0.0	3.3	0.0	0.0	29.2
283	593949.29	4782603.75	0.10	0	D	800	47.2	-15.9	0.0	7.4	0.0	0.0	23.9
283	593949.29	4782603.75	0.10	0	D	1000	47.8	-15.9	0.0	10.3	0.0	0.0	21.7
283	593949.29	4782603.75	0.10	0	D	1250	46.7	-15.9	0.0	12.0	0.0	0.0	18.8
283	593949.29	4782603.75	0.10	0	D	1600	46.1	-15.9	0.0	13.9	0.0	0.0	16.3
283	593949.29	4782603.75	0.10	0	D	2000	45.3	-15.9	0.0	15.8	0.0	0.0	13.7
283	593949.29	4782603.75	0.10	0	D	2500	44.3	-15.9	0.0	17.3	0.0	0.0	11.1
283	593949.29	4782603.75	0.10	0	D	3150	43.6	-15.9	0.0	17.4	0.0	0.0	10.4
283	593949.29	4782603.75	0.10	0	D	4000	42.0	-15.9	0.0	16.0	0.0	0.0	10.1
283	593949.29	4782603.75	0.10	0	D	5000	40.2	-15.9	0.0	14.5	0.0	0.0	9.8
283	593949.29	4782603.75	0.10	0	D	6300	38.1	-15.9	0.0	14.5	0.0	0.0	7.6
283	593949.29	4782603.75	0.10	0	D	8000	35.3	-15.9	0.0	14.5	0.0	0.0	4.9
283	593949.29	4782603.75	0.10	0	D	10000	31.7	-15.9	0.0	14.5	0.0	0.0	1.3
283	593949.29	4782603.75	0.10	0	N	50	21.2	-15.9	0.0	-6.0	0.0	0.0	11.4
283	593949.29	4782603.75	0.10	0	N	63	28.5	-15.9	0.0	-5.9	0.0	0.0	18.6
283	593949.29	4782603.75	0.10	0	N	80	32.7	-15.9	0.0	-5.9	0.0	0.0	22.7
283	593949.29	4782603.75	0.10	0	N	100	35.0	-15.9	0.0	-5.8	0.0	0.0	24.9
283	593949.29	4782603.75	0.10	0	N	125	36.5	-15.9	0.0	-5.7	0.0	0.0	26.4
283	593949.29	4782603.75	0.10	0	N	160	38.3	-15.9	0.0	-5.5	0.0	0.0	27.9
283	593949.29	4782603.75	0.10	0	N	200	40.3	-15.9	0.0	-5.2	0.0	0.0	29.6
283	593949.29	4782603.75	0.10	0	N	250	43.5	-15.9	0.0	-4.7	0.0	0.0	32.3
283	593949.29	4782603.75	0.10	0	N	315	44.0	-15.9	0.0	-3.8	0.0	0.0	31.9
283	593949.29	4782603.75	0.10	0	N	400	44.4	-15.9	0.0	-2.3	0.0	0.0	30.8
283	593949.29	4782603.75	0.10	0	N	500	46.8	-15.9	0.0	-0.1	0.0	0.0	31.0
283	593949.29	4782603.75	0.10	0	N	630	48.3	-15.9	0.0	3.3	0.0	0.0	29.2
283	593949.29	4782603.75	0.10	0	N	800	47.1	-15.9	0.0	7.4	0.0	0.0	23.9
283	593949.29	4782603.75	0.10	0	N	1000	47.7	-15.9	0.0	10.3	0.0	0.0	21.6
283	593949.29	4782603.75	0.10	0	N	1250	46.7	-15.9	0.0	12.0	0.0	0.0	18.8
283	593949.29	4782603.75	0.10	0	N	1600	46.0	-15.9	0.0	13.9	0.0	0.0	16.2
283	593949.29	4782603.75	0.10	0	N	2000	45.3	-15.9	0.0	15.8	0.0	0.0	13.6
283	593949.29	4782603.75	0.10	0	N	2500	44.2	-15.9	0.0	17.3	0.0	0.0	11.0
283	593949.29	4782603.75	0.10	0	N	3150	43.6	-15.9	0.0	17.4	0.0	0.0	10.3
283	593949.29	4782603.75	0.10	0	N	4000	41.9	-15.9	0.0	16.0	0.0	0.0	10.1
283	593949.29	4782603.75	0.10	0	N	5000	40.1	-15.9	0.0	14.5	0.0	0.0	9.7
283	593949.29	4782603.75	0.10	0	N	6300	38.0	-15.9	0.0	14.5	0.0	0.0	7.6
283	593949.29	4782603.75	0.10	0	N	8000	35.2	-15.9	0.0	14.5	0.0	0.0	4.8
283	593949.29	4782603.75	0.10	0	N	10000	31.6	-15.9	0.0	14.5	0.0	0.0	1.2
286	593930.98	4782609.46	0.10	0	D	50	21.3	-16.4	0.0	-6.0	0.0	0.0	10.9
286	593930.98	4782609.46	0.10	0	D	63	28.6	-16.4	0.0	-5.9	0.0	0.0	18.1
286	593930.98	4782609.46	0.10	0	D	80	32.8	-16.4	0.0	-5.9	0.0	0.0	22.3
286	593930.98	4782609.46	0.10	0	D	100	35.1	-16.4	0.0	-5.8	0.0	0.0	24.5
286	593930.98	4782609.46	0.10	0	D	125	36.6	-16.4	0.0	-5.7	0.0	0.0	25.9
286	593930.98	4782609.46	0.10	0	D	160	38.3	-16.4	0.0	-5.6	0.0	0.0	27.5
286	593930.98	4782609.46	0.10	0	D	200	40.3	-16.4	0.0	-5.3	0.0	0.0	29.2
286	593930.98	4782609.46	0.10	0	D	250	43.6	-16.4	0.0	-4.8	0.0	0.0	32.0
286	593930.98	4782609.46	0.10	0	D	315	44.1	-16.4	0.0	-4.1	0.0	0.0	31.8
286	593930.98	4782609.46	0.10	0	D	400	44.5	-16.4	0.0	-2.9	0.0	0.0	31.0
286	593930.98	4782609.46	0.10	0	D	500	46.9	-16.4	0.0	-1.2	0.0	0.0	31.6
286	593930.98	4782609.46	0.10	0	D	630	48.4	-16.4	0.0	1.4	0.0	0.0	30.6
286	593930.98	4782609.46	0.10	0	D	800	47.2	-16.4	0.0	4.7	0.0	0.0	26.1
286	593930.98	4782609.46	0.10	0	D	1000	47.8	-16.4	0.0	7.5	0.0	0.0	23.9

Road, TNM, Name: "Rymal6 westbound", ID: "!01!Rymal6_WB"													
Nr.	X	Y	Z	Refl.	DEN	Freq.	Lw	Ad	Aair	Agr	Afol	RL	Lr
	(m)	(m)	(m)			(Hz)	dB(A)	(dB)	(dB)	(dB)	(dB)	(dB)	dB(A)
286	593930.98	4782609.46	0.10	0	D	1250	46.7	-16.4	0.0	9.5	0.0	0.0	20.8
286	593930.98	4782609.46	0.10	0	D	1600	46.1	-16.4	0.0	11.5	0.0	0.0	18.2
286	593930.98	4782609.46	0.10	0	D	2000	45.3	-16.4	0.0	13.3	0.0	0.0	15.6
286	593930.98	4782609.46	0.10	0	D	2500	44.3	-16.4	0.0	14.8	0.0	0.0	13.1
286	593930.98	4782609.46	0.10	0	D	3150	43.6	-16.4	0.0	14.7	0.0	0.0	12.5
286	593930.98	4782609.46	0.10	0	D	4000	42.0	-16.4	0.0	13.1	0.0	0.0	12.5
286	593930.98	4782609.46	0.10	0	D	5000	40.2	-16.4	0.0	11.3	0.0	0.0	12.5
286	593930.98	4782609.46	0.10	0	D	6300	38.1	-16.4	0.0	11.3	0.0	0.0	10.3
286	593930.98	4782609.46	0.10	0	D	8000	35.3	-16.4	0.0	11.3	0.0	0.0	7.6
286	593930.98	4782609.46	0.10	0	D	10000	31.7	-16.4	0.0	11.3	0.0	0.0	4.0
286	593930.98	4782609.46	0.10	0	N	50	21.2	-16.4	0.0	-6.0	0.0	0.0	10.8
286	593930.98	4782609.46	0.10	0	N	63	28.5	-16.4	0.0	-5.9	0.0	0.0	18.0
286	593930.98	4782609.46	0.10	0	N	80	32.7	-16.4	0.0	-5.9	0.0	0.0	22.2
286	593930.98	4782609.46	0.10	0	N	100	35.0	-16.4	0.0	-5.8	0.0	0.0	24.4
286	593930.98	4782609.46	0.10	0	N	125	36.5	-16.4	0.0	-5.7	0.0	0.0	25.9
286	593930.98	4782609.46	0.10	0	N	160	38.3	-16.4	0.0	-5.6	0.0	0.0	27.4
286	593930.98	4782609.46	0.10	0	N	200	40.3	-16.4	0.0	-5.3	0.0	0.0	29.2
286	593930.98	4782609.46	0.10	0	N	250	43.5	-16.4	0.0	-4.8	0.0	0.0	31.9
286	593930.98	4782609.46	0.10	0	N	315	44.0	-16.4	0.0	-4.1	0.0	0.0	31.7
286	593930.98	4782609.46	0.10	0	N	400	44.4	-16.4	0.0	-2.9	0.0	0.0	30.9
286	593930.98	4782609.46	0.10	0	N	500	46.8	-16.4	0.0	-1.2	0.0	0.0	31.6
286	593930.98	4782609.46	0.10	0	N	630	48.3	-16.4	0.0	1.4	0.0	0.0	30.5
286	593930.98	4782609.46	0.10	0	N	800	47.1	-16.4	0.0	4.7	0.0	0.0	26.0
286	593930.98	4782609.46	0.10	0	N	1000	47.7	-16.4	0.0	7.5	0.0	0.0	23.8
286	593930.98	4782609.46	0.10	0	N	1250	46.7	-16.4	0.0	9.5	0.0	0.0	20.7
286	593930.98	4782609.46	0.10	0	N	1600	46.0	-16.4	0.0	11.5	0.0	0.0	18.1
286	593930.98	4782609.46	0.10	0	N	2000	45.3	-16.4	0.0	13.3	0.0	0.0	15.5
286	593930.98	4782609.46	0.10	0	N	2500	44.2	-16.4	0.0	14.8	0.0	0.0	13.0
286	593930.98	4782609.46	0.10	0	N	3150	43.6	-16.4	0.0	14.7	0.0	0.0	12.4
286	593930.98	4782609.46	0.10	0	N	4000	41.9	-16.4	0.0	13.1	0.0	0.0	12.4
286	593930.98	4782609.46	0.10	0	N	5000	40.1	-16.4	0.0	11.3	0.0	0.0	12.4
286	593930.98	4782609.46	0.10	0	N	6300	38.0	-16.4	0.0	11.3	0.0	0.0	10.3
286	593930.98	4782609.46	0.10	0	N	8000	35.2	-16.4	0.0	11.3	0.0	0.0	7.5
286	593930.98	4782609.46	0.10	0	N	10000	31.6	-16.4	0.0	11.3	0.0	0.0	3.9
289	593918.78	4782613.27	0.10	0	D	50	21.3	-14.3	0.0	-6.0	0.0	0.0	13.0
289	593918.78	4782613.27	0.10	0	D	63	28.6	-14.3	0.0	-5.9	0.0	0.0	20.2
289	593918.78	4782613.27	0.10	0	D	80	32.8	-14.3	0.0	-5.9	0.0	0.0	24.4
289	593918.78	4782613.27	0.10	0	D	100	35.1	-14.3	0.0	-5.8	0.0	0.0	26.6
289	593918.78	4782613.27	0.10	0	D	125	36.6	-14.3	0.0	-5.8	0.0	0.0	28.1
289	593918.78	4782613.27	0.10	0	D	160	38.3	-14.3	0.0	-5.6	0.0	0.0	29.6
289	593918.78	4782613.27	0.10	0	D	200	40.3	-14.3	0.0	-5.4	0.0	0.0	31.4
289	593918.78	4782613.27	0.10	0	D	250	43.6	-14.3	0.0	-4.9	0.0	0.0	34.2
289	593918.78	4782613.27	0.10	0	D	315	44.1	-14.3	0.0	-4.3	0.0	0.0	34.1
289	593918.78	4782613.27	0.10	0	D	400	44.5	-14.3	0.0	-3.3	0.0	0.0	33.5
289	593918.78	4782613.27	0.10	0	D	500	46.9	-14.3	0.0	-1.9	0.0	0.0	34.5
289	593918.78	4782613.27	0.10	0	D	630	48.4	-14.3	0.0	0.2	0.0	0.0	33.9
289	593918.78	4782613.27	0.10	0	D	800	47.2	-14.3	0.0	2.9	0.0	0.0	30.0
289	593918.78	4782613.27	0.10	0	D	1000	47.8	-14.3	0.0	5.5	0.0	0.0	28.0
289	593918.78	4782613.27	0.10	0	D	1250	46.7	-14.3	0.0	7.5	0.0	0.0	24.9
289	593918.78	4782613.27	0.10	0	D	1600	46.1	-14.3	0.0	9.5	0.0	0.0	22.2
289	593918.78	4782613.27	0.10	0	D	2000	45.3	-14.3	0.0	11.4	0.0	0.0	19.7
289	593918.78	4782613.27	0.10	0	D	2500	44.3	-14.3	0.0	12.8	0.0	0.0	17.2
289	593918.78	4782613.27	0.10	0	D	3150	43.6	-14.3	0.0	12.7	0.0	0.0	16.7
289	593918.78	4782613.27	0.10	0	D	4000	42.0	-14.3	0.0	10.9	0.0	0.0	16.8
289	593918.78	4782613.27	0.10	0	D	5000	40.2	-14.3	0.0	8.9	0.0	0.0	17.0
289	593918.78	4782613.27	0.10	0	D	6300	38.1	-14.3	0.0	8.9	0.0	0.0	14.9
289	593918.78	4782613.27	0.10	0	D	8000	35.3	-14.3	0.0	8.9	0.0	0.0	12.1
289	593918.78	4782613.27	0.10	0	D	10000	31.7	-14.3	0.0	8.9	0.0	0.0	8.5
289	593918.78	4782613.27	0.10	0	N	50	21.2	-14.3	0.0	-6.0	0.0	0.0	12.9
289	593918.78	4782613.27	0.10	0	N	63	28.5	-14.3	0.0	-5.9	0.0	0.0	20.1
289	593918.78	4782613.27	0.10	0	N	80	32.7	-14.3	0.0	-5.9	0.0	0.0	24.3
289	593918.78	4782613.27	0.10	0	N	100	35.0	-14.3	0.0	-5.8	0.0	0.0	26.5
289	593918.78	4782613.27	0.10	0	N	125	36.5	-14.3	0.0	-5.8	0.0	0.0	28.0

Road, TNM, Name: "Rymal6 westbound", ID: "!01!Rymal6_WB"													
Nr.	X	Y	Z	Refl.	DEN	Freq.	Lw	Ad	Aair	Agr	Afol	RL	Lr
	(m)	(m)	(m)			(Hz)	dB(A)	(dB)	(dB)	(dB)	(dB)	(dB)	dB(A)
289	593918.78	4782613.27	0.10	0	N	160	38.3	-14.3	0.0	-5.6	0.0	0.0	29.6
289	593918.78	4782613.27	0.10	0	N	200	40.3	-14.3	0.0	-5.4	0.0	0.0	31.3
289	593918.78	4782613.27	0.10	0	N	250	43.5	-14.3	0.0	-4.9	0.0	0.0	34.2
289	593918.78	4782613.27	0.10	0	N	315	44.0	-14.3	0.0	-4.3	0.0	0.0	34.0
289	593918.78	4782613.27	0.10	0	N	400	44.4	-14.3	0.0	-3.3	0.0	0.0	33.4
289	593918.78	4782613.27	0.10	0	N	500	46.8	-14.3	0.0	-1.9	0.0	0.0	34.4
289	593918.78	4782613.27	0.10	0	N	630	48.3	-14.3	0.0	0.2	0.0	0.0	33.8
289	593918.78	4782613.27	0.10	0	N	800	47.1	-14.3	0.0	2.9	0.0	0.0	29.9
289	593918.78	4782613.27	0.10	0	N	1000	47.7	-14.3	0.0	5.5	0.0	0.0	28.0
289	593918.78	4782613.27	0.10	0	N	1250	46.7	-14.3	0.0	7.5	0.0	0.0	24.8
289	593918.78	4782613.27	0.10	0	N	1600	46.0	-14.3	0.0	9.5	0.0	0.0	22.2
289	593918.78	4782613.27	0.10	0	N	2000	45.3	-14.3	0.0	11.4	0.0	0.0	19.6
289	593918.78	4782613.27	0.10	0	N	2500	44.2	-14.3	0.0	12.8	0.0	0.0	17.1
289	593918.78	4782613.27	0.10	0	N	3150	43.6	-14.3	0.0	12.7	0.0	0.0	16.6
289	593918.78	4782613.27	0.10	0	N	4000	41.9	-14.3	0.0	10.9	0.0	0.0	16.8
289	593918.78	4782613.27	0.10	0	N	5000	40.1	-14.3	0.0	8.9	0.0	0.0	16.9
289	593918.78	4782613.27	0.10	0	N	6300	38.0	-14.3	0.0	8.9	0.0	0.0	14.8
289	593918.78	4782613.27	0.10	0	N	8000	35.2	-14.3	0.0	8.9	0.0	0.0	12.1
289	593918.78	4782613.27	0.10	0	N	10000	31.6	-14.3	0.0	8.9	0.0	0.0	8.4
308	593907.16	4782616.90	0.10	0	D	50	21.3	-12.4	0.0	-6.0	0.0	0.0	14.8
308	593907.16	4782616.90	0.10	0	D	63	28.6	-12.4	0.0	-5.9	0.0	0.0	22.1
308	593907.16	4782616.90	0.10	0	D	80	32.8	-12.4	0.0	-5.9	0.0	0.0	26.2
308	593907.16	4782616.90	0.10	0	D	100	35.1	-12.4	0.0	-5.9	0.0	0.0	28.5
308	593907.16	4782616.90	0.10	0	D	125	36.6	-12.4	0.0	-5.8	0.0	0.0	29.9
308	593907.16	4782616.90	0.10	0	D	160	38.3	-12.4	0.0	-5.6	0.0	0.0	31.5
308	593907.16	4782616.90	0.10	0	D	200	40.3	-12.4	0.0	-5.4	0.0	0.0	33.3
308	593907.16	4782616.90	0.10	0	D	250	43.6	-12.4	0.0	-5.1	0.0	0.0	36.2
308	593907.16	4782616.90	0.10	0	D	315	44.1	-12.4	0.0	-4.5	0.0	0.0	36.2
308	593907.16	4782616.90	0.10	0	D	400	44.5	-12.4	0.0	-3.7	0.0	0.0	35.7
308	593907.16	4782616.90	0.10	0	D	500	46.9	-12.4	0.0	-2.5	0.0	0.0	37.0
308	593907.16	4782616.90	0.10	0	D	630	48.4	-12.4	0.0	-0.9	0.0	0.0	36.8
308	593907.16	4782616.90	0.10	0	D	800	47.2	-12.4	0.0	1.3	0.0	0.0	33.5
308	593907.16	4782616.90	0.10	0	D	1000	47.8	-12.4	0.0	3.5	0.0	0.0	31.9
308	593907.16	4782616.90	0.10	0	D	1250	46.7	-12.4	0.0	5.5	0.0	0.0	28.8
308	593907.16	4782616.90	0.10	0	D	1600	46.1	-12.4	0.0	7.5	0.0	0.0	26.1
308	593907.16	4782616.90	0.10	0	D	2000	45.3	-12.4	0.0	9.4	0.0	0.0	23.5
308	593907.16	4782616.90	0.10	0	D	2500	44.3	-12.4	0.0	10.8	0.0	0.0	21.1
308	593907.16	4782616.90	0.10	0	D	3150	43.6	-12.4	0.0	10.6	0.0	0.0	20.6
308	593907.16	4782616.90	0.10	0	D	4000	42.0	-12.4	0.0	8.6	0.0	0.0	21.0
308	593907.16	4782616.90	0.10	0	D	5000	40.2	-12.4	0.0	6.4	0.0	0.0	21.3
308	593907.16	4782616.90	0.10	0	D	6300	38.1	-12.4	0.0	6.4	0.0	0.0	19.2
308	593907.16	4782616.90	0.10	0	D	8000	35.3	-12.4	0.0	6.4	0.0	0.0	16.4
308	593907.16	4782616.90	0.10	0	D	10000	31.7	-12.4	0.0	6.4	0.0	0.0	12.8
308	593907.16	4782616.90	0.10	0	N	50	21.2	-12.4	0.0	-6.0	0.0	0.0	14.8
308	593907.16	4782616.90	0.10	0	N	63	28.5	-12.4	0.0	-5.9	0.0	0.0	22.0
308	593907.16	4782616.90	0.10	0	N	80	32.7	-12.4	0.0	-5.9	0.0	0.0	26.2
308	593907.16	4782616.90	0.10	0	N	100	35.0	-12.4	0.0	-5.9	0.0	0.0	28.4
308	593907.16	4782616.90	0.10	0	N	125	36.5	-12.4	0.0	-5.8	0.0	0.0	29.9
308	593907.16	4782616.90	0.10	0	N	160	38.3	-12.4	0.0	-5.6	0.0	0.0	31.5
308	593907.16	4782616.90	0.10	0	N	200	40.3	-12.4	0.0	-5.4	0.0	0.0	33.3
308	593907.16	4782616.90	0.10	0	N	250	43.5	-12.4	0.0	-5.1	0.0	0.0	36.1
308	593907.16	4782616.90	0.10	0	N	315	44.0	-12.4	0.0	-4.5	0.0	0.0	36.1
308	593907.16	4782616.90	0.10	0	N	400	44.4	-12.4	0.0	-3.7	0.0	0.0	35.7
308	593907.16	4782616.90	0.10	0	N	500	46.8	-12.4	0.0	-2.5	0.0	0.0	36.9
308	593907.16	4782616.90	0.10	0	N	630	48.3	-12.4	0.0	-0.9	0.0	0.0	36.8
308	593907.16	4782616.90	0.10	0	N	800	47.1	-12.4	0.0	1.3	0.0	0.0	33.4
308	593907.16	4782616.90	0.10	0	N	1000	47.7	-12.4	0.0	3.5	0.0	0.0	31.8
308	593907.16	4782616.90	0.10	0	N	1250	46.7	-12.4	0.0	5.5	0.0	0.0	28.7
308	593907.16	4782616.90	0.10	0	N	1600	46.0	-12.4	0.0	7.5	0.0	0.0	26.0
308	593907.16	4782616.90	0.10	0	N	2000	45.3	-12.4	0.0	9.4	0.0	0.0	23.4
308	593907.16	4782616.90	0.10	0	N	2500	44.2	-12.4	0.0	10.8	0.0	0.0	21.0
308	593907.16	4782616.90	0.10	0	N	3150	43.6	-12.4	0.0	10.6	0.0	0.0	20.6
308	593907.16	4782616.90	0.10	0	N	4000	41.9	-12.4	0.0	8.6	0.0	0.0	20.9

Road, TNM, Name: "Rymal6 westbound", ID: "!01!Rymal6_WB"													
Nr.	X	Y	Z	Refl.	DEN	Freq.	Lw	Ad	Aair	Agr	Afol	RL	Lr
	(m)	(m)	(m)			(Hz)	dB(A)	(dB)	(dB)	(dB)	(dB)	(dB)	dB(A)
308	593907.16	4782616.90	0.10	0	N	5000	40.1	-12.4	0.0	6.4	0.0	0.0	21.2
308	593907.16	4782616.90	0.10	0	N	6300	38.0	-12.4	0.0	6.4	0.0	0.0	19.1
308	593907.16	4782616.90	0.10	0	N	8000	35.2	-12.4	0.0	6.4	0.0	0.0	16.4
308	593907.16	4782616.90	0.10	0	N	10000	31.6	-12.4	0.0	6.4	0.0	0.0	12.7
327	593896.13	4782620.35	0.10	0	D	50	21.3	-10.3	0.0	-6.0	0.0	0.0	16.9
327	593896.13	4782620.35	0.10	0	D	63	28.6	-10.3	0.0	-5.9	0.0	0.0	24.1
327	593896.13	4782620.35	0.10	0	D	80	32.8	-10.3	0.0	-5.9	0.0	0.0	28.3
327	593896.13	4782620.35	0.10	0	D	100	35.1	-10.3	0.0	-5.9	0.0	0.0	30.6
327	593896.13	4782620.35	0.10	0	D	125	36.6	-10.3	0.0	-5.8	0.0	0.0	32.0
327	593896.13	4782620.35	0.10	0	D	160	38.3	-10.3	0.0	-5.7	0.0	0.0	33.7
327	593896.13	4782620.35	0.10	0	D	200	40.3	-10.3	0.0	-5.5	0.0	0.0	35.5
327	593896.13	4782620.35	0.10	0	D	250	43.6	-10.3	0.0	-5.1	0.0	0.0	38.4
327	593896.13	4782620.35	0.10	0	D	315	44.1	-10.3	0.0	-4.7	0.0	0.0	38.4
327	593896.13	4782620.35	0.10	0	D	400	44.5	-10.3	0.0	-4.0	0.0	0.0	38.1
327	593896.13	4782620.35	0.10	0	D	500	46.9	-10.3	0.0	-3.0	0.0	0.0	39.6
327	593896.13	4782620.35	0.10	0	D	630	48.4	-10.3	0.0	-1.7	0.0	0.0	39.7
327	593896.13	4782620.35	0.10	0	D	800	47.2	-10.3	0.0	0.1	0.0	0.0	36.8
327	593896.13	4782620.35	0.10	0	D	1000	47.8	-10.3	0.0	1.9	0.0	0.0	35.5
327	593896.13	4782620.35	0.10	0	D	1250	46.7	-10.3	0.0	3.8	0.0	0.0	32.6
327	593896.13	4782620.35	0.10	0	D	1600	46.1	-10.3	0.0	5.8	0.0	0.0	29.9
327	593896.13	4782620.35	0.10	0	D	2000	45.3	-10.3	0.0	7.7	0.0	0.0	27.3
327	593896.13	4782620.35	0.10	0	D	2500	44.3	-10.3	0.0	9.1	0.0	0.0	24.9
327	593896.13	4782620.35	0.10	0	D	3150	43.6	-10.3	0.0	8.8	0.0	0.0	24.5
327	593896.13	4782620.35	0.10	0	D	4000	42.0	-10.3	0.0	6.7	0.0	0.0	25.0
327	593896.13	4782620.35	0.10	0	D	5000	40.2	-10.3	0.0	4.4	0.0	0.0	25.5
327	593896.13	4782620.35	0.10	0	D	6300	38.1	-10.3	0.0	4.4	0.0	0.0	23.3
327	593896.13	4782620.35	0.10	0	D	8000	35.3	-10.3	0.0	4.4	0.0	0.0	20.6
327	593896.13	4782620.35	0.10	0	D	10000	31.7	-10.3	0.0	4.4	0.0	0.0	17.0
327	593896.13	4782620.35	0.10	0	N	50	21.2	-10.3	0.0	-6.0	0.0	0.0	16.9
327	593896.13	4782620.35	0.10	0	N	63	28.5	-10.3	0.0	-5.9	0.0	0.0	24.1
327	593896.13	4782620.35	0.10	0	N	80	32.7	-10.3	0.0	-5.9	0.0	0.0	28.3
327	593896.13	4782620.35	0.10	0	N	100	35.0	-10.3	0.0	-5.9	0.0	0.0	30.5
327	593896.13	4782620.35	0.10	0	N	125	36.5	-10.3	0.0	-5.8	0.0	0.0	32.0
327	593896.13	4782620.35	0.10	0	N	160	38.3	-10.3	0.0	-5.7	0.0	0.0	33.6
327	593896.13	4782620.35	0.10	0	N	200	40.3	-10.3	0.0	-5.5	0.0	0.0	35.4
327	593896.13	4782620.35	0.10	0	N	250	43.5	-10.3	0.0	-5.1	0.0	0.0	38.3
327	593896.13	4782620.35	0.10	0	N	315	44.0	-10.3	0.0	-4.7	0.0	0.0	38.3
327	593896.13	4782620.35	0.10	0	N	400	44.4	-10.3	0.0	-4.0	0.0	0.0	38.0
327	593896.13	4782620.35	0.10	0	N	500	46.8	-10.3	0.0	-3.0	0.0	0.0	39.5
327	593896.13	4782620.35	0.10	0	N	630	48.3	-10.3	0.0	-1.7	0.0	0.0	39.7
327	593896.13	4782620.35	0.10	0	N	800	47.1	-10.3	0.0	0.1	0.0	0.0	36.7
327	593896.13	4782620.35	0.10	0	N	1000	47.7	-10.3	0.0	1.9	0.0	0.0	35.5
327	593896.13	4782620.35	0.10	0	N	1250	46.7	-10.3	0.0	3.8	0.0	0.0	32.5
327	593896.13	4782620.35	0.10	0	N	1600	46.0	-10.3	0.0	5.8	0.0	0.0	29.8
327	593896.13	4782620.35	0.10	0	N	2000	45.3	-10.3	0.0	7.7	0.0	0.0	27.2
327	593896.13	4782620.35	0.10	0	N	2500	44.2	-10.3	0.0	9.1	0.0	0.0	24.8
327	593896.13	4782620.35	0.10	0	N	3150	43.6	-10.3	0.0	8.8	0.0	0.0	24.5
327	593896.13	4782620.35	0.10	0	N	4000	41.9	-10.3	0.0	6.7	0.0	0.0	24.9
327	593896.13	4782620.35	0.10	0	N	5000	40.1	-10.3	0.0	4.4	0.0	0.0	25.4
327	593896.13	4782620.35	0.10	0	N	6300	38.0	-10.3	0.0	4.4	0.0	0.0	23.3
327	593896.13	4782620.35	0.10	0	N	8000	35.2	-10.3	0.0	4.4	0.0	0.0	20.5
327	593896.13	4782620.35	0.10	0	N	10000	31.6	-10.3	0.0	4.4	0.0	0.0	16.9
344	593887.85	4782622.93	0.10	0	D	50	21.3	-12.4	0.0	-6.0	0.0	0.0	14.8
344	593887.85	4782622.93	0.10	0	D	63	28.6	-12.4	0.0	-5.9	0.0	0.0	22.1
344	593887.85	4782622.93	0.10	0	D	80	32.8	-12.4	0.0	-5.9	0.0	0.0	26.2
344	593887.85	4782622.93	0.10	0	D	100	35.1	-12.4	0.0	-5.9	0.0	0.0	28.5
344	593887.85	4782622.93	0.10	0	D	125	36.6	-12.4	0.0	-5.8	0.0	0.0	29.9
344	593887.85	4782622.93	0.10	0	D	160	38.3	-12.4	0.0	-5.7	0.0	0.0	31.6
344	593887.85	4782622.93	0.10	0	D	200	40.3	-12.4	0.0	-5.5	0.0	0.0	33.4
344	593887.85	4782622.93	0.10	0	D	250	43.6	-12.4	0.0	-5.2	0.0	0.0	36.3
344	593887.85	4782622.93	0.10	0	D	315	44.1	-12.4	0.0	-4.7	0.0	0.0	36.4
344	593887.85	4782622.93	0.10	0	D	400	44.5	-12.4	0.0	-4.1	0.0	0.0	36.1
344	593887.85	4782622.93	0.10	0	D	500	46.9	-12.4	0.0	-3.2	0.0	0.0	37.6

Road, TNM, Name: "Rymal6 westbound", ID: "!01!Rymal6_WB"													
Nr.	X	Y	Z	Refl.	DEN	Freq.	Lw	Ad	Aair	Agr	Afol	RL	Lr
	(m)	(m)	(m)			(Hz)	dB(A)	(dB)	(dB)	(dB)	(dB)	(dB)	dB(A)
344	593887.85	4782622.93	0.10	0	D	630	48.4	-12.4	0.0	-2.0	0.0	0.0	37.9
344	593887.85	4782622.93	0.10	0	D	800	47.2	-12.4	0.0	-0.4	0.0	0.0	35.2
344	593887.85	4782622.93	0.10	0	D	1000	47.8	-12.4	0.0	1.3	0.0	0.0	34.0
344	593887.85	4782622.93	0.10	0	D	1250	46.7	-12.4	0.0	3.1	0.0	0.0	31.1
344	593887.85	4782622.93	0.10	0	D	1600	46.1	-12.4	0.0	5.2	0.0	0.0	28.5
344	593887.85	4782622.93	0.10	0	D	2000	45.3	-12.4	0.0	7.0	0.0	0.0	25.9
344	593887.85	4782622.93	0.10	0	D	2500	44.3	-12.4	0.0	8.4	0.0	0.0	23.5
344	593887.85	4782622.93	0.10	0	D	3150	43.6	-12.4	0.0	8.1	0.0	0.0	23.2
344	593887.85	4782622.93	0.10	0	D	4000	42.0	-12.4	0.0	5.9	0.0	0.0	23.7
344	593887.85	4782622.93	0.10	0	D	5000	40.2	-12.4	0.0	3.6	0.0	0.0	24.2
344	593887.85	4782622.93	0.10	0	D	6300	38.1	-12.4	0.0	3.6	0.0	0.0	22.1
344	593887.85	4782622.93	0.10	0	D	8000	35.3	-12.4	0.0	3.6	0.0	0.0	19.3
344	593887.85	4782622.93	0.10	0	D	10000	31.7	-12.4	0.0	3.6	0.0	0.0	15.7
344	593887.85	4782622.93	0.10	0	N	50	21.2	-12.4	0.0	-6.0	0.0	0.0	14.8
344	593887.85	4782622.93	0.10	0	N	63	28.5	-12.4	0.0	-5.9	0.0	0.0	22.0
344	593887.85	4782622.93	0.10	0	N	80	32.7	-12.4	0.0	-5.9	0.0	0.0	26.2
344	593887.85	4782622.93	0.10	0	N	100	35.0	-12.4	0.0	-5.9	0.0	0.0	28.4
344	593887.85	4782622.93	0.10	0	N	125	36.5	-12.4	0.0	-5.8	0.0	0.0	29.9
344	593887.85	4782622.93	0.10	0	N	160	38.3	-12.4	0.0	-5.7	0.0	0.0	31.5
344	593887.85	4782622.93	0.10	0	N	200	40.3	-12.4	0.0	-5.5	0.0	0.0	33.3
344	593887.85	4782622.93	0.10	0	N	250	43.5	-12.4	0.0	-5.2	0.0	0.0	36.2
344	593887.85	4782622.93	0.10	0	N	315	44.0	-12.4	0.0	-4.7	0.0	0.0	36.3
344	593887.85	4782622.93	0.10	0	N	400	44.4	-12.4	0.0	-4.1	0.0	0.0	36.1
344	593887.85	4782622.93	0.10	0	N	500	46.8	-12.4	0.0	-3.2	0.0	0.0	37.6
344	593887.85	4782622.93	0.10	0	N	630	48.3	-12.4	0.0	-2.0	0.0	0.0	37.9
344	593887.85	4782622.93	0.10	0	N	800	47.1	-12.4	0.0	-0.4	0.0	0.0	35.1
344	593887.85	4782622.93	0.10	0	N	1000	47.7	-12.4	0.0	1.3	0.0	0.0	34.0
344	593887.85	4782622.93	0.10	0	N	1250	46.7	-12.4	0.0	3.1	0.0	0.0	31.1
344	593887.85	4782622.93	0.10	0	N	1600	46.0	-12.4	0.0	5.2	0.0	0.0	28.4
344	593887.85	4782622.93	0.10	0	N	2000	45.3	-12.4	0.0	7.0	0.0	0.0	25.8
344	593887.85	4782622.93	0.10	0	N	2500	44.2	-12.4	0.0	8.4	0.0	0.0	23.4
344	593887.85	4782622.93	0.10	0	N	3150	43.6	-12.4	0.0	8.1	0.0	0.0	23.1
344	593887.85	4782622.93	0.10	0	N	4000	41.9	-12.4	0.0	5.9	0.0	0.0	23.6
344	593887.85	4782622.93	0.10	0	N	5000	40.1	-12.4	0.0	3.6	0.0	0.0	24.1
344	593887.85	4782622.93	0.10	0	N	6300	38.0	-12.4	0.0	3.6	0.0	0.0	22.0
344	593887.85	4782622.93	0.10	0	N	8000	35.2	-12.4	0.0	3.6	0.0	0.0	19.2
344	593887.85	4782622.93	0.10	0	N	10000	31.6	-12.4	0.0	3.6	0.0	0.0	15.6
347	593882.33	4782624.65	0.10	0	D	50	21.3	-12.5	0.0	-6.0	0.0	0.0	14.8
347	593882.33	4782624.65	0.10	0	D	63	28.6	-12.5	0.0	-5.9	0.0	0.0	22.0
347	593882.33	4782624.65	0.10	0	D	80	32.8	-12.5	0.0	-5.9	0.0	0.0	26.2
347	593882.33	4782624.65	0.10	0	D	100	35.1	-12.5	0.0	-5.9	0.0	0.0	28.4
347	593882.33	4782624.65	0.10	0	D	125	36.6	-12.5	0.0	-5.8	0.0	0.0	29.9
347	593882.33	4782624.65	0.10	0	D	160	38.3	-12.5	0.0	-5.7	0.0	0.0	31.5
347	593882.33	4782624.65	0.10	0	D	200	40.3	-12.5	0.0	-5.5	0.0	0.0	33.3
347	593882.33	4782624.65	0.10	0	D	250	43.6	-12.5	0.0	-5.2	0.0	0.0	36.2
347	593882.33	4782624.65	0.10	0	D	315	44.1	-12.5	0.0	-4.7	0.0	0.0	36.3
347	593882.33	4782624.65	0.10	0	D	400	44.5	-12.5	0.0	-4.1	0.0	0.0	36.1
347	593882.33	4782624.65	0.10	0	D	500	46.9	-12.5	0.0	-3.2	0.0	0.0	37.6
347	593882.33	4782624.65	0.10	0	D	630	48.4	-12.5	0.0	-2.0	0.0	0.0	37.9
347	593882.33	4782624.65	0.10	0	D	800	47.2	-12.5	0.0	-0.4	0.0	0.0	35.1
347	593882.33	4782624.65	0.10	0	D	1000	47.8	-12.5	0.0	1.4	0.0	0.0	33.9
347	593882.33	4782624.65	0.10	0	D	1250	46.7	-12.5	0.0	3.2	0.0	0.0	31.1
347	593882.33	4782624.65	0.10	0	D	1600	46.1	-12.5	0.0	5.2	0.0	0.0	28.4
347	593882.33	4782624.65	0.10	0	D	2000	45.3	-12.5	0.0	7.1	0.0	0.0	25.8
347	593882.33	4782624.65	0.10	0	D	2500	44.3	-12.5	0.0	8.4	0.0	0.0	23.4
347	593882.33	4782624.65	0.10	0	D	3150	43.6	-12.5	0.0	8.1	0.0	0.0	23.1
347	593882.33	4782624.65	0.10	0	D	4000	42.0	-12.5	0.0	5.9	0.0	0.0	23.6
347	593882.33	4782624.65	0.10	0	D	5000	40.2	-12.5	0.0	3.6	0.0	0.0	24.1
347	593882.33	4782624.65	0.10	0	D	6300	38.1	-12.5	0.0	3.6	0.0	0.0	22.0
347	593882.33	4782624.65	0.10	0	D	8000	35.3	-12.5	0.0	3.6	0.0	0.0	19.2
347	593882.33	4782624.65	0.10	0	D	10000	31.7	-12.5	0.0	3.6	0.0	0.0	15.6
347	593882.33	4782624.65	0.10	0	N	50	21.2	-12.5	0.0	-6.0	0.0	0.0	14.7
347	593882.33	4782624.65	0.10	0	N	63	28.5	-12.5	0.0	-5.9	0.0	0.0	21.9

Road, TNM, Name: "Rymal6 westbound", ID: "!01!Rymal6_WB"													
Nr.	X	Y	Z	Refl.	DEN	Freq.	Lw	Ad	Aair	Agr	Afol	RL	Lr
	(m)	(m)	(m)			(Hz)	dB(A)	(dB)	(dB)	(dB)	(dB)	(dB)	dB(A)
347	593882.33	4782624.65	0.10	0	N	80	32.7	-12.5	0.0	-5.9	0.0	0.0	26.1
347	593882.33	4782624.65	0.10	0	N	100	35.0	-12.5	0.0	-5.9	0.0	0.0	28.4
347	593882.33	4782624.65	0.10	0	N	125	36.5	-12.5	0.0	-5.8	0.0	0.0	29.8
347	593882.33	4782624.65	0.10	0	N	160	38.3	-12.5	0.0	-5.7	0.0	0.0	31.5
347	593882.33	4782624.65	0.10	0	N	200	40.3	-12.5	0.0	-5.5	0.0	0.0	33.3
347	593882.33	4782624.65	0.10	0	N	250	43.5	-12.5	0.0	-5.2	0.0	0.0	36.2
347	593882.33	4782624.65	0.10	0	N	315	44.0	-12.5	0.0	-4.7	0.0	0.0	36.3
347	593882.33	4782624.65	0.10	0	N	400	44.4	-12.5	0.0	-4.1	0.0	0.0	36.0
347	593882.33	4782624.65	0.10	0	N	500	46.8	-12.5	0.0	-3.2	0.0	0.0	37.5
347	593882.33	4782624.65	0.10	0	N	630	48.3	-12.5	0.0	-2.0	0.0	0.0	37.8
347	593882.33	4782624.65	0.10	0	N	800	47.1	-12.5	0.0	-0.4	0.0	0.0	35.0
347	593882.33	4782624.65	0.10	0	N	1000	47.7	-12.5	0.0	1.4	0.0	0.0	33.9
347	593882.33	4782624.65	0.10	0	N	1250	46.7	-12.5	0.0	3.2	0.0	0.0	31.0
347	593882.33	4782624.65	0.10	0	N	1600	46.0	-12.5	0.0	5.2	0.0	0.0	28.3
347	593882.33	4782624.65	0.10	0	N	2000	45.3	-12.5	0.0	7.1	0.0	0.0	25.7
347	593882.33	4782624.65	0.10	0	N	2500	44.2	-12.5	0.0	8.4	0.0	0.0	23.3
347	593882.33	4782624.65	0.10	0	N	3150	43.6	-12.5	0.0	8.1	0.0	0.0	23.0
347	593882.33	4782624.65	0.10	0	N	4000	41.9	-12.5	0.0	5.9	0.0	0.0	23.5
347	593882.33	4782624.65	0.10	0	N	5000	40.1	-12.5	0.0	3.6	0.0	0.0	24.0
347	593882.33	4782624.65	0.10	0	N	6300	38.0	-12.5	0.0	3.6	0.0	0.0	21.9
347	593882.33	4782624.65	0.10	0	N	8000	35.2	-12.5	0.0	3.6	0.0	0.0	19.1
347	593882.33	4782624.65	0.10	0	N	10000	31.6	-12.5	0.0	3.6	0.0	0.0	15.5
350	593874.05	4782627.24	0.10	0	D	50	21.3	-10.5	0.0	-6.0	0.0	0.0	16.8
350	593874.05	4782627.24	0.10	0	D	63	28.6	-10.5	0.0	-5.9	0.0	0.0	24.0
350	593874.05	4782627.24	0.10	0	D	80	32.8	-10.5	0.0	-5.9	0.0	0.0	28.2
350	593874.05	4782627.24	0.10	0	D	100	35.1	-10.5	0.0	-5.9	0.0	0.0	30.4
350	593874.05	4782627.24	0.10	0	D	125	36.6	-10.5	0.0	-5.8	0.0	0.0	31.9
350	593874.05	4782627.24	0.10	0	D	160	38.3	-10.5	0.0	-5.7	0.0	0.0	33.5
350	593874.05	4782627.24	0.10	0	D	200	40.3	-10.5	0.0	-5.5	0.0	0.0	35.3
350	593874.05	4782627.24	0.10	0	D	250	43.6	-10.5	0.0	-5.1	0.0	0.0	38.2
350	593874.05	4782627.24	0.10	0	D	315	44.1	-10.5	0.0	-4.7	0.0	0.0	38.2
350	593874.05	4782627.24	0.10	0	D	400	44.5	-10.5	0.0	-4.0	0.0	0.0	37.9
350	593874.05	4782627.24	0.10	0	D	500	46.9	-10.5	0.0	-3.0	0.0	0.0	39.4
350	593874.05	4782627.24	0.10	0	D	630	48.4	-10.5	0.0	-1.7	0.0	0.0	39.5
350	593874.05	4782627.24	0.10	0	D	800	47.2	-10.5	0.0	0.1	0.0	0.0	36.6
350	593874.05	4782627.24	0.10	0	D	1000	47.8	-10.5	0.0	2.0	0.0	0.0	35.3
350	593874.05	4782627.24	0.10	0	D	1250	46.7	-10.5	0.0	3.9	0.0	0.0	32.3
350	593874.05	4782627.24	0.10	0	D	1600	46.1	-10.5	0.0	6.0	0.0	0.0	29.6
350	593874.05	4782627.24	0.10	0	D	2000	45.3	-10.5	0.0	7.8	0.0	0.0	27.0
350	593874.05	4782627.24	0.10	0	D	2500	44.3	-10.5	0.0	9.2	0.0	0.0	24.6
350	593874.05	4782627.24	0.10	0	D	3150	43.6	-10.5	0.0	8.9	0.0	0.0	24.2
350	593874.05	4782627.24	0.10	0	D	4000	42.0	-10.5	0.0	6.8	0.0	0.0	24.7
350	593874.05	4782627.24	0.10	0	D	5000	40.2	-10.5	0.0	4.5	0.0	0.0	25.1
350	593874.05	4782627.24	0.10	0	D	6300	38.1	-10.5	0.0	4.5	0.0	0.0	23.0
350	593874.05	4782627.24	0.10	0	D	8000	35.3	-10.5	0.0	4.5	0.0	0.0	20.3
350	593874.05	4782627.24	0.10	0	D	10000	31.7	-10.5	0.0	4.5	0.0	0.0	16.6
350	593874.05	4782627.24	0.10	0	N	50	21.2	-10.5	0.0	-6.0	0.0	0.0	16.7
350	593874.05	4782627.24	0.10	0	N	63	28.5	-10.5	0.0	-5.9	0.0	0.0	23.9
350	593874.05	4782627.24	0.10	0	N	80	32.7	-10.5	0.0	-5.9	0.0	0.0	28.1
350	593874.05	4782627.24	0.10	0	N	100	35.0	-10.5	0.0	-5.9	0.0	0.0	30.3
350	593874.05	4782627.24	0.10	0	N	125	36.5	-10.5	0.0	-5.8	0.0	0.0	31.8
350	593874.05	4782627.24	0.10	0	N	160	38.3	-10.5	0.0	-5.7	0.0	0.0	33.4
350	593874.05	4782627.24	0.10	0	N	200	40.3	-10.5	0.0	-5.5	0.0	0.0	35.2
350	593874.05	4782627.24	0.10	0	N	250	43.5	-10.5	0.0	-5.1	0.0	0.0	38.1
350	593874.05	4782627.24	0.10	0	N	315	44.0	-10.5	0.0	-4.7	0.0	0.0	38.2
350	593874.05	4782627.24	0.10	0	N	400	44.4	-10.5	0.0	-4.0	0.0	0.0	37.9
350	593874.05	4782627.24	0.10	0	N	500	46.8	-10.5	0.0	-3.0	0.0	0.0	39.3
350	593874.05	4782627.24	0.10	0	N	630	48.3	-10.5	0.0	-1.7	0.0	0.0	39.5
350	593874.05	4782627.24	0.10	0	N	800	47.1	-10.5	0.0	0.1	0.0	0.0	36.5
350	593874.05	4782627.24	0.10	0	N	1000	47.7	-10.5	0.0	2.0	0.0	0.0	35.2
350	593874.05	4782627.24	0.10	0	N	1250	46.7	-10.5	0.0	3.9	0.0	0.0	32.2
350	593874.05	4782627.24	0.10	0	N	1600	46.0	-10.5	0.0	6.0	0.0	0.0	29.5
350	593874.05	4782627.24	0.10	0	N	2000	45.3	-10.5	0.0	7.8	0.0	0.0	26.9

Road, TNM, Name: "Rymal6 westbound", ID: "!01!Rymal6_WB"													
Nr.	X	Y	Z	Refl.	DEN	Freq.	Lw	Ad	Aair	Agr	Afol	RL	Lr
	(m)	(m)	(m)			(Hz)	dB(A)	(dB)	(dB)	(dB)	(dB)	(dB)	dB(A)
350	593874.05	4782627.24	0.10	0	N	2500	44.2	-10.5	0.0	9.2	0.0	0.0	24.5
350	593874.05	4782627.24	0.10	0	N	3150	43.6	-10.5	0.0	8.9	0.0	0.0	24.2
350	593874.05	4782627.24	0.10	0	N	4000	41.9	-10.5	0.0	6.8	0.0	0.0	24.6
350	593874.05	4782627.24	0.10	0	N	5000	40.1	-10.5	0.0	4.5	0.0	0.0	25.1
350	593874.05	4782627.24	0.10	0	N	6300	38.0	-10.5	0.0	4.5	0.0	0.0	22.9
350	593874.05	4782627.24	0.10	0	N	8000	35.2	-10.5	0.0	4.5	0.0	0.0	20.2
350	593874.05	4782627.24	0.10	0	N	10000	31.6	-10.5	0.0	4.5	0.0	0.0	16.6
353	593863.02	4782630.68	0.10	0	D	50	21.3	-12.6	0.0	-6.0	0.0	0.0	14.6
353	593863.02	4782630.68	0.10	0	D	63	28.6	-12.6	0.0	-5.9	0.0	0.0	21.9
353	593863.02	4782630.68	0.10	0	D	80	32.8	-12.6	0.0	-5.9	0.0	0.0	26.0
353	593863.02	4782630.68	0.10	0	D	100	35.1	-12.6	0.0	-5.9	0.0	0.0	28.3
353	593863.02	4782630.68	0.10	0	D	125	36.6	-12.6	0.0	-5.8	0.0	0.0	29.7
353	593863.02	4782630.68	0.10	0	D	160	38.3	-12.6	0.0	-5.6	0.0	0.0	31.3
353	593863.02	4782630.68	0.10	0	D	200	40.3	-12.6	0.0	-5.4	0.0	0.0	33.1
353	593863.02	4782630.68	0.10	0	D	250	43.6	-12.6	0.0	-5.0	0.0	0.0	36.0
353	593863.02	4782630.68	0.10	0	D	315	44.1	-12.6	0.0	-4.5	0.0	0.0	35.9
353	593863.02	4782630.68	0.10	0	D	400	44.5	-12.6	0.0	-3.7	0.0	0.0	35.5
353	593863.02	4782630.68	0.10	0	D	500	46.9	-12.6	0.0	-2.5	0.0	0.0	36.7
353	593863.02	4782630.68	0.10	0	D	630	48.4	-12.6	0.0	-0.8	0.0	0.0	36.6
353	593863.02	4782630.68	0.10	0	D	800	47.2	-12.6	0.0	1.4	0.0	0.0	33.2
353	593863.02	4782630.68	0.10	0	D	1000	47.8	-12.6	0.0	3.6	0.0	0.0	31.5
353	593863.02	4782630.68	0.10	0	D	1250	46.7	-12.6	0.0	5.7	0.0	0.0	28.4
353	593863.02	4782630.68	0.10	0	D	1600	46.1	-12.6	0.0	7.7	0.0	0.0	25.7
353	593863.02	4782630.68	0.10	0	D	2000	45.3	-12.6	0.0	9.6	0.0	0.0	23.1
353	593863.02	4782630.68	0.10	0	D	2500	44.3	-12.6	0.0	10.9	0.0	0.0	20.7
353	593863.02	4782630.68	0.10	0	D	3150	43.6	-12.6	0.0	10.7	0.0	0.0	20.3
353	593863.02	4782630.68	0.10	0	D	4000	42.0	-12.6	0.0	8.8	0.0	0.0	20.6
353	593863.02	4782630.68	0.10	0	D	5000	40.2	-12.6	0.0	6.7	0.0	0.0	20.9
353	593863.02	4782630.68	0.10	0	D	6300	38.1	-12.6	0.0	6.7	0.0	0.0	18.8
353	593863.02	4782630.68	0.10	0	D	8000	35.3	-12.6	0.0	6.7	0.0	0.0	16.0
353	593863.02	4782630.68	0.10	0	D	10000	31.7	-12.6	0.0	6.7	0.0	0.0	12.4
353	593863.02	4782630.68	0.10	0	N	50	21.2	-12.6	0.0	-6.0	0.0	0.0	14.6
353	593863.02	4782630.68	0.10	0	N	63	28.5	-12.6	0.0	-5.9	0.0	0.0	21.8
353	593863.02	4782630.68	0.10	0	N	80	32.7	-12.6	0.0	-5.9	0.0	0.0	26.0
353	593863.02	4782630.68	0.10	0	N	100	35.0	-12.6	0.0	-5.9	0.0	0.0	28.2
353	593863.02	4782630.68	0.10	0	N	125	36.5	-12.6	0.0	-5.8	0.0	0.0	29.7
353	593863.02	4782630.68	0.10	0	N	160	38.3	-12.6	0.0	-5.6	0.0	0.0	31.3
353	593863.02	4782630.68	0.10	0	N	200	40.3	-12.6	0.0	-5.4	0.0	0.0	33.1
353	593863.02	4782630.68	0.10	0	N	250	43.5	-12.6	0.0	-5.0	0.0	0.0	35.9
353	593863.02	4782630.68	0.10	0	N	315	44.0	-12.6	0.0	-4.5	0.0	0.0	35.9
353	593863.02	4782630.68	0.10	0	N	400	44.4	-12.6	0.0	-3.7	0.0	0.0	35.4
353	593863.02	4782630.68	0.10	0	N	500	46.8	-12.6	0.0	-2.5	0.0	0.0	36.7
353	593863.02	4782630.68	0.10	0	N	630	48.3	-12.6	0.0	-0.8	0.0	0.0	36.5
353	593863.02	4782630.68	0.10	0	N	800	47.1	-12.6	0.0	1.4	0.0	0.0	33.1
353	593863.02	4782630.68	0.10	0	N	1000	47.7	-12.6	0.0	3.6	0.0	0.0	31.5
353	593863.02	4782630.68	0.10	0	N	1250	46.7	-12.6	0.0	5.7	0.0	0.0	28.4
353	593863.02	4782630.68	0.10	0	N	1600	46.0	-12.6	0.0	7.7	0.0	0.0	25.7
353	593863.02	4782630.68	0.10	0	N	2000	45.3	-12.6	0.0	9.6	0.0	0.0	23.1
353	593863.02	4782630.68	0.10	0	N	2500	44.2	-12.6	0.0	10.9	0.0	0.0	20.6
353	593863.02	4782630.68	0.10	0	N	3150	43.6	-12.6	0.0	10.7	0.0	0.0	20.2
353	593863.02	4782630.68	0.10	0	N	4000	41.9	-12.6	0.0	8.8	0.0	0.0	20.5
353	593863.02	4782630.68	0.10	0	N	5000	40.1	-12.6	0.0	6.7	0.0	0.0	20.8
353	593863.02	4782630.68	0.10	0	N	6300	38.0	-12.6	0.0	6.7	0.0	0.0	18.7
353	593863.02	4782630.68	0.10	0	N	8000	35.2	-12.6	0.0	6.7	0.0	0.0	15.9
353	593863.02	4782630.68	0.10	0	N	10000	31.6	-12.6	0.0	6.7	0.0	0.0	12.3
356	593851.98	4782634.13	0.10	0	D	50	21.3	-14.8	0.0	-6.0	0.0	0.0	12.5
356	593851.98	4782634.13	0.10	0	D	63	28.6	-14.8	0.0	-5.9	0.0	0.0	19.7
356	593851.98	4782634.13	0.10	0	D	80	32.8	-14.8	0.0	-5.9	0.0	0.0	23.9
356	593851.98	4782634.13	0.10	0	D	100	35.1	-14.8	0.0	-5.8	0.0	0.0	26.1
356	593851.98	4782634.13	0.10	0	D	125	36.6	-14.8	0.0	-5.8	0.0	0.0	27.5
356	593851.98	4782634.13	0.10	0	D	160	38.3	-14.8	0.0	-5.6	0.0	0.0	29.1
356	593851.98	4782634.13	0.10	0	D	200	40.3	-14.8	0.0	-5.4	0.0	0.0	30.9
356	593851.98	4782634.13	0.10	0	D	250	43.6	-14.8	0.0	-4.9	0.0	0.0	33.7

Road, TNM, Name: "Rymal6 westbound", ID: "!01!Rymal6_WB"													
Nr.	X	Y	Z	Refl.	DEN	Freq.	Lw	Ad	Aair	Agr	Afol	RL	Lr
	(m)	(m)	(m)			(Hz)	dB(A)	(dB)	(dB)	(dB)	(dB)	(dB)	dB(A)
356	593851.98	4782634.13	0.10	0	D	315	44.1	-14.8	0.0	-4.3	0.0	0.0	33.6
356	593851.98	4782634.13	0.10	0	D	400	44.5	-14.8	0.0	-3.3	0.0	0.0	33.0
356	593851.98	4782634.13	0.10	0	D	500	46.9	-14.8	0.0	-1.9	0.0	0.0	33.9
356	593851.98	4782634.13	0.10	0	D	630	48.4	-14.8	0.0	0.2	0.0	0.0	33.3
356	593851.98	4782634.13	0.10	0	D	800	47.2	-14.8	0.0	3.0	0.0	0.0	29.4
356	593851.98	4782634.13	0.10	0	D	1000	47.8	-14.8	0.0	5.5	0.0	0.0	27.4
356	593851.98	4782634.13	0.10	0	D	1250	46.7	-14.8	0.0	7.6	0.0	0.0	24.3
356	593851.98	4782634.13	0.10	0	D	1600	46.1	-14.8	0.0	9.6	0.0	0.0	21.7
356	593851.98	4782634.13	0.10	0	D	2000	45.3	-14.8	0.0	11.4	0.0	0.0	19.1
356	593851.98	4782634.13	0.10	0	D	2500	44.3	-14.8	0.0	12.9	0.0	0.0	16.6
356	593851.98	4782634.13	0.10	0	D	3150	43.6	-14.8	0.0	12.7	0.0	0.0	16.1
356	593851.98	4782634.13	0.10	0	D	4000	42.0	-14.8	0.0	11.0	0.0	0.0	16.2
356	593851.98	4782634.13	0.10	0	D	5000	40.2	-14.8	0.0	9.0	0.0	0.0	16.4
356	593851.98	4782634.13	0.10	0	D	6300	38.1	-14.8	0.0	9.0	0.0	0.0	14.3
356	593851.98	4782634.13	0.10	0	D	8000	35.3	-14.8	0.0	9.0	0.0	0.0	11.5
356	593851.98	4782634.13	0.10	0	D	10000	31.7	-14.8	0.0	9.0	0.0	0.0	7.9
356	593851.98	4782634.13	0.10	0	N	50	21.2	-14.8	0.0	-6.0	0.0	0.0	12.4
356	593851.98	4782634.13	0.10	0	N	63	28.5	-14.8	0.0	-5.9	0.0	0.0	19.6
356	593851.98	4782634.13	0.10	0	N	80	32.7	-14.8	0.0	-5.9	0.0	0.0	23.8
356	593851.98	4782634.13	0.10	0	N	100	35.0	-14.8	0.0	-5.8	0.0	0.0	26.0
356	593851.98	4782634.13	0.10	0	N	125	36.5	-14.8	0.0	-5.8	0.0	0.0	27.5
356	593851.98	4782634.13	0.10	0	N	160	38.3	-14.8	0.0	-5.6	0.0	0.0	29.0
356	593851.98	4782634.13	0.10	0	N	200	40.3	-14.8	0.0	-5.4	0.0	0.0	30.8
356	593851.98	4782634.13	0.10	0	N	250	43.5	-14.8	0.0	-4.9	0.0	0.0	33.6
356	593851.98	4782634.13	0.10	0	N	315	44.0	-14.8	0.0	-4.3	0.0	0.0	33.5
356	593851.98	4782634.13	0.10	0	N	400	44.4	-14.8	0.0	-3.3	0.0	0.0	32.9
356	593851.98	4782634.13	0.10	0	N	500	46.8	-14.8	0.0	-1.9	0.0	0.0	33.9
356	593851.98	4782634.13	0.10	0	N	630	48.3	-14.8	0.0	0.2	0.0	0.0	33.3
356	593851.98	4782634.13	0.10	0	N	800	47.1	-14.8	0.0	3.0	0.0	0.0	29.3
356	593851.98	4782634.13	0.10	0	N	1000	47.7	-14.8	0.0	5.5	0.0	0.0	27.4
356	593851.98	4782634.13	0.10	0	N	1250	46.7	-14.8	0.0	7.6	0.0	0.0	24.2
356	593851.98	4782634.13	0.10	0	N	1600	46.0	-14.8	0.0	9.6	0.0	0.0	21.6
356	593851.98	4782634.13	0.10	0	N	2000	45.3	-14.8	0.0	11.4	0.0	0.0	19.0
356	593851.98	4782634.13	0.10	0	N	2500	44.2	-14.8	0.0	12.9	0.0	0.0	16.5
356	593851.98	4782634.13	0.10	0	N	3150	43.6	-14.8	0.0	12.7	0.0	0.0	16.0
356	593851.98	4782634.13	0.10	0	N	4000	41.9	-14.8	0.0	11.0	0.0	0.0	16.2
356	593851.98	4782634.13	0.10	0	N	5000	40.1	-14.8	0.0	9.0	0.0	0.0	16.3
356	593851.98	4782634.13	0.10	0	N	6300	38.0	-14.8	0.0	9.0	0.0	0.0	14.2
356	593851.98	4782634.13	0.10	0	N	8000	35.2	-14.8	0.0	9.0	0.0	0.0	11.4
356	593851.98	4782634.13	0.10	0	N	10000	31.6	-14.8	0.0	9.0	0.0	0.0	7.8
371	593835.43	4782639.30	0.10	0	D	50	21.3	-14.5	0.0	-6.0	0.0	0.0	12.8
371	593835.43	4782639.30	0.10	0	D	63	28.6	-14.5	0.0	-5.9	0.0	0.0	20.0
371	593835.43	4782639.30	0.10	0	D	80	32.8	-14.5	0.0	-5.9	0.0	0.0	24.2
371	593835.43	4782639.30	0.10	0	D	100	35.1	-14.5	0.0	-5.8	0.0	0.0	26.4
371	593835.43	4782639.30	0.10	0	D	125	36.6	-14.5	0.0	-5.7	0.0	0.0	27.9
371	593835.43	4782639.30	0.10	0	D	160	38.3	-14.5	0.0	-5.5	0.0	0.0	29.4
371	593835.43	4782639.30	0.10	0	D	200	40.3	-14.5	0.0	-5.3	0.0	0.0	31.1
371	593835.43	4782639.30	0.10	0	D	250	43.6	-14.5	0.0	-4.8	0.0	0.0	33.9
371	593835.43	4782639.30	0.10	0	D	315	44.1	-14.5	0.0	-4.0	0.0	0.0	33.6
371	593835.43	4782639.30	0.10	0	D	400	44.5	-14.5	0.0	-2.7	0.0	0.0	32.8
371	593835.43	4782639.30	0.10	0	D	500	46.9	-14.5	0.0	-0.9	0.0	0.0	33.3
371	593835.43	4782639.30	0.10	0	D	630	48.4	-14.5	0.0	1.9	0.0	0.0	32.0
371	593835.43	4782639.30	0.10	0	D	800	47.2	-14.5	0.0	5.4	0.0	0.0	27.3
371	593835.43	4782639.30	0.10	0	D	1000	47.8	-14.5	0.0	8.3	0.0	0.0	25.0
371	593835.43	4782639.30	0.10	0	D	1250	46.7	-14.5	0.0	10.2	0.0	0.0	22.0
371	593835.43	4782639.30	0.10	0	D	1600	46.1	-14.5	0.0	12.1	0.0	0.0	19.5
371	593835.43	4782639.30	0.10	0	D	2000	45.3	-14.5	0.0	14.0	0.0	0.0	16.9
371	593835.43	4782639.30	0.10	0	D	2500	44.3	-14.5	0.0	15.5	0.0	0.0	14.3
371	593835.43	4782639.30	0.10	0	D	3150	43.6	-14.5	0.0	15.5	0.0	0.0	13.7
371	593835.43	4782639.30	0.10	0	D	4000	42.0	-14.5	0.0	13.9	0.0	0.0	13.6
371	593835.43	4782639.30	0.10	0	D	5000	40.2	-14.5	0.0	12.2	0.0	0.0	13.5
371	593835.43	4782639.30	0.10	0	D	6300	38.1	-14.5	0.0	12.2	0.0	0.0	11.4
371	593835.43	4782639.30	0.10	0	D	8000	35.3	-14.5	0.0	12.2	0.0	0.0	8.6

Road, TNM, Name: "Rymal6 westbound", ID: "!01!Rymal6_WB"													
Nr.	X	Y	Z	Refl.	DEN	Freq.	Lw	Ad	Aair	Agr	Afol	RL	Lr
	(m)	(m)	(m)			(Hz)	dB(A)	(dB)	(dB)	(dB)	(dB)	(dB)	dB(A)
371	593835.43	4782639.30	0.10	0	D	10000	31.7	-14.5	0.0	12.2	0.0	0.0	5.0
371	593835.43	4782639.30	0.10	0	N	50	21.2	-14.5	0.0	-6.0	0.0	0.0	12.8
371	593835.43	4782639.30	0.10	0	N	63	28.5	-14.5	0.0	-5.9	0.0	0.0	20.0
371	593835.43	4782639.30	0.10	0	N	80	32.7	-14.5	0.0	-5.9	0.0	0.0	24.1
371	593835.43	4782639.30	0.10	0	N	100	35.0	-14.5	0.0	-5.8	0.0	0.0	26.4
371	593835.43	4782639.30	0.10	0	N	125	36.5	-14.5	0.0	-5.7	0.0	0.0	27.8
371	593835.43	4782639.30	0.10	0	N	160	38.3	-14.5	0.0	-5.5	0.0	0.0	29.4
371	593835.43	4782639.30	0.10	0	N	200	40.3	-14.5	0.0	-5.3	0.0	0.0	31.1
371	593835.43	4782639.30	0.10	0	N	250	43.5	-14.5	0.0	-4.8	0.0	0.0	33.8
371	593835.43	4782639.30	0.10	0	N	315	44.0	-14.5	0.0	-4.0	0.0	0.0	33.6
371	593835.43	4782639.30	0.10	0	N	400	44.4	-14.5	0.0	-2.7	0.0	0.0	32.7
371	593835.43	4782639.30	0.10	0	N	500	46.8	-14.5	0.0	-0.9	0.0	0.0	33.2
371	593835.43	4782639.30	0.10	0	N	630	48.3	-14.5	0.0	1.9	0.0	0.0	32.0
371	593835.43	4782639.30	0.10	0	N	800	47.1	-14.5	0.0	5.4	0.0	0.0	27.2
371	593835.43	4782639.30	0.10	0	N	1000	47.7	-14.5	0.0	8.3	0.0	0.0	25.0
371	593835.43	4782639.30	0.10	0	N	1250	46.7	-14.5	0.0	10.2	0.0	0.0	22.0
371	593835.43	4782639.30	0.10	0	N	1600	46.0	-14.5	0.0	12.1	0.0	0.0	19.4
371	593835.43	4782639.30	0.10	0	N	2000	45.3	-14.5	0.0	14.0	0.0	0.0	16.8
371	593835.43	4782639.30	0.10	0	N	2500	44.2	-14.5	0.0	15.5	0.0	0.0	14.3
371	593835.43	4782639.30	0.10	0	N	3150	43.6	-14.5	0.0	15.5	0.0	0.0	13.6
371	593835.43	4782639.30	0.10	0	N	4000	41.9	-14.5	0.0	13.9	0.0	0.0	13.6
371	593835.43	4782639.30	0.10	0	N	5000	40.1	-14.5	0.0	12.2	0.0	0.0	13.4
371	593835.43	4782639.30	0.10	0	N	6300	38.0	-14.5	0.0	12.2	0.0	0.0	11.3
371	593835.43	4782639.30	0.10	0	N	8000	35.2	-14.5	0.0	12.2	0.0	0.0	8.6
371	593835.43	4782639.30	0.10	0	N	10000	31.6	-14.5	0.0	12.2	0.0	0.0	5.0
387	593808.31	4782647.76	0.10	0	D	50	21.3	-16.2	0.0	-6.0	0.0	0.0	11.1
387	593808.31	4782647.76	0.10	0	D	63	28.6	-16.2	0.0	-5.9	0.0	0.0	18.3
387	593808.31	4782647.76	0.10	0	D	80	32.8	-16.2	0.0	-5.9	0.0	0.0	22.5
387	593808.31	4782647.76	0.10	0	D	100	35.1	-16.2	0.0	-5.8	0.0	0.0	24.7
387	593808.31	4782647.76	0.10	0	D	125	36.6	-16.2	0.0	-5.7	0.0	0.0	26.1
387	593808.31	4782647.76	0.10	0	D	160	38.3	-16.2	0.0	-5.5	0.0	0.0	27.6
387	593808.31	4782647.76	0.10	0	D	200	40.3	-16.2	0.0	-5.1	0.0	0.0	29.3
387	593808.31	4782647.76	0.10	0	D	250	43.6	-16.2	0.0	-4.5	0.0	0.0	31.9
387	593808.31	4782647.76	0.10	0	D	315	44.1	-16.2	0.0	-3.5	0.0	0.0	31.4
387	593808.31	4782647.76	0.10	0	D	400	44.5	-16.2	0.0	-1.8	0.0	0.0	30.1
387	593808.31	4782647.76	0.10	0	D	500	46.9	-16.2	0.0	0.7	0.0	0.0	30.0
387	593808.31	4782647.76	0.10	0	D	630	48.4	-16.2	0.0	4.6	0.0	0.0	27.6
387	593808.31	4782647.76	0.10	0	D	800	47.2	-16.2	0.0	9.3	0.0	0.0	21.8
387	593808.31	4782647.76	0.10	0	D	1000	47.8	-16.2	0.0	11.9	0.0	0.0	19.7
387	593808.31	4782647.76	0.10	0	D	1250	46.7	-16.2	0.0	13.5	0.0	0.0	17.0
387	593808.31	4782647.76	0.10	0	D	1600	46.1	-16.2	0.0	15.4	0.0	0.0	14.5
387	593808.31	4782647.76	0.10	0	D	2000	45.3	-16.2	0.0	17.3	0.0	0.0	11.8
387	593808.31	4782647.76	0.10	0	D	2500	44.3	-16.2	0.0	18.9	0.0	0.0	9.2
387	593808.31	4782647.76	0.10	0	D	3150	43.6	-16.2	0.0	19.1	0.0	0.0	8.3
387	593808.31	4782647.76	0.10	0	D	4000	42.0	-16.2	0.0	17.9	0.0	0.0	7.9
387	593808.31	4782647.76	0.10	0	D	5000	40.2	-16.2	0.0	16.7	0.0	0.0	7.3
387	593808.31	4782647.76	0.10	0	D	6300	38.1	-16.2	0.0	16.7	0.0	0.0	5.2
387	593808.31	4782647.76	0.10	0	D	8000	35.3	-16.2	0.0	16.7	0.0	0.0	2.5
387	593808.31	4782647.76	0.10	0	N	50	21.2	-16.2	0.0	-6.0	0.0	0.0	11.1
387	593808.31	4782647.76	0.10	0	N	63	28.5	-16.2	0.0	-5.9	0.0	0.0	18.2
387	593808.31	4782647.76	0.10	0	N	80	32.7	-16.2	0.0	-5.9	0.0	0.0	22.4
387	593808.31	4782647.76	0.10	0	N	100	35.0	-16.2	0.0	-5.8	0.0	0.0	24.6
387	593808.31	4782647.76	0.10	0	N	125	36.5	-16.2	0.0	-5.7	0.0	0.0	26.0
387	593808.31	4782647.76	0.10	0	N	160	38.3	-16.2	0.0	-5.5	0.0	0.0	27.6
387	593808.31	4782647.76	0.10	0	N	200	40.3	-16.2	0.0	-5.1	0.0	0.0	29.2
387	593808.31	4782647.76	0.10	0	N	250	43.5	-16.2	0.0	-4.5	0.0	0.0	31.9
387	593808.31	4782647.76	0.10	0	N	315	44.0	-16.2	0.0	-3.5	0.0	0.0	31.4
387	593808.31	4782647.76	0.10	0	N	400	44.4	-16.2	0.0	-1.8	0.0	0.0	30.1
387	593808.31	4782647.76	0.10	0	N	500	46.8	-16.2	0.0	0.7	0.0	0.0	29.9
387	593808.31	4782647.76	0.10	0	N	630	48.3	-16.2	0.0	4.6	0.0	0.0	27.5
387	593808.31	4782647.76	0.10	0	N	800	47.1	-16.2	0.0	9.3	0.0	0.0	21.7
387	593808.31	4782647.76	0.10	0	N	1000	47.7	-16.2	0.0	11.9	0.0	0.0	19.6
387	593808.31	4782647.76	0.10	0	N	1250	46.7	-16.2	0.0	13.5	0.0	0.0	16.9

Road, TNM, Name: "Rymal6 westbound", ID: "!01!Rymal6_WB"													
Nr.	X	Y	Z	Refl.	DEN	Freq.	Lw	Ad	Aair	Agr	Afol	RL	Lr
	(m)	(m)	(m)			(Hz)	dB(A)	(dB)	(dB)	(dB)	(dB)	(dB)	dB(A)
387	593808.31	4782647.76	0.10	0	N	1600	46.0	-16.2	0.0	15.4	0.0	0.0	14.4
387	593808.31	4782647.76	0.10	0	N	2000	45.3	-16.2	0.0	17.3	0.0	0.0	11.7
387	593808.31	4782647.76	0.10	0	N	2500	44.2	-16.2	0.0	18.9	0.0	0.0	9.1
387	593808.31	4782647.76	0.10	0	N	3150	43.6	-16.2	0.0	19.1	0.0	0.0	8.3
387	593808.31	4782647.76	0.10	0	N	4000	41.9	-16.2	0.0	17.9	0.0	0.0	7.9
387	593808.31	4782647.76	0.10	0	N	5000	40.1	-16.2	0.0	16.7	0.0	0.0	7.3
387	593808.31	4782647.76	0.10	0	N	6300	38.0	-16.2	0.0	16.7	0.0	0.0	5.1
387	593808.31	4782647.76	0.10	0	N	8000	35.2	-16.2	0.0	16.7	0.0	0.0	2.4
420	593776.14	4782657.81	0.10	0	D	50	21.3	-19.1	0.0	-6.0	0.0	0.0	8.2
420	593776.14	4782657.81	0.10	0	D	63	28.6	-19.1	0.0	-5.9	0.0	0.0	15.4
420	593776.14	4782657.81	0.10	0	D	80	32.8	-19.1	0.0	-5.9	0.0	0.0	19.5
420	593776.14	4782657.81	0.10	0	D	100	35.1	-19.1	0.0	-5.8	0.0	0.0	21.7
420	593776.14	4782657.81	0.10	0	D	125	36.6	-19.1	0.0	-5.6	0.0	0.0	23.1
420	593776.14	4782657.81	0.10	0	D	160	38.3	-19.1	0.0	-5.4	0.0	0.0	24.6
420	593776.14	4782657.81	0.10	0	D	200	40.3	-19.1	0.0	-5.0	0.0	0.0	26.2
420	593776.14	4782657.81	0.10	0	D	250	43.6	-19.1	0.0	-4.2	0.0	0.0	28.7
420	593776.14	4782657.81	0.10	0	D	315	44.1	-19.1	0.0	-3.0	0.0	0.0	27.9
420	593776.14	4782657.81	0.10	0	D	400	44.5	-19.1	0.0	-0.8	0.0	0.0	26.1
420	593776.14	4782657.81	0.10	0	D	500	46.9	-19.1	0.0	2.6	0.0	0.0	25.1
420	593776.14	4782657.81	0.10	0	D	630	48.4	-19.1	0.0	7.8	0.0	0.0	21.5
420	593776.14	4782657.81	0.10	0	D	800	47.2	-19.1	0.0	13.0	0.0	0.0	15.1
420	593776.14	4782657.81	0.10	0	D	1000	47.8	-19.1	0.0	15.0	0.0	0.0	13.6
420	593776.14	4782657.81	0.10	0	D	1250	46.7	-19.1	0.0	16.5	0.0	0.0	11.1
420	593776.14	4782657.81	0.10	0	D	1600	46.1	-19.1	0.0	18.4	0.0	0.0	8.6
420	593776.14	4782657.81	0.10	0	D	2000	45.3	-19.1	0.0	20.4	0.0	0.0	5.8
420	593776.14	4782657.81	0.10	0	D	2500	44.3	-19.1	0.0	22.1	0.0	0.0	3.1
420	593776.14	4782657.81	0.10	0	D	3150	43.6	-19.1	0.0	22.5	0.0	0.0	2.0
420	593776.14	4782657.81	0.10	0	D	4000	42.0	-19.1	0.0	21.7	0.0	0.0	1.2
420	593776.14	4782657.81	0.10	0	D	5000	40.2	-19.1	0.0	21.0	0.0	0.0	0.0
420	593776.14	4782657.81	0.10	0	N	50	21.2	-19.1	0.0	-6.0	0.0	0.0	8.1
420	593776.14	4782657.81	0.10	0	N	63	28.5	-19.1	0.0	-5.9	0.0	0.0	15.3
420	593776.14	4782657.81	0.10	0	N	80	32.7	-19.1	0.0	-5.9	0.0	0.0	19.5
420	593776.14	4782657.81	0.10	0	N	100	35.0	-19.1	0.0	-5.8	0.0	0.0	21.6
420	593776.14	4782657.81	0.10	0	N	125	36.5	-19.1	0.0	-5.6	0.0	0.0	23.0
420	593776.14	4782657.81	0.10	0	N	160	38.3	-19.1	0.0	-5.4	0.0	0.0	24.5
420	593776.14	4782657.81	0.10	0	N	200	40.3	-19.1	0.0	-5.0	0.0	0.0	26.1
420	593776.14	4782657.81	0.10	0	N	250	43.5	-19.1	0.0	-4.2	0.0	0.0	28.6
420	593776.14	4782657.81	0.10	0	N	315	44.0	-19.1	0.0	-3.0	0.0	0.0	27.9
420	593776.14	4782657.81	0.10	0	N	400	44.4	-19.1	0.0	-0.8	0.0	0.0	26.0
420	593776.14	4782657.81	0.10	0	N	500	46.8	-19.1	0.0	2.6	0.0	0.0	25.1
420	593776.14	4782657.81	0.10	0	N	630	48.3	-19.1	0.0	7.8	0.0	0.0	21.4
420	593776.14	4782657.81	0.10	0	N	800	47.1	-19.1	0.0	13.0	0.0	0.0	15.0
420	593776.14	4782657.81	0.10	0	N	1000	47.7	-19.1	0.0	15.0	0.0	0.0	13.6
420	593776.14	4782657.81	0.10	0	N	1250	46.7	-19.1	0.0	16.5	0.0	0.0	11.0
420	593776.14	4782657.81	0.10	0	N	1600	46.0	-19.1	0.0	18.4	0.0	0.0	8.5
420	593776.14	4782657.81	0.10	0	N	2000	45.3	-19.1	0.0	20.4	0.0	0.0	5.8
420	593776.14	4782657.81	0.10	0	N	2500	44.2	-19.1	0.0	22.1	0.0	0.0	3.0
420	593776.14	4782657.81	0.10	0	N	3150	43.6	-19.1	0.0	22.5	0.0	0.0	1.9
420	593776.14	4782657.81	0.10	0	N	4000	41.9	-19.1	0.0	21.7	0.0	0.0	1.1
423	593727.90	4782672.87	0.10	0	D	50	21.3	-19.1	0.0	-6.0	0.0	0.0	8.2
423	593727.90	4782672.87	0.10	0	D	63	28.6	-19.1	0.0	-5.9	0.0	0.0	15.4
423	593727.90	4782672.87	0.10	0	D	80	32.8	-19.1	0.0	-5.8	0.0	0.0	19.5
423	593727.90	4782672.87	0.10	0	D	100	35.1	-19.1	0.0	-5.7	0.0	0.0	21.7
423	593727.90	4782672.87	0.10	0	D	125	36.6	-19.1	0.0	-5.6	0.0	0.0	23.0
423	593727.90	4782672.87	0.10	0	D	160	38.3	-19.1	0.0	-5.2	0.0	0.0	24.5
423	593727.90	4782672.87	0.10	0	D	200	40.3	-19.1	0.0	-4.7	0.0	0.0	26.0
423	593727.90	4782672.87	0.10	0	D	250	43.6	-19.1	0.0	-3.8	0.0	0.0	28.3
423	593727.90	4782672.87	0.10	0	D	315	44.1	-19.1	0.0	-2.1	0.0	0.0	27.1
423	593727.90	4782672.87	0.10	0	D	400	44.5	-19.1	0.0	0.8	0.0	0.0	24.5
423	593727.90	4782672.87	0.10	0	D	500	46.9	-19.1	0.0	5.4	0.0	0.0	22.3
423	593727.90	4782672.87	0.10	0	D	630	48.4	-19.1	0.0	12.1	0.0	0.0	17.1
423	593727.90	4782672.87	0.10	0	D	800	47.2	-19.1	0.0	16.9	0.0	0.0	11.2
423	593727.90	4782672.87	0.10	0	D	1000	47.8	-19.1	0.0	18.4	0.0	0.0	10.3

Road, TNM, Name: "Rymal6 westbound", ID: "!01!Rymal6_WB"													
Nr.	X	Y	Z	Refl.	DEN	Freq.	Lw	Ad	Aair	Agr	Afol	RL	Lr
	(m)	(m)	(m)			(Hz)	dB(A)	(dB)	(dB)	(dB)	(dB)	(dB)	dB(A)
423	593727.90	4782672.87	0.10	0	D	1250	46.7	-19.1	0.0	19.8	0.0	0.0	7.9
423	593727.90	4782672.87	0.10	0	D	1600	46.1	-19.1	0.0	21.7	0.0	0.0	5.2
423	593727.90	4782672.87	0.10	0	D	2000	45.3	-19.1	0.0	23.8	0.0	0.0	2.4
423	593727.90	4782672.87	0.10	0	N	50	21.2	-19.1	0.0	-6.0	0.0	0.0	8.1
423	593727.90	4782672.87	0.10	0	N	63	28.5	-19.1	0.0	-5.9	0.0	0.0	15.3
423	593727.90	4782672.87	0.10	0	N	80	32.7	-19.1	0.0	-5.8	0.0	0.0	19.4
423	593727.90	4782672.87	0.10	0	N	100	35.0	-19.1	0.0	-5.7	0.0	0.0	21.6
423	593727.90	4782672.87	0.10	0	N	125	36.5	-19.1	0.0	-5.6	0.0	0.0	23.0
423	593727.90	4782672.87	0.10	0	N	160	38.3	-19.1	0.0	-5.2	0.0	0.0	24.4
423	593727.90	4782672.87	0.10	0	N	200	40.3	-19.1	0.0	-4.7	0.0	0.0	25.9
423	593727.90	4782672.87	0.10	0	N	250	43.5	-19.1	0.0	-3.8	0.0	0.0	28.2
423	593727.90	4782672.87	0.10	0	N	315	44.0	-19.1	0.0	-2.1	0.0	0.0	27.0
423	593727.90	4782672.87	0.10	0	N	400	44.4	-19.1	0.0	0.8	0.0	0.0	24.5
423	593727.90	4782672.87	0.10	0	N	500	46.8	-19.1	0.0	5.4	0.0	0.0	22.3
423	593727.90	4782672.87	0.10	0	N	630	48.3	-19.1	0.0	12.1	0.0	0.0	17.1
423	593727.90	4782672.87	0.10	0	N	800	47.1	-19.1	0.0	16.9	0.0	0.0	11.1
423	593727.90	4782672.87	0.10	0	N	1000	47.7	-19.1	0.0	18.4	0.0	0.0	10.3
423	593727.90	4782672.87	0.10	0	N	1250	46.7	-19.1	0.0	19.8	0.0	0.0	7.8
423	593727.90	4782672.87	0.10	0	N	1600	46.0	-19.1	0.0	21.7	0.0	0.0	5.2
423	593727.90	4782672.87	0.10	0	N	2000	45.3	-19.1	0.0	23.8	0.0	0.0	2.3
425	593642.17	4782699.63	0.10	0	D	50	21.3	-20.6	0.0	-6.0	0.0	0.0	6.7
425	593642.17	4782699.63	0.10	0	D	63	28.6	-20.6	0.0	-5.9	0.0	0.0	13.8
425	593642.17	4782699.63	0.10	0	D	80	32.8	-20.6	0.0	-5.8	0.0	0.0	18.0
425	593642.17	4782699.63	0.10	0	D	100	35.1	-20.6	0.0	-5.7	0.0	0.0	20.1
425	593642.17	4782699.63	0.10	0	D	125	36.6	-20.6	0.0	-5.4	0.0	0.0	21.4
425	593642.17	4782699.63	0.10	0	D	160	38.3	-20.6	0.0	-5.0	0.0	0.0	22.8
425	593642.17	4782699.63	0.10	0	D	200	40.3	-20.6	0.0	-4.3	0.0	0.0	24.1
425	593642.17	4782699.63	0.10	0	D	250	43.6	-20.6	0.0	-3.0	0.0	0.0	26.0
425	593642.17	4782699.63	0.10	0	D	315	44.1	-20.6	0.0	-0.6	0.0	0.0	24.1
425	593642.17	4782699.63	0.10	0	D	400	44.5	-20.6	0.0	3.7	0.0	0.0	20.2
425	593642.17	4782699.63	0.10	0	D	500	46.9	-20.6	0.0	10.2	0.0	0.0	16.1
425	593642.17	4782699.63	0.10	0	D	630	48.4	-20.6	0.0	18.0	0.0	0.0	9.8
425	593642.17	4782699.63	0.10	0	D	800	47.2	-20.6	0.0	21.2	0.0	0.0	5.4
425	593642.17	4782699.63	0.10	0	D	1000	47.8	-20.6	0.0	22.4	0.0	0.0	4.8
425	593642.17	4782699.63	0.10	0	D	1250	46.7	-20.6	0.0	23.9	0.0	0.0	2.3
425	593642.17	4782699.63	0.10	0	N	50	21.2	-20.6	0.0	-6.0	0.0	0.0	6.7
425	593642.17	4782699.63	0.10	0	N	63	28.5	-20.6	0.0	-5.9	0.0	0.0	13.8
425	593642.17	4782699.63	0.10	0	N	80	32.7	-20.6	0.0	-5.8	0.0	0.0	17.9
425	593642.17	4782699.63	0.10	0	N	100	35.0	-20.6	0.0	-5.7	0.0	0.0	20.1
425	593642.17	4782699.63	0.10	0	N	125	36.5	-20.6	0.0	-5.4	0.0	0.0	21.4
425	593642.17	4782699.63	0.10	0	N	160	38.3	-20.6	0.0	-5.0	0.0	0.0	22.7
425	593642.17	4782699.63	0.10	0	N	200	40.3	-20.6	0.0	-4.3	0.0	0.0	24.0
425	593642.17	4782699.63	0.10	0	N	250	43.5	-20.6	0.0	-3.0	0.0	0.0	25.9
425	593642.17	4782699.63	0.10	0	N	315	44.0	-20.6	0.0	-0.6	0.0	0.0	24.0
425	593642.17	4782699.63	0.10	0	N	400	44.4	-20.6	0.0	3.7	0.0	0.0	20.2
425	593642.17	4782699.63	0.10	0	N	500	46.8	-20.6	0.0	10.2	0.0	0.0	16.0
425	593642.17	4782699.63	0.10	0	N	630	48.3	-20.6	0.0	18.0	0.0	0.0	9.7
425	593642.17	4782699.63	0.10	0	N	800	47.1	-20.6	0.0	21.2	0.0	0.0	5.4
425	593642.17	4782699.63	0.10	0	N	1000	47.7	-20.6	0.0	22.4	0.0	0.0	4.7
425	593642.17	4782699.63	0.10	0	N	1250	46.7	-20.6	0.0	23.9	0.0	0.0	2.2

Road, TNM, Name: "Rymal 6 eastbound", ID: "!01!Rymal6_EB"													
Nr.	X	Y	Z	Refl.	DEN	Freq.	Lw	Ad	Aair	Agr	Afol	RL	Lr
	(m)	(m)	(m)			(Hz)	dB(A)	(dB)	(dB)	(dB)	(dB)	(dB)	dB(A)
428	593612.37	4782702.13	0.10	0	D	50	21.2	-24.9	0.0	-6.0	0.0	0.0	2.3
428	593612.37	4782702.13	0.10	0	D	63	28.5	-24.9	0.0	-5.9	0.0	0.0	9.4
428	593612.37	4782702.13	0.10	0	D	80	32.7	-24.9	0.0	-5.8	0.0	0.0	13.6
428	593612.37	4782702.13	0.10	0	D	100	35.0	-24.9	0.0	-5.6	0.0	0.0	15.7
428	593612.37	4782702.13	0.10	0	D	125	36.5	-24.9	0.0	-5.4	0.0	0.0	17.0
428	593612.37	4782702.13	0.10	0	D	160	38.2	-24.9	0.0	-4.9	0.0	0.0	18.3
428	593612.37	4782702.13	0.10	0	D	200	40.3	-24.9	0.0	-4.2	0.0	0.0	19.5
428	593612.37	4782702.13	0.10	0	D	250	43.5	-24.9	0.0	-2.7	0.0	0.0	21.3
428	593612.37	4782702.13	0.10	0	D	315	44.0	-24.9	0.0	-0.1	0.0	0.0	19.2

Road, TNM, Name: "Rymal 6 eastbound", ID: "!01!Rymal6_EB"													
Nr.	X	Y	Z	Refl.	DEN	Freq.	Lw	Ad	Aair	Agr	Afol	RL	Lr
	(m)	(m)	(m)			(Hz)	dB(A)	(dB)	(dB)	(dB)	(dB)	(dB)	dB(A)
428	593612.37	4782702.13	0.10	0	D	400	44.4	-24.9	0.0	4.6	0.0	0.0	14.9
428	593612.37	4782702.13	0.10	0	D	500	46.8	-24.9	0.0	11.6	0.0	0.0	10.2
428	593612.37	4782702.13	0.10	0	D	630	48.3	-24.9	0.0	19.4	0.0	0.0	3.9
428	593612.37	4782702.13	0.10	0	N	50	21.1	-24.9	0.0	-6.0	0.0	0.0	2.2
428	593612.37	4782702.13	0.10	0	N	63	28.4	-24.9	0.0	-5.9	0.0	0.0	9.4
428	593612.37	4782702.13	0.10	0	N	80	32.6	-24.9	0.0	-5.8	0.0	0.0	13.5
428	593612.37	4782702.13	0.10	0	N	100	34.9	-24.9	0.0	-5.6	0.0	0.0	15.6
428	593612.37	4782702.13	0.10	0	N	125	36.4	-24.9	0.0	-5.4	0.0	0.0	16.9
428	593612.37	4782702.13	0.10	0	N	160	38.2	-24.9	0.0	-4.9	0.0	0.0	18.2
428	593612.37	4782702.13	0.10	0	N	200	40.2	-24.9	0.0	-4.2	0.0	0.0	19.5
428	593612.37	4782702.13	0.10	0	N	250	43.4	-24.9	0.0	-2.7	0.0	0.0	21.2
428	593612.37	4782702.13	0.10	0	N	315	43.9	-24.9	0.0	-0.1	0.0	0.0	19.1
428	593612.37	4782702.13	0.10	0	N	400	44.3	-24.9	0.0	4.6	0.0	0.0	14.8
428	593612.37	4782702.13	0.10	0	N	500	46.7	-24.9	0.0	11.6	0.0	0.0	10.2
428	593612.37	4782702.13	0.10	0	N	630	48.2	-24.9	0.0	19.4	0.0	0.0	3.9
462	593679.95	4782681.17	0.10	0	D	50	21.2	-20.2	0.0	-6.0	0.0	0.0	7.0
462	593679.95	4782681.17	0.10	0	D	63	28.5	-20.2	0.0	-5.9	0.0	0.0	14.2
462	593679.95	4782681.17	0.10	0	D	80	32.7	-20.2	0.0	-5.8	0.0	0.0	18.3
462	593679.95	4782681.17	0.10	0	D	100	35.0	-20.2	0.0	-5.7	0.0	0.0	20.5
462	593679.95	4782681.17	0.10	0	D	125	36.5	-20.2	0.0	-5.5	0.0	0.0	21.8
462	593679.95	4782681.17	0.10	0	D	160	38.2	-20.2	0.0	-5.1	0.0	0.0	23.2
462	593679.95	4782681.17	0.10	0	D	200	40.3	-20.2	0.0	-4.5	0.0	0.0	24.6
462	593679.95	4782681.17	0.10	0	D	250	43.5	-20.2	0.0	-3.4	0.0	0.0	26.6
462	593679.95	4782681.17	0.10	0	D	315	44.0	-20.2	0.0	-1.3	0.0	0.0	25.1
462	593679.95	4782681.17	0.10	0	D	400	44.4	-20.2	0.0	2.4	0.0	0.0	21.8
462	593679.95	4782681.17	0.10	0	D	500	46.8	-20.2	0.0	8.0	0.0	0.0	18.5
462	593679.95	4782681.17	0.10	0	D	630	48.3	-20.2	0.0	15.7	0.0	0.0	12.4
462	593679.95	4782681.17	0.10	0	D	800	47.1	-20.2	0.0	19.5	0.0	0.0	7.4
462	593679.95	4782681.17	0.10	0	D	1000	47.7	-20.2	0.0	20.8	0.0	0.0	6.7
462	593679.95	4782681.17	0.10	0	D	1250	46.6	-20.2	0.0	22.2	0.0	0.0	4.2
462	593679.95	4782681.17	0.10	0	D	1600	46.0	-20.2	0.0	24.2	0.0	0.0	1.6
462	593679.95	4782681.17	0.10	0	N	50	21.1	-20.2	0.0	-6.0	0.0	0.0	7.0
462	593679.95	4782681.17	0.10	0	N	63	28.4	-20.2	0.0	-5.9	0.0	0.0	14.1
462	593679.95	4782681.17	0.10	0	N	80	32.6	-20.2	0.0	-5.8	0.0	0.0	18.2
462	593679.95	4782681.17	0.10	0	N	100	34.9	-20.2	0.0	-5.7	0.0	0.0	20.4
462	593679.95	4782681.17	0.10	0	N	125	36.4	-20.2	0.0	-5.5	0.0	0.0	21.7
462	593679.95	4782681.17	0.10	0	N	160	38.2	-20.2	0.0	-5.1	0.0	0.0	23.1
462	593679.95	4782681.17	0.10	0	N	200	40.2	-20.2	0.0	-4.5	0.0	0.0	24.5
462	593679.95	4782681.17	0.10	0	N	250	43.4	-20.2	0.0	-3.4	0.0	0.0	26.6
462	593679.95	4782681.17	0.10	0	N	315	43.9	-20.2	0.0	-1.3	0.0	0.0	25.0
462	593679.95	4782681.17	0.10	0	N	400	44.3	-20.2	0.0	2.4	0.0	0.0	21.7
462	593679.95	4782681.17	0.10	0	N	500	46.7	-20.2	0.0	8.0	0.0	0.0	18.5
462	593679.95	4782681.17	0.10	0	N	630	48.2	-20.2	0.0	15.7	0.0	0.0	12.4
462	593679.95	4782681.17	0.10	0	N	800	47.0	-20.2	0.0	19.5	0.0	0.0	7.4
462	593679.95	4782681.17	0.10	0	N	1000	47.6	-20.2	0.0	20.8	0.0	0.0	6.7
462	593679.95	4782681.17	0.10	0	N	1250	46.6	-20.2	0.0	22.2	0.0	0.0	4.2
462	593679.95	4782681.17	0.10	0	N	1600	45.9	-20.2	0.0	24.2	0.0	0.0	1.5
466	593742.74	4782661.69	0.10	0	D	50	21.2	-20.2	0.0	-6.0	0.0	0.0	7.0
466	593742.74	4782661.69	0.10	0	D	63	28.5	-20.2	0.0	-5.9	0.0	0.0	14.2
466	593742.74	4782661.69	0.10	0	D	80	32.7	-20.2	0.0	-5.8	0.0	0.0	18.4
466	593742.74	4782661.69	0.10	0	D	100	35.0	-20.2	0.0	-5.7	0.0	0.0	20.5
466	593742.74	4782661.69	0.10	0	D	125	36.5	-20.2	0.0	-5.6	0.0	0.0	21.9
466	593742.74	4782661.69	0.10	0	D	160	38.2	-20.2	0.0	-5.3	0.0	0.0	23.4
466	593742.74	4782661.69	0.10	0	D	200	40.3	-20.2	0.0	-4.8	0.0	0.0	24.9
466	593742.74	4782661.69	0.10	0	D	250	43.5	-20.2	0.0	-3.9	0.0	0.0	27.2
466	593742.74	4782661.69	0.10	0	D	315	44.0	-20.2	0.0	-2.4	0.0	0.0	26.2
466	593742.74	4782661.69	0.10	0	D	400	44.4	-20.2	0.0	0.3	0.0	0.0	23.9
466	593742.74	4782661.69	0.10	0	D	500	46.8	-20.2	0.0	4.5	0.0	0.0	22.1
466	593742.74	4782661.69	0.10	0	D	630	48.3	-20.2	0.0	10.8	0.0	0.0	17.3
466	593742.74	4782661.69	0.10	0	D	800	47.1	-20.2	0.0	15.8	0.0	0.0	11.1
466	593742.74	4782661.69	0.10	0	D	1000	47.7	-20.2	0.0	17.4	0.0	0.0	10.1
466	593742.74	4782661.69	0.10	0	D	1250	46.6	-20.2	0.0	18.8	0.0	0.0	7.6
466	593742.74	4782661.69	0.10	0	D	1600	46.0	-20.2	0.0	20.7	0.0	0.0	5.1

Road, TNM, Name: "Rymal 6 eastbound", ID: "!01!Rymal6_EB"													
Nr.	X	Y	Z	Refl.	DEN	Freq.	Lw	Ad	Aair	Agr	Afol	RL	Lr
	(m)	(m)	(m)			(Hz)	dB(A)	(dB)	(dB)	(dB)	(dB)	(dB)	dB(A)
466	593742.74	4782661.69	0.10	0	D	2000	45.2	-20.2	0.0	22.8	0.0	0.0	2.2
466	593742.74	4782661.69	0.10	0	N	50	21.1	-20.2	0.0	-6.0	0.0	0.0	7.0
466	593742.74	4782661.69	0.10	0	N	63	28.4	-20.2	0.0	-5.9	0.0	0.0	14.1
466	593742.74	4782661.69	0.10	0	N	80	32.6	-20.2	0.0	-5.8	0.0	0.0	18.3
466	593742.74	4782661.69	0.10	0	N	100	34.9	-20.2	0.0	-5.7	0.0	0.0	20.5
466	593742.74	4782661.69	0.10	0	N	125	36.4	-20.2	0.0	-5.6	0.0	0.0	21.8
466	593742.74	4782661.69	0.10	0	N	160	38.2	-20.2	0.0	-5.3	0.0	0.0	23.3
466	593742.74	4782661.69	0.10	0	N	200	40.2	-20.2	0.0	-4.8	0.0	0.0	24.8
466	593742.74	4782661.69	0.10	0	N	250	43.4	-20.2	0.0	-3.9	0.0	0.0	27.2
466	593742.74	4782661.69	0.10	0	N	315	43.9	-20.2	0.0	-2.4	0.0	0.0	26.1
466	593742.74	4782661.69	0.10	0	N	400	44.3	-20.2	0.0	0.3	0.0	0.0	23.8
466	593742.74	4782661.69	0.10	0	N	500	46.7	-20.2	0.0	4.5	0.0	0.0	22.0
466	593742.74	4782661.69	0.10	0	N	630	48.2	-20.2	0.0	10.8	0.0	0.0	17.2
466	593742.74	4782661.69	0.10	0	N	800	47.0	-20.2	0.0	15.8	0.0	0.0	11.1
466	593742.74	4782661.69	0.10	0	N	1000	47.6	-20.2	0.0	17.4	0.0	0.0	10.1
466	593742.74	4782661.69	0.10	0	N	1250	46.6	-20.2	0.0	18.8	0.0	0.0	7.6
466	593742.74	4782661.69	0.10	0	N	1600	45.9	-20.2	0.0	20.7	0.0	0.0	5.0
466	593742.74	4782661.69	0.10	0	N	2000	45.2	-20.2	0.0	22.8	0.0	0.0	2.2
470	593784.59	4782648.71	0.10	0	D	50	21.2	-17.2	0.0	-6.0	0.0	0.0	10.0
470	593784.59	4782648.71	0.10	0	D	63	28.5	-17.2	0.0	-5.9	0.0	0.0	17.2
470	593784.59	4782648.71	0.10	0	D	80	32.7	-17.2	0.0	-5.9	0.0	0.0	21.4
470	593784.59	4782648.71	0.10	0	D	100	35.0	-17.2	0.0	-5.8	0.0	0.0	23.6
470	593784.59	4782648.71	0.10	0	D	125	36.5	-17.2	0.0	-5.7	0.0	0.0	25.0
470	593784.59	4782648.71	0.10	0	D	160	38.2	-17.2	0.0	-5.4	0.0	0.0	26.5
470	593784.59	4782648.71	0.10	0	D	200	40.3	-17.2	0.0	-5.0	0.0	0.0	28.1
470	593784.59	4782648.71	0.10	0	D	250	43.5	-17.2	0.0	-4.3	0.0	0.0	30.6
470	593784.59	4782648.71	0.10	0	D	315	44.0	-17.2	0.0	-3.1	0.0	0.0	29.9
470	593784.59	4782648.71	0.10	0	D	400	44.4	-17.2	0.0	-1.1	0.0	0.0	28.2
470	593784.59	4782648.71	0.10	0	D	500	46.8	-17.2	0.0	2.1	0.0	0.0	27.5
470	593784.59	4782648.71	0.10	0	D	630	48.3	-17.2	0.0	6.9	0.0	0.0	24.1
470	593784.59	4782648.71	0.10	0	D	800	47.1	-17.2	0.0	12.0	0.0	0.0	17.9
470	593784.59	4782648.71	0.10	0	D	1000	47.7	-17.2	0.0	14.3	0.0	0.0	16.2
470	593784.59	4782648.71	0.10	0	D	1250	46.6	-17.2	0.0	15.8	0.0	0.0	13.7
470	593784.59	4782648.71	0.10	0	D	1600	46.0	-17.2	0.0	17.7	0.0	0.0	11.1
470	593784.59	4782648.71	0.10	0	D	2000	45.2	-17.2	0.0	19.6	0.0	0.0	8.4
470	593784.59	4782648.71	0.10	0	D	2500	44.2	-17.2	0.0	21.3	0.0	0.0	5.7
470	593784.59	4782648.71	0.10	0	D	3150	43.6	-17.2	0.0	21.7	0.0	0.0	4.7
470	593784.59	4782648.71	0.10	0	D	4000	41.9	-17.2	0.0	20.7	0.0	0.0	4.0
470	593784.59	4782648.71	0.10	0	D	5000	40.1	-17.2	0.0	19.9	0.0	0.0	3.0
470	593784.59	4782648.71	0.10	0	D	6300	38.0	-17.2	0.0	19.9	0.0	0.0	0.9
470	593784.59	4782648.71	0.10	0	N	50	21.1	-17.2	0.0	-6.0	0.0	0.0	10.0
470	593784.59	4782648.71	0.10	0	N	63	28.4	-17.2	0.0	-5.9	0.0	0.0	17.1
470	593784.59	4782648.71	0.10	0	N	80	32.6	-17.2	0.0	-5.9	0.0	0.0	21.3
470	593784.59	4782648.71	0.10	0	N	100	34.9	-17.2	0.0	-5.8	0.0	0.0	23.5
470	593784.59	4782648.71	0.10	0	N	125	36.4	-17.2	0.0	-5.7	0.0	0.0	24.9
470	593784.59	4782648.71	0.10	0	N	160	38.2	-17.2	0.0	-5.4	0.0	0.0	26.4
470	593784.59	4782648.71	0.10	0	N	200	40.2	-17.2	0.0	-5.0	0.0	0.0	28.0
470	593784.59	4782648.71	0.10	0	N	250	43.4	-17.2	0.0	-4.3	0.0	0.0	30.5
470	593784.59	4782648.71	0.10	0	N	315	43.9	-17.2	0.0	-3.1	0.0	0.0	29.9
470	593784.59	4782648.71	0.10	0	N	400	44.3	-17.2	0.0	-1.1	0.0	0.0	28.2
470	593784.59	4782648.71	0.10	0	N	500	46.7	-17.2	0.0	2.1	0.0	0.0	27.4
470	593784.59	4782648.71	0.10	0	N	630	48.2	-17.2	0.0	6.9	0.0	0.0	24.1
470	593784.59	4782648.71	0.10	0	N	800	47.0	-17.2	0.0	12.0	0.0	0.0	17.8
470	593784.59	4782648.71	0.10	0	N	1000	47.6	-17.2	0.0	14.3	0.0	0.0	16.2
470	593784.59	4782648.71	0.10	0	N	1250	46.6	-17.2	0.0	15.8	0.0	0.0	13.6
470	593784.59	4782648.71	0.10	0	N	1600	45.9	-17.2	0.0	17.7	0.0	0.0	11.1
470	593784.59	4782648.71	0.10	0	N	2000	45.2	-17.2	0.0	19.6	0.0	0.0	8.4
470	593784.59	4782648.71	0.10	0	N	2500	44.1	-17.2	0.0	21.3	0.0	0.0	5.6
470	593784.59	4782648.71	0.10	0	N	3150	43.5	-17.2	0.0	21.7	0.0	0.0	4.6
470	593784.59	4782648.71	0.10	0	N	4000	41.8	-17.2	0.0	20.7	0.0	0.0	3.9
470	593784.59	4782648.71	0.10	0	N	5000	40.0	-17.2	0.0	19.9	0.0	0.0	2.9
470	593784.59	4782648.71	0.10	0	N	6300	37.9	-17.2	0.0	19.9	0.0	0.0	0.8
474	593819.61	4782637.85	0.10	0	D	50	21.2	-15.5	0.0	-6.0	0.0	0.0	11.7

Road, TNM, Name: "Rymal 6 eastbound", ID: "!01!Rymal6_EB"													
Nr.	X	Y	Z	Refl.	DEN	Freq.	Lw	Ad	Aair	Agr	Afol	RL	Lr
	(m)	(m)	(m)			(Hz)	dB(A)	(dB)	(dB)	(dB)	(dB)	(dB)	dB(A)
474	593819.61	4782637.85	0.10	0	D	63	28.5	-15.5	0.0	-5.9	0.0	0.0	18.8
474	593819.61	4782637.85	0.10	0	D	80	32.7	-15.5	0.0	-5.9	0.0	0.0	23.0
474	593819.61	4782637.85	0.10	0	D	100	35.0	-15.5	0.0	-5.8	0.0	0.0	25.2
474	593819.61	4782637.85	0.10	0	D	125	36.5	-15.5	0.0	-5.7	0.0	0.0	26.7
474	593819.61	4782637.85	0.10	0	D	160	38.2	-15.5	0.0	-5.5	0.0	0.0	28.2
474	593819.61	4782637.85	0.10	0	D	200	40.3	-15.5	0.0	-5.2	0.0	0.0	29.9
474	593819.61	4782637.85	0.10	0	D	250	43.5	-15.5	0.0	-4.6	0.0	0.0	32.6
474	593819.61	4782637.85	0.10	0	D	315	44.0	-15.5	0.0	-3.7	0.0	0.0	32.2
474	593819.61	4782637.85	0.10	0	D	400	44.4	-15.5	0.0	-2.2	0.0	0.0	31.0
474	593819.61	4782637.85	0.10	0	D	500	46.8	-15.5	0.0	0.1	0.0	0.0	31.2
474	593819.61	4782637.85	0.10	0	D	630	48.3	-15.5	0.0	3.5	0.0	0.0	29.2
474	593819.61	4782637.85	0.10	0	D	800	47.1	-15.5	0.0	7.8	0.0	0.0	23.8
474	593819.61	4782637.85	0.10	0	D	1000	47.7	-15.5	0.0	10.6	0.0	0.0	21.6
474	593819.61	4782637.85	0.10	0	D	1250	46.6	-15.5	0.0	12.3	0.0	0.0	18.8
474	593819.61	4782637.85	0.10	0	D	1600	46.0	-15.5	0.0	14.2	0.0	0.0	16.2
474	593819.61	4782637.85	0.10	0	D	2000	45.2	-15.5	0.0	16.1	0.0	0.0	13.6
474	593819.61	4782637.85	0.10	0	D	2500	44.2	-15.5	0.0	17.6	0.0	0.0	11.0
474	593819.61	4782637.85	0.10	0	D	3150	43.6	-15.5	0.0	17.8	0.0	0.0	10.2
474	593819.61	4782637.85	0.10	0	D	4000	41.9	-15.5	0.0	16.4	0.0	0.0	10.0
474	593819.61	4782637.85	0.10	0	D	5000	40.1	-15.5	0.0	15.0	0.0	0.0	9.6
474	593819.61	4782637.85	0.10	0	D	6300	38.0	-15.5	0.0	15.0	0.0	0.0	7.4
474	593819.61	4782637.85	0.10	0	D	8000	35.2	-15.5	0.0	15.0	0.0	0.0	4.7
474	593819.61	4782637.85	0.10	0	D	10000	31.6	-15.5	0.0	15.0	0.0	0.0	1.1
474	593819.61	4782637.85	0.10	0	N	50	21.1	-15.5	0.0	-6.0	0.0	0.0	11.6
474	593819.61	4782637.85	0.10	0	N	63	28.4	-15.5	0.0	-5.9	0.0	0.0	18.8
474	593819.61	4782637.85	0.10	0	N	80	32.6	-15.5	0.0	-5.9	0.0	0.0	23.0
474	593819.61	4782637.85	0.10	0	N	100	34.9	-15.5	0.0	-5.8	0.0	0.0	25.2
474	593819.61	4782637.85	0.10	0	N	125	36.4	-15.5	0.0	-5.7	0.0	0.0	26.6
474	593819.61	4782637.85	0.10	0	N	160	38.2	-15.5	0.0	-5.5	0.0	0.0	28.1
474	593819.61	4782637.85	0.10	0	N	200	40.2	-15.5	0.0	-5.2	0.0	0.0	29.8
474	593819.61	4782637.85	0.10	0	N	250	43.4	-15.5	0.0	-4.6	0.0	0.0	32.5
474	593819.61	4782637.85	0.10	0	N	315	43.9	-15.5	0.0	-3.7	0.0	0.0	32.1
474	593819.61	4782637.85	0.10	0	N	400	44.3	-15.5	0.0	-2.2	0.0	0.0	31.0
474	593819.61	4782637.85	0.10	0	N	500	46.7	-15.5	0.0	0.1	0.0	0.0	31.1
474	593819.61	4782637.85	0.10	0	N	630	48.2	-15.5	0.0	3.5	0.0	0.0	29.1
474	593819.61	4782637.85	0.10	0	N	800	47.0	-15.5	0.0	7.8	0.0	0.0	23.7
474	593819.61	4782637.85	0.10	0	N	1000	47.6	-15.5	0.0	10.6	0.0	0.0	21.5
474	593819.61	4782637.85	0.10	0	N	1250	46.6	-15.5	0.0	12.3	0.0	0.0	18.7
474	593819.61	4782637.85	0.10	0	N	1600	45.9	-15.5	0.0	14.2	0.0	0.0	16.1
474	593819.61	4782637.85	0.10	0	N	2000	45.2	-15.5	0.0	16.1	0.0	0.0	13.5
474	593819.61	4782637.85	0.10	0	N	2500	44.1	-15.5	0.0	17.6	0.0	0.0	10.9
474	593819.61	4782637.85	0.10	0	N	3150	43.5	-15.5	0.0	17.8	0.0	0.0	10.2
474	593819.61	4782637.85	0.10	0	N	4000	41.8	-15.5	0.0	16.4	0.0	0.0	9.9
474	593819.61	4782637.85	0.10	0	N	5000	40.0	-15.5	0.0	15.0	0.0	0.0	9.5
474	593819.61	4782637.85	0.10	0	N	6300	37.9	-15.5	0.0	15.0	0.0	0.0	7.4
474	593819.61	4782637.85	0.10	0	N	8000	35.1	-15.5	0.0	15.0	0.0	0.0	4.6
474	593819.61	4782637.85	0.10	0	N	10000	31.5	-15.5	0.0	15.0	0.0	0.0	1.0
491	593840.73	4782631.30	0.10	0	D	50	21.2	-15.9	0.0	-6.0	0.0	0.0	11.3
491	593840.73	4782631.30	0.10	0	D	63	28.5	-15.9	0.0	-5.9	0.0	0.0	18.5
491	593840.73	4782631.30	0.10	0	D	80	32.7	-15.9	0.0	-5.9	0.0	0.0	22.7
491	593840.73	4782631.30	0.10	0	D	100	35.0	-15.9	0.0	-5.8	0.0	0.0	24.9
491	593840.73	4782631.30	0.10	0	D	125	36.5	-15.9	0.0	-5.7	0.0	0.0	26.3
491	593840.73	4782631.30	0.10	0	D	160	38.2	-15.9	0.0	-5.6	0.0	0.0	27.9
491	593840.73	4782631.30	0.10	0	D	200	40.3	-15.9	0.0	-5.3	0.0	0.0	29.6
491	593840.73	4782631.30	0.10	0	D	250	43.5	-15.9	0.0	-4.8	0.0	0.0	32.4
491	593840.73	4782631.30	0.10	0	D	315	44.0	-15.9	0.0	-4.1	0.0	0.0	32.2
491	593840.73	4782631.30	0.10	0	D	400	44.4	-15.9	0.0	-2.9	0.0	0.0	31.4
491	593840.73	4782631.30	0.10	0	D	500	46.8	-15.9	0.0	-1.1	0.0	0.0	32.0
491	593840.73	4782631.30	0.10	0	D	630	48.3	-15.9	0.0	1.5	0.0	0.0	30.9
491	593840.73	4782631.30	0.10	0	D	800	47.1	-15.9	0.0	4.8	0.0	0.0	26.4
491	593840.73	4782631.30	0.10	0	D	1000	47.7	-15.9	0.0	7.7	0.0	0.0	24.1
491	593840.73	4782631.30	0.10	0	D	1250	46.6	-15.9	0.0	9.6	0.0	0.0	21.1
491	593840.73	4782631.30	0.10	0	D	1600	46.0	-15.9	0.0	11.6	0.0	0.0	18.5

Road, TNM, Name: "Rymal 6 eastbound", ID: "!01!Rymal6_EB"													
Nr.	X	Y	Z	Refl.	DEN	Freq.	Lw	Ad	Aair	Agr	Afol	RL	Lr
	(m)	(m)	(m)			(Hz)	dB(A)	(dB)	(dB)	(dB)	(dB)	(dB)	dB(A)
491	593840.73	4782631.30	0.10	0	D	2000	45.2	-15.9	0.0	13.4	0.0	0.0	15.9
491	593840.73	4782631.30	0.10	0	D	2500	44.2	-15.9	0.0	14.9	0.0	0.0	13.4
491	593840.73	4782631.30	0.10	0	D	3150	43.6	-15.9	0.0	14.9	0.0	0.0	12.8
491	593840.73	4782631.30	0.10	0	D	4000	41.9	-15.9	0.0	13.2	0.0	0.0	12.8
491	593840.73	4782631.30	0.10	0	D	5000	40.1	-15.9	0.0	11.5	0.0	0.0	12.7
491	593840.73	4782631.30	0.10	0	D	6300	38.0	-15.9	0.0	11.5	0.0	0.0	10.6
491	593840.73	4782631.30	0.10	0	D	8000	35.2	-15.9	0.0	11.5	0.0	0.0	7.8
491	593840.73	4782631.30	0.10	0	D	10000	31.6	-15.9	0.0	11.5	0.0	0.0	4.2
491	593840.73	4782631.30	0.10	0	N	50	21.1	-15.9	0.0	-6.0	0.0	0.0	11.2
491	593840.73	4782631.30	0.10	0	N	63	28.4	-15.9	0.0	-5.9	0.0	0.0	18.4
491	593840.73	4782631.30	0.10	0	N	80	32.6	-15.9	0.0	-5.9	0.0	0.0	22.6
491	593840.73	4782631.30	0.10	0	N	100	34.9	-15.9	0.0	-5.8	0.0	0.0	24.8
491	593840.73	4782631.30	0.10	0	N	125	36.4	-15.9	0.0	-5.7	0.0	0.0	26.3
491	593840.73	4782631.30	0.10	0	N	160	38.2	-15.9	0.0	-5.6	0.0	0.0	27.8
491	593840.73	4782631.30	0.10	0	N	200	40.2	-15.9	0.0	-5.3	0.0	0.0	29.6
491	593840.73	4782631.30	0.10	0	N	250	43.4	-15.9	0.0	-4.8	0.0	0.0	32.3
491	593840.73	4782631.30	0.10	0	N	315	43.9	-15.9	0.0	-4.1	0.0	0.0	32.1
491	593840.73	4782631.30	0.10	0	N	400	44.3	-15.9	0.0	-2.9	0.0	0.0	31.3
491	593840.73	4782631.30	0.10	0	N	500	46.7	-15.9	0.0	-1.1	0.0	0.0	31.9
491	593840.73	4782631.30	0.10	0	N	630	48.2	-15.9	0.0	1.5	0.0	0.0	30.8
491	593840.73	4782631.30	0.10	0	N	800	47.0	-15.9	0.0	4.8	0.0	0.0	26.3
491	593840.73	4782631.30	0.10	0	N	1000	47.6	-15.9	0.0	7.7	0.0	0.0	24.1
491	593840.73	4782631.30	0.10	0	N	1250	46.6	-15.9	0.0	9.6	0.0	0.0	21.0
491	593840.73	4782631.30	0.10	0	N	1600	45.9	-15.9	0.0	11.6	0.0	0.0	18.4
491	593840.73	4782631.30	0.10	0	N	2000	45.2	-15.9	0.0	13.4	0.0	0.0	15.8
491	593840.73	4782631.30	0.10	0	N	2500	44.1	-15.9	0.0	14.9	0.0	0.0	13.3
491	593840.73	4782631.30	0.10	0	N	3150	43.5	-15.9	0.0	14.9	0.0	0.0	12.7
491	593840.73	4782631.30	0.10	0	N	4000	41.8	-15.9	0.0	13.2	0.0	0.0	12.7
491	593840.73	4782631.30	0.10	0	N	5000	40.0	-15.9	0.0	11.5	0.0	0.0	12.7
491	593840.73	4782631.30	0.10	0	N	6300	37.9	-15.9	0.0	11.5	0.0	0.0	10.5
491	593840.73	4782631.30	0.10	0	N	8000	35.1	-15.9	0.0	11.5	0.0	0.0	7.8
491	593840.73	4782631.30	0.10	0	N	10000	31.5	-15.9	0.0	11.5	0.0	0.0	4.2
521	593854.82	4782626.93	0.10	0	D	50	21.2	-13.7	0.0	-6.0	0.0	0.0	13.5
521	593854.82	4782626.93	0.10	0	D	63	28.5	-13.7	0.0	-5.9	0.0	0.0	20.7
521	593854.82	4782626.93	0.10	0	D	80	32.7	-13.7	0.0	-5.9	0.0	0.0	24.9
521	593854.82	4782626.93	0.10	0	D	100	35.0	-13.7	0.0	-5.8	0.0	0.0	27.1
521	593854.82	4782626.93	0.10	0	D	125	36.5	-13.7	0.0	-5.8	0.0	0.0	28.5
521	593854.82	4782626.93	0.10	0	D	160	38.2	-13.7	0.0	-5.6	0.0	0.0	30.1
521	593854.82	4782626.93	0.10	0	D	200	40.3	-13.7	0.0	-5.4	0.0	0.0	31.9
521	593854.82	4782626.93	0.10	0	D	250	43.5	-13.7	0.0	-4.9	0.0	0.0	34.7
521	593854.82	4782626.93	0.10	0	D	315	44.0	-13.7	0.0	-4.3	0.0	0.0	34.6
521	593854.82	4782626.93	0.10	0	D	400	44.4	-13.7	0.0	-3.3	0.0	0.0	34.0
521	593854.82	4782626.93	0.10	0	D	500	46.8	-13.7	0.0	-1.9	0.0	0.0	34.9
521	593854.82	4782626.93	0.10	0	D	630	48.3	-13.7	0.0	0.2	0.0	0.0	34.4
521	593854.82	4782626.93	0.10	0	D	800	47.1	-13.7	0.0	2.9	0.0	0.0	30.5
521	593854.82	4782626.93	0.10	0	D	1000	47.7	-13.7	0.0	5.5	0.0	0.0	28.5
521	593854.82	4782626.93	0.10	0	D	1250	46.6	-13.7	0.0	7.6	0.0	0.0	25.4
521	593854.82	4782626.93	0.10	0	D	1600	46.0	-13.7	0.0	9.6	0.0	0.0	22.7
521	593854.82	4782626.93	0.10	0	D	2000	45.2	-13.7	0.0	11.4	0.0	0.0	20.1
521	593854.82	4782626.93	0.10	0	D	2500	44.2	-13.7	0.0	12.8	0.0	0.0	17.6
521	593854.82	4782626.93	0.10	0	D	3150	43.6	-13.7	0.0	12.7	0.0	0.0	17.1
521	593854.82	4782626.93	0.10	0	D	4000	41.9	-13.7	0.0	10.9	0.0	0.0	17.3
521	593854.82	4782626.93	0.10	0	D	5000	40.1	-13.7	0.0	8.9	0.0	0.0	17.4
521	593854.82	4782626.93	0.10	0	D	6300	38.0	-13.7	0.0	8.9	0.0	0.0	15.3
521	593854.82	4782626.93	0.10	0	D	8000	35.2	-13.7	0.0	8.9	0.0	0.0	12.6
521	593854.82	4782626.93	0.10	0	D	10000	31.6	-13.7	0.0	8.9	0.0	0.0	8.9
521	593854.82	4782626.93	0.10	0	N	50	21.1	-13.7	0.0	-6.0	0.0	0.0	13.4
521	593854.82	4782626.93	0.10	0	N	63	28.4	-13.7	0.0	-5.9	0.0	0.0	20.6
521	593854.82	4782626.93	0.10	0	N	80	32.6	-13.7	0.0	-5.9	0.0	0.0	24.8
521	593854.82	4782626.93	0.10	0	N	100	34.9	-13.7	0.0	-5.8	0.0	0.0	27.0
521	593854.82	4782626.93	0.10	0	N	125	36.4	-13.7	0.0	-5.8	0.0	0.0	28.5
521	593854.82	4782626.93	0.10	0	N	160	38.2	-13.7	0.0	-5.6	0.0	0.0	30.1
521	593854.82	4782626.93	0.10	0	N	200	40.2	-13.7	0.0	-5.4	0.0	0.0	31.8

Road, TNM, Name: "Rymal 6 eastbound", ID: "!01!Rymal6_EB"													
Nr.	X	Y	Z	Refl.	DEN	Freq.	Lw	Ad	Aair	Agr	Afol	RL	Lr
	(m)	(m)	(m)			(Hz)	dB(A)	(dB)	(dB)	(dB)	(dB)	(dB)	dB(A)
521	593854.82	4782626.93	0.10	0	N	250	43.4	-13.7	0.0	-4.9	0.0	0.0	34.6
521	593854.82	4782626.93	0.10	0	N	315	43.9	-13.7	0.0	-4.3	0.0	0.0	34.5
521	593854.82	4782626.93	0.10	0	N	400	44.3	-13.7	0.0	-3.3	0.0	0.0	33.9
521	593854.82	4782626.93	0.10	0	N	500	46.7	-13.7	0.0	-1.9	0.0	0.0	34.9
521	593854.82	4782626.93	0.10	0	N	630	48.2	-13.7	0.0	0.2	0.0	0.0	34.3
521	593854.82	4782626.93	0.10	0	N	800	47.0	-13.7	0.0	2.9	0.0	0.0	30.4
521	593854.82	4782626.93	0.10	0	N	1000	47.6	-13.7	0.0	5.5	0.0	0.0	28.4
521	593854.82	4782626.93	0.10	0	N	1250	46.6	-13.7	0.0	7.6	0.0	0.0	25.3
521	593854.82	4782626.93	0.10	0	N	1600	45.9	-13.7	0.0	9.6	0.0	0.0	22.6
521	593854.82	4782626.93	0.10	0	N	2000	45.2	-13.7	0.0	11.4	0.0	0.0	20.0
521	593854.82	4782626.93	0.10	0	N	2500	44.1	-13.7	0.0	12.8	0.0	0.0	17.6
521	593854.82	4782626.93	0.10	0	N	3150	43.5	-13.7	0.0	12.7	0.0	0.0	17.1
521	593854.82	4782626.93	0.10	0	N	4000	41.8	-13.7	0.0	10.9	0.0	0.0	17.2
521	593854.82	4782626.93	0.10	0	N	5000	40.0	-13.7	0.0	8.9	0.0	0.0	17.4
521	593854.82	4782626.93	0.10	0	N	6300	37.9	-13.7	0.0	8.9	0.0	0.0	15.2
521	593854.82	4782626.93	0.10	0	N	8000	35.1	-13.7	0.0	8.9	0.0	0.0	12.5
521	593854.82	4782626.93	0.10	0	N	10000	31.5	-13.7	0.0	8.9	0.0	0.0	8.9
538	593868.90	4782622.56	0.10	0	D	50	21.2	-11.6	0.0	-6.0	0.0	0.0	15.6
538	593868.90	4782622.56	0.10	0	D	63	28.5	-11.6	0.0	-5.9	0.0	0.0	22.8
538	593868.90	4782622.56	0.10	0	D	80	32.7	-11.6	0.0	-5.9	0.0	0.0	27.0
538	593868.90	4782622.56	0.10	0	D	100	35.0	-11.6	0.0	-5.9	0.0	0.0	29.2
538	593868.90	4782622.56	0.10	0	D	125	36.5	-11.6	0.0	-5.8	0.0	0.0	30.7
538	593868.90	4782622.56	0.10	0	D	160	38.2	-11.6	0.0	-5.6	0.0	0.0	32.3
538	593868.90	4782622.56	0.10	0	D	200	40.3	-11.6	0.0	-5.4	0.0	0.0	34.1
538	593868.90	4782622.56	0.10	0	D	250	43.5	-11.6	0.0	-5.0	0.0	0.0	36.9
538	593868.90	4782622.56	0.10	0	D	315	44.0	-11.6	0.0	-4.5	0.0	0.0	36.9
538	593868.90	4782622.56	0.10	0	D	400	44.4	-11.6	0.0	-3.7	0.0	0.0	36.5
538	593868.90	4782622.56	0.10	0	D	500	46.8	-11.6	0.0	-2.5	0.0	0.0	37.7
538	593868.90	4782622.56	0.10	0	D	630	48.3	-11.6	0.0	-0.8	0.0	0.0	37.6
538	593868.90	4782622.56	0.10	0	D	800	47.1	-11.6	0.0	1.4	0.0	0.0	34.2
538	593868.90	4782622.56	0.10	0	D	1000	47.7	-11.6	0.0	3.6	0.0	0.0	32.5
538	593868.90	4782622.56	0.10	0	D	1250	46.6	-11.6	0.0	5.6	0.0	0.0	29.4
538	593868.90	4782622.56	0.10	0	D	1600	46.0	-11.6	0.0	7.7	0.0	0.0	26.8
538	593868.90	4782622.56	0.10	0	D	2000	45.2	-11.6	0.0	9.5	0.0	0.0	24.2
538	593868.90	4782622.56	0.10	0	D	2500	44.2	-11.6	0.0	10.9	0.0	0.0	21.7
538	593868.90	4782622.56	0.10	0	D	3150	43.6	-11.6	0.0	10.7	0.0	0.0	21.3
538	593868.90	4782622.56	0.10	0	D	4000	41.9	-11.6	0.0	8.7	0.0	0.0	21.6
538	593868.90	4782622.56	0.10	0	D	5000	40.1	-11.6	0.0	6.6	0.0	0.0	21.9
538	593868.90	4782622.56	0.10	0	D	6300	38.0	-11.6	0.0	6.6	0.0	0.0	19.8
538	593868.90	4782622.56	0.10	0	D	8000	35.2	-11.6	0.0	6.6	0.0	0.0	17.0
538	593868.90	4782622.56	0.10	0	D	10000	31.6	-11.6	0.0	6.6	0.0	0.0	13.4
538	593868.90	4782622.56	0.10	0	N	50	21.1	-11.6	0.0	-6.0	0.0	0.0	15.5
538	593868.90	4782622.56	0.10	0	N	63	28.4	-11.6	0.0	-5.9	0.0	0.0	22.8
538	593868.90	4782622.56	0.10	0	N	80	32.6	-11.6	0.0	-5.9	0.0	0.0	26.9
538	593868.90	4782622.56	0.10	0	N	100	34.9	-11.6	0.0	-5.9	0.0	0.0	29.2
538	593868.90	4782622.56	0.10	0	N	125	36.4	-11.6	0.0	-5.8	0.0	0.0	30.6
538	593868.90	4782622.56	0.10	0	N	160	38.2	-11.6	0.0	-5.6	0.0	0.0	32.2
538	593868.90	4782622.56	0.10	0	N	200	40.2	-11.6	0.0	-5.4	0.0	0.0	34.0
538	593868.90	4782622.56	0.10	0	N	250	43.4	-11.6	0.0	-5.0	0.0	0.0	36.9
538	593868.90	4782622.56	0.10	0	N	315	43.9	-11.6	0.0	-4.5	0.0	0.0	36.8
538	593868.90	4782622.56	0.10	0	N	400	44.3	-11.6	0.0	-3.7	0.0	0.0	36.4
538	593868.90	4782622.56	0.10	0	N	500	46.7	-11.6	0.0	-2.5	0.0	0.0	37.6
538	593868.90	4782622.56	0.10	0	N	630	48.2	-11.6	0.0	-0.8	0.0	0.0	37.5
538	593868.90	4782622.56	0.10	0	N	800	47.0	-11.6	0.0	1.4	0.0	0.0	34.1
538	593868.90	4782622.56	0.10	0	N	1000	47.6	-11.6	0.0	3.6	0.0	0.0	32.5
538	593868.90	4782622.56	0.10	0	N	1250	46.6	-11.6	0.0	5.6	0.0	0.0	29.4
538	593868.90	4782622.56	0.10	0	N	1600	45.9	-11.6	0.0	7.7	0.0	0.0	26.7
538	593868.90	4782622.56	0.10	0	N	2000	45.2	-11.6	0.0	9.5	0.0	0.0	24.1
538	593868.90	4782622.56	0.10	0	N	2500	44.1	-11.6	0.0	10.9	0.0	0.0	21.7
538	593868.90	4782622.56	0.10	0	N	3150	43.5	-11.6	0.0	10.7	0.0	0.0	21.2
538	593868.90	4782622.56	0.10	0	N	4000	41.8	-11.6	0.0	8.7	0.0	0.0	21.5
538	593868.90	4782622.56	0.10	0	N	5000	40.0	-11.6	0.0	6.6	0.0	0.0	21.9
538	593868.90	4782622.56	0.10	0	N	6300	37.9	-11.6	0.0	6.6	0.0	0.0	19.7

Road, TNM, Name: "Rymal 6 eastbound", ID: "!01!Rymal6_EB"													
Nr.	X	Y	Z	Refl.	DEN	Freq.	Lw	Ad	Aair	Agr	Afol	RL	Lr
	(m)	(m)	(m)			(Hz)	dB(A)	(dB)	(dB)	(dB)	(dB)	(dB)	dB(A)
538	593868.90	4782622.56	0.10	0	N	8000	35.1	-11.6	0.0	6.6	0.0	0.0	17.0
538	593868.90	4782622.56	0.10	0	N	10000	31.5	-11.6	0.0	6.6	0.0	0.0	13.4
541	593879.46	4782619.29	0.10	0	D	50	21.2	-13.5	0.0	-6.0	0.0	0.0	13.7
541	593879.46	4782619.29	0.10	0	D	63	28.5	-13.5	0.0	-5.9	0.0	0.0	20.9
541	593879.46	4782619.29	0.10	0	D	80	32.7	-13.5	0.0	-5.9	0.0	0.0	25.1
541	593879.46	4782619.29	0.10	0	D	100	35.0	-13.5	0.0	-5.9	0.0	0.0	27.3
541	593879.46	4782619.29	0.10	0	D	125	36.5	-13.5	0.0	-5.8	0.0	0.0	28.7
541	593879.46	4782619.29	0.10	0	D	160	38.2	-13.5	0.0	-5.6	0.0	0.0	30.4
541	593879.46	4782619.29	0.10	0	D	200	40.3	-13.5	0.0	-5.4	0.0	0.0	32.2
541	593879.46	4782619.29	0.10	0	D	250	43.5	-13.5	0.0	-5.1	0.0	0.0	35.0
541	593879.46	4782619.29	0.10	0	D	315	44.0	-13.5	0.0	-4.6	0.0	0.0	35.0
541	593879.46	4782619.29	0.10	0	D	400	44.4	-13.5	0.0	-3.8	0.0	0.0	34.7
541	593879.46	4782619.29	0.10	0	D	500	46.8	-13.5	0.0	-2.8	0.0	0.0	36.0
541	593879.46	4782619.29	0.10	0	D	630	48.3	-13.5	0.0	-1.3	0.0	0.0	36.0
541	593879.46	4782619.29	0.10	0	D	800	47.1	-13.5	0.0	0.7	0.0	0.0	32.9
541	593879.46	4782619.29	0.10	0	D	1000	47.7	-13.5	0.0	2.8	0.0	0.0	31.4
541	593879.46	4782619.29	0.10	0	D	1250	46.6	-13.5	0.0	4.7	0.0	0.0	28.4
541	593879.46	4782619.29	0.10	0	D	1600	46.0	-13.5	0.0	6.8	0.0	0.0	25.7
541	593879.46	4782619.29	0.10	0	D	2000	45.2	-13.5	0.0	8.6	0.0	0.0	23.1
541	593879.46	4782619.29	0.10	0	D	2500	44.2	-13.5	0.0	10.0	0.0	0.0	20.6
541	593879.46	4782619.29	0.10	0	D	3150	43.6	-13.5	0.0	9.8	0.0	0.0	20.3
541	593879.46	4782619.29	0.10	0	D	4000	41.9	-13.5	0.0	7.7	0.0	0.0	20.6
541	593879.46	4782619.29	0.10	0	D	5000	40.1	-13.5	0.0	5.5	0.0	0.0	21.0
541	593879.46	4782619.29	0.10	0	D	6300	38.0	-13.5	0.0	5.5	0.0	0.0	18.9
541	593879.46	4782619.29	0.10	0	D	8000	35.2	-13.5	0.0	5.5	0.0	0.0	16.1
541	593879.46	4782619.29	0.10	0	D	10000	31.6	-13.5	0.0	5.5	0.0	0.0	12.5
541	593879.46	4782619.29	0.10	0	N	50	21.1	-13.5	0.0	-6.0	0.0	0.0	13.6
541	593879.46	4782619.29	0.10	0	N	63	28.4	-13.5	0.0	-5.9	0.0	0.0	20.8
541	593879.46	4782619.29	0.10	0	N	80	32.6	-13.5	0.0	-5.9	0.0	0.0	25.0
541	593879.46	4782619.29	0.10	0	N	100	34.9	-13.5	0.0	-5.9	0.0	0.0	27.2
541	593879.46	4782619.29	0.10	0	N	125	36.4	-13.5	0.0	-5.8	0.0	0.0	28.7
541	593879.46	4782619.29	0.10	0	N	160	38.2	-13.5	0.0	-5.6	0.0	0.0	30.3
541	593879.46	4782619.29	0.10	0	N	200	40.2	-13.5	0.0	-5.4	0.0	0.0	32.1
541	593879.46	4782619.29	0.10	0	N	250	43.4	-13.5	0.0	-5.1	0.0	0.0	35.0
541	593879.46	4782619.29	0.10	0	N	315	43.9	-13.5	0.0	-4.6	0.0	0.0	35.0
541	593879.46	4782619.29	0.10	0	N	400	44.3	-13.5	0.0	-3.8	0.0	0.0	34.6
541	593879.46	4782619.29	0.10	0	N	500	46.7	-13.5	0.0	-2.8	0.0	0.0	35.9
541	593879.46	4782619.29	0.10	0	N	630	48.2	-13.5	0.0	-1.3	0.0	0.0	36.0
541	593879.46	4782619.29	0.10	0	N	800	47.0	-13.5	0.0	0.7	0.0	0.0	32.8
541	593879.46	4782619.29	0.10	0	N	1000	47.6	-13.5	0.0	2.8	0.0	0.0	31.3
541	593879.46	4782619.29	0.10	0	N	1250	46.6	-13.5	0.0	4.7	0.0	0.0	28.3
541	593879.46	4782619.29	0.10	0	N	1600	45.9	-13.5	0.0	6.8	0.0	0.0	25.6
541	593879.46	4782619.29	0.10	0	N	2000	45.2	-13.5	0.0	8.6	0.0	0.0	23.0
541	593879.46	4782619.29	0.10	0	N	2500	44.1	-13.5	0.0	10.0	0.0	0.0	20.6
541	593879.46	4782619.29	0.10	0	N	3150	43.5	-13.5	0.0	9.8	0.0	0.0	20.2
541	593879.46	4782619.29	0.10	0	N	4000	41.8	-13.5	0.0	7.7	0.0	0.0	20.6
541	593879.46	4782619.29	0.10	0	N	5000	40.0	-13.5	0.0	5.5	0.0	0.0	21.0
541	593879.46	4782619.29	0.10	0	N	6300	37.9	-13.5	0.0	5.5	0.0	0.0	18.8
541	593879.46	4782619.29	0.10	0	N	8000	35.1	-13.5	0.0	5.5	0.0	0.0	16.1
541	593879.46	4782619.29	0.10	0	N	10000	31.5	-13.5	0.0	5.5	0.0	0.0	12.5
564	593886.51	4782617.10	0.10	0	D	50	21.2	-13.5	0.0	-6.0	0.0	0.0	13.7
564	593886.51	4782617.10	0.10	0	D	63	28.5	-13.5	0.0	-5.9	0.0	0.0	20.9
564	593886.51	4782617.10	0.10	0	D	80	32.7	-13.5	0.0	-5.9	0.0	0.0	25.1
564	593886.51	4782617.10	0.10	0	D	100	35.0	-13.5	0.0	-5.9	0.0	0.0	27.4
564	593886.51	4782617.10	0.10	0	D	125	36.5	-13.5	0.0	-5.8	0.0	0.0	28.8
564	593886.51	4782617.10	0.10	0	D	160	38.2	-13.5	0.0	-5.6	0.0	0.0	30.4
564	593886.51	4782617.10	0.10	0	D	200	40.3	-13.5	0.0	-5.4	0.0	0.0	32.2
564	593886.51	4782617.10	0.10	0	D	250	43.5	-13.5	0.0	-5.1	0.0	0.0	35.1
564	593886.51	4782617.10	0.10	0	D	315	44.0	-13.5	0.0	-4.6	0.0	0.0	35.1
564	593886.51	4782617.10	0.10	0	D	400	44.4	-13.5	0.0	-3.8	0.0	0.0	34.7
564	593886.51	4782617.10	0.10	0	D	500	46.8	-13.5	0.0	-2.8	0.0	0.0	36.1
564	593886.51	4782617.10	0.10	0	D	630	48.3	-13.5	0.0	-1.3	0.0	0.0	36.1
564	593886.51	4782617.10	0.10	0	D	800	47.1	-13.5	0.0	0.7	0.0	0.0	33.0

Road, TNM, Name: "Rymal 6 eastbound", ID: "!01!Rymal6_EB"													
Nr.	X	Y	Z	Refl.	DEN	Freq.	Lw	Ad	Aair	Agr	Afol	RL	Lr
	(m)	(m)	(m)			(Hz)	dB(A)	(dB)	(dB)	(dB)	(dB)	(dB)	dB(A)
564	593886.51	4782617.10	0.10	0	D	1000	47.7	-13.5	0.0	2.7	0.0	0.0	31.5
564	593886.51	4782617.10	0.10	0	D	1250	46.6	-13.5	0.0	4.7	0.0	0.0	28.5
564	593886.51	4782617.10	0.10	0	D	1600	46.0	-13.5	0.0	6.7	0.0	0.0	25.8
564	593886.51	4782617.10	0.10	0	D	2000	45.2	-13.5	0.0	8.6	0.0	0.0	23.2
564	593886.51	4782617.10	0.10	0	D	2500	44.2	-13.5	0.0	9.9	0.0	0.0	20.8
564	593886.51	4782617.10	0.10	0	D	3150	43.6	-13.5	0.0	9.7	0.0	0.0	20.4
564	593886.51	4782617.10	0.10	0	D	4000	41.9	-13.5	0.0	7.7	0.0	0.0	20.8
564	593886.51	4782617.10	0.10	0	D	5000	40.1	-13.5	0.0	5.5	0.0	0.0	21.2
564	593886.51	4782617.10	0.10	0	D	6300	38.0	-13.5	0.0	5.5	0.0	0.0	19.0
564	593886.51	4782617.10	0.10	0	D	8000	35.2	-13.5	0.0	5.5	0.0	0.0	16.3
564	593886.51	4782617.10	0.10	0	D	10000	31.6	-13.5	0.0	5.5	0.0	0.0	12.7
564	593886.51	4782617.10	0.10	0	N	50	21.1	-13.5	0.0	-6.0	0.0	0.0	13.7
564	593886.51	4782617.10	0.10	0	N	63	28.4	-13.5	0.0	-5.9	0.0	0.0	20.9
564	593886.51	4782617.10	0.10	0	N	80	32.6	-13.5	0.0	-5.9	0.0	0.0	25.1
564	593886.51	4782617.10	0.10	0	N	100	34.9	-13.5	0.0	-5.9	0.0	0.0	27.3
564	593886.51	4782617.10	0.10	0	N	125	36.4	-13.5	0.0	-5.8	0.0	0.0	28.8
564	593886.51	4782617.10	0.10	0	N	160	38.2	-13.5	0.0	-5.6	0.0	0.0	30.4
564	593886.51	4782617.10	0.10	0	N	200	40.2	-13.5	0.0	-5.4	0.0	0.0	32.2
564	593886.51	4782617.10	0.10	0	N	250	43.4	-13.5	0.0	-5.1	0.0	0.0	35.0
564	593886.51	4782617.10	0.10	0	N	315	43.9	-13.5	0.0	-4.6	0.0	0.0	35.0
564	593886.51	4782617.10	0.10	0	N	400	44.3	-13.5	0.0	-3.8	0.0	0.0	34.7
564	593886.51	4782617.10	0.10	0	N	500	46.7	-13.5	0.0	-2.8	0.0	0.0	36.0
564	593886.51	4782617.10	0.10	0	N	630	48.2	-13.5	0.0	-1.3	0.0	0.0	36.1
564	593886.51	4782617.10	0.10	0	N	800	47.0	-13.5	0.0	0.7	0.0	0.0	32.9
564	593886.51	4782617.10	0.10	0	N	1000	47.6	-13.5	0.0	2.7	0.0	0.0	31.5
564	593886.51	4782617.10	0.10	0	N	1250	46.6	-13.5	0.0	4.7	0.0	0.0	28.4
564	593886.51	4782617.10	0.10	0	N	1600	45.9	-13.5	0.0	6.7	0.0	0.0	25.7
564	593886.51	4782617.10	0.10	0	N	2000	45.2	-13.5	0.0	8.6	0.0	0.0	23.1
564	593886.51	4782617.10	0.10	0	N	2500	44.1	-13.5	0.0	9.9	0.0	0.0	20.7
564	593886.51	4782617.10	0.10	0	N	3150	43.5	-13.5	0.0	9.7	0.0	0.0	20.3
564	593886.51	4782617.10	0.10	0	N	4000	41.8	-13.5	0.0	7.7	0.0	0.0	20.7
564	593886.51	4782617.10	0.10	0	N	5000	40.0	-13.5	0.0	5.5	0.0	0.0	21.1
564	593886.51	4782617.10	0.10	0	N	6300	37.9	-13.5	0.0	5.5	0.0	0.0	19.0
564	593886.51	4782617.10	0.10	0	N	8000	35.1	-13.5	0.0	5.5	0.0	0.0	16.2
564	593886.51	4782617.10	0.10	0	N	10000	31.5	-13.5	0.0	5.5	0.0	0.0	12.6
569	593897.07	4782613.82	0.10	0	D	50	21.2	-11.4	0.0	-6.0	0.0	0.0	15.8
569	593897.07	4782613.82	0.10	0	D	63	28.5	-11.4	0.0	-5.9	0.0	0.0	23.0
569	593897.07	4782613.82	0.10	0	D	80	32.7	-11.4	0.0	-5.9	0.0	0.0	27.2
569	593897.07	4782613.82	0.10	0	D	100	35.0	-11.4	0.0	-5.9	0.0	0.0	29.5
569	593897.07	4782613.82	0.10	0	D	125	36.5	-11.4	0.0	-5.8	0.0	0.0	30.9
569	593897.07	4782613.82	0.10	0	D	160	38.2	-11.4	0.0	-5.6	0.0	0.0	32.5
569	593897.07	4782613.82	0.10	0	D	200	40.3	-11.4	0.0	-5.4	0.0	0.0	34.3
569	593897.07	4782613.82	0.10	0	D	250	43.5	-11.4	0.0	-5.1	0.0	0.0	37.2
569	593897.07	4782613.82	0.10	0	D	315	44.0	-11.4	0.0	-4.5	0.0	0.0	37.2
569	593897.07	4782613.82	0.10	0	D	400	44.4	-11.4	0.0	-3.7	0.0	0.0	36.7
569	593897.07	4782613.82	0.10	0	D	500	46.8	-11.4	0.0	-2.6	0.0	0.0	38.0
569	593897.07	4782613.82	0.10	0	D	630	48.3	-11.4	0.0	-0.9	0.0	0.0	37.9
569	593897.07	4782613.82	0.10	0	D	800	47.1	-11.4	0.0	1.2	0.0	0.0	34.5
569	593897.07	4782613.82	0.10	0	D	1000	47.7	-11.4	0.0	3.4	0.0	0.0	33.0
569	593897.07	4782613.82	0.10	0	D	1250	46.6	-11.4	0.0	5.4	0.0	0.0	29.9
569	593897.07	4782613.82	0.10	0	D	1600	46.0	-11.4	0.0	7.5	0.0	0.0	27.2
569	593897.07	4782613.82	0.10	0	D	2000	45.2	-11.4	0.0	9.3	0.0	0.0	24.6
569	593897.07	4782613.82	0.10	0	D	2500	44.2	-11.4	0.0	10.7	0.0	0.0	22.1
569	593897.07	4782613.82	0.10	0	D	3150	43.6	-11.4	0.0	10.5	0.0	0.0	21.7
569	593897.07	4782613.82	0.10	0	D	4000	41.9	-11.4	0.0	8.5	0.0	0.0	22.0
569	593897.07	4782613.82	0.10	0	D	5000	40.1	-11.4	0.0	6.4	0.0	0.0	22.4
569	593897.07	4782613.82	0.10	0	D	6300	38.0	-11.4	0.0	6.4	0.0	0.0	20.3
569	593897.07	4782613.82	0.10	0	D	8000	35.2	-11.4	0.0	6.4	0.0	0.0	17.5
569	593897.07	4782613.82	0.10	0	D	10000	31.6	-11.4	0.0	6.4	0.0	0.0	13.9
569	593897.07	4782613.82	0.10	0	N	50	21.1	-11.4	0.0	-6.0	0.0	0.0	15.8
569	593897.07	4782613.82	0.10	0	N	63	28.4	-11.4	0.0	-5.9	0.0	0.0	23.0
569	593897.07	4782613.82	0.10	0	N	80	32.6	-11.4	0.0	-5.9	0.0	0.0	27.2
569	593897.07	4782613.82	0.10	0	N	100	34.9	-11.4	0.0	-5.9	0.0	0.0	29.4

Road, TNM, Name: "Rymal 6 eastbound", ID: "!01!Rymal6_EB"													
Nr.	X	Y	Z	Refl.	DEN	Freq.	Lw	Ad	Aair	Agr	Afol	RL	Lr
	(m)	(m)	(m)			(Hz)	dB(A)	(dB)	(dB)	(dB)	(dB)	(dB)	dB(A)
569	593897.07	4782613.82	0.10	0	N	125	36.4	-11.4	0.0	-5.8	0.0	0.0	30.9
569	593897.07	4782613.82	0.10	0	N	160	38.2	-11.4	0.0	-5.6	0.0	0.0	32.5
569	593897.07	4782613.82	0.10	0	N	200	40.2	-11.4	0.0	-5.4	0.0	0.0	34.2
569	593897.07	4782613.82	0.10	0	N	250	43.4	-11.4	0.0	-5.1	0.0	0.0	37.1
569	593897.07	4782613.82	0.10	0	N	315	43.9	-11.4	0.0	-4.5	0.0	0.0	37.1
569	593897.07	4782613.82	0.10	0	N	400	44.3	-11.4	0.0	-3.7	0.0	0.0	36.7
569	593897.07	4782613.82	0.10	0	N	500	46.7	-11.4	0.0	-2.6	0.0	0.0	37.9
569	593897.07	4782613.82	0.10	0	N	630	48.2	-11.4	0.0	-0.9	0.0	0.0	37.8
569	593897.07	4782613.82	0.10	0	N	800	47.0	-11.4	0.0	1.2	0.0	0.0	34.5
569	593897.07	4782613.82	0.10	0	N	1000	47.6	-11.4	0.0	3.4	0.0	0.0	32.9
569	593897.07	4782613.82	0.10	0	N	1250	46.6	-11.4	0.0	5.4	0.0	0.0	29.8
569	593897.07	4782613.82	0.10	0	N	1600	45.9	-11.4	0.0	7.5	0.0	0.0	27.1
569	593897.07	4782613.82	0.10	0	N	2000	45.2	-11.4	0.0	9.3	0.0	0.0	24.5
569	593897.07	4782613.82	0.10	0	N	2500	44.1	-11.4	0.0	10.7	0.0	0.0	22.1
569	593897.07	4782613.82	0.10	0	N	3150	43.5	-11.4	0.0	10.5	0.0	0.0	21.7
569	593897.07	4782613.82	0.10	0	N	4000	41.8	-11.4	0.0	8.5	0.0	0.0	22.0
569	593897.07	4782613.82	0.10	0	N	5000	40.0	-11.4	0.0	6.4	0.0	0.0	22.3
569	593897.07	4782613.82	0.10	0	N	6300	37.9	-11.4	0.0	6.4	0.0	0.0	20.2
569	593897.07	4782613.82	0.10	0	N	8000	35.1	-11.4	0.0	6.4	0.0	0.0	17.4
569	593897.07	4782613.82	0.10	0	N	10000	31.5	-11.4	0.0	6.4	0.0	0.0	13.8
581	593911.15	4782609.46	0.10	0	D	50	21.2	-13.4	0.0	-6.0	0.0	0.0	13.8
581	593911.15	4782609.46	0.10	0	D	63	28.5	-13.4	0.0	-5.9	0.0	0.0	21.0
581	593911.15	4782609.46	0.10	0	D	80	32.7	-13.4	0.0	-5.9	0.0	0.0	25.1
581	593911.15	4782609.46	0.10	0	D	100	35.0	-13.4	0.0	-5.8	0.0	0.0	27.4
581	593911.15	4782609.46	0.10	0	D	125	36.5	-13.4	0.0	-5.8	0.0	0.0	28.8
581	593911.15	4782609.46	0.10	0	D	160	38.2	-13.4	0.0	-5.6	0.0	0.0	30.4
581	593911.15	4782609.46	0.10	0	D	200	40.3	-13.4	0.0	-5.4	0.0	0.0	32.2
581	593911.15	4782609.46	0.10	0	D	250	43.5	-13.4	0.0	-5.0	0.0	0.0	35.0
581	593911.15	4782609.46	0.10	0	D	315	44.0	-13.4	0.0	-4.3	0.0	0.0	34.9
581	593911.15	4782609.46	0.10	0	D	400	44.4	-13.4	0.0	-3.4	0.0	0.0	34.3
581	593911.15	4782609.46	0.10	0	D	500	46.8	-13.4	0.0	-2.0	0.0	0.0	35.3
581	593911.15	4782609.46	0.10	0	D	630	48.3	-13.4	0.0	0.0	0.0	0.0	34.8
581	593911.15	4782609.46	0.10	0	D	800	47.1	-13.4	0.0	2.7	0.0	0.0	31.0
581	593911.15	4782609.46	0.10	0	D	1000	47.7	-13.4	0.0	5.2	0.0	0.0	29.0
581	593911.15	4782609.46	0.10	0	D	1250	46.6	-13.4	0.0	7.3	0.0	0.0	25.9
581	593911.15	4782609.46	0.10	0	D	1600	46.0	-13.4	0.0	9.3	0.0	0.0	23.2
581	593911.15	4782609.46	0.10	0	D	2000	45.2	-13.4	0.0	11.2	0.0	0.0	20.6
581	593911.15	4782609.46	0.10	0	D	2500	44.2	-13.4	0.0	12.6	0.0	0.0	18.2
581	593911.15	4782609.46	0.10	0	D	3150	43.6	-13.4	0.0	12.4	0.0	0.0	17.7
581	593911.15	4782609.46	0.10	0	D	4000	41.9	-13.4	0.0	10.6	0.0	0.0	17.9
581	593911.15	4782609.46	0.10	0	D	5000	40.1	-13.4	0.0	8.6	0.0	0.0	18.0
581	593911.15	4782609.46	0.10	0	D	6300	38.0	-13.4	0.0	8.6	0.0	0.0	15.9
581	593911.15	4782609.46	0.10	0	D	8000	35.2	-13.4	0.0	8.6	0.0	0.0	13.2
581	593911.15	4782609.46	0.10	0	D	10000	31.6	-13.4	0.0	8.6	0.0	0.0	9.5
581	593911.15	4782609.46	0.10	0	N	50	21.1	-13.4	0.0	-6.0	0.0	0.0	13.7
581	593911.15	4782609.46	0.10	0	N	63	28.4	-13.4	0.0	-5.9	0.0	0.0	20.9
581	593911.15	4782609.46	0.10	0	N	80	32.6	-13.4	0.0	-5.9	0.0	0.0	25.1
581	593911.15	4782609.46	0.10	0	N	100	34.9	-13.4	0.0	-5.8	0.0	0.0	27.3
581	593911.15	4782609.46	0.10	0	N	125	36.4	-13.4	0.0	-5.8	0.0	0.0	28.7
581	593911.15	4782609.46	0.10	0	N	160	38.2	-13.4	0.0	-5.6	0.0	0.0	30.3
581	593911.15	4782609.46	0.10	0	N	200	40.2	-13.4	0.0	-5.4	0.0	0.0	32.1
581	593911.15	4782609.46	0.10	0	N	250	43.4	-13.4	0.0	-5.0	0.0	0.0	34.9
581	593911.15	4782609.46	0.10	0	N	315	43.9	-13.4	0.0	-4.3	0.0	0.0	34.8
581	593911.15	4782609.46	0.10	0	N	400	44.3	-13.4	0.0	-3.4	0.0	0.0	34.2
581	593911.15	4782609.46	0.10	0	N	500	46.7	-13.4	0.0	-2.0	0.0	0.0	35.2
581	593911.15	4782609.46	0.10	0	N	630	48.2	-13.4	0.0	0.0	0.0	0.0	34.7
581	593911.15	4782609.46	0.10	0	N	800	47.0	-13.4	0.0	2.7	0.0	0.0	30.9
581	593911.15	4782609.46	0.10	0	N	1000	47.6	-13.4	0.0	5.2	0.0	0.0	29.0
581	593911.15	4782609.46	0.10	0	N	1250	46.6	-13.4	0.0	7.3	0.0	0.0	25.8
581	593911.15	4782609.46	0.10	0	N	1600	45.9	-13.4	0.0	9.3	0.0	0.0	23.2
581	593911.15	4782609.46	0.10	0	N	2000	45.2	-13.4	0.0	11.2	0.0	0.0	20.6
581	593911.15	4782609.46	0.10	0	N	2500	44.1	-13.4	0.0	12.6	0.0	0.0	18.1
581	593911.15	4782609.46	0.10	0	N	3150	43.5	-13.4	0.0	12.4	0.0	0.0	17.6

Road, TNM, Name: "Rymal 6 eastbound", ID: "!01!Rymal6_EB"													
Nr.	X	Y	Z	Refl.	DEN	Freq.	Lw	Ad	Aair	Agr	Afol	RL	Lr
	(m)	(m)	(m)			(Hz)	dB(A)	(dB)	(dB)	(dB)	(dB)	(dB)	dB(A)
581	593911.15	4782609.46	0.10	0	N	4000	41.8	-13.4	0.0	10.6	0.0	0.0	17.8
581	593911.15	4782609.46	0.10	0	N	5000	40.0	-13.4	0.0	8.6	0.0	0.0	18.0
581	593911.15	4782609.46	0.10	0	N	6300	37.9	-13.4	0.0	8.6	0.0	0.0	15.8
581	593911.15	4782609.46	0.10	0	N	8000	35.1	-13.4	0.0	8.6	0.0	0.0	13.1
581	593911.15	4782609.46	0.10	0	N	10000	31.5	-13.4	0.0	8.6	0.0	0.0	9.5
585	593930.18	4782603.56	0.10	0	D	50	21.2	-14.0	0.0	-6.0	0.0	0.0	13.2
585	593930.18	4782603.56	0.10	0	D	63	28.5	-14.0	0.0	-5.9	0.0	0.0	20.4
585	593930.18	4782603.56	0.10	0	D	80	32.7	-14.0	0.0	-5.9	0.0	0.0	24.6
585	593930.18	4782603.56	0.10	0	D	100	35.0	-14.0	0.0	-5.8	0.0	0.0	26.8
585	593930.18	4782603.56	0.10	0	D	125	36.5	-14.0	0.0	-5.7	0.0	0.0	28.3
585	593930.18	4782603.56	0.10	0	D	160	38.2	-14.0	0.0	-5.5	0.0	0.0	29.8
585	593930.18	4782603.56	0.10	0	D	200	40.3	-14.0	0.0	-5.3	0.0	0.0	31.6
585	593930.18	4782603.56	0.10	0	D	250	43.5	-14.0	0.0	-4.8	0.0	0.0	34.3
585	593930.18	4782603.56	0.10	0	D	315	44.0	-14.0	0.0	-4.0	0.0	0.0	34.1
585	593930.18	4782603.56	0.10	0	D	400	44.4	-14.0	0.0	-2.8	0.0	0.0	33.2
585	593930.18	4782603.56	0.10	0	D	500	46.8	-14.0	0.0	-1.0	0.0	0.0	33.8
585	593930.18	4782603.56	0.10	0	D	630	48.3	-14.0	0.0	1.8	0.0	0.0	32.5
585	593930.18	4782603.56	0.10	0	D	800	47.1	-14.0	0.0	5.3	0.0	0.0	27.9
585	593930.18	4782603.56	0.10	0	D	1000	47.7	-14.0	0.0	8.1	0.0	0.0	25.6
585	593930.18	4782603.56	0.10	0	D	1250	46.6	-14.0	0.0	10.1	0.0	0.0	22.6
585	593930.18	4782603.56	0.10	0	D	1600	46.0	-14.0	0.0	12.0	0.0	0.0	20.0
585	593930.18	4782603.56	0.10	0	D	2000	45.2	-14.0	0.0	13.9	0.0	0.0	17.4
585	593930.18	4782603.56	0.10	0	D	2500	44.2	-14.0	0.0	15.3	0.0	0.0	14.9
585	593930.18	4782603.56	0.10	0	D	3150	43.6	-14.0	0.0	15.3	0.0	0.0	14.3
585	593930.18	4782603.56	0.10	0	D	4000	41.9	-14.0	0.0	13.7	0.0	0.0	14.2
585	593930.18	4782603.56	0.10	0	D	5000	40.1	-14.0	0.0	12.0	0.0	0.0	14.1
585	593930.18	4782603.56	0.10	0	D	6300	38.0	-14.0	0.0	12.0	0.0	0.0	12.0
585	593930.18	4782603.56	0.10	0	D	8000	35.2	-14.0	0.0	12.0	0.0	0.0	9.2
585	593930.18	4782603.56	0.10	0	D	10000	31.6	-14.0	0.0	12.0	0.0	0.0	5.6
585	593930.18	4782603.56	0.10	0	N	50	21.1	-14.0	0.0	-6.0	0.0	0.0	13.2
585	593930.18	4782603.56	0.10	0	N	63	28.4	-14.0	0.0	-5.9	0.0	0.0	20.4
585	593930.18	4782603.56	0.10	0	N	80	32.6	-14.0	0.0	-5.9	0.0	0.0	24.5
585	593930.18	4782603.56	0.10	0	N	100	34.9	-14.0	0.0	-5.8	0.0	0.0	26.8
585	593930.18	4782603.56	0.10	0	N	125	36.4	-14.0	0.0	-5.7	0.0	0.0	28.2
585	593930.18	4782603.56	0.10	0	N	160	38.2	-14.0	0.0	-5.5	0.0	0.0	29.8
585	593930.18	4782603.56	0.10	0	N	200	40.2	-14.0	0.0	-5.3	0.0	0.0	31.5
585	593930.18	4782603.56	0.10	0	N	250	43.4	-14.0	0.0	-4.8	0.0	0.0	34.3
585	593930.18	4782603.56	0.10	0	N	315	43.9	-14.0	0.0	-4.0	0.0	0.0	34.0
585	593930.18	4782603.56	0.10	0	N	400	44.3	-14.0	0.0	-2.8	0.0	0.0	33.1
585	593930.18	4782603.56	0.10	0	N	500	46.7	-14.0	0.0	-1.0	0.0	0.0	33.7
585	593930.18	4782603.56	0.10	0	N	630	48.2	-14.0	0.0	1.8	0.0	0.0	32.5
585	593930.18	4782603.56	0.10	0	N	800	47.0	-14.0	0.0	5.3	0.0	0.0	27.8
585	593930.18	4782603.56	0.10	0	N	1000	47.6	-14.0	0.0	8.1	0.0	0.0	25.5
585	593930.18	4782603.56	0.10	0	N	1250	46.6	-14.0	0.0	10.1	0.0	0.0	22.5
585	593930.18	4782603.56	0.10	0	N	1600	45.9	-14.0	0.0	12.0	0.0	0.0	20.0
585	593930.18	4782603.56	0.10	0	N	2000	45.2	-14.0	0.0	13.9	0.0	0.0	17.4
585	593930.18	4782603.56	0.10	0	N	2500	44.1	-14.0	0.0	15.3	0.0	0.0	14.8
585	593930.18	4782603.56	0.10	0	N	3150	43.5	-14.0	0.0	15.3	0.0	0.0	14.2
585	593930.18	4782603.56	0.10	0	N	4000	41.8	-14.0	0.0	13.7	0.0	0.0	14.2
585	593930.18	4782603.56	0.10	0	N	5000	40.0	-14.0	0.0	12.0	0.0	0.0	14.0
585	593930.18	4782603.56	0.10	0	N	6300	37.9	-14.0	0.0	12.0	0.0	0.0	11.9
585	593930.18	4782603.56	0.10	0	N	8000	35.1	-14.0	0.0	12.0	0.0	0.0	9.2
585	593930.18	4782603.56	0.10	0	N	10000	31.5	-14.0	0.0	12.0	0.0	0.0	5.6
588	593954.14	4782596.12	0.10	0	D	50	21.2	-17.0	0.0	-6.0	0.0	0.0	10.2
588	593954.14	4782596.12	0.10	0	D	63	28.5	-17.0	0.0	-5.9	0.0	0.0	17.4
588	593954.14	4782596.12	0.10	0	D	80	32.7	-17.0	0.0	-5.9	0.0	0.0	21.6
588	593954.14	4782596.12	0.10	0	D	100	35.0	-17.0	0.0	-5.8	0.0	0.0	23.8
588	593954.14	4782596.12	0.10	0	D	125	36.5	-17.0	0.0	-5.7	0.0	0.0	25.2
588	593954.14	4782596.12	0.10	0	D	160	38.2	-17.0	0.0	-5.5	0.0	0.0	26.8
588	593954.14	4782596.12	0.10	0	D	200	40.3	-17.0	0.0	-5.2	0.0	0.0	28.4
588	593954.14	4782596.12	0.10	0	D	250	43.5	-17.0	0.0	-4.6	0.0	0.0	31.1
588	593954.14	4782596.12	0.10	0	D	315	44.0	-17.0	0.0	-3.6	0.0	0.0	30.6
588	593954.14	4782596.12	0.10	0	D	400	44.4	-17.0	0.0	-2.0	0.0	0.0	29.4

Road, TNM, Name: "Rymal 6 eastbound", ID: "!01!Rymal6_EB"													
Nr.	X	Y	Z	Refl.	DEN	Freq.	Lw	Ad	Aair	Agr	Afol	RL	Lr
	(m)	(m)	(m)			(Hz)	dB(A)	(dB)	(dB)	(dB)	(dB)	(dB)	dB(A)
588	593954.14	4782596.12	0.10	0	D	500	46.8	-17.0	0.0	0.4	0.0	0.0	29.4
588	593954.14	4782596.12	0.10	0	D	630	48.3	-17.0	0.0	4.1	0.0	0.0	27.2
588	593954.14	4782596.12	0.10	0	D	800	47.1	-17.0	0.0	8.6	0.0	0.0	21.6
588	593954.14	4782596.12	0.10	0	D	1000	47.7	-17.0	0.0	11.3	0.0	0.0	19.4
588	593954.14	4782596.12	0.10	0	D	1250	46.6	-17.0	0.0	13.0	0.0	0.0	16.7
588	593954.14	4782596.12	0.10	0	D	1600	46.0	-17.0	0.0	14.9	0.0	0.0	14.1
588	593954.14	4782596.12	0.10	0	D	2000	45.2	-17.0	0.0	16.8	0.0	0.0	11.5
588	593954.14	4782596.12	0.10	0	D	2500	44.2	-17.0	0.0	18.3	0.0	0.0	8.9
588	593954.14	4782596.12	0.10	0	D	3150	43.6	-17.0	0.0	18.5	0.0	0.0	8.1
588	593954.14	4782596.12	0.10	0	D	4000	41.9	-17.0	0.0	17.2	0.0	0.0	7.7
588	593954.14	4782596.12	0.10	0	D	5000	40.1	-17.0	0.0	15.9	0.0	0.0	7.2
588	593954.14	4782596.12	0.10	0	D	6300	38.0	-17.0	0.0	15.9	0.0	0.0	5.1
588	593954.14	4782596.12	0.10	0	D	8000	35.2	-17.0	0.0	15.9	0.0	0.0	2.3
588	593954.14	4782596.12	0.10	0	N	50	21.1	-17.0	0.0	-6.0	0.0	0.0	10.2
588	593954.14	4782596.12	0.10	0	N	63	28.4	-17.0	0.0	-5.9	0.0	0.0	17.4
588	593954.14	4782596.12	0.10	0	N	80	32.6	-17.0	0.0	-5.9	0.0	0.0	21.5
588	593954.14	4782596.12	0.10	0	N	100	34.9	-17.0	0.0	-5.8	0.0	0.0	23.7
588	593954.14	4782596.12	0.10	0	N	125	36.4	-17.0	0.0	-5.7	0.0	0.0	25.2
588	593954.14	4782596.12	0.10	0	N	160	38.2	-17.0	0.0	-5.5	0.0	0.0	26.7
588	593954.14	4782596.12	0.10	0	N	200	40.2	-17.0	0.0	-5.2	0.0	0.0	28.4
588	593954.14	4782596.12	0.10	0	N	250	43.4	-17.0	0.0	-4.6	0.0	0.0	31.0
588	593954.14	4782596.12	0.10	0	N	315	43.9	-17.0	0.0	-3.6	0.0	0.0	30.6
588	593954.14	4782596.12	0.10	0	N	400	44.3	-17.0	0.0	-2.0	0.0	0.0	29.3
588	593954.14	4782596.12	0.10	0	N	500	46.7	-17.0	0.0	0.4	0.0	0.0	29.3
588	593954.14	4782596.12	0.10	0	N	630	48.2	-17.0	0.0	4.1	0.0	0.0	27.1
588	593954.14	4782596.12	0.10	0	N	800	47.0	-17.0	0.0	8.6	0.0	0.0	21.5
588	593954.14	4782596.12	0.10	0	N	1000	47.6	-17.0	0.0	11.3	0.0	0.0	19.3
588	593954.14	4782596.12	0.10	0	N	1250	46.6	-17.0	0.0	13.0	0.0	0.0	16.6
588	593954.14	4782596.12	0.10	0	N	1600	45.9	-17.0	0.0	14.9	0.0	0.0	14.1
588	593954.14	4782596.12	0.10	0	N	2000	45.2	-17.0	0.0	16.8	0.0	0.0	11.4
588	593954.14	4782596.12	0.10	0	N	2500	44.1	-17.0	0.0	18.3	0.0	0.0	8.8
588	593954.14	4782596.12	0.10	0	N	3150	43.5	-17.0	0.0	18.5	0.0	0.0	8.0
588	593954.14	4782596.12	0.10	0	N	4000	41.8	-17.0	0.0	17.2	0.0	0.0	7.7
588	593954.14	4782596.12	0.10	0	N	5000	40.0	-17.0	0.0	15.9	0.0	0.0	7.2
588	593954.14	4782596.12	0.10	0	N	6300	37.9	-17.0	0.0	15.9	0.0	0.0	5.0
588	593954.14	4782596.12	0.10	0	N	8000	35.1	-17.0	0.0	15.9	0.0	0.0	2.3
618	593990.08	4782584.98	0.10	0	D	50	21.2	-17.1	0.0	-6.0	0.0	0.0	10.1
618	593990.08	4782584.98	0.10	0	D	63	28.5	-17.1	0.0	-5.9	0.0	0.0	17.3
618	593990.08	4782584.98	0.10	0	D	80	32.7	-17.1	0.0	-5.9	0.0	0.0	21.4
618	593990.08	4782584.98	0.10	0	D	100	35.0	-17.1	0.0	-5.8	0.0	0.0	23.6
618	593990.08	4782584.98	0.10	0	D	125	36.5	-17.1	0.0	-5.6	0.0	0.0	25.0
618	593990.08	4782584.98	0.10	0	D	160	38.2	-17.1	0.0	-5.4	0.0	0.0	26.5
618	593990.08	4782584.98	0.10	0	D	200	40.3	-17.1	0.0	-5.0	0.0	0.0	28.1
618	593990.08	4782584.98	0.10	0	D	250	43.5	-17.1	0.0	-4.3	0.0	0.0	30.6
618	593990.08	4782584.98	0.10	0	D	315	44.0	-17.1	0.0	-3.0	0.0	0.0	29.9
618	593990.08	4782584.98	0.10	0	D	400	44.4	-17.1	0.0	-0.8	0.0	0.0	28.1
618	593990.08	4782584.98	0.10	0	D	500	46.8	-17.1	0.0	2.5	0.0	0.0	27.1
618	593990.08	4782584.98	0.10	0	D	630	48.3	-17.1	0.0	7.6	0.0	0.0	23.6
618	593990.08	4782584.98	0.10	0	D	800	47.1	-17.1	0.0	12.8	0.0	0.0	17.2
618	593990.08	4782584.98	0.10	0	D	1000	47.7	-17.1	0.0	14.9	0.0	0.0	15.7
618	593990.08	4782584.98	0.10	0	D	1250	46.6	-17.1	0.0	16.3	0.0	0.0	13.2
618	593990.08	4782584.98	0.10	0	D	1600	46.0	-17.1	0.0	18.2	0.0	0.0	10.6
618	593990.08	4782584.98	0.10	0	D	2000	45.2	-17.1	0.0	20.2	0.0	0.0	7.9
618	593990.08	4782584.98	0.10	0	D	2500	44.2	-17.1	0.0	21.9	0.0	0.0	5.1
618	593990.08	4782584.98	0.10	0	D	3150	43.6	-17.1	0.0	22.3	0.0	0.0	4.1
618	593990.08	4782584.98	0.10	0	D	4000	41.9	-17.1	0.0	21.5	0.0	0.0	3.3
618	593990.08	4782584.98	0.10	0	D	5000	40.1	-17.1	0.0	20.8	0.0	0.0	2.2
618	593990.08	4782584.98	0.10	0	D	6300	38.0	-17.1	0.0	20.8	0.0	0.0	0.0
618	593990.08	4782584.98	0.10	0	N	50	21.1	-17.1	0.0	-6.0	0.0	0.0	10.0
618	593990.08	4782584.98	0.10	0	N	63	28.4	-17.1	0.0	-5.9	0.0	0.0	17.2
618	593990.08	4782584.98	0.10	0	N	80	32.6	-17.1	0.0	-5.9	0.0	0.0	21.4
618	593990.08	4782584.98	0.10	0	N	100	34.9	-17.1	0.0	-5.8	0.0	0.0	23.5
618	593990.08	4782584.98	0.10	0	N	125	36.4	-17.1	0.0	-5.6	0.0	0.0	24.9

Road, TNM, Name: "Rymal 6 eastbound", ID: "!01!Rymal6_EB"													
Nr.	X	Y	Z	Refl.	DEN	Freq.	Lw	Ad	Aair	Agr	Afol	RL	Lr
	(m)	(m)	(m)			(Hz)	dB(A)	(dB)	(dB)	(dB)	(dB)	(dB)	dB(A)
618	593990.08	4782584.98	0.10	0	N	160	38.2	-17.1	0.0	-5.4	0.0	0.0	26.4
618	593990.08	4782584.98	0.10	0	N	200	40.2	-17.1	0.0	-5.0	0.0	0.0	28.0
618	593990.08	4782584.98	0.10	0	N	250	43.4	-17.1	0.0	-4.3	0.0	0.0	30.5
618	593990.08	4782584.98	0.10	0	N	315	43.9	-17.1	0.0	-3.0	0.0	0.0	29.8
618	593990.08	4782584.98	0.10	0	N	400	44.3	-17.1	0.0	-0.8	0.0	0.0	28.0
618	593990.08	4782584.98	0.10	0	N	500	46.7	-17.1	0.0	2.5	0.0	0.0	27.1
618	593990.08	4782584.98	0.10	0	N	630	48.2	-17.1	0.0	7.6	0.0	0.0	23.5
618	593990.08	4782584.98	0.10	0	N	800	47.0	-17.1	0.0	12.8	0.0	0.0	17.1
618	593990.08	4782584.98	0.10	0	N	1000	47.6	-17.1	0.0	14.9	0.0	0.0	15.6
618	593990.08	4782584.98	0.10	0	N	1250	46.6	-17.1	0.0	16.3	0.0	0.0	13.1
618	593990.08	4782584.98	0.10	0	N	1600	45.9	-17.1	0.0	18.2	0.0	0.0	10.6
618	593990.08	4782584.98	0.10	0	N	2000	45.2	-17.1	0.0	20.2	0.0	0.0	7.8
618	593990.08	4782584.98	0.10	0	N	2500	44.1	-17.1	0.0	21.9	0.0	0.0	5.1
618	593990.08	4782584.98	0.10	0	N	3150	43.5	-17.1	0.0	22.3	0.0	0.0	4.0
618	593990.08	4782584.98	0.10	0	N	4000	41.8	-17.1	0.0	21.5	0.0	0.0	3.2
618	593990.08	4782584.98	0.10	0	N	5000	40.0	-17.1	0.0	20.8	0.0	0.0	2.1
621	594038.00	4782570.11	0.10	0	D	50	21.2	-20.3	0.0	-6.0	0.0	0.0	6.9
621	594038.00	4782570.11	0.10	0	D	63	28.5	-20.3	0.0	-5.9	0.0	0.0	14.1
621	594038.00	4782570.11	0.10	0	D	80	32.7	-20.3	0.0	-5.8	0.0	0.0	18.2
621	594038.00	4782570.11	0.10	0	D	100	35.0	-20.3	0.0	-5.7	0.0	0.0	20.4
621	594038.00	4782570.11	0.10	0	D	125	36.5	-20.3	0.0	-5.6	0.0	0.0	21.7
621	594038.00	4782570.11	0.10	0	D	160	38.2	-20.3	0.0	-5.2	0.0	0.0	23.2
621	594038.00	4782570.11	0.10	0	D	200	40.3	-20.3	0.0	-4.7	0.0	0.0	24.7
621	594038.00	4782570.11	0.10	0	D	250	43.5	-20.3	0.0	-3.8	0.0	0.0	27.0
621	594038.00	4782570.11	0.10	0	D	315	44.0	-20.3	0.0	-2.2	0.0	0.0	25.8
621	594038.00	4782570.11	0.10	0	D	400	44.4	-20.3	0.0	0.7	0.0	0.0	23.3
621	594038.00	4782570.11	0.10	0	D	500	46.8	-20.3	0.0	5.3	0.0	0.0	21.2
621	594038.00	4782570.11	0.10	0	D	630	48.3	-20.3	0.0	11.9	0.0	0.0	16.1
621	594038.00	4782570.11	0.10	0	D	800	47.1	-20.3	0.0	16.7	0.0	0.0	10.1
621	594038.00	4782570.11	0.10	0	D	1000	47.7	-20.3	0.0	18.2	0.0	0.0	9.2
621	594038.00	4782570.11	0.10	0	D	1250	46.6	-20.3	0.0	19.6	0.0	0.0	6.7
621	594038.00	4782570.11	0.10	0	D	1600	46.0	-20.3	0.0	21.6	0.0	0.0	4.1
621	594038.00	4782570.11	0.10	0	D	2000	45.2	-20.3	0.0	23.7	0.0	0.0	1.3
621	594038.00	4782570.11	0.10	0	N	50	21.1	-20.3	0.0	-6.0	0.0	0.0	6.8
621	594038.00	4782570.11	0.10	0	N	63	28.4	-20.3	0.0	-5.9	0.0	0.0	14.0
621	594038.00	4782570.11	0.10	0	N	80	32.6	-20.3	0.0	-5.8	0.0	0.0	18.1
621	594038.00	4782570.11	0.10	0	N	100	34.9	-20.3	0.0	-5.7	0.0	0.0	20.3
621	594038.00	4782570.11	0.10	0	N	125	36.4	-20.3	0.0	-5.6	0.0	0.0	21.7
621	594038.00	4782570.11	0.10	0	N	160	38.2	-20.3	0.0	-5.2	0.0	0.0	23.1
621	594038.00	4782570.11	0.10	0	N	200	40.2	-20.3	0.0	-4.7	0.0	0.0	24.6
621	594038.00	4782570.11	0.10	0	N	250	43.4	-20.3	0.0	-3.8	0.0	0.0	26.9
621	594038.00	4782570.11	0.10	0	N	315	43.9	-20.3	0.0	-2.2	0.0	0.0	25.8
621	594038.00	4782570.11	0.10	0	N	400	44.3	-20.3	0.0	0.7	0.0	0.0	23.2
621	594038.00	4782570.11	0.10	0	N	500	46.7	-20.3	0.0	5.3	0.0	0.0	21.1
621	594038.00	4782570.11	0.10	0	N	630	48.2	-20.3	0.0	11.9	0.0	0.0	16.0
621	594038.00	4782570.11	0.10	0	N	800	47.0	-20.3	0.0	16.7	0.0	0.0	10.0
621	594038.00	4782570.11	0.10	0	N	1000	47.6	-20.3	0.0	18.2	0.0	0.0	9.1
621	594038.00	4782570.11	0.10	0	N	1250	46.6	-20.3	0.0	19.6	0.0	0.0	6.6
621	594038.00	4782570.11	0.10	0	N	1600	45.9	-20.3	0.0	21.6	0.0	0.0	4.0
621	594038.00	4782570.11	0.10	0	N	2000	45.2	-20.3	0.0	23.7	0.0	0.0	1.2
643	594085.92	4782555.25	0.10	0	D	50	21.2	-22.7	0.0	-6.0	0.0	0.0	4.6
643	594085.92	4782555.25	0.10	0	D	63	28.5	-22.7	0.0	-5.9	0.0	0.0	11.7
643	594085.92	4782555.25	0.10	0	D	80	32.7	-22.7	0.0	-5.8	0.0	0.0	15.8
643	594085.92	4782555.25	0.10	0	D	100	35.0	-22.7	0.0	-5.7	0.0	0.0	18.0
643	594085.92	4782555.25	0.10	0	D	125	36.5	-22.7	0.0	-5.5	0.0	0.0	19.3
643	594085.92	4782555.25	0.10	0	D	160	38.2	-22.7	0.0	-5.1	0.0	0.0	20.7
643	594085.92	4782555.25	0.10	0	D	200	40.3	-22.7	0.0	-4.5	0.0	0.0	22.1
643	594085.92	4782555.25	0.10	0	D	250	43.5	-22.7	0.0	-3.4	0.0	0.0	24.2
643	594085.92	4782555.25	0.10	0	D	315	44.0	-22.7	0.0	-1.3	0.0	0.0	22.6
643	594085.92	4782555.25	0.10	0	D	400	44.4	-22.7	0.0	2.3	0.0	0.0	19.4
643	594085.92	4782555.25	0.10	0	D	500	46.8	-22.7	0.0	7.9	0.0	0.0	16.2
643	594085.92	4782555.25	0.10	0	D	630	48.3	-22.7	0.0	15.5	0.0	0.0	10.1
643	594085.92	4782555.25	0.10	0	D	800	47.1	-22.7	0.0	19.4	0.0	0.0	5.1

Road, TNM, Name: "Rymal 6 eastbound", ID: "!01!Rymal6_EB"													
Nr.	X	Y	Z	Refl.	DEN	Freq.	Lw	Ad	Aair	Agr	Afol	RL	Lr
	(m)	(m)	(m)			(Hz)	dB(A)	(dB)	(dB)	(dB)	(dB)	(dB)	dB(A)
643	594085.92	4782555.25	0.10	0	D	1000	47.7	-22.7	0.0	20.7	0.0	0.0	4.4
643	594085.92	4782555.25	0.10	0	D	1250	46.6	-22.7	0.0	22.1	0.0	0.0	1.9
643	594085.92	4782555.25	0.10	0	N	50	21.1	-22.7	0.0	-6.0	0.0	0.0	4.5
643	594085.92	4782555.25	0.10	0	N	63	28.4	-22.7	0.0	-5.9	0.0	0.0	11.6
643	594085.92	4782555.25	0.10	0	N	80	32.6	-22.7	0.0	-5.8	0.0	0.0	15.8
643	594085.92	4782555.25	0.10	0	N	100	34.9	-22.7	0.0	-5.7	0.0	0.0	17.9
643	594085.92	4782555.25	0.10	0	N	125	36.4	-22.7	0.0	-5.5	0.0	0.0	19.3
643	594085.92	4782555.25	0.10	0	N	160	38.2	-22.7	0.0	-5.1	0.0	0.0	20.6
643	594085.92	4782555.25	0.10	0	N	200	40.2	-22.7	0.0	-4.5	0.0	0.0	22.0
643	594085.92	4782555.25	0.10	0	N	250	43.4	-22.7	0.0	-3.4	0.0	0.0	24.1
643	594085.92	4782555.25	0.10	0	N	315	43.9	-22.7	0.0	-1.3	0.0	0.0	22.6
643	594085.92	4782555.25	0.10	0	N	400	44.3	-22.7	0.0	2.3	0.0	0.0	19.3
643	594085.92	4782555.25	0.10	0	N	500	46.7	-22.7	0.0	7.9	0.0	0.0	16.1
643	594085.92	4782555.25	0.10	0	N	630	48.2	-22.7	0.0	15.5	0.0	0.0	10.0
643	594085.92	4782555.25	0.10	0	N	800	47.0	-22.7	0.0	19.4	0.0	0.0	5.0
643	594085.92	4782555.25	0.10	0	N	1000	47.6	-22.7	0.0	20.7	0.0	0.0	4.3
643	594085.92	4782555.25	0.10	0	N	1250	46.6	-22.7	0.0	22.1	0.0	0.0	1.8
646	594157.81	4782532.95	0.10	0	D	50	21.2	-22.2	0.0	-6.0	0.0	0.0	5.0
646	594157.81	4782532.95	0.10	0	D	63	28.5	-22.2	0.0	-5.9	0.0	0.0	12.1
646	594157.81	4782532.95	0.10	0	D	80	32.7	-22.2	0.0	-5.8	0.0	0.0	16.3
646	594157.81	4782532.95	0.10	0	D	100	35.0	-22.2	0.0	-5.6	0.0	0.0	18.4
646	594157.81	4782532.95	0.10	0	D	125	36.5	-22.2	0.0	-5.4	0.0	0.0	19.7
646	594157.81	4782532.95	0.10	0	D	160	38.2	-22.2	0.0	-4.9	0.0	0.0	21.0
646	594157.81	4782532.95	0.10	0	D	200	40.3	-22.2	0.0	-4.2	0.0	0.0	22.3
646	594157.81	4782532.95	0.10	0	D	250	43.5	-22.2	0.0	-2.7	0.0	0.0	24.0
646	594157.81	4782532.95	0.10	0	D	315	44.0	-22.2	0.0	-0.0	0.0	0.0	21.8
646	594157.81	4782532.95	0.10	0	D	400	44.4	-22.2	0.0	4.7	0.0	0.0	17.5
646	594157.81	4782532.95	0.10	0	D	500	46.8	-22.2	0.0	11.8	0.0	0.0	12.8
646	594157.81	4782532.95	0.10	0	D	630	48.3	-22.2	0.0	19.5	0.0	0.0	6.5
646	594157.81	4782532.95	0.10	0	D	800	47.1	-22.2	0.0	22.3	0.0	0.0	2.6
646	594157.81	4782532.95	0.10	0	D	1000	47.7	-22.2	0.0	23.6	0.0	0.0	1.9
646	594157.81	4782532.95	0.10	0	N	50	21.1	-22.2	0.0	-6.0	0.0	0.0	5.0
646	594157.81	4782532.95	0.10	0	N	63	28.4	-22.2	0.0	-5.9	0.0	0.0	12.1
646	594157.81	4782532.95	0.10	0	N	80	32.6	-22.2	0.0	-5.8	0.0	0.0	16.2
646	594157.81	4782532.95	0.10	0	N	100	34.9	-22.2	0.0	-5.6	0.0	0.0	18.3
646	594157.81	4782532.95	0.10	0	N	125	36.4	-22.2	0.0	-5.4	0.0	0.0	19.6
646	594157.81	4782532.95	0.10	0	N	160	38.2	-22.2	0.0	-4.9	0.0	0.0	20.9
646	594157.81	4782532.95	0.10	0	N	200	40.2	-22.2	0.0	-4.2	0.0	0.0	22.2
646	594157.81	4782532.95	0.10	0	N	250	43.4	-22.2	0.0	-2.7	0.0	0.0	23.9
646	594157.81	4782532.95	0.10	0	N	315	43.9	-22.2	0.0	-0.0	0.0	0.0	21.8
646	594157.81	4782532.95	0.10	0	N	400	44.3	-22.2	0.0	4.7	0.0	0.0	17.5
646	594157.81	4782532.95	0.10	0	N	500	46.7	-22.2	0.0	11.8	0.0	0.0	12.8
646	594157.81	4782532.95	0.10	0	N	630	48.2	-22.2	0.0	19.5	0.0	0.0	6.5
646	594157.81	4782532.95	0.10	0	N	800	47.0	-22.2	0.0	22.3	0.0	0.0	2.5
646	594157.81	4782532.95	0.10	0	N	1000	47.6	-22.2	0.0	23.6	0.0	0.0	1.9
688	594253.65	4782503.22	0.10	0	D	50	21.2	-24.8	0.0	-6.0	0.0	0.0	2.4
688	594253.65	4782503.22	0.10	0	D	63	28.5	-24.8	0.0	-5.8	0.0	0.0	9.5
688	594253.65	4782503.22	0.10	0	D	80	32.7	-24.8	0.0	-5.7	0.0	0.0	13.6
688	594253.65	4782503.22	0.10	0	D	100	35.0	-24.8	0.0	-5.6	0.0	0.0	15.7
688	594253.65	4782503.22	0.10	0	D	125	36.5	-24.8	0.0	-5.3	0.0	0.0	16.9
688	594253.65	4782503.22	0.10	0	D	160	38.2	-24.8	0.0	-4.7	0.0	0.0	18.1
688	594253.65	4782503.22	0.10	0	D	200	40.3	-24.8	0.0	-3.8	0.0	0.0	19.2
688	594253.65	4782503.22	0.10	0	D	250	43.5	-24.8	0.0	-1.7	0.0	0.0	20.4
688	594253.65	4782503.22	0.10	0	D	315	44.0	-24.8	0.0	1.7	0.0	0.0	17.5
688	594253.65	4782503.22	0.10	0	D	400	44.4	-24.8	0.0	7.7	0.0	0.0	11.8
688	594253.65	4782503.22	0.10	0	D	500	46.8	-24.8	0.0	16.2	0.0	0.0	5.8
688	594253.65	4782503.22	0.10	0	D	630	48.3	-24.8	0.0	23.0	0.0	0.0	0.4
688	594253.65	4782503.22	0.10	0	N	50	21.1	-24.8	0.0	-6.0	0.0	0.0	2.3
688	594253.65	4782503.22	0.10	0	N	63	28.4	-24.8	0.0	-5.8	0.0	0.0	9.4
688	594253.65	4782503.22	0.10	0	N	80	32.6	-24.8	0.0	-5.7	0.0	0.0	13.5
688	594253.65	4782503.22	0.10	0	N	100	34.9	-24.8	0.0	-5.6	0.0	0.0	15.6
688	594253.65	4782503.22	0.10	0	N	125	36.4	-24.8	0.0	-5.3	0.0	0.0	16.9
688	594253.65	4782503.22	0.10	0	N	160	38.2	-24.8	0.0	-4.7	0.0	0.0	18.1

Road, TNM, Name: "Rymal 6 eastbound", ID: "!01!Rymal6_EB"													
Nr.	X	Y	Z	Refl.	DEN	Freq.	Lw	Ad	Aair	Agr	Afol	RL	Lr
	(m)	(m)	(m)			(Hz)	dB(A)	(dB)	(dB)	(dB)	(dB)	(dB)	dB(A)
688	594253.65	4782503.22	0.10	0	N	200	40.2	-24.8	0.0	-3.8	0.0	0.0	19.1
688	594253.65	4782503.22	0.10	0	N	250	43.4	-24.8	0.0	-1.7	0.0	0.0	20.3
688	594253.65	4782503.22	0.10	0	N	315	43.9	-24.8	0.0	1.7	0.0	0.0	17.4
688	594253.65	4782503.22	0.10	0	N	400	44.3	-24.8	0.0	7.7	0.0	0.0	11.7
688	594253.65	4782503.22	0.10	0	N	500	46.7	-24.8	0.0	16.2	0.0	0.0	5.7
688	594253.65	4782503.22	0.10	0	N	630	48.2	-24.8	0.0	23.0	0.0	0.0	0.4
723	593605.33	4782702.74	0.10	0	D	50	21.2	-26.4	0.0	-6.0	0.0	0.0	0.8
723	593605.33	4782702.74	0.10	0	D	63	28.5	-26.4	0.0	-5.9	0.0	0.0	7.9
723	593605.33	4782702.74	0.10	0	D	80	32.7	-26.4	0.0	-5.8	0.0	0.0	12.0
723	593605.33	4782702.74	0.10	0	D	100	35.0	-26.4	0.0	-5.6	0.0	0.0	14.2
723	593605.33	4782702.74	0.10	0	D	125	36.5	-26.4	0.0	-5.4	0.0	0.0	15.5
723	593605.33	4782702.74	0.10	0	D	160	38.2	-26.4	0.0	-4.9	0.0	0.0	16.8
723	593605.33	4782702.74	0.10	0	D	200	40.3	-26.4	0.0	-4.2	0.0	0.0	18.0
723	593605.33	4782702.74	0.10	0	D	250	43.5	-26.4	0.0	-2.6	0.0	0.0	19.7
723	593605.33	4782702.74	0.10	0	D	315	44.0	-26.4	0.0	0.0	0.0	0.0	17.5
723	593605.33	4782702.74	0.10	0	D	400	44.4	-26.4	0.0	4.8	0.0	0.0	13.2
723	593605.33	4782702.74	0.10	0	D	500	46.8	-26.4	0.0	12.0	0.0	0.0	8.4
723	593605.33	4782702.74	0.10	0	D	630	48.3	-26.4	0.0	19.7	0.0	0.0	2.1
723	593605.33	4782702.74	0.10	0	N	50	21.1	-26.4	0.0	-6.0	0.0	0.0	0.7
723	593605.33	4782702.74	0.10	0	N	63	28.4	-26.4	0.0	-5.9	0.0	0.0	7.8
723	593605.33	4782702.74	0.10	0	N	80	32.6	-26.4	0.0	-5.8	0.0	0.0	12.0
723	593605.33	4782702.74	0.10	0	N	100	34.9	-26.4	0.0	-5.6	0.0	0.0	14.1
723	593605.33	4782702.74	0.10	0	N	125	36.4	-26.4	0.0	-5.4	0.0	0.0	15.4
723	593605.33	4782702.74	0.10	0	N	160	38.2	-26.4	0.0	-4.9	0.0	0.0	16.7
723	593605.33	4782702.74	0.10	0	N	200	40.2	-26.4	0.0	-4.2	0.0	0.0	17.9
723	593605.33	4782702.74	0.10	0	N	250	43.4	-26.4	0.0	-2.6	0.0	0.0	19.6
723	593605.33	4782702.74	0.10	0	N	315	43.9	-26.4	0.0	0.0	0.0	0.0	17.5
723	593605.33	4782702.74	0.10	0	N	400	44.3	-26.4	0.0	4.8	0.0	0.0	13.1
723	593605.33	4782702.74	0.10	0	N	500	46.7	-26.4	0.0	12.0	0.0	0.0	8.3
723	593605.33	4782702.74	0.10	0	N	630	48.2	-26.4	0.0	19.7	0.0	0.0	2.1
726	593668.56	4782683.13	0.10	0	D	50	21.2	-20.4	0.0	-6.0	0.0	0.0	6.8
726	593668.56	4782683.13	0.10	0	D	63	28.5	-20.4	0.0	-5.9	0.0	0.0	13.9
726	593668.56	4782683.13	0.10	0	D	80	32.7	-20.4	0.0	-5.8	0.0	0.0	18.1
726	593668.56	4782683.13	0.10	0	D	100	35.0	-20.4	0.0	-5.7	0.0	0.0	20.2
726	593668.56	4782683.13	0.10	0	D	125	36.5	-20.4	0.0	-5.5	0.0	0.0	21.6
726	593668.56	4782683.13	0.10	0	D	160	38.2	-20.4	0.0	-5.1	0.0	0.0	22.9
726	593668.56	4782683.13	0.10	0	D	200	40.3	-20.4	0.0	-4.5	0.0	0.0	24.3
726	593668.56	4782683.13	0.10	0	D	250	43.5	-20.4	0.0	-3.2	0.0	0.0	26.3
726	593668.56	4782683.13	0.10	0	D	315	44.0	-20.4	0.0	-1.1	0.0	0.0	24.7
726	593668.56	4782683.13	0.10	0	D	400	44.4	-20.4	0.0	2.7	0.0	0.0	21.2
726	593668.56	4782683.13	0.10	0	D	500	46.8	-20.4	0.0	8.7	0.0	0.0	17.7
726	593668.56	4782683.13	0.10	0	D	630	48.3	-20.4	0.0	16.4	0.0	0.0	11.5
726	593668.56	4782683.13	0.10	0	D	800	47.1	-20.4	0.0	20.0	0.0	0.0	6.7
726	593668.56	4782683.13	0.10	0	D	1000	47.7	-20.4	0.0	21.3	0.0	0.0	6.0
726	593668.56	4782683.13	0.10	0	D	1250	46.6	-20.4	0.0	22.7	0.0	0.0	3.5
726	593668.56	4782683.13	0.10	0	D	1600	46.0	-20.4	0.0	24.8	0.0	0.0	0.8
726	593668.56	4782683.13	0.10	0	N	50	21.1	-20.4	0.0	-6.0	0.0	0.0	6.7
726	593668.56	4782683.13	0.10	0	N	63	28.4	-20.4	0.0	-5.9	0.0	0.0	13.9
726	593668.56	4782683.13	0.10	0	N	80	32.6	-20.4	0.0	-5.8	0.0	0.0	18.0
726	593668.56	4782683.13	0.10	0	N	100	34.9	-20.4	0.0	-5.7	0.0	0.0	20.2
726	593668.56	4782683.13	0.10	0	N	125	36.4	-20.4	0.0	-5.5	0.0	0.0	21.5
726	593668.56	4782683.13	0.10	0	N	160	38.2	-20.4	0.0	-5.1	0.0	0.0	22.8
726	593668.56	4782683.13	0.10	0	N	200	40.2	-20.4	0.0	-4.5	0.0	0.0	24.2
726	593668.56	4782683.13	0.10	0	N	250	43.4	-20.4	0.0	-3.2	0.0	0.0	26.2
726	593668.56	4782683.13	0.10	0	N	315	43.9	-20.4	0.0	-1.1	0.0	0.0	24.6
726	593668.56	4782683.13	0.10	0	N	400	44.3	-20.4	0.0	2.7	0.0	0.0	21.1
726	593668.56	4782683.13	0.10	0	N	500	46.7	-20.4	0.0	8.7	0.0	0.0	17.6
726	593668.56	4782683.13	0.10	0	N	630	48.2	-20.4	0.0	16.4	0.0	0.0	11.4
726	593668.56	4782683.13	0.10	0	N	800	47.0	-20.4	0.0	20.0	0.0	0.0	6.6
726	593668.56	4782683.13	0.10	0	N	1000	47.6	-20.4	0.0	21.3	0.0	0.0	6.0
726	593668.56	4782683.13	0.10	0	N	1250	46.6	-20.4	0.0	22.7	0.0	0.0	3.5
726	593668.56	4782683.13	0.10	0	N	1600	45.9	-20.4	0.0	24.8	0.0	0.0	0.7
747	593734.72	4782662.61	0.10	0	D	50	21.2	-20.4	0.0	-6.0	0.0	0.0	6.8

Road, TNM, Name: "Rymal 6 eastbound", ID: "!01!Rymal6_EB"													
Nr.	X	Y	Z	Refl.	DEN	Freq.	Lw	Ad	Aair	Agr	Afol	RL	Lr
	(m)	(m)	(m)			(Hz)	dB(A)	(dB)	(dB)	(dB)	(dB)	(dB)	dB(A)
747	593734.72	4782662.61	0.10	0	D	63	28.5	-20.4	0.0	-5.9	0.0	0.0	14.0
747	593734.72	4782662.61	0.10	0	D	80	32.7	-20.4	0.0	-5.8	0.0	0.0	18.1
747	593734.72	4782662.61	0.10	0	D	100	35.0	-20.4	0.0	-5.7	0.0	0.0	20.3
747	593734.72	4782662.61	0.10	0	D	125	36.5	-20.4	0.0	-5.6	0.0	0.0	21.7
747	593734.72	4782662.61	0.10	0	D	160	38.2	-20.4	0.0	-5.3	0.0	0.0	23.1
747	593734.72	4782662.61	0.10	0	D	200	40.3	-20.4	0.0	-4.8	0.0	0.0	24.6
747	593734.72	4782662.61	0.10	0	D	250	43.5	-20.4	0.0	-3.9	0.0	0.0	26.9
747	593734.72	4782662.61	0.10	0	D	315	44.0	-20.4	0.0	-2.3	0.0	0.0	25.8
747	593734.72	4782662.61	0.10	0	D	400	44.4	-20.4	0.0	0.6	0.0	0.0	23.4
747	593734.72	4782662.61	0.10	0	D	500	46.8	-20.4	0.0	5.0	0.0	0.0	21.4
747	593734.72	4782662.61	0.10	0	D	630	48.3	-20.4	0.0	11.5	0.0	0.0	16.4
747	593734.72	4782662.61	0.10	0	D	800	47.1	-20.4	0.0	16.4	0.0	0.0	10.3
747	593734.72	4782662.61	0.10	0	D	1000	47.7	-20.4	0.0	17.9	0.0	0.0	9.4
747	593734.72	4782662.61	0.10	0	D	1250	46.6	-20.4	0.0	19.3	0.0	0.0	6.9
747	593734.72	4782662.61	0.10	0	D	1600	46.0	-20.4	0.0	21.2	0.0	0.0	4.3
747	593734.72	4782662.61	0.10	0	D	2000	45.2	-20.4	0.0	23.3	0.0	0.0	1.5
747	593734.72	4782662.61	0.10	0	N	50	21.1	-20.4	0.0	-6.0	0.0	0.0	6.7
747	593734.72	4782662.61	0.10	0	N	63	28.4	-20.4	0.0	-5.9	0.0	0.0	13.9
747	593734.72	4782662.61	0.10	0	N	80	32.6	-20.4	0.0	-5.8	0.0	0.0	18.1
747	593734.72	4782662.61	0.10	0	N	100	34.9	-20.4	0.0	-5.7	0.0	0.0	20.2
747	593734.72	4782662.61	0.10	0	N	125	36.4	-20.4	0.0	-5.6	0.0	0.0	21.6
747	593734.72	4782662.61	0.10	0	N	160	38.2	-20.4	0.0	-5.3	0.0	0.0	23.0
747	593734.72	4782662.61	0.10	0	N	200	40.2	-20.4	0.0	-4.8	0.0	0.0	24.6
747	593734.72	4782662.61	0.10	0	N	250	43.4	-20.4	0.0	-3.9	0.0	0.0	26.9
747	593734.72	4782662.61	0.10	0	N	315	43.9	-20.4	0.0	-2.3	0.0	0.0	25.8
747	593734.72	4782662.61	0.10	0	N	400	44.3	-20.4	0.0	0.6	0.0	0.0	23.3
747	593734.72	4782662.61	0.10	0	N	500	46.7	-20.4	0.0	5.0	0.0	0.0	21.3
747	593734.72	4782662.61	0.10	0	N	630	48.2	-20.4	0.0	11.5	0.0	0.0	16.3
747	593734.72	4782662.61	0.10	0	N	800	47.0	-20.4	0.0	16.4	0.0	0.0	10.3
747	593734.72	4782662.61	0.10	0	N	1000	47.6	-20.4	0.0	17.9	0.0	0.0	9.3
747	593734.72	4782662.61	0.10	0	N	1250	46.6	-20.4	0.0	19.3	0.0	0.0	6.9
747	593734.72	4782662.61	0.10	0	N	1600	45.9	-20.4	0.0	21.2	0.0	0.0	4.3
747	593734.72	4782662.61	0.10	0	N	2000	45.2	-20.4	0.0	23.3	0.0	0.0	1.4
750	593778.82	4782648.93	0.10	0	D	50	21.2	-17.4	0.0	-6.0	0.0	0.0	9.8
750	593778.82	4782648.93	0.10	0	D	63	28.5	-17.4	0.0	-5.9	0.0	0.0	17.0
750	593778.82	4782648.93	0.10	0	D	80	32.7	-17.4	0.0	-5.9	0.0	0.0	21.1
750	593778.82	4782648.93	0.10	0	D	100	35.0	-17.4	0.0	-5.8	0.0	0.0	23.3
750	593778.82	4782648.93	0.10	0	D	125	36.5	-17.4	0.0	-5.6	0.0	0.0	24.7
750	593778.82	4782648.93	0.10	0	D	160	38.2	-17.4	0.0	-5.4	0.0	0.0	26.2
750	593778.82	4782648.93	0.10	0	D	200	40.3	-17.4	0.0	-5.0	0.0	0.0	27.8
750	593778.82	4782648.93	0.10	0	D	250	43.5	-17.4	0.0	-4.3	0.0	0.0	30.3
750	593778.82	4782648.93	0.10	0	D	315	44.0	-17.4	0.0	-3.0	0.0	0.0	29.6
750	593778.82	4782648.93	0.10	0	D	400	44.4	-17.4	0.0	-0.9	0.0	0.0	27.8
750	593778.82	4782648.93	0.10	0	D	500	46.8	-17.4	0.0	2.4	0.0	0.0	26.9
750	593778.82	4782648.93	0.10	0	D	630	48.3	-17.4	0.0	7.5	0.0	0.0	23.4
750	593778.82	4782648.93	0.10	0	D	800	47.1	-17.4	0.0	12.6	0.0	0.0	17.0
750	593778.82	4782648.93	0.10	0	D	1000	47.7	-17.4	0.0	14.8	0.0	0.0	15.5
750	593778.82	4782648.93	0.10	0	D	1250	46.6	-17.4	0.0	16.2	0.0	0.0	13.0
750	593778.82	4782648.93	0.10	0	D	1600	46.0	-17.4	0.0	18.1	0.0	0.0	10.4
750	593778.82	4782648.93	0.10	0	D	2000	45.2	-17.4	0.0	20.1	0.0	0.0	7.7
750	593778.82	4782648.93	0.10	0	D	2500	44.2	-17.4	0.0	21.8	0.0	0.0	5.0
750	593778.82	4782648.93	0.10	0	D	3150	43.6	-17.4	0.0	22.2	0.0	0.0	3.9
750	593778.82	4782648.93	0.10	0	D	4000	41.9	-17.4	0.0	21.3	0.0	0.0	3.1
750	593778.82	4782648.93	0.10	0	D	5000	40.1	-17.4	0.0	20.6	0.0	0.0	2.0
750	593778.82	4782648.93	0.10	0	N	50	21.1	-17.4	0.0	-6.0	0.0	0.0	9.7
750	593778.82	4782648.93	0.10	0	N	63	28.4	-17.4	0.0	-5.9	0.0	0.0	16.9
750	593778.82	4782648.93	0.10	0	N	80	32.6	-17.4	0.0	-5.9	0.0	0.0	21.1
750	593778.82	4782648.93	0.10	0	N	100	34.9	-17.4	0.0	-5.8	0.0	0.0	23.3
750	593778.82	4782648.93	0.10	0	N	125	36.4	-17.4	0.0	-5.6	0.0	0.0	24.7
750	593778.82	4782648.93	0.10	0	N	160	38.2	-17.4	0.0	-5.4	0.0	0.0	26.1
750	593778.82	4782648.93	0.10	0	N	200	40.2	-17.4	0.0	-5.0	0.0	0.0	27.8
750	593778.82	4782648.93	0.10	0	N	250	43.4	-17.4	0.0	-4.3	0.0	0.0	30.3
750	593778.82	4782648.93	0.10	0	N	315	43.9	-17.4	0.0	-3.0	0.0	0.0	29.5

Road, TNM, Name: "Rymal 6 eastbound", ID: "!01!Rymal6_EB"													
Nr.	X	Y	Z	Refl.	DEN	Freq.	Lw	Ad	Aair	Agr	Afol	RL	Lr
	(m)	(m)	(m)			(Hz)	dB(A)	(dB)	(dB)	(dB)	(dB)	(dB)	dB(A)
750	593778.82	4782648.93	0.10	0	N	400	44.3	-17.4	0.0	-0.9	0.0	0.0	27.8
750	593778.82	4782648.93	0.10	0	N	500	46.7	-17.4	0.0	2.4	0.0	0.0	26.9
750	593778.82	4782648.93	0.10	0	N	630	48.2	-17.4	0.0	7.5	0.0	0.0	23.3
750	593778.82	4782648.93	0.10	0	N	800	47.0	-17.4	0.0	12.6	0.0	0.0	17.0
750	593778.82	4782648.93	0.10	0	N	1000	47.6	-17.4	0.0	14.8	0.0	0.0	15.4
750	593778.82	4782648.93	0.10	0	N	1250	46.6	-17.4	0.0	16.2	0.0	0.0	12.9
750	593778.82	4782648.93	0.10	0	N	1600	45.9	-17.4	0.0	18.1	0.0	0.0	10.4
750	593778.82	4782648.93	0.10	0	N	2000	45.2	-17.4	0.0	20.1	0.0	0.0	7.6
750	593778.82	4782648.93	0.10	0	N	2500	44.1	-17.4	0.0	21.8	0.0	0.0	4.9
750	593778.82	4782648.93	0.10	0	N	3150	43.5	-17.4	0.0	22.2	0.0	0.0	3.8
750	593778.82	4782648.93	0.10	0	N	4000	41.8	-17.4	0.0	21.3	0.0	0.0	3.1
750	593778.82	4782648.93	0.10	0	N	5000	40.0	-17.4	0.0	20.6	0.0	0.0	2.0
753	593815.71	4782637.49	0.10	0	D	50	21.2	-15.8	0.0	-6.0	0.0	0.0	11.4
753	593815.71	4782637.49	0.10	0	D	63	28.5	-15.8	0.0	-5.9	0.0	0.0	18.6
753	593815.71	4782637.49	0.10	0	D	80	32.7	-15.8	0.0	-5.9	0.0	0.0	22.8
753	593815.71	4782637.49	0.10	0	D	100	35.0	-15.8	0.0	-5.8	0.0	0.0	25.0
753	593815.71	4782637.49	0.10	0	D	125	36.5	-15.8	0.0	-5.7	0.0	0.0	26.4
753	593815.71	4782637.49	0.10	0	D	160	38.2	-15.8	0.0	-5.5	0.0	0.0	28.0
753	593815.71	4782637.49	0.10	0	D	200	40.3	-15.8	0.0	-5.2	0.0	0.0	29.6
753	593815.71	4782637.49	0.10	0	D	250	43.5	-15.8	0.0	-4.6	0.0	0.0	32.3
753	593815.71	4782637.49	0.10	0	D	315	44.0	-15.8	0.0	-3.7	0.0	0.0	31.9
753	593815.71	4782637.49	0.10	0	D	400	44.4	-15.8	0.0	-2.1	0.0	0.0	30.7
753	593815.71	4782637.49	0.10	0	D	500	46.8	-15.8	0.0	0.3	0.0	0.0	30.7
753	593815.71	4782637.49	0.10	0	D	630	48.3	-15.8	0.0	3.9	0.0	0.0	28.6
753	593815.71	4782637.49	0.10	0	D	800	47.1	-15.8	0.0	8.3	0.0	0.0	23.0
753	593815.71	4782637.49	0.10	0	D	1000	47.7	-15.8	0.0	11.1	0.0	0.0	20.8
753	593815.71	4782637.49	0.10	0	D	1250	46.6	-15.8	0.0	12.8	0.0	0.0	18.1
753	593815.71	4782637.49	0.10	0	D	1600	46.0	-15.8	0.0	14.7	0.0	0.0	15.5
753	593815.71	4782637.49	0.10	0	D	2000	45.2	-15.8	0.0	16.6	0.0	0.0	12.9
753	593815.71	4782637.49	0.10	0	D	2500	44.2	-15.8	0.0	18.1	0.0	0.0	10.3
753	593815.71	4782637.49	0.10	0	D	3150	43.6	-15.8	0.0	18.3	0.0	0.0	9.5
753	593815.71	4782637.49	0.10	0	D	4000	41.9	-15.8	0.0	16.9	0.0	0.0	9.2
753	593815.71	4782637.49	0.10	0	D	5000	40.1	-15.8	0.0	15.6	0.0	0.0	8.7
753	593815.71	4782637.49	0.10	0	D	6300	38.0	-15.8	0.0	15.6	0.0	0.0	6.6
753	593815.71	4782637.49	0.10	0	D	8000	35.2	-15.8	0.0	15.6	0.0	0.0	3.8
753	593815.71	4782637.49	0.10	0	D	10000	31.6	-15.8	0.0	15.6	0.0	0.0	0.2
753	593815.71	4782637.49	0.10	0	N	50	21.1	-15.8	0.0	-6.0	0.0	0.0	11.4
753	593815.71	4782637.49	0.10	0	N	63	28.4	-15.8	0.0	-5.9	0.0	0.0	18.6
753	593815.71	4782637.49	0.10	0	N	80	32.6	-15.8	0.0	-5.9	0.0	0.0	22.7
753	593815.71	4782637.49	0.10	0	N	100	34.9	-15.8	0.0	-5.8	0.0	0.0	24.9
753	593815.71	4782637.49	0.10	0	N	125	36.4	-15.8	0.0	-5.7	0.0	0.0	26.4
753	593815.71	4782637.49	0.10	0	N	160	38.2	-15.8	0.0	-5.5	0.0	0.0	27.9
753	593815.71	4782637.49	0.10	0	N	200	40.2	-15.8	0.0	-5.2	0.0	0.0	29.6
753	593815.71	4782637.49	0.10	0	N	250	43.4	-15.8	0.0	-4.6	0.0	0.0	32.2
753	593815.71	4782637.49	0.10	0	N	315	43.9	-15.8	0.0	-3.7	0.0	0.0	31.8
753	593815.71	4782637.49	0.10	0	N	400	44.3	-15.8	0.0	-2.1	0.0	0.0	30.6
753	593815.71	4782637.49	0.10	0	N	500	46.7	-15.8	0.0	0.3	0.0	0.0	30.6
753	593815.71	4782637.49	0.10	0	N	630	48.2	-15.8	0.0	3.9	0.0	0.0	28.5
753	593815.71	4782637.49	0.10	0	N	800	47.0	-15.8	0.0	8.3	0.0	0.0	23.0
753	593815.71	4782637.49	0.10	0	N	1000	47.6	-15.8	0.0	11.1	0.0	0.0	20.8
753	593815.71	4782637.49	0.10	0	N	1250	46.6	-15.8	0.0	12.8	0.0	0.0	18.0
753	593815.71	4782637.49	0.10	0	N	1600	45.9	-15.8	0.0	14.7	0.0	0.0	15.5
753	593815.71	4782637.49	0.10	0	N	2000	45.2	-15.8	0.0	16.6	0.0	0.0	12.8
753	593815.71	4782637.49	0.10	0	N	2500	44.1	-15.8	0.0	18.1	0.0	0.0	10.2
753	593815.71	4782637.49	0.10	0	N	3150	43.5	-15.8	0.0	18.3	0.0	0.0	9.4
753	593815.71	4782637.49	0.10	0	N	4000	41.8	-15.8	0.0	16.9	0.0	0.0	9.1
753	593815.71	4782637.49	0.10	0	N	5000	40.0	-15.8	0.0	15.6	0.0	0.0	8.7
753	593815.71	4782637.49	0.10	0	N	6300	37.9	-15.8	0.0	15.6	0.0	0.0	6.5
753	593815.71	4782637.49	0.10	0	N	8000	35.1	-15.8	0.0	15.6	0.0	0.0	3.8
753	593815.71	4782637.49	0.10	0	N	10000	31.5	-15.8	0.0	15.6	0.0	0.0	0.2
774	593837.97	4782630.58	0.10	0	D	50	21.2	-16.1	0.0	-6.0	0.0	0.0	11.1
774	593837.97	4782630.58	0.10	0	D	63	28.5	-16.1	0.0	-5.9	0.0	0.0	18.3
774	593837.97	4782630.58	0.10	0	D	80	32.7	-16.1	0.0	-5.9	0.0	0.0	22.4

Road, TNM, Name: "Rymal 6 eastbound", ID: "!01!Rymal6_EB"													
Nr.	X	Y	Z	Refl.	DEN	Freq.	Lw	Ad	Aair	Agr	Afol	RL	Lr
	(m)	(m)	(m)			(Hz)	dB(A)	(dB)	(dB)	(dB)	(dB)	(dB)	dB(A)
774	593837.97	4782630.58	0.10	0	D	100	35.0	-16.1	0.0	-5.8	0.0	0.0	24.7
774	593837.97	4782630.58	0.10	0	D	125	36.5	-16.1	0.0	-5.7	0.0	0.0	26.1
774	593837.97	4782630.58	0.10	0	D	160	38.2	-16.1	0.0	-5.5	0.0	0.0	27.7
774	593837.97	4782630.58	0.10	0	D	200	40.3	-16.1	0.0	-5.3	0.0	0.0	29.4
774	593837.97	4782630.58	0.10	0	D	250	43.5	-16.1	0.0	-4.8	0.0	0.0	32.1
774	593837.97	4782630.58	0.10	0	D	315	44.0	-16.1	0.0	-4.0	0.0	0.0	31.9
774	593837.97	4782630.58	0.10	0	D	400	44.4	-16.1	0.0	-2.8	0.0	0.0	31.0
774	593837.97	4782630.58	0.10	0	D	500	46.8	-16.1	0.0	-1.0	0.0	0.0	31.6
774	593837.97	4782630.58	0.10	0	D	630	48.3	-16.1	0.0	1.8	0.0	0.0	30.4
774	593837.97	4782630.58	0.10	0	D	800	47.1	-16.1	0.0	5.3	0.0	0.0	25.7
774	593837.97	4782630.58	0.10	0	D	1000	47.7	-16.1	0.0	8.1	0.0	0.0	23.4
774	593837.97	4782630.58	0.10	0	D	1250	46.6	-16.1	0.0	10.1	0.0	0.0	20.4
774	593837.97	4782630.58	0.10	0	D	1600	46.0	-16.1	0.0	12.0	0.0	0.0	17.9
774	593837.97	4782630.58	0.10	0	D	2000	45.2	-16.1	0.0	13.9	0.0	0.0	15.3
774	593837.97	4782630.58	0.10	0	D	2500	44.2	-16.1	0.0	15.3	0.0	0.0	12.7
774	593837.97	4782630.58	0.10	0	D	3150	43.6	-16.1	0.0	15.3	0.0	0.0	12.1
774	593837.97	4782630.58	0.10	0	D	4000	41.9	-16.1	0.0	13.7	0.0	0.0	12.1
774	593837.97	4782630.58	0.10	0	D	5000	40.1	-16.1	0.0	12.0	0.0	0.0	11.9
774	593837.97	4782630.58	0.10	0	D	6300	38.0	-16.1	0.0	12.0	0.0	0.0	9.8
774	593837.97	4782630.58	0.10	0	D	8000	35.2	-16.1	0.0	12.0	0.0	0.0	7.1
774	593837.97	4782630.58	0.10	0	D	10000	31.6	-16.1	0.0	12.0	0.0	0.0	3.5
774	593837.97	4782630.58	0.10	0	N	50	21.1	-16.1	0.0	-6.0	0.0	0.0	11.0
774	593837.97	4782630.58	0.10	0	N	63	28.4	-16.1	0.0	-5.9	0.0	0.0	18.2
774	593837.97	4782630.58	0.10	0	N	80	32.6	-16.1	0.0	-5.9	0.0	0.0	22.4
774	593837.97	4782630.58	0.10	0	N	100	34.9	-16.1	0.0	-5.8	0.0	0.0	24.6
774	593837.97	4782630.58	0.10	0	N	125	36.4	-16.1	0.0	-5.7	0.0	0.0	26.0
774	593837.97	4782630.58	0.10	0	N	160	38.2	-16.1	0.0	-5.5	0.0	0.0	27.6
774	593837.97	4782630.58	0.10	0	N	200	40.2	-16.1	0.0	-5.3	0.0	0.0	29.3
774	593837.97	4782630.58	0.10	0	N	250	43.4	-16.1	0.0	-4.8	0.0	0.0	32.1
774	593837.97	4782630.58	0.10	0	N	315	43.9	-16.1	0.0	-4.0	0.0	0.0	31.8
774	593837.97	4782630.58	0.10	0	N	400	44.3	-16.1	0.0	-2.8	0.0	0.0	31.0
774	593837.97	4782630.58	0.10	0	N	500	46.7	-16.1	0.0	-1.0	0.0	0.0	31.5
774	593837.97	4782630.58	0.10	0	N	630	48.2	-16.1	0.0	1.8	0.0	0.0	30.3
774	593837.97	4782630.58	0.10	0	N	800	47.0	-16.1	0.0	5.3	0.0	0.0	25.6
774	593837.97	4782630.58	0.10	0	N	1000	47.6	-16.1	0.0	8.1	0.0	0.0	23.4
774	593837.97	4782630.58	0.10	0	N	1250	46.6	-16.1	0.0	10.1	0.0	0.0	20.4
774	593837.97	4782630.58	0.10	0	N	1600	45.9	-16.1	0.0	12.0	0.0	0.0	17.8
774	593837.97	4782630.58	0.10	0	N	2000	45.2	-16.1	0.0	13.9	0.0	0.0	15.2
774	593837.97	4782630.58	0.10	0	N	2500	44.1	-16.1	0.0	15.3	0.0	0.0	12.7
774	593837.97	4782630.58	0.10	0	N	3150	43.5	-16.1	0.0	15.3	0.0	0.0	12.0
774	593837.97	4782630.58	0.10	0	N	4000	41.8	-16.1	0.0	13.7	0.0	0.0	12.0
774	593837.97	4782630.58	0.10	0	N	5000	40.0	-16.1	0.0	12.0	0.0	0.0	11.9
774	593837.97	4782630.58	0.10	0	N	6300	37.9	-16.1	0.0	12.0	0.0	0.0	9.7
774	593837.97	4782630.58	0.10	0	N	8000	35.1	-16.1	0.0	12.0	0.0	0.0	7.0
774	593837.97	4782630.58	0.10	0	N	10000	31.5	-16.1	0.0	12.0	0.0	0.0	3.4
777	593852.81	4782625.98	0.10	0	D	50	21.2	-13.9	0.0	-6.0	0.0	0.0	13.2
777	593852.81	4782625.98	0.10	0	D	63	28.5	-13.9	0.0	-5.9	0.0	0.0	20.5
777	593852.81	4782625.98	0.10	0	D	80	32.7	-13.9	0.0	-5.9	0.0	0.0	24.6
777	593852.81	4782625.98	0.10	0	D	100	35.0	-13.9	0.0	-5.8	0.0	0.0	26.9
777	593852.81	4782625.98	0.10	0	D	125	36.5	-13.9	0.0	-5.8	0.0	0.0	28.3
777	593852.81	4782625.98	0.10	0	D	160	38.2	-13.9	0.0	-5.6	0.0	0.0	29.9
777	593852.81	4782625.98	0.10	0	D	200	40.3	-13.9	0.0	-5.3	0.0	0.0	31.6
777	593852.81	4782625.98	0.10	0	D	250	43.5	-13.9	0.0	-4.9	0.0	0.0	34.5
777	593852.81	4782625.98	0.10	0	D	315	44.0	-13.9	0.0	-4.3	0.0	0.0	34.3
777	593852.81	4782625.98	0.10	0	D	400	44.4	-13.9	0.0	-3.2	0.0	0.0	33.7
777	593852.81	4782625.98	0.10	0	D	500	46.8	-13.9	0.0	-1.8	0.0	0.0	34.6
777	593852.81	4782625.98	0.10	0	D	630	48.3	-13.9	0.0	0.4	0.0	0.0	33.9
777	593852.81	4782625.98	0.10	0	D	800	47.1	-13.9	0.0	3.3	0.0	0.0	29.9
777	593852.81	4782625.98	0.10	0	D	1000	47.7	-13.9	0.0	5.9	0.0	0.0	27.8
777	593852.81	4782625.98	0.10	0	D	1250	46.6	-13.9	0.0	8.0	0.0	0.0	24.7
777	593852.81	4782625.98	0.10	0	D	1600	46.0	-13.9	0.0	10.0	0.0	0.0	22.1
777	593852.81	4782625.98	0.10	0	D	2000	45.2	-13.9	0.0	11.8	0.0	0.0	19.5
777	593852.81	4782625.98	0.10	0	D	2500	44.2	-13.9	0.0	13.2	0.0	0.0	17.0

Road, TNM, Name: "Rymal 6 eastbound", ID: "!01!Rymal6_EB"													
Nr.	X	Y	Z	Refl.	DEN	Freq.	Lw	Ad	Aair	Agr	Afol	RL	Lr
	(m)	(m)	(m)			(Hz)	dB(A)	(dB)	(dB)	(dB)	(dB)	(dB)	dB(A)
777	593852.81	4782625.98	0.10	0	D	3150	43.6	-13.9	0.0	13.1	0.0	0.0	16.5
777	593852.81	4782625.98	0.10	0	D	4000	41.9	-13.9	0.0	11.4	0.0	0.0	16.6
777	593852.81	4782625.98	0.10	0	D	5000	40.1	-13.9	0.0	9.4	0.0	0.0	16.7
777	593852.81	4782625.98	0.10	0	D	6300	38.0	-13.9	0.0	9.4	0.0	0.0	14.6
777	593852.81	4782625.98	0.10	0	D	8000	35.2	-13.9	0.0	9.4	0.0	0.0	11.8
777	593852.81	4782625.98	0.10	0	D	10000	31.6	-13.9	0.0	9.4	0.0	0.0	8.2
777	593852.81	4782625.98	0.10	0	N	50	21.1	-13.9	0.0	-6.0	0.0	0.0	13.2
777	593852.81	4782625.98	0.10	0	N	63	28.4	-13.9	0.0	-5.9	0.0	0.0	20.4
777	593852.81	4782625.98	0.10	0	N	80	32.6	-13.9	0.0	-5.9	0.0	0.0	24.6
777	593852.81	4782625.98	0.10	0	N	100	34.9	-13.9	0.0	-5.8	0.0	0.0	26.8
777	593852.81	4782625.98	0.10	0	N	125	36.4	-13.9	0.0	-5.8	0.0	0.0	28.2
777	593852.81	4782625.98	0.10	0	N	160	38.2	-13.9	0.0	-5.6	0.0	0.0	29.8
777	593852.81	4782625.98	0.10	0	N	200	40.2	-13.9	0.0	-5.3	0.0	0.0	31.6
777	593852.81	4782625.98	0.10	0	N	250	43.4	-13.9	0.0	-4.9	0.0	0.0	34.4
777	593852.81	4782625.98	0.10	0	N	315	43.9	-13.9	0.0	-4.3	0.0	0.0	34.2
777	593852.81	4782625.98	0.10	0	N	400	44.3	-13.9	0.0	-3.2	0.0	0.0	33.6
777	593852.81	4782625.98	0.10	0	N	500	46.7	-13.9	0.0	-1.8	0.0	0.0	34.5
777	593852.81	4782625.98	0.10	0	N	630	48.2	-13.9	0.0	0.4	0.0	0.0	33.8
777	593852.81	4782625.98	0.10	0	N	800	47.0	-13.9	0.0	3.3	0.0	0.0	29.8
777	593852.81	4782625.98	0.10	0	N	1000	47.6	-13.9	0.0	5.9	0.0	0.0	27.8
777	593852.81	4782625.98	0.10	0	N	1250	46.6	-13.9	0.0	8.0	0.0	0.0	24.6
777	593852.81	4782625.98	0.10	0	N	1600	45.9	-13.9	0.0	10.0	0.0	0.0	22.0
777	593852.81	4782625.98	0.10	0	N	2000	45.2	-13.9	0.0	11.8	0.0	0.0	19.4
777	593852.81	4782625.98	0.10	0	N	2500	44.1	-13.9	0.0	13.2	0.0	0.0	16.9
777	593852.81	4782625.98	0.10	0	N	3150	43.5	-13.9	0.0	13.1	0.0	0.0	16.4
777	593852.81	4782625.98	0.10	0	N	4000	41.8	-13.9	0.0	11.4	0.0	0.0	16.5
777	593852.81	4782625.98	0.10	0	N	5000	40.0	-13.9	0.0	9.4	0.0	0.0	16.6
777	593852.81	4782625.98	0.10	0	N	6300	37.9	-13.9	0.0	9.4	0.0	0.0	14.5
777	593852.81	4782625.98	0.10	0	N	8000	35.1	-13.9	0.0	9.4	0.0	0.0	11.8
777	593852.81	4782625.98	0.10	0	N	10000	31.5	-13.9	0.0	9.4	0.0	0.0	8.1
794	593867.65	4782621.38	0.10	0	D	50	21.2	-11.8	0.0	-6.0	0.0	0.0	15.4
794	593867.65	4782621.38	0.10	0	D	63	28.5	-11.8	0.0	-5.9	0.0	0.0	22.6
794	593867.65	4782621.38	0.10	0	D	80	32.7	-11.8	0.0	-5.9	0.0	0.0	26.8
794	593867.65	4782621.38	0.10	0	D	100	35.0	-11.8	0.0	-5.8	0.0	0.0	29.0
794	593867.65	4782621.38	0.10	0	D	125	36.5	-11.8	0.0	-5.8	0.0	0.0	30.5
794	593867.65	4782621.38	0.10	0	D	160	38.2	-11.8	0.0	-5.6	0.0	0.0	32.1
794	593867.65	4782621.38	0.10	0	D	200	40.3	-11.8	0.0	-5.4	0.0	0.0	33.9
794	593867.65	4782621.38	0.10	0	D	250	43.5	-11.8	0.0	-5.0	0.0	0.0	36.7
794	593867.65	4782621.38	0.10	0	D	315	44.0	-11.8	0.0	-4.5	0.0	0.0	36.7
794	593867.65	4782621.38	0.10	0	D	400	44.4	-11.8	0.0	-3.6	0.0	0.0	36.2
794	593867.65	4782621.38	0.10	0	D	500	46.8	-11.8	0.0	-2.4	0.0	0.0	37.4
794	593867.65	4782621.38	0.10	0	D	630	48.3	-11.8	0.0	-0.6	0.0	0.0	37.1
794	593867.65	4782621.38	0.10	0	D	800	47.1	-11.8	0.0	1.7	0.0	0.0	33.6
794	593867.65	4782621.38	0.10	0	D	1000	47.7	-11.8	0.0	4.0	0.0	0.0	31.9
794	593867.65	4782621.38	0.10	0	D	1250	46.6	-11.8	0.0	6.0	0.0	0.0	28.8
794	593867.65	4782621.38	0.10	0	D	1600	46.0	-11.8	0.0	8.0	0.0	0.0	26.1
794	593867.65	4782621.38	0.10	0	D	2000	45.2	-11.8	0.0	9.9	0.0	0.0	23.6
794	593867.65	4782621.38	0.10	0	D	2500	44.2	-11.8	0.0	11.3	0.0	0.0	21.1
794	593867.65	4782621.38	0.10	0	D	3150	43.6	-11.8	0.0	11.1	0.0	0.0	20.7
794	593867.65	4782621.38	0.10	0	D	4000	41.9	-11.8	0.0	9.2	0.0	0.0	20.9
794	593867.65	4782621.38	0.10	0	D	5000	40.1	-11.8	0.0	7.1	0.0	0.0	21.2
794	593867.65	4782621.38	0.10	0	D	6300	38.0	-11.8	0.0	7.1	0.0	0.0	19.1
794	593867.65	4782621.38	0.10	0	D	8000	35.2	-11.8	0.0	7.1	0.0	0.0	16.4
794	593867.65	4782621.38	0.10	0	D	10000	31.6	-11.8	0.0	7.1	0.0	0.0	12.7
794	593867.65	4782621.38	0.10	0	N	50	21.1	-11.8	0.0	-6.0	0.0	0.0	15.3
794	593867.65	4782621.38	0.10	0	N	63	28.4	-11.8	0.0	-5.9	0.0	0.0	22.5
794	593867.65	4782621.38	0.10	0	N	80	32.6	-11.8	0.0	-5.9	0.0	0.0	26.7
794	593867.65	4782621.38	0.10	0	N	100	34.9	-11.8	0.0	-5.8	0.0	0.0	28.9
794	593867.65	4782621.38	0.10	0	N	125	36.4	-11.8	0.0	-5.8	0.0	0.0	30.4
794	593867.65	4782621.38	0.10	0	N	160	38.2	-11.8	0.0	-5.6	0.0	0.0	32.0
794	593867.65	4782621.38	0.10	0	N	200	40.2	-11.8	0.0	-5.4	0.0	0.0	33.8
794	593867.65	4782621.38	0.10	0	N	250	43.4	-11.8	0.0	-5.0	0.0	0.0	36.6
794	593867.65	4782621.38	0.10	0	N	315	43.9	-11.8	0.0	-4.5	0.0	0.0	36.6

Road, TNM, Name: "Rymal 6 eastbound", ID: "!01!Rymal6_EB"													
Nr.	X	Y	Z	Refl.	DEN	Freq.	Lw	Ad	Aair	Agr	Afol	RL	Lr
	(m)	(m)	(m)			(Hz)	dB(A)	(dB)	(dB)	(dB)	(dB)	(dB)	dB(A)
794	593867.65	4782621.38	0.10	0	N	400	44.3	-11.8	0.0	-3.6	0.0	0.0	36.1
794	593867.65	4782621.38	0.10	0	N	500	46.7	-11.8	0.0	-2.4	0.0	0.0	37.3
794	593867.65	4782621.38	0.10	0	N	630	48.2	-11.8	0.0	-0.6	0.0	0.0	37.1
794	593867.65	4782621.38	0.10	0	N	800	47.0	-11.8	0.0	1.7	0.0	0.0	33.6
794	593867.65	4782621.38	0.10	0	N	1000	47.6	-11.8	0.0	4.0	0.0	0.0	31.9
794	593867.65	4782621.38	0.10	0	N	1250	46.6	-11.8	0.0	6.0	0.0	0.0	28.8
794	593867.65	4782621.38	0.10	0	N	1600	45.9	-11.8	0.0	8.0	0.0	0.0	26.1
794	593867.65	4782621.38	0.10	0	N	2000	45.2	-11.8	0.0	9.9	0.0	0.0	23.5
794	593867.65	4782621.38	0.10	0	N	2500	44.1	-11.8	0.0	11.3	0.0	0.0	21.0
794	593867.65	4782621.38	0.10	0	N	3150	43.5	-11.8	0.0	11.1	0.0	0.0	20.6
794	593867.65	4782621.38	0.10	0	N	4000	41.8	-11.8	0.0	9.2	0.0	0.0	20.9
794	593867.65	4782621.38	0.10	0	N	5000	40.0	-11.8	0.0	7.1	0.0	0.0	21.2
794	593867.65	4782621.38	0.10	0	N	6300	37.9	-11.8	0.0	7.1	0.0	0.0	19.0
794	593867.65	4782621.38	0.10	0	N	8000	35.1	-11.8	0.0	7.1	0.0	0.0	16.3
794	593867.65	4782621.38	0.10	0	N	10000	31.5	-11.8	0.0	7.1	0.0	0.0	12.7
797	593878.78	4782617.93	0.10	0	D	50	21.2	-13.8	0.0	-6.0	0.0	0.0	13.4
797	593878.78	4782617.93	0.10	0	D	63	28.5	-13.8	0.0	-5.9	0.0	0.0	20.6
797	593878.78	4782617.93	0.10	0	D	80	32.7	-13.8	0.0	-5.9	0.0	0.0	24.8
797	593878.78	4782617.93	0.10	0	D	100	35.0	-13.8	0.0	-5.9	0.0	0.0	27.1
797	593878.78	4782617.93	0.10	0	D	125	36.5	-13.8	0.0	-5.8	0.0	0.0	28.5
797	593878.78	4782617.93	0.10	0	D	160	38.2	-13.8	0.0	-5.6	0.0	0.0	30.1
797	593878.78	4782617.93	0.10	0	D	200	40.3	-13.8	0.0	-5.4	0.0	0.0	31.9
797	593878.78	4782617.93	0.10	0	D	250	43.5	-13.8	0.0	-5.1	0.0	0.0	34.8
797	593878.78	4782617.93	0.10	0	D	315	44.0	-13.8	0.0	-4.6	0.0	0.0	34.8
797	593878.78	4782617.93	0.10	0	D	400	44.4	-13.8	0.0	-3.8	0.0	0.0	34.4
797	593878.78	4782617.93	0.10	0	D	500	46.8	-13.8	0.0	-2.7	0.0	0.0	35.7
797	593878.78	4782617.93	0.10	0	D	630	48.3	-13.8	0.0	-1.1	0.0	0.0	35.6
797	593878.78	4782617.93	0.10	0	D	800	47.1	-13.8	0.0	1.0	0.0	0.0	32.4
797	593878.78	4782617.93	0.10	0	D	1000	47.7	-13.8	0.0	3.1	0.0	0.0	30.8
797	593878.78	4782617.93	0.10	0	D	1250	46.6	-13.8	0.0	5.1	0.0	0.0	27.8
797	593878.78	4782617.93	0.10	0	D	1600	46.0	-13.8	0.0	7.2	0.0	0.0	25.1
797	593878.78	4782617.93	0.10	0	D	2000	45.2	-13.8	0.0	9.0	0.0	0.0	22.5
797	593878.78	4782617.93	0.10	0	D	2500	44.2	-13.8	0.0	10.4	0.0	0.0	20.0
797	593878.78	4782617.93	0.10	0	D	3150	43.6	-13.8	0.0	10.1	0.0	0.0	19.6
797	593878.78	4782617.93	0.10	0	D	4000	41.9	-13.8	0.0	8.2	0.0	0.0	20.0
797	593878.78	4782617.93	0.10	0	D	5000	40.1	-13.8	0.0	6.0	0.0	0.0	20.4
797	593878.78	4782617.93	0.10	0	D	6300	38.0	-13.8	0.0	6.0	0.0	0.0	18.2
797	593878.78	4782617.93	0.10	0	D	8000	35.2	-13.8	0.0	6.0	0.0	0.0	15.5
797	593878.78	4782617.93	0.10	0	D	10000	31.6	-13.8	0.0	6.0	0.0	0.0	11.9
797	593878.78	4782617.93	0.10	0	N	50	21.1	-13.8	0.0	-6.0	0.0	0.0	13.4
797	593878.78	4782617.93	0.10	0	N	63	28.4	-13.8	0.0	-5.9	0.0	0.0	20.6
797	593878.78	4782617.93	0.10	0	N	80	32.6	-13.8	0.0	-5.9	0.0	0.0	24.8
797	593878.78	4782617.93	0.10	0	N	100	34.9	-13.8	0.0	-5.9	0.0	0.0	27.0
797	593878.78	4782617.93	0.10	0	N	125	36.4	-13.8	0.0	-5.8	0.0	0.0	28.4
797	593878.78	4782617.93	0.10	0	N	160	38.2	-13.8	0.0	-5.6	0.0	0.0	30.1
797	593878.78	4782617.93	0.10	0	N	200	40.2	-13.8	0.0	-5.4	0.0	0.0	31.9
797	593878.78	4782617.93	0.10	0	N	250	43.4	-13.8	0.0	-5.1	0.0	0.0	34.7
797	593878.78	4782617.93	0.10	0	N	315	43.9	-13.8	0.0	-4.6	0.0	0.0	34.7
797	593878.78	4782617.93	0.10	0	N	400	44.3	-13.8	0.0	-3.8	0.0	0.0	34.3
797	593878.78	4782617.93	0.10	0	N	500	46.7	-13.8	0.0	-2.7	0.0	0.0	35.6
797	593878.78	4782617.93	0.10	0	N	630	48.2	-13.8	0.0	-1.1	0.0	0.0	35.6
797	593878.78	4782617.93	0.10	0	N	800	47.0	-13.8	0.0	1.0	0.0	0.0	32.3
797	593878.78	4782617.93	0.10	0	N	1000	47.6	-13.8	0.0	3.1	0.0	0.0	30.8
797	593878.78	4782617.93	0.10	0	N	1250	46.6	-13.8	0.0	5.1	0.0	0.0	27.7
797	593878.78	4782617.93	0.10	0	N	1600	45.9	-13.8	0.0	7.2	0.0	0.0	25.0
797	593878.78	4782617.93	0.10	0	N	2000	45.2	-13.8	0.0	9.0	0.0	0.0	22.4
797	593878.78	4782617.93	0.10	0	N	2500	44.1	-13.8	0.0	10.4	0.0	0.0	20.0
797	593878.78	4782617.93	0.10	0	N	3150	43.5	-13.8	0.0	10.1	0.0	0.0	19.6
797	593878.78	4782617.93	0.10	0	N	4000	41.8	-13.8	0.0	8.2	0.0	0.0	19.9
797	593878.78	4782617.93	0.10	0	N	5000	40.0	-13.8	0.0	6.0	0.0	0.0	20.3
797	593878.78	4782617.93	0.10	0	N	6300	37.9	-13.8	0.0	6.0	0.0	0.0	18.2
797	593878.78	4782617.93	0.10	0	N	8000	35.1	-13.8	0.0	6.0	0.0	0.0	15.4
797	593878.78	4782617.93	0.10	0	N	10000	31.5	-13.8	0.0	6.0	0.0	0.0	11.8

Road, TNM, Name: "Rymal 6 eastbound", ID: "!01!Rymal6_EB"													
Nr.	X	Y	Z	Refl.	DEN	Freq.	Lw	Ad	Aair	Agr	Afol	RL	Lr
	(m)	(m)	(m)			(Hz)	dB(A)	(dB)	(dB)	(dB)	(dB)	(dB)	dB(A)
800	593886.20	4782615.62	0.10	0	D	50	21.2	-13.7	0.0	-6.0	0.0	0.0	13.5
800	593886.20	4782615.62	0.10	0	D	63	28.5	-13.7	0.0	-5.9	0.0	0.0	20.7
800	593886.20	4782615.62	0.10	0	D	80	32.7	-13.7	0.0	-5.9	0.0	0.0	24.9
800	593886.20	4782615.62	0.10	0	D	100	35.0	-13.7	0.0	-5.9	0.0	0.0	27.1
800	593886.20	4782615.62	0.10	0	D	125	36.5	-13.7	0.0	-5.8	0.0	0.0	28.6
800	593886.20	4782615.62	0.10	0	D	160	38.2	-13.7	0.0	-5.6	0.0	0.0	30.2
800	593886.20	4782615.62	0.10	0	D	200	40.3	-13.7	0.0	-5.4	0.0	0.0	32.0
800	593886.20	4782615.62	0.10	0	D	250	43.5	-13.7	0.0	-5.1	0.0	0.0	34.9
800	593886.20	4782615.62	0.10	0	D	315	44.0	-13.7	0.0	-4.6	0.0	0.0	34.9
800	593886.20	4782615.62	0.10	0	D	400	44.4	-13.7	0.0	-3.8	0.0	0.0	34.5
800	593886.20	4782615.62	0.10	0	D	500	46.8	-13.7	0.0	-2.7	0.0	0.0	35.8
800	593886.20	4782615.62	0.10	0	D	630	48.3	-13.7	0.0	-1.1	0.0	0.0	35.7
800	593886.20	4782615.62	0.10	0	D	800	47.1	-13.7	0.0	0.9	0.0	0.0	32.5
800	593886.20	4782615.62	0.10	0	D	1000	47.7	-13.7	0.0	3.1	0.0	0.0	31.0
800	593886.20	4782615.62	0.10	0	D	1250	46.6	-13.7	0.0	5.0	0.0	0.0	27.9
800	593886.20	4782615.62	0.10	0	D	1600	46.0	-13.7	0.0	7.1	0.0	0.0	25.2
800	593886.20	4782615.62	0.10	0	D	2000	45.2	-13.7	0.0	8.9	0.0	0.0	22.6
800	593886.20	4782615.62	0.10	0	D	2500	44.2	-13.7	0.0	10.3	0.0	0.0	20.2
800	593886.20	4782615.62	0.10	0	D	3150	43.6	-13.7	0.0	10.1	0.0	0.0	19.8
800	593886.20	4782615.62	0.10	0	D	4000	41.9	-13.7	0.0	8.1	0.0	0.0	20.1
800	593886.20	4782615.62	0.10	0	D	5000	40.1	-13.7	0.0	5.9	0.0	0.0	20.5
800	593886.20	4782615.62	0.10	0	D	6300	38.0	-13.7	0.0	5.9	0.0	0.0	18.4
800	593886.20	4782615.62	0.10	0	D	8000	35.2	-13.7	0.0	5.9	0.0	0.0	15.6
800	593886.20	4782615.62	0.10	0	D	10000	31.6	-13.7	0.0	5.9	0.0	0.0	12.0
800	593886.20	4782615.62	0.10	0	N	50	21.1	-13.7	0.0	-6.0	0.0	0.0	13.4
800	593886.20	4782615.62	0.10	0	N	63	28.4	-13.7	0.0	-5.9	0.0	0.0	20.6
800	593886.20	4782615.62	0.10	0	N	80	32.6	-13.7	0.0	-5.9	0.0	0.0	24.8
800	593886.20	4782615.62	0.10	0	N	100	34.9	-13.7	0.0	-5.9	0.0	0.0	27.1
800	593886.20	4782615.62	0.10	0	N	125	36.4	-13.7	0.0	-5.8	0.0	0.0	28.5
800	593886.20	4782615.62	0.10	0	N	160	38.2	-13.7	0.0	-5.6	0.0	0.0	30.1
800	593886.20	4782615.62	0.10	0	N	200	40.2	-13.7	0.0	-5.4	0.0	0.0	31.9
800	593886.20	4782615.62	0.10	0	N	250	43.4	-13.7	0.0	-5.1	0.0	0.0	34.8
800	593886.20	4782615.62	0.10	0	N	315	43.9	-13.7	0.0	-4.6	0.0	0.0	34.8
800	593886.20	4782615.62	0.10	0	N	400	44.3	-13.7	0.0	-3.8	0.0	0.0	34.4
800	593886.20	4782615.62	0.10	0	N	500	46.7	-13.7	0.0	-2.7	0.0	0.0	35.7
800	593886.20	4782615.62	0.10	0	N	630	48.2	-13.7	0.0	-1.1	0.0	0.0	35.7
800	593886.20	4782615.62	0.10	0	N	800	47.0	-13.7	0.0	0.9	0.0	0.0	32.4
800	593886.20	4782615.62	0.10	0	N	1000	47.6	-13.7	0.0	3.1	0.0	0.0	30.9
800	593886.20	4782615.62	0.10	0	N	1250	46.6	-13.7	0.0	5.0	0.0	0.0	27.8
800	593886.20	4782615.62	0.10	0	N	1600	45.9	-13.7	0.0	7.1	0.0	0.0	25.1
800	593886.20	4782615.62	0.10	0	N	2000	45.2	-13.7	0.0	8.9	0.0	0.0	22.5
800	593886.20	4782615.62	0.10	0	N	2500	44.1	-13.7	0.0	10.3	0.0	0.0	20.1
800	593886.20	4782615.62	0.10	0	N	3150	43.5	-13.7	0.0	10.1	0.0	0.0	19.7
800	593886.20	4782615.62	0.10	0	N	4000	41.8	-13.7	0.0	8.1	0.0	0.0	20.1
800	593886.20	4782615.62	0.10	0	N	5000	40.0	-13.7	0.0	5.9	0.0	0.0	20.4
800	593886.20	4782615.62	0.10	0	N	6300	37.9	-13.7	0.0	5.9	0.0	0.0	18.3
800	593886.20	4782615.62	0.10	0	N	8000	35.1	-13.7	0.0	5.9	0.0	0.0	15.6
800	593886.20	4782615.62	0.10	0	N	10000	31.5	-13.7	0.0	5.9	0.0	0.0	11.9
816	593897.33	4782612.17	0.10	0	D	50	21.2	-11.6	0.0	-6.0	0.0	0.0	15.6
816	593897.33	4782612.17	0.10	0	D	63	28.5	-11.6	0.0	-5.9	0.0	0.0	22.8
816	593897.33	4782612.17	0.10	0	D	80	32.7	-11.6	0.0	-5.9	0.0	0.0	27.0
816	593897.33	4782612.17	0.10	0	D	100	35.0	-11.6	0.0	-5.9	0.0	0.0	29.2
816	593897.33	4782612.17	0.10	0	D	125	36.5	-11.6	0.0	-5.8	0.0	0.0	30.7
816	593897.33	4782612.17	0.10	0	D	160	38.2	-11.6	0.0	-5.6	0.0	0.0	32.3
816	593897.33	4782612.17	0.10	0	D	200	40.3	-11.6	0.0	-5.4	0.0	0.0	34.1
816	593897.33	4782612.17	0.10	0	D	250	43.5	-11.6	0.0	-5.0	0.0	0.0	36.9
816	593897.33	4782612.17	0.10	0	D	315	44.0	-11.6	0.0	-4.5	0.0	0.0	36.9
816	593897.33	4782612.17	0.10	0	D	400	44.4	-11.6	0.0	-3.6	0.0	0.0	36.4
816	593897.33	4782612.17	0.10	0	D	500	46.8	-11.6	0.0	-2.5	0.0	0.0	37.6
816	593897.33	4782612.17	0.10	0	D	630	48.3	-11.6	0.0	-0.8	0.0	0.0	37.5
816	593897.33	4782612.17	0.10	0	D	800	47.1	-11.6	0.0	1.5	0.0	0.0	34.0
816	593897.33	4782612.17	0.10	0	D	1000	47.7	-11.6	0.0	3.8	0.0	0.0	32.4
816	593897.33	4782612.17	0.10	0	D	1250	46.6	-11.6	0.0	5.8	0.0	0.0	29.3

Road, TNM, Name: "Rymal 6 eastbound", ID: "!01!Rymal6_EB"													
Nr.	X	Y	Z	Refl.	DEN	Freq.	Lw	Ad	Aair	Agr	Afol	RL	Lr
	(m)	(m)	(m)			(Hz)	dB(A)	(dB)	(dB)	(dB)	(dB)	(dB)	dB(A)
816	593897.33	4782612.17	0.10	0	D	1600	46.0	-11.6	0.0	7.8	0.0	0.0	26.6
816	593897.33	4782612.17	0.10	0	D	2000	45.2	-11.6	0.0	9.7	0.0	0.0	24.0
816	593897.33	4782612.17	0.10	0	D	2500	44.2	-11.6	0.0	11.1	0.0	0.0	21.5
816	593897.33	4782612.17	0.10	0	D	3150	43.6	-11.6	0.0	10.9	0.0	0.0	21.1
816	593897.33	4782612.17	0.10	0	D	4000	41.9	-11.6	0.0	8.9	0.0	0.0	21.4
816	593897.33	4782612.17	0.10	0	D	5000	40.1	-11.6	0.0	6.8	0.0	0.0	21.7
816	593897.33	4782612.17	0.10	0	D	6300	38.0	-11.6	0.0	6.8	0.0	0.0	19.6
816	593897.33	4782612.17	0.10	0	D	8000	35.2	-11.6	0.0	6.8	0.0	0.0	16.8
816	593897.33	4782612.17	0.10	0	D	10000	31.6	-11.6	0.0	6.8	0.0	0.0	13.2
816	593897.33	4782612.17	0.10	0	N	50	21.1	-11.6	0.0	-6.0	0.0	0.0	15.5
816	593897.33	4782612.17	0.10	0	N	63	28.4	-11.6	0.0	-5.9	0.0	0.0	22.8
816	593897.33	4782612.17	0.10	0	N	80	32.6	-11.6	0.0	-5.9	0.0	0.0	26.9
816	593897.33	4782612.17	0.10	0	N	100	34.9	-11.6	0.0	-5.9	0.0	0.0	29.2
816	593897.33	4782612.17	0.10	0	N	125	36.4	-11.6	0.0	-5.8	0.0	0.0	30.6
816	593897.33	4782612.17	0.10	0	N	160	38.2	-11.6	0.0	-5.6	0.0	0.0	32.2
816	593897.33	4782612.17	0.10	0	N	200	40.2	-11.6	0.0	-5.4	0.0	0.0	34.0
816	593897.33	4782612.17	0.10	0	N	250	43.4	-11.6	0.0	-5.0	0.0	0.0	36.9
816	593897.33	4782612.17	0.10	0	N	315	43.9	-11.6	0.0	-4.5	0.0	0.0	36.8
816	593897.33	4782612.17	0.10	0	N	400	44.3	-11.6	0.0	-3.6	0.0	0.0	36.4
816	593897.33	4782612.17	0.10	0	N	500	46.7	-11.6	0.0	-2.5	0.0	0.0	37.6
816	593897.33	4782612.17	0.10	0	N	630	48.2	-11.6	0.0	-0.8	0.0	0.0	37.4
816	593897.33	4782612.17	0.10	0	N	800	47.0	-11.6	0.0	1.5	0.0	0.0	34.0
816	593897.33	4782612.17	0.10	0	N	1000	47.6	-11.6	0.0	3.8	0.0	0.0	32.3
816	593897.33	4782612.17	0.10	0	N	1250	46.6	-11.6	0.0	5.8	0.0	0.0	29.2
816	593897.33	4782612.17	0.10	0	N	1600	45.9	-11.6	0.0	7.8	0.0	0.0	26.5
816	593897.33	4782612.17	0.10	0	N	2000	45.2	-11.6	0.0	9.7	0.0	0.0	23.9
816	593897.33	4782612.17	0.10	0	N	2500	44.1	-11.6	0.0	11.1	0.0	0.0	21.5
816	593897.33	4782612.17	0.10	0	N	3150	43.5	-11.6	0.0	10.9	0.0	0.0	21.0
816	593897.33	4782612.17	0.10	0	N	4000	41.8	-11.6	0.0	8.9	0.0	0.0	21.3
816	593897.33	4782612.17	0.10	0	N	5000	40.0	-11.6	0.0	6.8	0.0	0.0	21.6
816	593897.33	4782612.17	0.10	0	N	6300	37.9	-11.6	0.0	6.8	0.0	0.0	19.5
816	593897.33	4782612.17	0.10	0	N	8000	35.1	-11.6	0.0	6.8	0.0	0.0	16.8
816	593897.33	4782612.17	0.10	0	N	10000	31.5	-11.6	0.0	6.8	0.0	0.0	13.1
831	593912.17	4782607.57	0.10	0	D	50	21.2	-13.7	0.0	-6.0	0.0	0.0	13.5
831	593912.17	4782607.57	0.10	0	D	63	28.5	-13.7	0.0	-5.9	0.0	0.0	20.7
831	593912.17	4782607.57	0.10	0	D	80	32.7	-13.7	0.0	-5.9	0.0	0.0	24.9
831	593912.17	4782607.57	0.10	0	D	100	35.0	-13.7	0.0	-5.8	0.0	0.0	27.1
831	593912.17	4782607.57	0.10	0	D	125	36.5	-13.7	0.0	-5.8	0.0	0.0	28.6
831	593912.17	4782607.57	0.10	0	D	160	38.2	-13.7	0.0	-5.6	0.0	0.0	30.2
831	593912.17	4782607.57	0.10	0	D	200	40.3	-13.7	0.0	-5.3	0.0	0.0	31.9
831	593912.17	4782607.57	0.10	0	D	250	43.5	-13.7	0.0	-4.9	0.0	0.0	34.7
831	593912.17	4782607.57	0.10	0	D	315	44.0	-13.7	0.0	-4.3	0.0	0.0	34.6
831	593912.17	4782607.57	0.10	0	D	400	44.4	-13.7	0.0	-3.3	0.0	0.0	34.0
831	593912.17	4782607.57	0.10	0	D	500	46.8	-13.7	0.0	-1.8	0.0	0.0	34.9
831	593912.17	4782607.57	0.10	0	D	630	48.3	-13.7	0.0	0.3	0.0	0.0	34.3
831	593912.17	4782607.57	0.10	0	D	800	47.1	-13.7	0.0	3.1	0.0	0.0	30.4
831	593912.17	4782607.57	0.10	0	D	1000	47.7	-13.7	0.0	5.7	0.0	0.0	28.4
831	593912.17	4782607.57	0.10	0	D	1250	46.6	-13.7	0.0	7.7	0.0	0.0	25.2
831	593912.17	4782607.57	0.10	0	D	1600	46.0	-13.7	0.0	9.7	0.0	0.0	22.6
831	593912.17	4782607.57	0.10	0	D	2000	45.2	-13.7	0.0	11.6	0.0	0.0	20.0
831	593912.17	4782607.57	0.10	0	D	2500	44.2	-13.7	0.0	13.0	0.0	0.0	17.5
831	593912.17	4782607.57	0.10	0	D	3150	43.6	-13.7	0.0	12.9	0.0	0.0	17.0
831	593912.17	4782607.57	0.10	0	D	4000	41.9	-13.7	0.0	11.1	0.0	0.0	17.2
831	593912.17	4782607.57	0.10	0	D	5000	40.1	-13.7	0.0	9.1	0.0	0.0	17.3
831	593912.17	4782607.57	0.10	0	D	6300	38.0	-13.7	0.0	9.1	0.0	0.0	15.2
831	593912.17	4782607.57	0.10	0	D	8000	35.2	-13.7	0.0	9.1	0.0	0.0	12.4
831	593912.17	4782607.57	0.10	0	D	10000	31.6	-13.7	0.0	9.1	0.0	0.0	8.8
831	593912.17	4782607.57	0.10	0	N	50	21.1	-13.7	0.0	-6.0	0.0	0.0	13.5
831	593912.17	4782607.57	0.10	0	N	63	28.4	-13.7	0.0	-5.9	0.0	0.0	20.7
831	593912.17	4782607.57	0.10	0	N	80	32.6	-13.7	0.0	-5.9	0.0	0.0	24.8
831	593912.17	4782607.57	0.10	0	N	100	34.9	-13.7	0.0	-5.8	0.0	0.0	27.1
831	593912.17	4782607.57	0.10	0	N	125	36.4	-13.7	0.0	-5.8	0.0	0.0	28.5
831	593912.17	4782607.57	0.10	0	N	160	38.2	-13.7	0.0	-5.6	0.0	0.0	30.1

Road, TNM, Name: "Rymal 6 eastbound", ID: "!01!Rymal6_EB"													
Nr.	X	Y	Z	Refl.	DEN	Freq.	Lw	Ad	Aair	Agr	Afol	RL	Lr
	(m)	(m)	(m)			(Hz)	dB(A)	(dB)	(dB)	(dB)	(dB)	(dB)	dB(A)
831	593912.17	4782607.57	0.10	0	N	200	40.2	-13.7	0.0	-5.3	0.0	0.0	31.9
831	593912.17	4782607.57	0.10	0	N	250	43.4	-13.7	0.0	-4.9	0.0	0.0	34.7
831	593912.17	4782607.57	0.10	0	N	315	43.9	-13.7	0.0	-4.3	0.0	0.0	34.5
831	593912.17	4782607.57	0.10	0	N	400	44.3	-13.7	0.0	-3.3	0.0	0.0	33.9
831	593912.17	4782607.57	0.10	0	N	500	46.7	-13.7	0.0	-1.8	0.0	0.0	34.9
831	593912.17	4782607.57	0.10	0	N	630	48.2	-13.7	0.0	0.3	0.0	0.0	34.3
831	593912.17	4782607.57	0.10	0	N	800	47.0	-13.7	0.0	3.1	0.0	0.0	30.3
831	593912.17	4782607.57	0.10	0	N	1000	47.6	-13.7	0.0	5.7	0.0	0.0	28.3
831	593912.17	4782607.57	0.10	0	N	1250	46.6	-13.7	0.0	7.7	0.0	0.0	25.2
831	593912.17	4782607.57	0.10	0	N	1600	45.9	-13.7	0.0	9.7	0.0	0.0	22.5
831	593912.17	4782607.57	0.10	0	N	2000	45.2	-13.7	0.0	11.6	0.0	0.0	19.9
831	593912.17	4782607.57	0.10	0	N	2500	44.1	-13.7	0.0	13.0	0.0	0.0	17.5
831	593912.17	4782607.57	0.10	0	N	3150	43.5	-13.7	0.0	12.9	0.0	0.0	17.0
831	593912.17	4782607.57	0.10	0	N	4000	41.8	-13.7	0.0	11.1	0.0	0.0	17.1
831	593912.17	4782607.57	0.10	0	N	5000	40.0	-13.7	0.0	9.1	0.0	0.0	17.2
831	593912.17	4782607.57	0.10	0	N	6300	37.9	-13.7	0.0	9.1	0.0	0.0	15.1
831	593912.17	4782607.57	0.10	0	N	8000	35.1	-13.7	0.0	9.1	0.0	0.0	12.4
831	593912.17	4782607.57	0.10	0	N	10000	31.5	-13.7	0.0	9.1	0.0	0.0	8.7
864	593931.52	4782601.57	0.10	0	D	50	21.2	-14.4	0.0	-6.0	0.0	0.0	12.8
864	593931.52	4782601.57	0.10	0	D	63	28.5	-14.4	0.0	-5.9	0.0	0.0	20.0
864	593931.52	4782601.57	0.10	0	D	80	32.7	-14.4	0.0	-5.9	0.0	0.0	24.2
864	593931.52	4782601.57	0.10	0	D	100	35.0	-14.4	0.0	-5.8	0.0	0.0	26.4
864	593931.52	4782601.57	0.10	0	D	125	36.5	-14.4	0.0	-5.7	0.0	0.0	27.9
864	593931.52	4782601.57	0.10	0	D	160	38.2	-14.4	0.0	-5.5	0.0	0.0	29.4
864	593931.52	4782601.57	0.10	0	D	200	40.3	-14.4	0.0	-5.3	0.0	0.0	31.2
864	593931.52	4782601.57	0.10	0	D	250	43.5	-14.4	0.0	-4.8	0.0	0.0	33.9
864	593931.52	4782601.57	0.10	0	D	315	44.0	-14.4	0.0	-4.0	0.0	0.0	33.6
864	593931.52	4782601.57	0.10	0	D	400	44.4	-14.4	0.0	-2.7	0.0	0.0	32.7
864	593931.52	4782601.57	0.10	0	D	500	46.8	-14.4	0.0	-0.8	0.0	0.0	33.2
864	593931.52	4782601.57	0.10	0	D	630	48.3	-14.4	0.0	2.0	0.0	0.0	31.9
864	593931.52	4782601.57	0.10	0	D	800	47.1	-14.4	0.0	5.7	0.0	0.0	27.1
864	593931.52	4782601.57	0.10	0	D	1000	47.7	-14.4	0.0	8.5	0.0	0.0	24.8
864	593931.52	4782601.57	0.10	0	D	1250	46.6	-14.4	0.0	10.4	0.0	0.0	21.9
864	593931.52	4782601.57	0.10	0	D	1600	46.0	-14.4	0.0	12.3	0.0	0.0	19.3
864	593931.52	4782601.57	0.10	0	D	2000	45.2	-14.4	0.0	14.2	0.0	0.0	16.7
864	593931.52	4782601.57	0.10	0	D	2500	44.2	-14.4	0.0	15.7	0.0	0.0	14.2
864	593931.52	4782601.57	0.10	0	D	3150	43.6	-14.4	0.0	15.7	0.0	0.0	13.5
864	593931.52	4782601.57	0.10	0	D	4000	41.9	-14.4	0.0	14.1	0.0	0.0	13.4
864	593931.52	4782601.57	0.10	0	D	5000	40.1	-14.4	0.0	12.5	0.0	0.0	13.3
864	593931.52	4782601.57	0.10	0	D	6300	38.0	-14.4	0.0	12.5	0.0	0.0	11.1
864	593931.52	4782601.57	0.10	0	D	8000	35.2	-14.4	0.0	12.5	0.0	0.0	8.4
864	593931.52	4782601.57	0.10	0	D	10000	31.6	-14.4	0.0	12.5	0.0	0.0	4.8
864	593931.52	4782601.57	0.10	0	N	50	21.1	-14.4	0.0	-6.0	0.0	0.0	12.8
864	593931.52	4782601.57	0.10	0	N	63	28.4	-14.4	0.0	-5.9	0.0	0.0	20.0
864	593931.52	4782601.57	0.10	0	N	80	32.6	-14.4	0.0	-5.9	0.0	0.0	24.2
864	593931.52	4782601.57	0.10	0	N	100	34.9	-14.4	0.0	-5.8	0.0	0.0	26.4
864	593931.52	4782601.57	0.10	0	N	125	36.4	-14.4	0.0	-5.7	0.0	0.0	27.8
864	593931.52	4782601.57	0.10	0	N	160	38.2	-14.4	0.0	-5.5	0.0	0.0	29.4
864	593931.52	4782601.57	0.10	0	N	200	40.2	-14.4	0.0	-5.3	0.0	0.0	31.1
864	593931.52	4782601.57	0.10	0	N	250	43.4	-14.4	0.0	-4.8	0.0	0.0	33.8
864	593931.52	4782601.57	0.10	0	N	315	43.9	-14.4	0.0	-4.0	0.0	0.0	33.6
864	593931.52	4782601.57	0.10	0	N	400	44.3	-14.4	0.0	-2.7	0.0	0.0	32.7
864	593931.52	4782601.57	0.10	0	N	500	46.7	-14.4	0.0	-0.8	0.0	0.0	33.2
864	593931.52	4782601.57	0.10	0	N	630	48.2	-14.4	0.0	2.0	0.0	0.0	31.8
864	593931.52	4782601.57	0.10	0	N	800	47.0	-14.4	0.0	5.7	0.0	0.0	27.0
864	593931.52	4782601.57	0.10	0	N	1000	47.6	-14.4	0.0	8.5	0.0	0.0	24.8
864	593931.52	4782601.57	0.10	0	N	1250	46.6	-14.4	0.0	10.4	0.0	0.0	21.8
864	593931.52	4782601.57	0.10	0	N	1600	45.9	-14.4	0.0	12.3	0.0	0.0	19.2
864	593931.52	4782601.57	0.10	0	N	2000	45.2	-14.4	0.0	14.2	0.0	0.0	16.6
864	593931.52	4782601.57	0.10	0	N	2500	44.1	-14.4	0.0	15.7	0.0	0.0	14.1
864	593931.52	4782601.57	0.10	0	N	3150	43.5	-14.4	0.0	15.7	0.0	0.0	13.4
864	593931.52	4782601.57	0.10	0	N	4000	41.8	-14.4	0.0	14.1	0.0	0.0	13.4
864	593931.52	4782601.57	0.10	0	N	5000	40.0	-14.4	0.0	12.5	0.0	0.0	13.2

Road, TNM, Name: "Rymal 6 eastbound", ID: "!01!Rymal6_EB"													
Nr.	X	Y	Z	Refl.	DEN	Freq.	Lw	Ad	Aair	Agr	Afol	RL	Lr
	(m)	(m)	(m)			(Hz)	dB(A)	(dB)	(dB)	(dB)	(dB)	(dB)	dB(A)
864	593931.52	4782601.57	0.10	0	N	6300	37.9	-14.4	0.0	12.5	0.0	0.0	11.1
864	593931.52	4782601.57	0.10	0	N	8000	35.1	-14.4	0.0	12.5	0.0	0.0	8.3
864	593931.52	4782601.57	0.10	0	N	10000	31.5	-14.4	0.0	12.5	0.0	0.0	4.7
885	593955.36	4782594.17	0.10	0	D	50	21.2	-17.2	0.0	-6.0	0.0	0.0	10.0
885	593955.36	4782594.17	0.10	0	D	63	28.5	-17.2	0.0	-5.9	0.0	0.0	17.2
885	593955.36	4782594.17	0.10	0	D	80	32.7	-17.2	0.0	-5.9	0.0	0.0	21.3
885	593955.36	4782594.17	0.10	0	D	100	35.0	-17.2	0.0	-5.8	0.0	0.0	23.5
885	593955.36	4782594.17	0.10	0	D	125	36.5	-17.2	0.0	-5.7	0.0	0.0	25.0
885	593955.36	4782594.17	0.10	0	D	160	38.2	-17.2	0.0	-5.5	0.0	0.0	26.5
885	593955.36	4782594.17	0.10	0	D	200	40.3	-17.2	0.0	-5.1	0.0	0.0	28.2
885	593955.36	4782594.17	0.10	0	D	250	43.5	-17.2	0.0	-4.6	0.0	0.0	30.8
885	593955.36	4782594.17	0.10	0	D	315	44.0	-17.2	0.0	-3.6	0.0	0.0	30.3
885	593955.36	4782594.17	0.10	0	D	400	44.4	-17.2	0.0	-1.9	0.0	0.0	29.1
885	593955.36	4782594.17	0.10	0	D	500	46.8	-17.2	0.0	0.5	0.0	0.0	29.0
885	593955.36	4782594.17	0.10	0	D	630	48.3	-17.2	0.0	4.3	0.0	0.0	26.7
885	593955.36	4782594.17	0.10	0	D	800	47.1	-17.2	0.0	8.9	0.0	0.0	21.0
885	593955.36	4782594.17	0.10	0	D	1000	47.7	-17.2	0.0	11.6	0.0	0.0	18.9
885	593955.36	4782594.17	0.10	0	D	1250	46.6	-17.2	0.0	13.2	0.0	0.0	16.2
885	593955.36	4782594.17	0.10	0	D	1600	46.0	-17.2	0.0	15.1	0.0	0.0	13.6
885	593955.36	4782594.17	0.10	0	D	2000	45.2	-17.2	0.0	17.0	0.0	0.0	11.0
885	593955.36	4782594.17	0.10	0	D	2500	44.2	-17.2	0.0	18.6	0.0	0.0	8.4
885	593955.36	4782594.17	0.10	0	D	3150	43.6	-17.2	0.0	18.8	0.0	0.0	7.5
885	593955.36	4782594.17	0.10	0	D	4000	41.9	-17.2	0.0	17.5	0.0	0.0	7.2
885	593955.36	4782594.17	0.10	0	D	5000	40.1	-17.2	0.0	16.2	0.0	0.0	6.6
885	593955.36	4782594.17	0.10	0	D	6300	38.0	-17.2	0.0	16.2	0.0	0.0	4.5
885	593955.36	4782594.17	0.10	0	D	8000	35.2	-17.2	0.0	16.2	0.0	0.0	1.8
885	593955.36	4782594.17	0.10	0	N	50	21.1	-17.2	0.0	-6.0	0.0	0.0	9.9
885	593955.36	4782594.17	0.10	0	N	63	28.4	-17.2	0.0	-5.9	0.0	0.0	17.1
885	593955.36	4782594.17	0.10	0	N	80	32.6	-17.2	0.0	-5.9	0.0	0.0	21.3
885	593955.36	4782594.17	0.10	0	N	100	34.9	-17.2	0.0	-5.8	0.0	0.0	23.5
885	593955.36	4782594.17	0.10	0	N	125	36.4	-17.2	0.0	-5.7	0.0	0.0	24.9
885	593955.36	4782594.17	0.10	0	N	160	38.2	-17.2	0.0	-5.5	0.0	0.0	26.4
885	593955.36	4782594.17	0.10	0	N	200	40.2	-17.2	0.0	-5.1	0.0	0.0	28.1
885	593955.36	4782594.17	0.10	0	N	250	43.4	-17.2	0.0	-4.6	0.0	0.0	30.7
885	593955.36	4782594.17	0.10	0	N	315	43.9	-17.2	0.0	-3.6	0.0	0.0	30.3
885	593955.36	4782594.17	0.10	0	N	400	44.3	-17.2	0.0	-1.9	0.0	0.0	29.0
885	593955.36	4782594.17	0.10	0	N	500	46.7	-17.2	0.0	0.5	0.0	0.0	28.9
885	593955.36	4782594.17	0.10	0	N	630	48.2	-17.2	0.0	4.3	0.0	0.0	26.6
885	593955.36	4782594.17	0.10	0	N	800	47.0	-17.2	0.0	8.9	0.0	0.0	20.9
885	593955.36	4782594.17	0.10	0	N	1000	47.6	-17.2	0.0	11.6	0.0	0.0	18.8
885	593955.36	4782594.17	0.10	0	N	1250	46.6	-17.2	0.0	13.2	0.0	0.0	16.1
885	593955.36	4782594.17	0.10	0	N	1600	45.9	-17.2	0.0	15.1	0.0	0.0	13.6
885	593955.36	4782594.17	0.10	0	N	2000	45.2	-17.2	0.0	17.0	0.0	0.0	10.9
885	593955.36	4782594.17	0.10	0	N	2500	44.1	-17.2	0.0	18.6	0.0	0.0	8.3
885	593955.36	4782594.17	0.10	0	N	3150	43.5	-17.2	0.0	18.8	0.0	0.0	7.5
885	593955.36	4782594.17	0.10	0	N	4000	41.8	-17.2	0.0	17.5	0.0	0.0	7.1
885	593955.36	4782594.17	0.10	0	N	5000	40.0	-17.2	0.0	16.2	0.0	0.0	6.6
885	593955.36	4782594.17	0.10	0	N	6300	37.9	-17.2	0.0	16.2	0.0	0.0	4.4
885	593955.36	4782594.17	0.10	0	N	8000	35.1	-17.2	0.0	16.2	0.0	0.0	1.7
889	593991.13	4782583.08	0.10	0	D	50	21.2	-17.3	0.0	-6.0	0.0	0.0	9.9
889	593991.13	4782583.08	0.10	0	D	63	28.5	-17.3	0.0	-5.9	0.0	0.0	17.1
889	593991.13	4782583.08	0.10	0	D	80	32.7	-17.3	0.0	-5.9	0.0	0.0	21.2
889	593991.13	4782583.08	0.10	0	D	100	35.0	-17.3	0.0	-5.8	0.0	0.0	23.4
889	593991.13	4782583.08	0.10	0	D	125	36.5	-17.3	0.0	-5.6	0.0	0.0	24.8
889	593991.13	4782583.08	0.10	0	D	160	38.2	-17.3	0.0	-5.4	0.0	0.0	26.3
889	593991.13	4782583.08	0.10	0	D	200	40.3	-17.3	0.0	-5.0	0.0	0.0	27.9
889	593991.13	4782583.08	0.10	0	D	250	43.5	-17.3	0.0	-4.2	0.0	0.0	30.4
889	593991.13	4782583.08	0.10	0	D	315	44.0	-17.3	0.0	-3.0	0.0	0.0	29.7
889	593991.13	4782583.08	0.10	0	D	400	44.4	-17.3	0.0	-0.8	0.0	0.0	27.8
889	593991.13	4782583.08	0.10	0	D	500	46.8	-17.3	0.0	2.6	0.0	0.0	26.9
889	593991.13	4782583.08	0.10	0	D	630	48.3	-17.3	0.0	7.8	0.0	0.0	23.2
889	593991.13	4782583.08	0.10	0	D	800	47.1	-17.3	0.0	13.0	0.0	0.0	16.8
889	593991.13	4782583.08	0.10	0	D	1000	47.7	-17.3	0.0	15.0	0.0	0.0	15.4

Road, TNM, Name: "Rymal 6 eastbound", ID: "!01!Rymal6_EB"													
Nr.	X	Y	Z	Refl.	DEN	Freq.	Lw	Ad	Aair	Agr	Afol	RL	Lr
	(m)	(m)	(m)			(Hz)	dB(A)	(dB)	(dB)	(dB)	(dB)	(dB)	dB(A)
889	593991.13	4782583.08	0.10	0	D	1250	46.6	-17.3	0.0	16.5	0.0	0.0	12.8
889	593991.13	4782583.08	0.10	0	D	1600	46.0	-17.3	0.0	18.4	0.0	0.0	10.3
889	593991.13	4782583.08	0.10	0	D	2000	45.2	-17.3	0.0	20.4	0.0	0.0	7.6
889	593991.13	4782583.08	0.10	0	D	2500	44.2	-17.3	0.0	22.1	0.0	0.0	4.8
889	593991.13	4782583.08	0.10	0	D	3150	43.6	-17.3	0.0	22.5	0.0	0.0	3.7
889	593991.13	4782583.08	0.10	0	D	4000	41.9	-17.3	0.0	21.7	0.0	0.0	2.9
889	593991.13	4782583.08	0.10	0	D	5000	40.1	-17.3	0.0	21.0	0.0	0.0	1.8
889	593991.13	4782583.08	0.10	0	N	50	21.1	-17.3	0.0	-6.0	0.0	0.0	9.8
889	593991.13	4782583.08	0.10	0	N	63	28.4	-17.3	0.0	-5.9	0.0	0.0	17.0
889	593991.13	4782583.08	0.10	0	N	80	32.6	-17.3	0.0	-5.9	0.0	0.0	21.2
889	593991.13	4782583.08	0.10	0	N	100	34.9	-17.3	0.0	-5.8	0.0	0.0	23.4
889	593991.13	4782583.08	0.10	0	N	125	36.4	-17.3	0.0	-5.6	0.0	0.0	24.8
889	593991.13	4782583.08	0.10	0	N	160	38.2	-17.3	0.0	-5.4	0.0	0.0	26.3
889	593991.13	4782583.08	0.10	0	N	200	40.2	-17.3	0.0	-5.0	0.0	0.0	27.9
889	593991.13	4782583.08	0.10	0	N	250	43.4	-17.3	0.0	-4.2	0.0	0.0	30.4
889	593991.13	4782583.08	0.10	0	N	315	43.9	-17.3	0.0	-3.0	0.0	0.0	29.6
889	593991.13	4782583.08	0.10	0	N	400	44.3	-17.3	0.0	-0.8	0.0	0.0	27.8
889	593991.13	4782583.08	0.10	0	N	500	46.7	-17.3	0.0	2.6	0.0	0.0	26.8
889	593991.13	4782583.08	0.10	0	N	630	48.2	-17.3	0.0	7.8	0.0	0.0	23.1
889	593991.13	4782583.08	0.10	0	N	800	47.0	-17.3	0.0	13.0	0.0	0.0	16.8
889	593991.13	4782583.08	0.10	0	N	1000	47.6	-17.3	0.0	15.0	0.0	0.0	15.3
889	593991.13	4782583.08	0.10	0	N	1250	46.6	-17.3	0.0	16.5	0.0	0.0	12.8
889	593991.13	4782583.08	0.10	0	N	1600	45.9	-17.3	0.0	18.4	0.0	0.0	10.2
889	593991.13	4782583.08	0.10	0	N	2000	45.2	-17.3	0.0	20.4	0.0	0.0	7.5
889	593991.13	4782583.08	0.10	0	N	2500	44.1	-17.3	0.0	22.1	0.0	0.0	4.7
889	593991.13	4782583.08	0.10	0	N	3150	43.5	-17.3	0.0	22.5	0.0	0.0	3.7
889	593991.13	4782583.08	0.10	0	N	4000	41.8	-17.3	0.0	21.7	0.0	0.0	2.9
889	593991.13	4782583.08	0.10	0	N	5000	40.0	-17.3	0.0	21.0	0.0	0.0	1.7
904	594038.82	4782568.29	0.10	0	D	50	21.2	-20.4	0.0	-6.0	0.0	0.0	6.8
904	594038.82	4782568.29	0.10	0	D	63	28.5	-20.4	0.0	-5.9	0.0	0.0	13.9
904	594038.82	4782568.29	0.10	0	D	80	32.7	-20.4	0.0	-5.8	0.0	0.0	18.1
904	594038.82	4782568.29	0.10	0	D	100	35.0	-20.4	0.0	-5.7	0.0	0.0	20.3
904	594038.82	4782568.29	0.10	0	D	125	36.5	-20.4	0.0	-5.6	0.0	0.0	21.6
904	594038.82	4782568.29	0.10	0	D	160	38.2	-20.4	0.0	-5.2	0.0	0.0	23.1
904	594038.82	4782568.29	0.10	0	D	200	40.3	-20.4	0.0	-4.7	0.0	0.0	24.6
904	594038.82	4782568.29	0.10	0	D	250	43.5	-20.4	0.0	-3.8	0.0	0.0	26.9
904	594038.82	4782568.29	0.10	0	D	315	44.0	-20.4	0.0	-2.2	0.0	0.0	25.7
904	594038.82	4782568.29	0.10	0	D	400	44.4	-20.4	0.0	0.8	0.0	0.0	23.2
904	594038.82	4782568.29	0.10	0	D	500	46.8	-20.4	0.0	5.3	0.0	0.0	21.0
904	594038.82	4782568.29	0.10	0	D	630	48.3	-20.4	0.0	12.0	0.0	0.0	15.8
904	594038.82	4782568.29	0.10	0	D	800	47.1	-20.4	0.0	16.8	0.0	0.0	9.9
904	594038.82	4782568.29	0.10	0	D	1000	47.7	-20.4	0.0	18.3	0.0	0.0	9.0
904	594038.82	4782568.29	0.10	0	D	1250	46.6	-20.4	0.0	19.7	0.0	0.0	6.5
904	594038.82	4782568.29	0.10	0	D	1600	46.0	-20.4	0.0	21.7	0.0	0.0	3.9
904	594038.82	4782568.29	0.10	0	D	2000	45.2	-20.4	0.0	23.8	0.0	0.0	1.1
904	594038.82	4782568.29	0.10	0	N	50	21.1	-20.4	0.0	-6.0	0.0	0.0	6.7
904	594038.82	4782568.29	0.10	0	N	63	28.4	-20.4	0.0	-5.9	0.0	0.0	13.9
904	594038.82	4782568.29	0.10	0	N	80	32.6	-20.4	0.0	-5.8	0.0	0.0	18.0
904	594038.82	4782568.29	0.10	0	N	100	34.9	-20.4	0.0	-5.7	0.0	0.0	20.2
904	594038.82	4782568.29	0.10	0	N	125	36.4	-20.4	0.0	-5.6	0.0	0.0	21.6
904	594038.82	4782568.29	0.10	0	N	160	38.2	-20.4	0.0	-5.2	0.0	0.0	23.0
904	594038.82	4782568.29	0.10	0	N	200	40.2	-20.4	0.0	-4.7	0.0	0.0	24.5
904	594038.82	4782568.29	0.10	0	N	250	43.4	-20.4	0.0	-3.8	0.0	0.0	26.8
904	594038.82	4782568.29	0.10	0	N	315	43.9	-20.4	0.0	-2.2	0.0	0.0	25.6
904	594038.82	4782568.29	0.10	0	N	400	44.3	-20.4	0.0	0.8	0.0	0.0	23.1
904	594038.82	4782568.29	0.10	0	N	500	46.7	-20.4	0.0	5.3	0.0	0.0	20.9
904	594038.82	4782568.29	0.10	0	N	630	48.2	-20.4	0.0	12.0	0.0	0.0	15.8
904	594038.82	4782568.29	0.10	0	N	800	47.0	-20.4	0.0	16.8	0.0	0.0	9.8
904	594038.82	4782568.29	0.10	0	N	1000	47.6	-20.4	0.0	18.3	0.0	0.0	8.9
904	594038.82	4782568.29	0.10	0	N	1250	46.6	-20.4	0.0	19.7	0.0	0.0	6.4
904	594038.82	4782568.29	0.10	0	N	1600	45.9	-20.4	0.0	21.7	0.0	0.0	3.8
904	594038.82	4782568.29	0.10	0	N	2000	45.2	-20.4	0.0	23.8	0.0	0.0	1.0
907	594086.52	4782553.49	0.10	0	D	50	21.2	-22.7	0.0	-6.0	0.0	0.0	4.5

Road, TNM, Name: "Rymal 6 eastbound", ID: "!01!Rymal6_EB"													
Nr.	X	Y	Z	Refl.	DEN	Freq.	Lw	Ad	Aair	Agr	Afol	RL	Lr
	(m)	(m)	(m)			(Hz)	dB(A)	(dB)	(dB)	(dB)	(dB)	(dB)	dB(A)
907	594086.52	4782553.49	0.10	0	D	63	28.5	-22.7	0.0	-5.9	0.0	0.0	11.6
907	594086.52	4782553.49	0.10	0	D	80	32.7	-22.7	0.0	-5.8	0.0	0.0	15.8
907	594086.52	4782553.49	0.10	0	D	100	35.0	-22.7	0.0	-5.7	0.0	0.0	17.9
907	594086.52	4782553.49	0.10	0	D	125	36.5	-22.7	0.0	-5.5	0.0	0.0	19.3
907	594086.52	4782553.49	0.10	0	D	160	38.2	-22.7	0.0	-5.1	0.0	0.0	20.6
907	594086.52	4782553.49	0.10	0	D	200	40.3	-22.7	0.0	-4.5	0.0	0.0	22.0
907	594086.52	4782553.49	0.10	0	D	250	43.5	-22.7	0.0	-3.4	0.0	0.0	24.1
907	594086.52	4782553.49	0.10	0	D	315	44.0	-22.7	0.0	-1.3	0.0	0.0	22.6
907	594086.52	4782553.49	0.10	0	D	400	44.4	-22.7	0.0	2.4	0.0	0.0	19.3
907	594086.52	4782553.49	0.10	0	D	500	46.8	-22.7	0.0	8.0	0.0	0.0	16.0
907	594086.52	4782553.49	0.10	0	D	630	48.3	-22.7	0.0	15.6	0.0	0.0	9.9
907	594086.52	4782553.49	0.10	0	D	800	47.1	-22.7	0.0	19.5	0.0	0.0	4.9
907	594086.52	4782553.49	0.10	0	D	1000	47.7	-22.7	0.0	20.7	0.0	0.0	4.2
907	594086.52	4782553.49	0.10	0	D	1250	46.6	-22.7	0.0	22.2	0.0	0.0	1.7
907	594086.52	4782553.49	0.10	0	N	50	21.1	-22.7	0.0	-6.0	0.0	0.0	4.4
907	594086.52	4782553.49	0.10	0	N	63	28.4	-22.7	0.0	-5.9	0.0	0.0	11.6
907	594086.52	4782553.49	0.10	0	N	80	32.6	-22.7	0.0	-5.8	0.0	0.0	15.7
907	594086.52	4782553.49	0.10	0	N	100	34.9	-22.7	0.0	-5.7	0.0	0.0	17.9
907	594086.52	4782553.49	0.10	0	N	125	36.4	-22.7	0.0	-5.5	0.0	0.0	19.2
907	594086.52	4782553.49	0.10	0	N	160	38.2	-22.7	0.0	-5.1	0.0	0.0	20.6
907	594086.52	4782553.49	0.10	0	N	200	40.2	-22.7	0.0	-4.5	0.0	0.0	22.0
907	594086.52	4782553.49	0.10	0	N	250	43.4	-22.7	0.0	-3.4	0.0	0.0	24.0
907	594086.52	4782553.49	0.10	0	N	315	43.9	-22.7	0.0	-1.3	0.0	0.0	22.5
907	594086.52	4782553.49	0.10	0	N	400	44.3	-22.7	0.0	2.4	0.0	0.0	19.2
907	594086.52	4782553.49	0.10	0	N	500	46.7	-22.7	0.0	8.0	0.0	0.0	16.0
907	594086.52	4782553.49	0.10	0	N	630	48.2	-22.7	0.0	15.6	0.0	0.0	9.9
907	594086.52	4782553.49	0.10	0	N	800	47.0	-22.7	0.0	19.5	0.0	0.0	4.9
907	594086.52	4782553.49	0.10	0	N	1000	47.6	-22.7	0.0	20.7	0.0	0.0	4.2
907	594086.52	4782553.49	0.10	0	N	1250	46.6	-22.7	0.0	22.2	0.0	0.0	1.7
940	594158.05	4782531.30	0.10	0	D	50	21.2	-22.2	0.0	-6.0	0.0	0.0	5.0
940	594158.05	4782531.30	0.10	0	D	63	28.5	-22.2	0.0	-5.9	0.0	0.0	12.1
940	594158.05	4782531.30	0.10	0	D	80	32.7	-22.2	0.0	-5.8	0.0	0.0	16.2
940	594158.05	4782531.30	0.10	0	D	100	35.0	-22.2	0.0	-5.6	0.0	0.0	18.4
940	594158.05	4782531.30	0.10	0	D	125	36.5	-22.2	0.0	-5.4	0.0	0.0	19.7
940	594158.05	4782531.30	0.10	0	D	160	38.2	-22.2	0.0	-4.9	0.0	0.0	20.9
940	594158.05	4782531.30	0.10	0	D	200	40.3	-22.2	0.0	-4.2	0.0	0.0	22.2
940	594158.05	4782531.30	0.10	0	D	250	43.5	-22.2	0.0	-2.7	0.0	0.0	23.9
940	594158.05	4782531.30	0.10	0	D	315	44.0	-22.2	0.0	-0.0	0.0	0.0	21.8
940	594158.05	4782531.30	0.10	0	D	400	44.4	-22.2	0.0	4.7	0.0	0.0	17.4
940	594158.05	4782531.30	0.10	0	D	500	46.8	-22.2	0.0	11.8	0.0	0.0	12.7
940	594158.05	4782531.30	0.10	0	D	630	48.3	-22.2	0.0	19.6	0.0	0.0	6.5
940	594158.05	4782531.30	0.10	0	D	800	47.1	-22.2	0.0	22.4	0.0	0.0	2.5
940	594158.05	4782531.30	0.10	0	D	1000	47.7	-22.2	0.0	23.6	0.0	0.0	1.9
940	594158.05	4782531.30	0.10	0	N	50	21.1	-22.2	0.0	-6.0	0.0	0.0	4.9
940	594158.05	4782531.30	0.10	0	N	63	28.4	-22.2	0.0	-5.9	0.0	0.0	12.0
940	594158.05	4782531.30	0.10	0	N	80	32.6	-22.2	0.0	-5.8	0.0	0.0	16.2
940	594158.05	4782531.30	0.10	0	N	100	34.9	-22.2	0.0	-5.6	0.0	0.0	18.3
940	594158.05	4782531.30	0.10	0	N	125	36.4	-22.2	0.0	-5.4	0.0	0.0	19.6
940	594158.05	4782531.30	0.10	0	N	160	38.2	-22.2	0.0	-4.9	0.0	0.0	20.9
940	594158.05	4782531.30	0.10	0	N	200	40.2	-22.2	0.0	-4.2	0.0	0.0	22.1
940	594158.05	4782531.30	0.10	0	N	250	43.4	-22.2	0.0	-2.7	0.0	0.0	23.8
940	594158.05	4782531.30	0.10	0	N	315	43.9	-22.2	0.0	-0.0	0.0	0.0	21.7
940	594158.05	4782531.30	0.10	0	N	400	44.3	-22.2	0.0	4.7	0.0	0.0	17.4
940	594158.05	4782531.30	0.10	0	N	500	46.7	-22.2	0.0	11.8	0.0	0.0	12.7
940	594158.05	4782531.30	0.10	0	N	630	48.2	-22.2	0.0	19.6	0.0	0.0	6.4
940	594158.05	4782531.30	0.10	0	N	800	47.0	-22.2	0.0	22.4	0.0	0.0	2.4
940	594158.05	4782531.30	0.10	0	N	1000	47.6	-22.2	0.0	23.6	0.0	0.0	1.8
971	594253.44	4782501.72	0.10	0	D	50	21.2	-24.9	0.0	-6.0	0.0	0.0	2.4
971	594253.44	4782501.72	0.10	0	D	63	28.5	-24.9	0.0	-5.8	0.0	0.0	9.4
971	594253.44	4782501.72	0.10	0	D	80	32.7	-24.9	0.0	-5.7	0.0	0.0	13.6
971	594253.44	4782501.72	0.10	0	D	100	35.0	-24.9	0.0	-5.6	0.0	0.0	15.7
971	594253.44	4782501.72	0.10	0	D	125	36.5	-24.9	0.0	-5.3	0.0	0.0	16.9
971	594253.44	4782501.72	0.10	0	D	160	38.2	-24.9	0.0	-4.7	0.0	0.0	18.1

Road, TNM, Name: "Rymal 6 eastbound", ID: "!01!Rymal6_EB"													
Nr.	X	Y	Z	Refl.	DEN	Freq.	Lw	Ad	Aair	Agr	Afol	RL	Lr
	(m)	(m)	(m)			(Hz)	dB(A)	(dB)	(dB)	(dB)	(dB)	(dB)	dB(A)
971	594253.44	4782501.72	0.10	0	D	200	40.3	-24.9	0.0	-3.8	0.0	0.0	19.2
971	594253.44	4782501.72	0.10	0	D	250	43.5	-24.9	0.0	-1.7	0.0	0.0	20.3
971	594253.44	4782501.72	0.10	0	D	315	44.0	-24.9	0.0	1.7	0.0	0.0	17.4
971	594253.44	4782501.72	0.10	0	D	400	44.4	-24.9	0.0	7.7	0.0	0.0	11.8
971	594253.44	4782501.72	0.10	0	D	500	46.8	-24.9	0.0	16.2	0.0	0.0	5.7
971	594253.44	4782501.72	0.10	0	D	630	48.3	-24.9	0.0	23.0	0.0	0.0	0.4
971	594253.44	4782501.72	0.10	0	N	50	21.1	-24.9	0.0	-6.0	0.0	0.0	2.3
971	594253.44	4782501.72	0.10	0	N	63	28.4	-24.9	0.0	-5.8	0.0	0.0	9.4
971	594253.44	4782501.72	0.10	0	N	80	32.6	-24.9	0.0	-5.7	0.0	0.0	13.5
971	594253.44	4782501.72	0.10	0	N	100	34.9	-24.9	0.0	-5.6	0.0	0.0	15.6
971	594253.44	4782501.72	0.10	0	N	125	36.4	-24.9	0.0	-5.3	0.0	0.0	16.8
971	594253.44	4782501.72	0.10	0	N	160	38.2	-24.9	0.0	-4.7	0.0	0.0	18.0
971	594253.44	4782501.72	0.10	0	N	200	40.2	-24.9	0.0	-3.8	0.0	0.0	19.1
971	594253.44	4782501.72	0.10	0	N	250	43.4	-24.9	0.0	-1.7	0.0	0.0	20.3
971	594253.44	4782501.72	0.10	0	N	315	43.9	-24.9	0.0	1.7	0.0	0.0	17.4
971	594253.44	4782501.72	0.10	0	N	400	44.3	-24.9	0.0	7.7	0.0	0.0	11.7
971	594253.44	4782501.72	0.10	0	N	500	46.7	-24.9	0.0	16.2	0.0	0.0	5.7
971	594253.44	4782501.72	0.10	0	N	630	48.2	-24.9	0.0	23.0	0.0	0.0	0.3

Road, TNM, Name: "Ottawa north", ID: "!01!Ottawa_N"													
Nr.	X	Y	Z	Refl.	DEN	Freq.	Lw	Ad	Aair	Agr	Afol	RL	Lr
	(m)	(m)	(m)			(Hz)	dB(A)	(dB)	(dB)	(dB)	(dB)	(dB)	dB(A)
975	593923.94	4782619.49	0.10	0	D	50	20.8	-14.1	0.0	-6.0	0.0	0.0	12.7
975	593923.94	4782619.49	0.10	0	D	63	26.9	-14.1	0.0	-5.9	0.0	0.0	18.7
975	593923.94	4782619.49	0.10	0	D	80	30.7	-14.1	0.0	-5.9	0.0	0.0	22.5
975	593923.94	4782619.49	0.10	0	D	100	33.0	-14.1	0.0	-5.8	0.0	0.0	24.7
975	593923.94	4782619.49	0.10	0	D	125	34.5	-14.1	0.0	-5.8	0.0	0.0	26.2
975	593923.94	4782619.49	0.10	0	D	160	36.3	-14.1	0.0	-5.6	0.0	0.0	27.8
975	593923.94	4782619.49	0.10	0	D	200	38.3	-14.1	0.0	-5.4	0.0	0.0	29.5
975	593923.94	4782619.49	0.10	0	D	250	41.3	-14.1	0.0	-5.0	0.0	0.0	32.2
975	593923.94	4782619.49	0.10	0	D	315	41.1	-14.1	0.0	-4.3	0.0	0.0	31.3
975	593923.94	4782619.49	0.10	0	D	400	40.7	-14.1	0.0	-3.3	0.0	0.0	29.9
975	593923.94	4782619.49	0.10	0	D	500	42.7	-14.1	0.0	-1.9	0.0	0.0	30.5
975	593923.94	4782619.49	0.10	0	D	630	43.8	-14.1	0.0	0.1	0.0	0.0	29.5
975	593923.94	4782619.49	0.10	0	D	800	42.5	-14.1	0.0	2.8	0.0	0.0	25.5
975	593923.94	4782619.49	0.10	0	D	1000	42.9	-14.1	0.0	5.4	0.0	0.0	23.4
975	593923.94	4782619.49	0.10	0	D	1250	41.8	-14.1	0.0	7.4	0.0	0.0	20.3
975	593923.94	4782619.49	0.10	0	D	1600	41.3	-14.1	0.0	9.4	0.0	0.0	17.7
975	593923.94	4782619.49	0.10	0	D	2000	40.8	-14.1	0.0	11.3	0.0	0.0	15.5
975	593923.94	4782619.49	0.10	0	D	2500	40.3	-14.1	0.0	12.7	0.0	0.0	13.5
975	593923.94	4782619.49	0.10	0	D	3150	40.3	-14.1	0.0	12.5	0.0	0.0	13.7
975	593923.94	4782619.49	0.10	0	D	4000	39.1	-14.1	0.0	10.7	0.0	0.0	14.2
975	593923.94	4782619.49	0.10	0	D	5000	37.6	-14.1	0.0	8.7	0.0	0.0	14.7
975	593923.94	4782619.49	0.10	0	D	6300	35.7	-14.1	0.0	8.7	0.0	0.0	12.8
975	593923.94	4782619.49	0.10	0	D	8000	33.1	-14.1	0.0	8.7	0.0	0.0	10.2
975	593923.94	4782619.49	0.10	0	D	10000	29.7	-14.1	0.0	8.7	0.0	0.0	6.8
975	593923.94	4782619.49	0.10	0	N	50	22.3	-14.1	0.0	-6.0	0.0	0.0	14.1
975	593923.94	4782619.49	0.10	0	N	63	28.1	-14.1	0.0	-5.9	0.0	0.0	19.9
975	593923.94	4782619.49	0.10	0	N	80	31.9	-14.1	0.0	-5.9	0.0	0.0	23.6
975	593923.94	4782619.49	0.10	0	N	100	34.2	-14.1	0.0	-5.8	0.0	0.0	25.9
975	593923.94	4782619.49	0.10	0	N	125	35.9	-14.1	0.0	-5.8	0.0	0.0	27.5
975	593923.94	4782619.49	0.10	0	N	160	37.9	-14.1	0.0	-5.6	0.0	0.0	29.3
975	593923.94	4782619.49	0.10	0	N	200	39.9	-14.1	0.0	-5.4	0.0	0.0	31.1
975	593923.94	4782619.49	0.10	0	N	250	43.1	-14.1	0.0	-5.0	0.0	0.0	33.9
975	593923.94	4782619.49	0.10	0	N	315	42.7	-14.1	0.0	-4.3	0.0	0.0	32.9
975	593923.94	4782619.49	0.10	0	N	400	42.0	-14.1	0.0	-3.3	0.0	0.0	31.2
975	593923.94	4782619.49	0.10	0	N	500	43.9	-14.1	0.0	-1.9	0.0	0.0	31.7
975	593923.94	4782619.49	0.10	0	N	630	44.7	-14.1	0.0	0.1	0.0	0.0	30.4
975	593923.94	4782619.49	0.10	0	N	800	43.5	-14.1	0.0	2.8	0.0	0.0	26.6
975	593923.94	4782619.49	0.10	0	N	1000	43.9	-14.1	0.0	5.4	0.0	0.0	24.4
975	593923.94	4782619.49	0.10	0	N	1250	42.9	-14.1	0.0	7.4	0.0	0.0	21.4
975	593923.94	4782619.49	0.10	0	N	1600	42.3	-14.1	0.0	9.4	0.0	0.0	18.7
975	593923.94	4782619.49	0.10	0	N	2000	42.0	-14.1	0.0	11.3	0.0	0.0	16.6

Road, TNM, Name: "Ottawa north", ID: "!01!Ottawa_N"													
Nr.	X	Y	Z	Refl.	DEN	Freq.	Lw	Ad	Aair	Agr	Afol	RL	Lr
	(m)	(m)	(m)			(Hz)	dB(A)	(dB)	(dB)	(dB)	(dB)	(dB)	dB(A)
975	593923.94	4782619.49	0.10	0	N	2500	41.7	-14.1	0.0	12.7	0.0	0.0	14.9
975	593923.94	4782619.49	0.10	0	N	3150	41.8	-14.1	0.0	12.5	0.0	0.0	15.2
975	593923.94	4782619.49	0.10	0	N	4000	40.6	-14.1	0.0	10.7	0.0	0.0	15.8
975	593923.94	4782619.49	0.10	0	N	5000	39.2	-14.1	0.0	8.7	0.0	0.0	16.3
975	593923.94	4782619.49	0.10	0	N	6300	37.3	-14.1	0.0	8.7	0.0	0.0	14.4
975	593923.94	4782619.49	0.10	0	N	8000	34.7	-14.1	0.0	8.7	0.0	0.0	11.8
975	593923.94	4782619.49	0.10	0	N	10000	31.3	-14.1	0.0	8.7	0.0	0.0	8.4
978	593927.44	4782632.13	0.10	0	D	50	20.8	-13.5	0.0	-6.0	0.0	0.0	13.3
978	593927.44	4782632.13	0.10	0	D	63	26.9	-13.5	0.0	-5.9	0.0	0.0	19.4
978	593927.44	4782632.13	0.10	0	D	80	30.7	-13.5	0.0	-5.9	0.0	0.0	23.2
978	593927.44	4782632.13	0.10	0	D	100	33.0	-13.5	0.0	-5.8	0.0	0.0	25.3
978	593927.44	4782632.13	0.10	0	D	125	34.5	-13.5	0.0	-5.8	0.0	0.0	26.8
978	593927.44	4782632.13	0.10	0	D	160	36.3	-13.5	0.0	-5.6	0.0	0.0	28.5
978	593927.44	4782632.13	0.10	0	D	200	38.3	-13.5	0.0	-5.4	0.0	0.0	30.2
978	593927.44	4782632.13	0.10	0	D	250	41.3	-13.5	0.0	-5.0	0.0	0.0	32.8
978	593927.44	4782632.13	0.10	0	D	315	41.1	-13.5	0.0	-4.4	0.0	0.0	32.1
978	593927.44	4782632.13	0.10	0	D	400	40.7	-13.5	0.0	-3.5	0.0	0.0	30.7
978	593927.44	4782632.13	0.10	0	D	500	42.7	-13.5	0.0	-2.2	0.0	0.0	31.4
978	593927.44	4782632.13	0.10	0	D	630	43.8	-13.5	0.0	-0.2	0.0	0.0	30.5
978	593927.44	4782632.13	0.10	0	D	800	42.5	-13.5	0.0	2.3	0.0	0.0	26.7
978	593927.44	4782632.13	0.10	0	D	1000	42.9	-13.5	0.0	4.7	0.0	0.0	24.7
978	593927.44	4782632.13	0.10	0	D	1250	41.8	-13.5	0.0	6.8	0.0	0.0	21.6
978	593927.44	4782632.13	0.10	0	D	1600	41.3	-13.5	0.0	8.8	0.0	0.0	19.0
978	593927.44	4782632.13	0.10	0	D	2000	40.8	-13.5	0.0	10.7	0.0	0.0	16.7
978	593927.44	4782632.13	0.10	0	D	2500	40.3	-13.5	0.0	12.1	0.0	0.0	14.8
978	593927.44	4782632.13	0.10	0	D	3150	40.3	-13.5	0.0	11.9	0.0	0.0	15.0
978	593927.44	4782632.13	0.10	0	D	4000	39.1	-13.5	0.0	10.0	0.0	0.0	15.6
978	593927.44	4782632.13	0.10	0	D	5000	37.6	-13.5	0.0	8.0	0.0	0.0	16.1
978	593927.44	4782632.13	0.10	0	D	6300	35.7	-13.5	0.0	8.0	0.0	0.0	14.2
978	593927.44	4782632.13	0.10	0	D	8000	33.1	-13.5	0.0	8.0	0.0	0.0	11.6
978	593927.44	4782632.13	0.10	0	D	10000	29.7	-13.5	0.0	8.0	0.0	0.0	8.2
978	593927.44	4782632.13	0.10	0	N	50	22.3	-13.5	0.0	-6.0	0.0	0.0	14.8
978	593927.44	4782632.13	0.10	0	N	63	28.1	-13.5	0.0	-5.9	0.0	0.0	20.6
978	593927.44	4782632.13	0.10	0	N	80	31.9	-13.5	0.0	-5.9	0.0	0.0	24.3
978	593927.44	4782632.13	0.10	0	N	100	34.2	-13.5	0.0	-5.8	0.0	0.0	26.6
978	593927.44	4782632.13	0.10	0	N	125	35.9	-13.5	0.0	-5.8	0.0	0.0	28.2
978	593927.44	4782632.13	0.10	0	N	160	37.9	-13.5	0.0	-5.6	0.0	0.0	30.0
978	593927.44	4782632.13	0.10	0	N	200	39.9	-13.5	0.0	-5.4	0.0	0.0	31.8
978	593927.44	4782632.13	0.10	0	N	250	43.1	-13.5	0.0	-5.0	0.0	0.0	34.6
978	593927.44	4782632.13	0.10	0	N	315	42.7	-13.5	0.0	-4.4	0.0	0.0	33.6
978	593927.44	4782632.13	0.10	0	N	400	42.0	-13.5	0.0	-3.5	0.0	0.0	31.9
978	593927.44	4782632.13	0.10	0	N	500	43.9	-13.5	0.0	-2.2	0.0	0.0	32.5
978	593927.44	4782632.13	0.10	0	N	630	44.7	-13.5	0.0	-0.2	0.0	0.0	31.4
978	593927.44	4782632.13	0.10	0	N	800	43.5	-13.5	0.0	2.3	0.0	0.0	27.8
978	593927.44	4782632.13	0.10	0	N	1000	43.9	-13.5	0.0	4.7	0.0	0.0	25.7
978	593927.44	4782632.13	0.10	0	N	1250	42.9	-13.5	0.0	6.8	0.0	0.0	22.6
978	593927.44	4782632.13	0.10	0	N	1600	42.3	-13.5	0.0	8.8	0.0	0.0	20.0
978	593927.44	4782632.13	0.10	0	N	2000	42.0	-13.5	0.0	10.7	0.0	0.0	17.8
978	593927.44	4782632.13	0.10	0	N	2500	41.7	-13.5	0.0	12.1	0.0	0.0	16.1
978	593927.44	4782632.13	0.10	0	N	3150	41.8	-13.5	0.0	11.9	0.0	0.0	16.5
978	593927.44	4782632.13	0.10	0	N	4000	40.6	-13.5	0.0	10.0	0.0	0.0	17.1
978	593927.44	4782632.13	0.10	0	N	5000	39.2	-13.5	0.0	8.0	0.0	0.0	17.7
978	593927.44	4782632.13	0.10	0	N	6300	37.3	-13.5	0.0	8.0	0.0	0.0	15.8
978	593927.44	4782632.13	0.10	0	N	8000	34.7	-13.5	0.0	8.0	0.0	0.0	13.3
978	593927.44	4782632.13	0.10	0	N	10000	31.3	-13.5	0.0	8.0	0.0	0.0	9.8
995	593930.90	4782644.63	0.10	0	D	50	20.8	-13.9	0.0	-6.0	0.0	0.0	12.9
995	593930.90	4782644.63	0.10	0	D	63	26.9	-13.9	0.0	-5.9	0.0	0.0	19.0
995	593930.90	4782644.63	0.10	0	D	80	30.7	-13.9	0.0	-5.9	0.0	0.0	22.8
995	593930.90	4782644.63	0.10	0	D	100	33.0	-13.9	0.0	-5.8	0.0	0.0	25.0
995	593930.90	4782644.63	0.10	0	D	125	34.5	-13.9	0.0	-5.8	0.0	0.0	26.4
995	593930.90	4782644.63	0.10	0	D	160	36.3	-13.9	0.0	-5.6	0.0	0.0	28.1
995	593930.90	4782644.63	0.10	0	D	200	38.3	-13.9	0.0	-5.4	0.0	0.0	29.8
995	593930.90	4782644.63	0.10	0	D	250	41.3	-13.9	0.0	-5.0	0.0	0.0	32.5

Road, TNM, Name: "Ottawa north", ID: "!01!Ottawa_N"													
Nr.	X	Y	Z	Refl.	DEN	Freq.	Lw	Ad	Aair	Agr	Afol	RL	Lr
	(m)	(m)	(m)			(Hz)	dB(A)	(dB)	(dB)	(dB)	(dB)	(dB)	dB(A)
995	593930.90	4782644.63	0.10	0	D	315	41.1	-13.9	0.0	-4.4	0.0	0.0	31.7
995	593930.90	4782644.63	0.10	0	D	400	40.7	-13.9	0.0	-3.4	0.0	0.0	30.3
995	593930.90	4782644.63	0.10	0	D	500	42.7	-13.9	0.0	-2.1	0.0	0.0	30.9
995	593930.90	4782644.63	0.10	0	D	630	43.8	-13.9	0.0	-0.1	0.0	0.0	30.0
995	593930.90	4782644.63	0.10	0	D	800	42.5	-13.9	0.0	2.5	0.0	0.0	26.1
995	593930.90	4782644.63	0.10	0	D	1000	42.9	-13.9	0.0	5.0	0.0	0.0	24.0
995	593930.90	4782644.63	0.10	0	D	1250	41.8	-13.9	0.0	7.1	0.0	0.0	20.9
995	593930.90	4782644.63	0.10	0	D	1600	41.3	-13.9	0.0	9.1	0.0	0.0	18.4
995	593930.90	4782644.63	0.10	0	D	2000	40.8	-13.9	0.0	10.9	0.0	0.0	16.1
995	593930.90	4782644.63	0.10	0	D	2500	40.3	-13.9	0.0	12.3	0.0	0.0	14.2
995	593930.90	4782644.63	0.10	0	D	3150	40.3	-13.9	0.0	12.2	0.0	0.0	14.3
995	593930.90	4782644.63	0.10	0	D	4000	39.1	-13.9	0.0	10.3	0.0	0.0	14.9
995	593930.90	4782644.63	0.10	0	D	5000	37.6	-13.9	0.0	8.3	0.0	0.0	15.4
995	593930.90	4782644.63	0.10	0	D	6300	35.7	-13.9	0.0	8.3	0.0	0.0	13.5
995	593930.90	4782644.63	0.10	0	D	8000	33.1	-13.9	0.0	8.3	0.0	0.0	10.9
995	593930.90	4782644.63	0.10	0	D	10000	29.7	-13.9	0.0	8.3	0.0	0.0	7.5
995	593930.90	4782644.63	0.10	0	N	50	22.3	-13.9	0.0	-6.0	0.0	0.0	14.4
995	593930.90	4782644.63	0.10	0	N	63	28.1	-13.9	0.0	-5.9	0.0	0.0	20.2
995	593930.90	4782644.63	0.10	0	N	80	31.9	-13.9	0.0	-5.9	0.0	0.0	23.9
995	593930.90	4782644.63	0.10	0	N	100	34.2	-13.9	0.0	-5.8	0.0	0.0	26.2
995	593930.90	4782644.63	0.10	0	N	125	35.9	-13.9	0.0	-5.8	0.0	0.0	27.8
995	593930.90	4782644.63	0.10	0	N	160	37.9	-13.9	0.0	-5.6	0.0	0.0	29.6
995	593930.90	4782644.63	0.10	0	N	200	39.9	-13.9	0.0	-5.4	0.0	0.0	31.4
995	593930.90	4782644.63	0.10	0	N	250	43.1	-13.9	0.0	-5.0	0.0	0.0	34.2
995	593930.90	4782644.63	0.10	0	N	315	42.7	-13.9	0.0	-4.4	0.0	0.0	33.2
995	593930.90	4782644.63	0.10	0	N	400	42.0	-13.9	0.0	-3.4	0.0	0.0	31.5
995	593930.90	4782644.63	0.10	0	N	500	43.9	-13.9	0.0	-2.1	0.0	0.0	32.1
995	593930.90	4782644.63	0.10	0	N	630	44.7	-13.9	0.0	-0.1	0.0	0.0	30.9
995	593930.90	4782644.63	0.10	0	N	800	43.5	-13.9	0.0	2.5	0.0	0.0	27.2
995	593930.90	4782644.63	0.10	0	N	1000	43.9	-13.9	0.0	5.0	0.0	0.0	25.0
995	593930.90	4782644.63	0.10	0	N	1250	42.9	-13.9	0.0	7.1	0.0	0.0	22.0
995	593930.90	4782644.63	0.10	0	N	1600	42.3	-13.9	0.0	9.1	0.0	0.0	19.4
995	593930.90	4782644.63	0.10	0	N	2000	42.0	-13.9	0.0	10.9	0.0	0.0	17.2
995	593930.90	4782644.63	0.10	0	N	2500	41.7	-13.9	0.0	12.3	0.0	0.0	15.5
995	593930.90	4782644.63	0.10	0	N	3150	41.8	-13.9	0.0	12.2	0.0	0.0	15.8
995	593930.90	4782644.63	0.10	0	N	4000	40.6	-13.9	0.0	10.3	0.0	0.0	16.4
995	593930.90	4782644.63	0.10	0	N	5000	39.2	-13.9	0.0	8.3	0.0	0.0	17.0
995	593930.90	4782644.63	0.10	0	N	6300	37.3	-13.9	0.0	8.3	0.0	0.0	15.1
995	593930.90	4782644.63	0.10	0	N	8000	34.7	-13.9	0.0	8.3	0.0	0.0	12.6
995	593930.90	4782644.63	0.10	0	N	10000	31.3	-13.9	0.0	8.3	0.0	0.0	9.1
1038	593934.32	4782657.01	0.10	0	D	50	20.8	-14.9	0.0	-6.0	0.0	0.0	11.9
1038	593934.32	4782657.01	0.10	0	D	63	26.9	-14.9	0.0	-5.9	0.0	0.0	18.0
1038	593934.32	4782657.01	0.10	0	D	80	30.7	-14.9	0.0	-5.9	0.0	0.0	21.7
1038	593934.32	4782657.01	0.10	0	D	100	33.0	-14.9	0.0	-5.8	0.0	0.0	23.9
1038	593934.32	4782657.01	0.10	0	D	125	34.5	-14.9	0.0	-5.7	0.0	0.0	25.4
1038	593934.32	4782657.01	0.10	0	D	160	36.3	-14.9	0.0	-5.6	0.0	0.0	27.0
1038	593934.32	4782657.01	0.10	0	D	200	38.3	-14.9	0.0	-5.3	0.0	0.0	28.7
1038	593934.32	4782657.01	0.10	0	D	250	41.3	-14.9	0.0	-4.9	0.0	0.0	31.3
1038	593934.32	4782657.01	0.10	0	D	315	41.1	-14.9	0.0	-4.3	0.0	0.0	30.5
1038	593934.32	4782657.01	0.10	0	D	400	40.7	-14.9	0.0	-3.2	0.0	0.0	29.0
1038	593934.32	4782657.01	0.10	0	D	500	42.7	-14.9	0.0	-1.7	0.0	0.0	29.5
1038	593934.32	4782657.01	0.10	0	D	630	43.8	-14.9	0.0	0.5	0.0	0.0	28.4
1038	593934.32	4782657.01	0.10	0	D	800	42.5	-14.9	0.0	3.4	0.0	0.0	24.2
1038	593934.32	4782657.01	0.10	0	D	1000	42.9	-14.9	0.0	6.0	0.0	0.0	22.0
1038	593934.32	4782657.01	0.10	0	D	1250	41.8	-14.9	0.0	8.1	0.0	0.0	18.9
1038	593934.32	4782657.01	0.10	0	D	1600	41.3	-14.9	0.0	10.1	0.0	0.0	16.3
1038	593934.32	4782657.01	0.10	0	D	2000	40.8	-14.9	0.0	11.9	0.0	0.0	14.0
1038	593934.32	4782657.01	0.10	0	D	2500	40.3	-14.9	0.0	13.3	0.0	0.0	12.1
1038	593934.32	4782657.01	0.10	0	D	3150	40.3	-14.9	0.0	13.2	0.0	0.0	12.2
1038	593934.32	4782657.01	0.10	0	D	4000	39.1	-14.9	0.0	11.5	0.0	0.0	12.7
1038	593934.32	4782657.01	0.10	0	D	5000	37.6	-14.9	0.0	9.5	0.0	0.0	13.1
1038	593934.32	4782657.01	0.10	0	D	6300	35.7	-14.9	0.0	9.5	0.0	0.0	11.2
1038	593934.32	4782657.01	0.10	0	D	8000	33.1	-14.9	0.0	9.5	0.0	0.0	8.7

Road, TNM, Name: "Ottawa north", ID: "!01!Ottawa_N"													
Nr.	X	Y	Z	Refl.	DEN	Freq.	Lw	Ad	Aair	Agr	Afol	RL	Lr
	(m)	(m)	(m)			(Hz)	dB(A)	(dB)	(dB)	(dB)	(dB)	(dB)	dB(A)
1038	593934.32	4782657.01	0.10	0	D	10000	29.7	-14.9	0.0	9.5	0.0	0.0	5.3
1038	593934.32	4782657.01	0.10	0	N	50	22.3	-14.9	0.0	-6.0	0.0	0.0	13.4
1038	593934.32	4782657.01	0.10	0	N	63	28.1	-14.9	0.0	-5.9	0.0	0.0	19.1
1038	593934.32	4782657.01	0.10	0	N	80	31.9	-14.9	0.0	-5.9	0.0	0.0	22.9
1038	593934.32	4782657.01	0.10	0	N	100	34.2	-14.9	0.0	-5.8	0.0	0.0	25.1
1038	593934.32	4782657.01	0.10	0	N	125	35.9	-14.9	0.0	-5.7	0.0	0.0	26.7
1038	593934.32	4782657.01	0.10	0	N	160	37.9	-14.9	0.0	-5.6	0.0	0.0	28.5
1038	593934.32	4782657.01	0.10	0	N	200	39.9	-14.9	0.0	-5.3	0.0	0.0	30.3
1038	593934.32	4782657.01	0.10	0	N	250	43.1	-14.9	0.0	-4.9	0.0	0.0	33.1
1038	593934.32	4782657.01	0.10	0	N	315	42.7	-14.9	0.0	-4.3	0.0	0.0	32.1
1038	593934.32	4782657.01	0.10	0	N	400	42.0	-14.9	0.0	-3.2	0.0	0.0	30.3
1038	593934.32	4782657.01	0.10	0	N	500	43.9	-14.9	0.0	-1.7	0.0	0.0	30.7
1038	593934.32	4782657.01	0.10	0	N	630	44.7	-14.9	0.0	0.5	0.0	0.0	29.3
1038	593934.32	4782657.01	0.10	0	N	800	43.5	-14.9	0.0	3.4	0.0	0.0	25.2
1038	593934.32	4782657.01	0.10	0	N	1000	43.9	-14.9	0.0	6.0	0.0	0.0	23.0
1038	593934.32	4782657.01	0.10	0	N	1250	42.9	-14.9	0.0	8.1	0.0	0.0	19.9
1038	593934.32	4782657.01	0.10	0	N	1600	42.3	-14.9	0.0	10.1	0.0	0.0	17.3
1038	593934.32	4782657.01	0.10	0	N	2000	42.0	-14.9	0.0	11.9	0.0	0.0	15.2
1038	593934.32	4782657.01	0.10	0	N	2500	41.7	-14.9	0.0	13.3	0.0	0.0	13.4
1038	593934.32	4782657.01	0.10	0	N	3150	41.8	-14.9	0.0	13.2	0.0	0.0	13.7
1038	593934.32	4782657.01	0.10	0	N	4000	40.6	-14.9	0.0	11.5	0.0	0.0	14.3
1038	593934.32	4782657.01	0.10	0	N	5000	39.2	-14.9	0.0	9.5	0.0	0.0	14.7
1038	593934.32	4782657.01	0.10	0	N	6300	37.3	-14.9	0.0	9.5	0.0	0.0	12.8
1038	593934.32	4782657.01	0.10	0	N	8000	34.7	-14.9	0.0	9.5	0.0	0.0	10.3
1038	593934.32	4782657.01	0.10	0	N	10000	31.3	-14.9	0.0	9.5	0.0	0.0	6.8
1053	593936.87	4782666.20	0.10	0	D	50	20.8	-19.1	0.0	-6.0	0.0	0.0	7.7
1053	593936.87	4782666.20	0.10	0	D	63	26.9	-19.1	0.0	-5.9	0.0	0.0	13.8
1053	593936.87	4782666.20	0.10	0	D	80	30.7	-19.1	0.0	-5.9	0.0	0.0	17.5
1053	593936.87	4782666.20	0.10	0	D	100	33.0	-19.1	0.0	-5.8	0.0	0.0	19.7
1053	593936.87	4782666.20	0.10	0	D	125	34.5	-19.1	0.0	-5.7	0.0	0.0	21.2
1053	593936.87	4782666.20	0.10	0	D	160	36.3	-19.1	0.0	-5.6	0.0	0.0	22.8
1053	593936.87	4782666.20	0.10	0	D	200	38.3	-19.1	0.0	-5.3	0.0	0.0	24.5
1053	593936.87	4782666.20	0.10	0	D	250	41.3	-19.1	0.0	-4.9	0.0	0.0	27.1
1053	593936.87	4782666.20	0.10	0	D	315	41.1	-19.1	0.0	-4.2	0.0	0.0	26.2
1053	593936.87	4782666.20	0.10	0	D	400	40.7	-19.1	0.0	-3.0	0.0	0.0	24.6
1053	593936.87	4782666.20	0.10	0	D	500	42.7	-19.1	0.0	-1.4	0.0	0.0	24.9
1053	593936.87	4782666.20	0.10	0	D	630	43.8	-19.1	0.0	1.1	0.0	0.0	23.6
1053	593936.87	4782666.20	0.10	0	D	800	42.5	-19.1	0.0	4.3	0.0	0.0	19.1
1053	593936.87	4782666.20	0.10	0	D	1000	42.9	-19.1	0.0	7.1	0.0	0.0	16.7
1053	593936.87	4782666.20	0.10	0	D	1250	41.8	-19.1	0.0	9.1	0.0	0.0	13.7
1053	593936.87	4782666.20	0.10	0	D	1600	41.3	-19.1	0.0	11.0	0.0	0.0	11.2
1053	593936.87	4782666.20	0.10	0	D	2000	40.8	-19.1	0.0	12.9	0.0	0.0	8.9
1053	593936.87	4782666.20	0.10	0	D	2500	40.3	-19.1	0.0	14.3	0.0	0.0	6.9
1053	593936.87	4782666.20	0.10	0	D	3150	40.3	-19.1	0.0	14.3	0.0	0.0	7.0
1053	593936.87	4782666.20	0.10	0	D	4000	39.1	-19.1	0.0	12.6	0.0	0.0	7.4
1053	593936.87	4782666.20	0.10	0	D	5000	37.6	-19.1	0.0	10.8	0.0	0.0	7.7
1053	593936.87	4782666.20	0.10	0	D	6300	35.7	-19.1	0.0	10.8	0.0	0.0	5.8
1053	593936.87	4782666.20	0.10	0	D	8000	33.1	-19.1	0.0	10.8	0.0	0.0	3.3
1053	593936.87	4782666.20	0.10	0	N	50	22.3	-19.1	0.0	-6.0	0.0	0.0	9.2
1053	593936.87	4782666.20	0.10	0	N	63	28.1	-19.1	0.0	-5.9	0.0	0.0	15.0
1053	593936.87	4782666.20	0.10	0	N	80	31.9	-19.1	0.0	-5.9	0.0	0.0	18.7
1053	593936.87	4782666.20	0.10	0	N	100	34.2	-19.1	0.0	-5.8	0.0	0.0	20.9
1053	593936.87	4782666.20	0.10	0	N	125	35.9	-19.1	0.0	-5.7	0.0	0.0	22.5
1053	593936.87	4782666.20	0.10	0	N	160	37.9	-19.1	0.0	-5.6	0.0	0.0	24.3
1053	593936.87	4782666.20	0.10	0	N	200	39.9	-19.1	0.0	-5.3	0.0	0.0	26.1
1053	593936.87	4782666.20	0.10	0	N	250	43.1	-19.1	0.0	-4.9	0.0	0.0	28.8
1053	593936.87	4782666.20	0.10	0	N	315	42.7	-19.1	0.0	-4.2	0.0	0.0	27.8
1053	593936.87	4782666.20	0.10	0	N	400	42.0	-19.1	0.0	-3.0	0.0	0.0	25.9
1053	593936.87	4782666.20	0.10	0	N	500	43.9	-19.1	0.0	-1.4	0.0	0.0	26.1
1053	593936.87	4782666.20	0.10	0	N	630	44.7	-19.1	0.0	1.1	0.0	0.0	24.5
1053	593936.87	4782666.20	0.10	0	N	800	43.5	-19.1	0.0	4.3	0.0	0.0	20.1
1053	593936.87	4782666.20	0.10	0	N	1000	43.9	-19.1	0.0	7.1	0.0	0.0	17.7
1053	593936.87	4782666.20	0.10	0	N	1250	42.9	-19.1	0.0	9.1	0.0	0.0	14.7

Road, TNM, Name: "Ottawa north", ID: "!01!Ottawa_N"													
Nr.	X	Y	Z	Refl.	DEN	Freq.	Lw	Ad	Aair	Agr	Afol	RL	Lr
	(m)	(m)	(m)			(Hz)	dB(A)	(dB)	(dB)	(dB)	(dB)	(dB)	dB(A)
1053	593936.87	4782666.20	0.10	0	N	1600	42.3	-19.1	0.0	11.0	0.0	0.0	12.2
1053	593936.87	4782666.20	0.10	0	N	2000	42.0	-19.1	0.0	12.9	0.0	0.0	10.0
1053	593936.87	4782666.20	0.10	0	N	2500	41.7	-19.1	0.0	14.3	0.0	0.0	8.2
1053	593936.87	4782666.20	0.10	0	N	3150	41.8	-19.1	0.0	14.3	0.0	0.0	8.5
1053	593936.87	4782666.20	0.10	0	N	4000	40.6	-19.1	0.0	12.6	0.0	0.0	8.9
1053	593936.87	4782666.20	0.10	0	N	5000	39.2	-19.1	0.0	10.8	0.0	0.0	9.3
1053	593936.87	4782666.20	0.10	0	N	6300	37.3	-19.1	0.0	10.8	0.0	0.0	7.4
1053	593936.87	4782666.20	0.10	0	N	8000	34.7	-19.1	0.0	10.8	0.0	0.0	4.9
1053	593936.87	4782666.20	0.10	0	N	10000	31.3	-19.1	0.0	10.8	0.0	0.0	1.4
1068	593940.75	4782680.25	0.10	0	D	50	20.8	-15.1	0.0	-6.0	0.0	0.0	11.7
1068	593940.75	4782680.25	0.10	0	D	63	26.9	-15.1	0.0	-5.9	0.0	0.0	17.8
1068	593940.75	4782680.25	0.10	0	D	80	30.7	-15.1	0.0	-5.9	0.0	0.0	21.6
1068	593940.75	4782680.25	0.10	0	D	100	33.0	-15.1	0.0	-5.8	0.0	0.0	23.7
1068	593940.75	4782680.25	0.10	0	D	125	34.5	-15.1	0.0	-5.7	0.0	0.0	25.2
1068	593940.75	4782680.25	0.10	0	D	160	36.3	-15.1	0.0	-5.5	0.0	0.0	26.8
1068	593940.75	4782680.25	0.10	0	D	200	38.3	-15.1	0.0	-5.2	0.0	0.0	28.5
1068	593940.75	4782680.25	0.10	0	D	250	41.3	-15.1	0.0	-4.8	0.0	0.0	31.0
1068	593940.75	4782680.25	0.10	0	D	315	41.1	-15.1	0.0	-4.0	0.0	0.0	30.0
1068	593940.75	4782680.25	0.10	0	D	400	40.7	-15.1	0.0	-2.6	0.0	0.0	28.3
1068	593940.75	4782680.25	0.10	0	D	500	42.7	-15.1	0.0	-0.7	0.0	0.0	28.3
1068	593940.75	4782680.25	0.10	0	D	630	43.8	-15.1	0.0	2.2	0.0	0.0	26.5
1068	593940.75	4782680.25	0.10	0	D	800	42.5	-15.1	0.0	6.0	0.0	0.0	21.4
1068	593940.75	4782680.25	0.10	0	D	1000	42.9	-15.1	0.0	8.8	0.0	0.0	19.0
1068	593940.75	4782680.25	0.10	0	D	1250	41.8	-15.1	0.0	10.7	0.0	0.0	16.1
1068	593940.75	4782680.25	0.10	0	D	1600	41.3	-15.1	0.0	12.6	0.0	0.0	13.6
1068	593940.75	4782680.25	0.10	0	D	2000	40.8	-15.1	0.0	14.5	0.0	0.0	11.3
1068	593940.75	4782680.25	0.10	0	D	2500	40.3	-15.1	0.0	16.0	0.0	0.0	9.3
1068	593940.75	4782680.25	0.10	0	D	3150	40.3	-15.1	0.0	16.0	0.0	0.0	9.3
1068	593940.75	4782680.25	0.10	0	D	4000	39.1	-15.1	0.0	14.5	0.0	0.0	9.6
1068	593940.75	4782680.25	0.10	0	D	5000	37.6	-15.1	0.0	12.8	0.0	0.0	9.7
1068	593940.75	4782680.25	0.10	0	D	6300	35.7	-15.1	0.0	12.8	0.0	0.0	7.8
1068	593940.75	4782680.25	0.10	0	D	8000	33.1	-15.1	0.0	12.8	0.0	0.0	5.2
1068	593940.75	4782680.25	0.10	0	D	10000	29.7	-15.1	0.0	12.8	0.0	0.0	1.8
1068	593940.75	4782680.25	0.10	0	N	50	22.3	-15.1	0.0	-6.0	0.0	0.0	13.2
1068	593940.75	4782680.25	0.10	0	N	63	28.1	-15.1	0.0	-5.9	0.0	0.0	19.0
1068	593940.75	4782680.25	0.10	0	N	80	31.9	-15.1	0.0	-5.9	0.0	0.0	22.7
1068	593940.75	4782680.25	0.10	0	N	100	34.2	-15.1	0.0	-5.8	0.0	0.0	25.0
1068	593940.75	4782680.25	0.10	0	N	125	35.9	-15.1	0.0	-5.7	0.0	0.0	26.6
1068	593940.75	4782680.25	0.10	0	N	160	37.9	-15.1	0.0	-5.5	0.0	0.0	28.3
1068	593940.75	4782680.25	0.10	0	N	200	39.9	-15.1	0.0	-5.2	0.0	0.0	30.1
1068	593940.75	4782680.25	0.10	0	N	250	43.1	-15.1	0.0	-4.8	0.0	0.0	32.8
1068	593940.75	4782680.25	0.10	0	N	315	42.7	-15.1	0.0	-4.0	0.0	0.0	31.6
1068	593940.75	4782680.25	0.10	0	N	400	42.0	-15.1	0.0	-2.6	0.0	0.0	29.5
1068	593940.75	4782680.25	0.10	0	N	500	43.9	-15.1	0.0	-0.7	0.0	0.0	29.5
1068	593940.75	4782680.25	0.10	0	N	630	44.7	-15.1	0.0	2.2	0.0	0.0	27.4
1068	593940.75	4782680.25	0.10	0	N	800	43.5	-15.1	0.0	6.0	0.0	0.0	22.5
1068	593940.75	4782680.25	0.10	0	N	1000	43.9	-15.1	0.0	8.8	0.0	0.0	20.0
1068	593940.75	4782680.25	0.10	0	N	1250	42.9	-15.1	0.0	10.7	0.0	0.0	17.1
1068	593940.75	4782680.25	0.10	0	N	1600	42.3	-15.1	0.0	12.6	0.0	0.0	14.6
1068	593940.75	4782680.25	0.10	0	N	2000	42.0	-15.1	0.0	14.5	0.0	0.0	12.4
1068	593940.75	4782680.25	0.10	0	N	2500	41.7	-15.1	0.0	16.0	0.0	0.0	10.6
1068	593940.75	4782680.25	0.10	0	N	3150	41.8	-15.1	0.0	16.0	0.0	0.0	10.8
1068	593940.75	4782680.25	0.10	0	N	4000	40.6	-15.1	0.0	14.5	0.0	0.0	11.1
1068	593940.75	4782680.25	0.10	0	N	5000	39.2	-15.1	0.0	12.8	0.0	0.0	11.3
1068	593940.75	4782680.25	0.10	0	N	6300	37.3	-15.1	0.0	12.8	0.0	0.0	9.4
1068	593940.75	4782680.25	0.10	0	N	8000	34.7	-15.1	0.0	12.8	0.0	0.0	6.8
1068	593940.75	4782680.25	0.10	0	N	10000	31.3	-15.1	0.0	12.8	0.0	0.0	3.4
1083	593947.78	4782705.66	0.10	0	D	50	20.8	-16.6	0.0	-6.0	0.0	0.0	10.2
1083	593947.78	4782705.66	0.10	0	D	63	26.9	-16.6	0.0	-5.9	0.0	0.0	16.2
1083	593947.78	4782705.66	0.10	0	D	80	30.7	-16.6	0.0	-5.9	0.0	0.0	20.0
1083	593947.78	4782705.66	0.10	0	D	100	33.0	-16.6	0.0	-5.8	0.0	0.0	22.1
1083	593947.78	4782705.66	0.10	0	D	125	34.5	-16.6	0.0	-5.7	0.0	0.0	23.6
1083	593947.78	4782705.66	0.10	0	D	160	36.3	-16.6	0.0	-5.5	0.0	0.0	25.2

Road, TNM, Name: "Ottawa north", ID: "!01!Ottawa_N"													
Nr.	X	Y	Z	Refl.	DEN	Freq.	Lw	Ad	Aair	Agr	Afol	RL	Lr
	(m)	(m)	(m)			(Hz)	dB(A)	(dB)	(dB)	(dB)	(dB)	(dB)	dB(A)
1083	593947.78	4782705.66	0.10	0	D	200	38.3	-16.6	0.0	-5.1	0.0	0.0	26.8
1083	593947.78	4782705.66	0.10	0	D	250	41.3	-16.6	0.0	-4.6	0.0	0.0	29.3
1083	593947.78	4782705.66	0.10	0	D	315	41.1	-16.6	0.0	-3.6	0.0	0.0	28.1
1083	593947.78	4782705.66	0.10	0	D	400	40.7	-16.6	0.0	-1.9	0.0	0.0	26.0
1083	593947.78	4782705.66	0.10	0	D	500	42.7	-16.6	0.0	0.6	0.0	0.0	25.4
1083	593947.78	4782705.66	0.10	0	D	630	43.8	-16.6	0.0	4.5	0.0	0.0	22.6
1083	593947.78	4782705.66	0.10	0	D	800	42.5	-16.6	0.0	9.1	0.0	0.0	16.7
1083	593947.78	4782705.66	0.10	0	D	1000	42.9	-16.6	0.0	11.8	0.0	0.0	14.5
1083	593947.78	4782705.66	0.10	0	D	1250	41.8	-16.6	0.0	13.4	0.0	0.0	11.8
1083	593947.78	4782705.66	0.10	0	D	1600	41.3	-16.6	0.0	15.3	0.0	0.0	9.3
1083	593947.78	4782705.66	0.10	0	D	2000	40.8	-16.6	0.0	17.2	0.0	0.0	7.0
1083	593947.78	4782705.66	0.10	0	D	2500	40.3	-16.6	0.0	18.8	0.0	0.0	4.9
1083	593947.78	4782705.66	0.10	0	D	3150	40.3	-16.6	0.0	19.0	0.0	0.0	4.7
1083	593947.78	4782705.66	0.10	0	D	4000	39.1	-16.6	0.0	17.7	0.0	0.0	4.7
1083	593947.78	4782705.66	0.10	0	D	5000	37.6	-16.6	0.0	16.5	0.0	0.0	4.5
1083	593947.78	4782705.66	0.10	0	D	6300	35.7	-16.6	0.0	16.5	0.0	0.0	2.6
1083	593947.78	4782705.66	0.10	0	D	8000	33.1	-16.6	0.0	16.5	0.0	0.0	0.0
1083	593947.78	4782705.66	0.10	0	N	50	22.3	-16.6	0.0	-6.0	0.0	0.0	11.6
1083	593947.78	4782705.66	0.10	0	N	63	28.1	-16.6	0.0	-5.9	0.0	0.0	17.4
1083	593947.78	4782705.66	0.10	0	N	80	31.9	-16.6	0.0	-5.9	0.0	0.0	21.1
1083	593947.78	4782705.66	0.10	0	N	100	34.2	-16.6	0.0	-5.8	0.0	0.0	23.4
1083	593947.78	4782705.66	0.10	0	N	125	35.9	-16.6	0.0	-5.7	0.0	0.0	25.0
1083	593947.78	4782705.66	0.10	0	N	160	37.9	-16.6	0.0	-5.5	0.0	0.0	26.7
1083	593947.78	4782705.66	0.10	0	N	200	39.9	-16.6	0.0	-5.1	0.0	0.0	28.4
1083	593947.78	4782705.66	0.10	0	N	250	43.1	-16.6	0.0	-4.6	0.0	0.0	31.0
1083	593947.78	4782705.66	0.10	0	N	315	42.7	-16.6	0.0	-3.6	0.0	0.0	29.7
1083	593947.78	4782705.66	0.10	0	N	400	42.0	-16.6	0.0	-1.9	0.0	0.0	27.2
1083	593947.78	4782705.66	0.10	0	N	500	43.9	-16.6	0.0	0.6	0.0	0.0	26.6
1083	593947.78	4782705.66	0.10	0	N	630	44.7	-16.6	0.0	4.5	0.0	0.0	23.5
1083	593947.78	4782705.66	0.10	0	N	800	43.5	-16.6	0.0	9.1	0.0	0.0	17.8
1083	593947.78	4782705.66	0.10	0	N	1000	43.9	-16.6	0.0	11.8	0.0	0.0	15.5
1083	593947.78	4782705.66	0.10	0	N	1250	42.9	-16.6	0.0	13.4	0.0	0.0	12.8
1083	593947.78	4782705.66	0.10	0	N	1600	42.3	-16.6	0.0	15.3	0.0	0.0	10.4
1083	593947.78	4782705.66	0.10	0	N	2000	42.0	-16.6	0.0	17.2	0.0	0.0	8.1
1083	593947.78	4782705.66	0.10	0	N	2500	41.7	-16.6	0.0	18.8	0.0	0.0	6.2
1083	593947.78	4782705.66	0.10	0	N	3150	41.8	-16.6	0.0	19.0	0.0	0.0	6.2
1083	593947.78	4782705.66	0.10	0	N	4000	40.6	-16.6	0.0	17.7	0.0	0.0	6.3
1083	593947.78	4782705.66	0.10	0	N	5000	39.2	-16.6	0.0	16.5	0.0	0.0	6.1
1083	593947.78	4782705.66	0.10	0	N	6300	37.3	-16.6	0.0	16.5	0.0	0.0	4.2
1083	593947.78	4782705.66	0.10	0	N	8000	34.7	-16.6	0.0	16.5	0.0	0.0	1.6
1098	593953.18	4782725.17	0.10	0	D	50	20.8	-22.9	0.0	-6.0	0.0	0.0	3.9
1098	593953.18	4782725.17	0.10	0	D	63	26.9	-22.9	0.0	-5.9	0.0	0.0	9.9
1098	593953.18	4782725.17	0.10	0	D	80	30.7	-22.9	0.0	-5.9	0.0	0.0	13.7
1098	593953.18	4782725.17	0.10	0	D	100	33.0	-22.9	0.0	-5.8	0.0	0.0	15.8
1098	593953.18	4782725.17	0.10	0	D	125	34.5	-22.9	0.0	-5.7	0.0	0.0	17.3
1098	593953.18	4782725.17	0.10	0	D	160	36.3	-22.9	0.0	-5.4	0.0	0.0	18.8
1098	593953.18	4782725.17	0.10	0	D	200	38.3	-22.9	0.0	-5.0	0.0	0.0	20.4
1098	593953.18	4782725.17	0.10	0	D	250	41.3	-22.9	0.0	-4.4	0.0	0.0	22.8
1098	593953.18	4782725.17	0.10	0	D	315	41.1	-22.9	0.0	-3.2	0.0	0.0	21.5
1098	593953.18	4782725.17	0.10	0	D	400	40.7	-22.9	0.0	-1.3	0.0	0.0	19.0
1098	593953.18	4782725.17	0.10	0	D	500	42.7	-22.9	0.0	1.7	0.0	0.0	18.0
1098	593953.18	4782725.17	0.10	0	D	630	43.8	-22.9	0.0	6.3	0.0	0.0	14.5
1098	593953.18	4782725.17	0.10	0	D	800	42.5	-22.9	0.0	11.3	0.0	0.0	8.2
1098	593953.18	4782725.17	0.10	0	D	1000	42.9	-22.9	0.0	13.7	0.0	0.0	6.3
1098	593953.18	4782725.17	0.10	0	D	1250	41.8	-22.9	0.0	15.2	0.0	0.0	3.7
1098	593953.18	4782725.17	0.10	0	D	1600	41.3	-22.9	0.0	17.1	0.0	0.0	1.3
1098	593953.18	4782725.17	0.10	0	N	50	22.3	-22.9	0.0	-6.0	0.0	0.0	5.4
1098	593953.18	4782725.17	0.10	0	N	63	28.1	-22.9	0.0	-5.9	0.0	0.0	11.1
1098	593953.18	4782725.17	0.10	0	N	80	31.9	-22.9	0.0	-5.9	0.0	0.0	14.8
1098	593953.18	4782725.17	0.10	0	N	100	34.2	-22.9	0.0	-5.8	0.0	0.0	17.1
1098	593953.18	4782725.17	0.10	0	N	125	35.9	-22.9	0.0	-5.7	0.0	0.0	18.6
1098	593953.18	4782725.17	0.10	0	N	160	37.9	-22.9	0.0	-5.4	0.0	0.0	20.3
1098	593953.18	4782725.17	0.10	0	N	200	39.9	-22.9	0.0	-5.0	0.0	0.0	22.0

Road, TNM, Name: "Ottawa north", ID: "!01!Ottawa_N"													
Nr.	X	Y	Z	Refl.	DEN	Freq.	Lw	Ad	Aair	Agr	Afol	RL	Lr
	(m)	(m)	(m)			(Hz)	dB(A)	(dB)	(dB)	(dB)	(dB)	(dB)	dB(A)
1098	593953.18	4782725.17	0.10	0	N	250	43.1	-22.9	0.0	-4.4	0.0	0.0	24.5
1098	593953.18	4782725.17	0.10	0	N	315	42.7	-22.9	0.0	-3.2	0.0	0.0	23.0
1098	593953.18	4782725.17	0.10	0	N	400	42.0	-22.9	0.0	-1.3	0.0	0.0	20.3
1098	593953.18	4782725.17	0.10	0	N	500	43.9	-22.9	0.0	1.7	0.0	0.0	19.2
1098	593953.18	4782725.17	0.10	0	N	630	44.7	-22.9	0.0	6.3	0.0	0.0	15.4
1098	593953.18	4782725.17	0.10	0	N	800	43.5	-22.9	0.0	11.3	0.0	0.0	9.3
1098	593953.18	4782725.17	0.10	0	N	1000	43.9	-22.9	0.0	13.7	0.0	0.0	7.3
1098	593953.18	4782725.17	0.10	0	N	1250	42.9	-22.9	0.0	15.2	0.0	0.0	4.8
1098	593953.18	4782725.17	0.10	0	N	1600	42.3	-22.9	0.0	17.1	0.0	0.0	2.3
1098	593953.18	4782725.17	0.10	0	N	2000	42.0	-22.9	0.0	19.0	0.0	0.0	0.0
1113	593961.31	4782754.52	0.10	0	D	50	20.8	-18.3	0.0	-6.0	0.0	0.0	8.6
1113	593961.31	4782754.52	0.10	0	D	63	26.9	-18.3	0.0	-5.9	0.0	0.0	14.6
1113	593961.31	4782754.52	0.10	0	D	80	30.7	-18.3	0.0	-5.9	0.0	0.0	18.3
1113	593961.31	4782754.52	0.10	0	D	100	33.0	-18.3	0.0	-5.8	0.0	0.0	20.5
1113	593961.31	4782754.52	0.10	0	D	125	34.5	-18.3	0.0	-5.6	0.0	0.0	21.9
1113	593961.31	4782754.52	0.10	0	D	160	36.3	-18.3	0.0	-5.3	0.0	0.0	23.4
1113	593961.31	4782754.52	0.10	0	D	200	38.3	-18.3	0.0	-4.9	0.0	0.0	24.9
1113	593961.31	4782754.52	0.10	0	D	250	41.3	-18.3	0.0	-4.1	0.0	0.0	27.2
1113	593961.31	4782754.52	0.10	0	D	315	41.1	-18.3	0.0	-2.8	0.0	0.0	25.6
1113	593961.31	4782754.52	0.10	0	D	400	40.7	-18.3	0.0	-0.3	0.0	0.0	22.8
1113	593961.31	4782754.52	0.10	0	D	500	42.7	-18.3	0.0	3.4	0.0	0.0	21.1
1113	593961.31	4782754.52	0.10	0	D	630	43.8	-18.3	0.0	9.0	0.0	0.0	16.5
1113	593961.31	4782754.52	0.10	0	D	800	42.5	-18.3	0.0	14.2	0.0	0.0	10.0
1113	593961.31	4782754.52	0.10	0	D	1000	42.9	-18.3	0.0	16.0	0.0	0.0	8.6
1113	593961.31	4782754.52	0.10	0	D	1250	41.8	-18.3	0.0	17.5	0.0	0.0	6.1
1113	593961.31	4782754.52	0.10	0	D	1600	41.3	-18.3	0.0	19.4	0.0	0.0	3.6
1113	593961.31	4782754.52	0.10	0	D	2000	40.8	-18.3	0.0	21.4	0.0	0.0	1.2
1113	593961.31	4782754.52	0.10	0	N	50	22.3	-18.3	0.0	-6.0	0.0	0.0	10.0
1113	593961.31	4782754.52	0.10	0	N	63	28.1	-18.3	0.0	-5.9	0.0	0.0	15.8
1113	593961.31	4782754.52	0.10	0	N	80	31.9	-18.3	0.0	-5.9	0.0	0.0	19.5
1113	593961.31	4782754.52	0.10	0	N	100	34.2	-18.3	0.0	-5.8	0.0	0.0	21.7
1113	593961.31	4782754.52	0.10	0	N	125	35.9	-18.3	0.0	-5.6	0.0	0.0	23.3
1113	593961.31	4782754.52	0.10	0	N	160	37.9	-18.3	0.0	-5.3	0.0	0.0	24.9
1113	593961.31	4782754.52	0.10	0	N	200	39.9	-18.3	0.0	-4.9	0.0	0.0	26.5
1113	593961.31	4782754.52	0.10	0	N	250	43.1	-18.3	0.0	-4.1	0.0	0.0	29.0
1113	593961.31	4782754.52	0.10	0	N	315	42.7	-18.3	0.0	-2.8	0.0	0.0	27.2
1113	593961.31	4782754.52	0.10	0	N	400	42.0	-18.3	0.0	-0.3	0.0	0.0	24.0
1113	593961.31	4782754.52	0.10	0	N	500	43.9	-18.3	0.0	3.4	0.0	0.0	22.2
1113	593961.31	4782754.52	0.10	0	N	630	44.7	-18.3	0.0	9.0	0.0	0.0	17.4
1113	593961.31	4782754.52	0.10	0	N	800	43.5	-18.3	0.0	14.2	0.0	0.0	11.1
1113	593961.31	4782754.52	0.10	0	N	1000	43.9	-18.3	0.0	16.0	0.0	0.0	9.6
1113	593961.31	4782754.52	0.10	0	N	1250	42.9	-18.3	0.0	17.5	0.0	0.0	7.2
1113	593961.31	4782754.52	0.10	0	N	1600	42.3	-18.3	0.0	19.4	0.0	0.0	4.7
1113	593961.31	4782754.52	0.10	0	N	2000	42.0	-18.3	0.0	21.4	0.0	0.0	2.3
1113	593961.31	4782754.52	0.10	0	N	2500	41.7	-18.3	0.0	23.2	0.0	0.0	0.2
1128	593976.74	4782810.28	0.10	0	D	50	20.8	-20.2	0.0	-6.0	0.0	0.0	6.6
1128	593976.74	4782810.28	0.10	0	D	63	26.9	-20.2	0.0	-5.9	0.0	0.0	12.6
1128	593976.74	4782810.28	0.10	0	D	80	30.7	-20.2	0.0	-5.8	0.0	0.0	16.3
1128	593976.74	4782810.28	0.10	0	D	100	33.0	-20.2	0.0	-5.7	0.0	0.0	18.4
1128	593976.74	4782810.28	0.10	0	D	125	34.5	-20.2	0.0	-5.5	0.0	0.0	19.8
1128	593976.74	4782810.28	0.10	0	D	160	36.3	-20.2	0.0	-5.2	0.0	0.0	21.3
1128	593976.74	4782810.28	0.10	0	D	200	38.3	-20.2	0.0	-4.6	0.0	0.0	22.7
1128	593976.74	4782810.28	0.10	0	D	250	41.3	-20.2	0.0	-3.6	0.0	0.0	24.7
1128	593976.74	4782810.28	0.10	0	D	315	41.1	-20.2	0.0	-1.8	0.0	0.0	22.7
1128	593976.74	4782810.28	0.10	0	D	400	40.7	-20.2	0.0	1.5	0.0	0.0	19.0
1128	593976.74	4782810.28	0.10	0	D	500	42.7	-20.2	0.0	6.5	0.0	0.0	16.0
1128	593976.74	4782810.28	0.10	0	D	630	43.8	-20.2	0.0	13.6	0.0	0.0	9.9
1128	593976.74	4782810.28	0.10	0	D	800	42.5	-20.2	0.0	18.0	0.0	0.0	4.2
1128	593976.74	4782810.28	0.10	0	D	1000	42.9	-20.2	0.0	19.4	0.0	0.0	3.3
1128	593976.74	4782810.28	0.10	0	D	1250	41.8	-20.2	0.0	20.8	0.0	0.0	0.8
1128	593976.74	4782810.28	0.10	0	N	50	22.3	-20.2	0.0	-6.0	0.0	0.0	8.1
1128	593976.74	4782810.28	0.10	0	N	63	28.1	-20.2	0.0	-5.9	0.0	0.0	13.8
1128	593976.74	4782810.28	0.10	0	N	80	31.9	-20.2	0.0	-5.8	0.0	0.0	17.5

Road, TNM, Name: "Ottawa north", ID: "!01!Ottawa_N"													
Nr.	X	Y	Z	Refl.	DEN	Freq.	Lw	Ad	Aair	Agr	Afol	RL	Lr
	(m)	(m)	(m)			(Hz)	dB(A)	(dB)	(dB)	(dB)	(dB)	(dB)	dB(A)
1128	593976.74	4782810.28	0.10	0	N	100	34.2	-20.2	0.0	-5.7	0.0	0.0	19.7
1128	593976.74	4782810.28	0.10	0	N	125	35.9	-20.2	0.0	-5.5	0.0	0.0	21.2
1128	593976.74	4782810.28	0.10	0	N	160	37.9	-20.2	0.0	-5.2	0.0	0.0	22.8
1128	593976.74	4782810.28	0.10	0	N	200	39.9	-20.2	0.0	-4.6	0.0	0.0	24.3
1128	593976.74	4782810.28	0.10	0	N	250	43.1	-20.2	0.0	-3.6	0.0	0.0	26.5
1128	593976.74	4782810.28	0.10	0	N	315	42.7	-20.2	0.0	-1.8	0.0	0.0	24.3
1128	593976.74	4782810.28	0.10	0	N	400	42.0	-20.2	0.0	1.5	0.0	0.0	20.3
1128	593976.74	4782810.28	0.10	0	N	500	43.9	-20.2	0.0	6.5	0.0	0.0	17.1
1128	593976.74	4782810.28	0.10	0	N	630	44.7	-20.2	0.0	13.6	0.0	0.0	10.8
1128	593976.74	4782810.28	0.10	0	N	800	43.5	-20.2	0.0	18.0	0.0	0.0	5.3
1128	593976.74	4782810.28	0.10	0	N	1000	43.9	-20.2	0.0	19.4	0.0	0.0	4.3
1128	593976.74	4782810.28	0.10	0	N	1250	42.9	-20.2	0.0	20.8	0.0	0.0	1.9
1142	593994.20	4782873.38	0.10	0	D	50	20.8	-22.9	0.0	-6.0	0.0	0.0	3.9
1142	593994.20	4782873.38	0.10	0	D	63	26.9	-22.9	0.0	-5.9	0.0	0.0	9.9
1142	593994.20	4782873.38	0.10	0	D	80	30.7	-22.9	0.0	-5.8	0.0	0.0	13.6
1142	593994.20	4782873.38	0.10	0	D	100	33.0	-22.9	0.0	-5.7	0.0	0.0	15.7
1142	593994.20	4782873.38	0.10	0	D	125	34.5	-22.9	0.0	-5.4	0.0	0.0	17.1
1142	593994.20	4782873.38	0.10	0	D	160	36.3	-22.9	0.0	-5.0	0.0	0.0	18.5
1142	593994.20	4782873.38	0.10	0	D	200	38.3	-22.9	0.0	-4.4	0.0	0.0	19.7
1142	593994.20	4782873.38	0.10	0	D	250	41.3	-22.9	0.0	-3.0	0.0	0.0	21.5
1142	593994.20	4782873.38	0.10	0	D	315	41.1	-22.9	0.0	-0.7	0.0	0.0	18.9
1142	593994.20	4782873.38	0.10	0	D	400	40.7	-22.9	0.0	3.5	0.0	0.0	14.3
1142	593994.20	4782873.38	0.10	0	D	500	42.7	-22.9	0.0	9.9	0.0	0.0	9.9
1142	593994.20	4782873.38	0.10	0	D	630	43.8	-22.9	0.0	17.7	0.0	0.0	3.1
1142	593994.20	4782873.38	0.10	0	N	50	22.3	-22.9	0.0	-6.0	0.0	0.0	5.4
1142	593994.20	4782873.38	0.10	0	N	63	28.1	-22.9	0.0	-5.9	0.0	0.0	11.1
1142	593994.20	4782873.38	0.10	0	N	80	31.9	-22.9	0.0	-5.8	0.0	0.0	14.8
1142	593994.20	4782873.38	0.10	0	N	100	34.2	-22.9	0.0	-5.7	0.0	0.0	17.0
1142	593994.20	4782873.38	0.10	0	N	125	35.9	-22.9	0.0	-5.4	0.0	0.0	18.5
1142	593994.20	4782873.38	0.10	0	N	160	37.9	-22.9	0.0	-5.0	0.0	0.0	20.0
1142	593994.20	4782873.38	0.10	0	N	200	39.9	-22.9	0.0	-4.4	0.0	0.0	21.4
1142	593994.20	4782873.38	0.10	0	N	250	43.1	-22.9	0.0	-3.0	0.0	0.0	23.2
1142	593994.20	4782873.38	0.10	0	N	315	42.7	-22.9	0.0	-0.7	0.0	0.0	20.5
1142	593994.20	4782873.38	0.10	0	N	400	42.0	-22.9	0.0	3.5	0.0	0.0	15.6
1142	593994.20	4782873.38	0.10	0	N	500	43.9	-22.9	0.0	9.9	0.0	0.0	11.1
1142	593994.20	4782873.38	0.10	0	N	630	44.7	-22.9	0.0	17.7	0.0	0.0	4.1
1156	594008.77	4782926.04	0.10	0	D	50	20.8	-26.4	0.0	-6.0	0.0	0.0	0.4
1156	594008.77	4782926.04	0.10	0	D	63	26.9	-26.4	0.0	-5.9	0.0	0.0	6.4
1156	594008.77	4782926.04	0.10	0	D	80	30.7	-26.4	0.0	-5.8	0.0	0.0	10.1
1156	594008.77	4782926.04	0.10	0	D	100	33.0	-26.4	0.0	-5.6	0.0	0.0	12.2
1156	594008.77	4782926.04	0.10	0	D	125	34.5	-26.4	0.0	-5.4	0.0	0.0	13.5
1156	594008.77	4782926.04	0.10	0	D	160	36.3	-26.4	0.0	-4.9	0.0	0.0	14.9
1156	594008.77	4782926.04	0.10	0	D	200	38.3	-26.4	0.0	-4.1	0.0	0.0	16.0
1156	594008.77	4782926.04	0.10	0	D	250	41.3	-26.4	0.0	-2.5	0.0	0.0	17.5
1156	594008.77	4782926.04	0.10	0	D	315	41.1	-26.4	0.0	0.2	0.0	0.0	14.5
1156	594008.77	4782926.04	0.10	0	D	400	40.7	-26.4	0.0	5.2	0.0	0.0	9.1
1156	594008.77	4782926.04	0.10	0	D	500	42.7	-26.4	0.0	12.5	0.0	0.0	3.8
1156	594008.77	4782926.04	0.10	0	N	50	22.3	-26.4	0.0	-6.0	0.0	0.0	1.9
1156	594008.77	4782926.04	0.10	0	N	63	28.1	-26.4	0.0	-5.9	0.0	0.0	7.6
1156	594008.77	4782926.04	0.10	0	N	80	31.9	-26.4	0.0	-5.8	0.0	0.0	11.3
1156	594008.77	4782926.04	0.10	0	N	100	34.2	-26.4	0.0	-5.6	0.0	0.0	13.4
1156	594008.77	4782926.04	0.10	0	N	125	35.9	-26.4	0.0	-5.4	0.0	0.0	14.9
1156	594008.77	4782926.04	0.10	0	N	160	37.9	-26.4	0.0	-4.9	0.0	0.0	16.4
1156	594008.77	4782926.04	0.10	0	N	200	39.9	-26.4	0.0	-4.1	0.0	0.0	17.6
1156	594008.77	4782926.04	0.10	0	N	250	43.1	-26.4	0.0	-2.5	0.0	0.0	19.2
1156	594008.77	4782926.04	0.10	0	N	315	42.7	-26.4	0.0	0.2	0.0	0.0	16.1
1156	594008.77	4782926.04	0.10	0	N	400	42.0	-26.4	0.0	5.2	0.0	0.0	10.4
1156	594008.77	4782926.04	0.10	0	N	500	43.9	-26.4	0.0	12.5	0.0	0.0	4.9
1171	593932.68	4782617.32	0.10	0	D	50	20.8	-15.6	0.0	-6.0	0.0	0.0	11.2
1171	593932.68	4782617.32	0.10	0	D	63	26.9	-15.6	0.0	-5.9	0.0	0.0	17.3
1171	593932.68	4782617.32	0.10	0	D	80	30.7	-15.6	0.0	-5.9	0.0	0.0	21.0
1171	593932.68	4782617.32	0.10	0	D	100	33.0	-15.6	0.0	-5.8	0.0	0.0	23.2
1171	593932.68	4782617.32	0.10	0	D	125	34.5	-15.6	0.0	-5.7	0.0	0.0	24.7

Road, TNM, Name: "Ottawa north", ID: "!01!Ottawa_N"													
Nr.	X	Y	Z	Refl.	DEN	Freq.	Lw	Ad	Aair	Agr	Afol	RL	Lr
	(m)	(m)	(m)			(Hz)	dB(A)	(dB)	(dB)	(dB)	(dB)	(dB)	dB(A)
1171	593932.68	4782617.32	0.10	0	D	160	36.3	-15.6	0.0	-5.6	0.0	0.0	26.3
1171	593932.68	4782617.32	0.10	0	D	200	38.3	-15.6	0.0	-5.3	0.0	0.0	28.0
1171	593932.68	4782617.32	0.10	0	D	250	41.3	-15.6	0.0	-4.9	0.0	0.0	30.6
1171	593932.68	4782617.32	0.10	0	D	315	41.1	-15.6	0.0	-4.2	0.0	0.0	29.7
1171	593932.68	4782617.32	0.10	0	D	400	40.7	-15.6	0.0	-3.0	0.0	0.0	28.1
1171	593932.68	4782617.32	0.10	0	D	500	42.7	-15.6	0.0	-1.4	0.0	0.0	28.5
1171	593932.68	4782617.32	0.10	0	D	630	43.8	-15.6	0.0	1.0	0.0	0.0	27.1
1171	593932.68	4782617.32	0.10	0	D	800	42.5	-15.6	0.0	4.2	0.0	0.0	22.7
1171	593932.68	4782617.32	0.10	0	D	1000	42.9	-15.6	0.0	6.9	0.0	0.0	20.4
1171	593932.68	4782617.32	0.10	0	D	1250	41.8	-15.6	0.0	8.9	0.0	0.0	17.3
1171	593932.68	4782617.32	0.10	0	D	1600	41.3	-15.6	0.0	10.9	0.0	0.0	14.8
1171	593932.68	4782617.32	0.10	0	D	2000	40.8	-15.6	0.0	12.7	0.0	0.0	12.5
1171	593932.68	4782617.32	0.10	0	D	2500	40.3	-15.6	0.0	14.2	0.0	0.0	10.6
1171	593932.68	4782617.32	0.10	0	D	3150	40.3	-15.6	0.0	14.1	0.0	0.0	10.6
1171	593932.68	4782617.32	0.10	0	D	4000	39.1	-15.6	0.0	12.4	0.0	0.0	11.1
1171	593932.68	4782617.32	0.10	0	D	5000	37.6	-15.6	0.0	10.6	0.0	0.0	11.4
1171	593932.68	4782617.32	0.10	0	D	6300	35.7	-15.6	0.0	10.6	0.0	0.0	9.5
1171	593932.68	4782617.32	0.10	0	D	8000	33.1	-15.6	0.0	10.6	0.0	0.0	6.9
1171	593932.68	4782617.32	0.10	0	D	10000	29.7	-15.6	0.0	10.6	0.0	0.0	3.5
1171	593932.68	4782617.32	0.10	0	N	50	22.3	-15.6	0.0	-6.0	0.0	0.0	12.7
1171	593932.68	4782617.32	0.10	0	N	63	28.1	-15.6	0.0	-5.9	0.0	0.0	18.4
1171	593932.68	4782617.32	0.10	0	N	80	31.9	-15.6	0.0	-5.9	0.0	0.0	22.2
1171	593932.68	4782617.32	0.10	0	N	100	34.2	-15.6	0.0	-5.8	0.0	0.0	24.4
1171	593932.68	4782617.32	0.10	0	N	125	35.9	-15.6	0.0	-5.7	0.0	0.0	26.0
1171	593932.68	4782617.32	0.10	0	N	160	37.9	-15.6	0.0	-5.6	0.0	0.0	27.8
1171	593932.68	4782617.32	0.10	0	N	200	39.9	-15.6	0.0	-5.3	0.0	0.0	29.6
1171	593932.68	4782617.32	0.10	0	N	250	43.1	-15.6	0.0	-4.9	0.0	0.0	32.3
1171	593932.68	4782617.32	0.10	0	N	315	42.7	-15.6	0.0	-4.2	0.0	0.0	31.3
1171	593932.68	4782617.32	0.10	0	N	400	42.0	-15.6	0.0	-3.0	0.0	0.0	29.4
1171	593932.68	4782617.32	0.10	0	N	500	43.9	-15.6	0.0	-1.4	0.0	0.0	29.7
1171	593932.68	4782617.32	0.10	0	N	630	44.7	-15.6	0.0	1.0	0.0	0.0	28.1
1171	593932.68	4782617.32	0.10	0	N	800	43.5	-15.6	0.0	4.2	0.0	0.0	23.7
1171	593932.68	4782617.32	0.10	0	N	1000	43.9	-15.6	0.0	6.9	0.0	0.0	21.4
1171	593932.68	4782617.32	0.10	0	N	1250	42.9	-15.6	0.0	8.9	0.0	0.0	18.4
1171	593932.68	4782617.32	0.10	0	N	1600	42.3	-15.6	0.0	10.9	0.0	0.0	15.8
1171	593932.68	4782617.32	0.10	0	N	2000	42.0	-15.6	0.0	12.7	0.0	0.0	13.6
1171	593932.68	4782617.32	0.10	0	N	2500	41.7	-15.6	0.0	14.2	0.0	0.0	11.9
1171	593932.68	4782617.32	0.10	0	N	3150	41.8	-15.6	0.0	14.1	0.0	0.0	12.1
1171	593932.68	4782617.32	0.10	0	N	4000	40.6	-15.6	0.0	12.4	0.0	0.0	12.6
1171	593932.68	4782617.32	0.10	0	N	5000	39.2	-15.6	0.0	10.6	0.0	0.0	13.0
1171	593932.68	4782617.32	0.10	0	N	6300	37.3	-15.6	0.0	10.6	0.0	0.0	11.1
1171	593932.68	4782617.32	0.10	0	N	8000	34.7	-15.6	0.0	10.6	0.0	0.0	8.5
1171	593932.68	4782617.32	0.10	0	N	10000	31.3	-15.6	0.0	10.6	0.0	0.0	5.1
1186	593936.30	4782630.41	0.10	0	D	50	20.8	-15.2	0.0	-6.0	0.0	0.0	11.6
1186	593936.30	4782630.41	0.10	0	D	63	26.9	-15.2	0.0	-5.9	0.0	0.0	17.7
1186	593936.30	4782630.41	0.10	0	D	80	30.7	-15.2	0.0	-5.9	0.0	0.0	21.5
1186	593936.30	4782630.41	0.10	0	D	100	33.0	-15.2	0.0	-5.8	0.0	0.0	23.6
1186	593936.30	4782630.41	0.10	0	D	125	34.5	-15.2	0.0	-5.7	0.0	0.0	25.1
1186	593936.30	4782630.41	0.10	0	D	160	36.3	-15.2	0.0	-5.6	0.0	0.0	26.7
1186	593936.30	4782630.41	0.10	0	D	200	38.3	-15.2	0.0	-5.3	0.0	0.0	28.4
1186	593936.30	4782630.41	0.10	0	D	250	41.3	-15.2	0.0	-4.9	0.0	0.0	31.1
1186	593936.30	4782630.41	0.10	0	D	315	41.1	-15.2	0.0	-4.2	0.0	0.0	30.2
1186	593936.30	4782630.41	0.10	0	D	400	40.7	-15.2	0.0	-3.1	0.0	0.0	28.7
1186	593936.30	4782630.41	0.10	0	D	500	42.7	-15.2	0.0	-1.6	0.0	0.0	29.1
1186	593936.30	4782630.41	0.10	0	D	630	43.8	-15.2	0.0	0.7	0.0	0.0	27.8
1186	593936.30	4782630.41	0.10	0	D	800	42.5	-15.2	0.0	3.8	0.0	0.0	23.5
1186	593936.30	4782630.41	0.10	0	D	1000	42.9	-15.2	0.0	6.5	0.0	0.0	21.2
1186	593936.30	4782630.41	0.10	0	D	1250	41.8	-15.2	0.0	8.5	0.0	0.0	18.2
1186	593936.30	4782630.41	0.10	0	D	1600	41.3	-15.2	0.0	10.5	0.0	0.0	15.6
1186	593936.30	4782630.41	0.10	0	D	2000	40.8	-15.2	0.0	12.3	0.0	0.0	13.4
1186	593936.30	4782630.41	0.10	0	D	2500	40.3	-15.2	0.0	13.8	0.0	0.0	11.4
1186	593936.30	4782630.41	0.10	0	D	3150	40.3	-15.2	0.0	13.7	0.0	0.0	11.5
1186	593936.30	4782630.41	0.10	0	D	4000	39.1	-15.2	0.0	12.0	0.0	0.0	12.0

Road, TNM, Name: "Ottawa north", ID: "!01!Ottawa_N"													
Nr.	X	Y	Z	Refl.	DEN	Freq.	Lw	Ad	Aair	Agr	Afol	RL	Lr
	(m)	(m)	(m)			(Hz)	dB(A)	(dB)	(dB)	(dB)	(dB)	(dB)	dB(A)
1186	593936.30	4782630.41	0.10	0	D	5000	37.6	-15.2	0.0	10.1	0.0	0.0	12.4
1186	593936.30	4782630.41	0.10	0	D	6300	35.7	-15.2	0.0	10.1	0.0	0.0	10.4
1186	593936.30	4782630.41	0.10	0	D	8000	33.1	-15.2	0.0	10.1	0.0	0.0	7.9
1186	593936.30	4782630.41	0.10	0	D	10000	29.7	-15.2	0.0	10.1	0.0	0.0	4.5
1186	593936.30	4782630.41	0.10	0	N	50	22.3	-15.2	0.0	-6.0	0.0	0.0	13.1
1186	593936.30	4782630.41	0.10	0	N	63	28.1	-15.2	0.0	-5.9	0.0	0.0	18.9
1186	593936.30	4782630.41	0.10	0	N	80	31.9	-15.2	0.0	-5.9	0.0	0.0	22.6
1186	593936.30	4782630.41	0.10	0	N	100	34.2	-15.2	0.0	-5.8	0.0	0.0	24.9
1186	593936.30	4782630.41	0.10	0	N	125	35.9	-15.2	0.0	-5.7	0.0	0.0	26.5
1186	593936.30	4782630.41	0.10	0	N	160	37.9	-15.2	0.0	-5.6	0.0	0.0	28.3
1186	593936.30	4782630.41	0.10	0	N	200	39.9	-15.2	0.0	-5.3	0.0	0.0	30.1
1186	593936.30	4782630.41	0.10	0	N	250	43.1	-15.2	0.0	-4.9	0.0	0.0	32.8
1186	593936.30	4782630.41	0.10	0	N	315	42.7	-15.2	0.0	-4.2	0.0	0.0	31.8
1186	593936.30	4782630.41	0.10	0	N	400	42.0	-15.2	0.0	-3.1	0.0	0.0	29.9
1186	593936.30	4782630.41	0.10	0	N	500	43.9	-15.2	0.0	-1.6	0.0	0.0	30.3
1186	593936.30	4782630.41	0.10	0	N	630	44.7	-15.2	0.0	0.7	0.0	0.0	28.8
1186	593936.30	4782630.41	0.10	0	N	800	43.5	-15.2	0.0	3.8	0.0	0.0	24.6
1186	593936.30	4782630.41	0.10	0	N	1000	43.9	-15.2	0.0	6.5	0.0	0.0	22.2
1186	593936.30	4782630.41	0.10	0	N	1250	42.9	-15.2	0.0	8.5	0.0	0.0	19.2
1186	593936.30	4782630.41	0.10	0	N	1600	42.3	-15.2	0.0	10.5	0.0	0.0	16.6
1186	593936.30	4782630.41	0.10	0	N	2000	42.0	-15.2	0.0	12.3	0.0	0.0	14.5
1186	593936.30	4782630.41	0.10	0	N	2500	41.7	-15.2	0.0	13.8	0.0	0.0	12.7
1186	593936.30	4782630.41	0.10	0	N	3150	41.8	-15.2	0.0	13.7	0.0	0.0	13.0
1186	593936.30	4782630.41	0.10	0	N	4000	40.6	-15.2	0.0	12.0	0.0	0.0	13.5
1186	593936.30	4782630.41	0.10	0	N	5000	39.2	-15.2	0.0	10.1	0.0	0.0	13.9
1186	593936.30	4782630.41	0.10	0	N	6300	37.3	-15.2	0.0	10.1	0.0	0.0	12.1
1186	593936.30	4782630.41	0.10	0	N	8000	34.7	-15.2	0.0	10.1	0.0	0.0	9.5
1186	593936.30	4782630.41	0.10	0	N	10000	31.3	-15.2	0.0	10.1	0.0	0.0	6.0
1201	593940.24	4782644.64	0.10	0	D	50	20.8	-14.8	0.0	-6.0	0.0	0.0	12.0
1201	593940.24	4782644.64	0.10	0	D	63	26.9	-14.8	0.0	-5.9	0.0	0.0	18.1
1201	593940.24	4782644.64	0.10	0	D	80	30.7	-14.8	0.0	-5.9	0.0	0.0	21.8
1201	593940.24	4782644.64	0.10	0	D	100	33.0	-14.8	0.0	-5.8	0.0	0.0	24.0
1201	593940.24	4782644.64	0.10	0	D	125	34.5	-14.8	0.0	-5.7	0.0	0.0	25.5
1201	593940.24	4782644.64	0.10	0	D	160	36.3	-14.8	0.0	-5.6	0.0	0.0	27.1
1201	593940.24	4782644.64	0.10	0	D	200	38.3	-14.8	0.0	-5.3	0.0	0.0	28.8
1201	593940.24	4782644.64	0.10	0	D	250	41.3	-14.8	0.0	-4.9	0.0	0.0	31.4
1201	593940.24	4782644.64	0.10	0	D	315	41.1	-14.8	0.0	-4.2	0.0	0.0	30.5
1201	593940.24	4782644.64	0.10	0	D	400	40.7	-14.8	0.0	-3.1	0.0	0.0	29.0
1201	593940.24	4782644.64	0.10	0	D	500	42.7	-14.8	0.0	-1.5	0.0	0.0	29.4
1201	593940.24	4782644.64	0.10	0	D	630	43.8	-14.8	0.0	0.9	0.0	0.0	28.0
1201	593940.24	4782644.64	0.10	0	D	800	42.5	-14.8	0.0	4.1	0.0	0.0	23.6
1201	593940.24	4782644.64	0.10	0	D	1000	42.9	-14.8	0.0	6.8	0.0	0.0	21.3
1201	593940.24	4782644.64	0.10	0	D	1250	41.8	-14.8	0.0	8.8	0.0	0.0	18.3
1201	593940.24	4782644.64	0.10	0	D	1600	41.3	-14.8	0.0	10.8	0.0	0.0	15.7
1201	593940.24	4782644.64	0.10	0	D	2000	40.8	-14.8	0.0	12.6	0.0	0.0	13.4
1201	593940.24	4782644.64	0.10	0	D	2500	40.3	-14.8	0.0	14.0	0.0	0.0	11.5
1201	593940.24	4782644.64	0.10	0	D	3150	40.3	-14.8	0.0	14.0	0.0	0.0	11.6
1201	593940.24	4782644.64	0.10	0	D	4000	39.1	-14.8	0.0	12.3	0.0	0.0	12.0
1201	593940.24	4782644.64	0.10	0	D	5000	37.6	-14.8	0.0	10.4	0.0	0.0	12.4
1201	593940.24	4782644.64	0.10	0	D	6300	35.7	-14.8	0.0	10.4	0.0	0.0	10.5
1201	593940.24	4782644.64	0.10	0	D	8000	33.1	-14.8	0.0	10.4	0.0	0.0	7.9
1201	593940.24	4782644.64	0.10	0	D	10000	29.7	-14.8	0.0	10.4	0.0	0.0	4.5
1201	593940.24	4782644.64	0.10	0	N	50	22.3	-14.8	0.0	-6.0	0.0	0.0	13.5
1201	593940.24	4782644.64	0.10	0	N	63	28.1	-14.8	0.0	-5.9	0.0	0.0	19.3
1201	593940.24	4782644.64	0.10	0	N	80	31.9	-14.8	0.0	-5.9	0.0	0.0	23.0
1201	593940.24	4782644.64	0.10	0	N	100	34.2	-14.8	0.0	-5.8	0.0	0.0	25.2
1201	593940.24	4782644.64	0.10	0	N	125	35.9	-14.8	0.0	-5.7	0.0	0.0	26.9
1201	593940.24	4782644.64	0.10	0	N	160	37.9	-14.8	0.0	-5.6	0.0	0.0	28.6
1201	593940.24	4782644.64	0.10	0	N	200	39.9	-14.8	0.0	-5.3	0.0	0.0	30.4
1201	593940.24	4782644.64	0.10	0	N	250	43.1	-14.8	0.0	-4.9	0.0	0.0	33.2
1201	593940.24	4782644.64	0.10	0	N	315	42.7	-14.8	0.0	-4.2	0.0	0.0	32.1
1201	593940.24	4782644.64	0.10	0	N	400	42.0	-14.8	0.0	-3.1	0.0	0.0	30.2
1201	593940.24	4782644.64	0.10	0	N	500	43.9	-14.8	0.0	-1.5	0.0	0.0	30.5

Road, TNM, Name: "Ottawa north", ID: "!01!Ottawa_N"													
Nr.	X	Y	Z	Refl.	DEN	Freq.	Lw	Ad	Aair	Agr	Afol	RL	Lr
	(m)	(m)	(m)			(Hz)	dB(A)	(dB)	(dB)	(dB)	(dB)	(dB)	dB(A)
1201	593940.24	4782644.64	0.10	0	N	630	44.7	-14.8	0.0	0.9	0.0	0.0	29.0
1201	593940.24	4782644.64	0.10	0	N	800	43.5	-14.8	0.0	4.1	0.0	0.0	24.7
1201	593940.24	4782644.64	0.10	0	N	1000	43.9	-14.8	0.0	6.8	0.0	0.0	22.3
1201	593940.24	4782644.64	0.10	0	N	1250	42.9	-14.8	0.0	8.8	0.0	0.0	19.3
1201	593940.24	4782644.64	0.10	0	N	1600	42.3	-14.8	0.0	10.8	0.0	0.0	16.7
1201	593940.24	4782644.64	0.10	0	N	2000	42.0	-14.8	0.0	12.6	0.0	0.0	14.6
1201	593940.24	4782644.64	0.10	0	N	2500	41.7	-14.8	0.0	14.0	0.0	0.0	12.8
1201	593940.24	4782644.64	0.10	0	N	3150	41.8	-14.8	0.0	14.0	0.0	0.0	13.1
1201	593940.24	4782644.64	0.10	0	N	4000	40.6	-14.8	0.0	12.3	0.0	0.0	13.6
1201	593940.24	4782644.64	0.10	0	N	5000	39.2	-14.8	0.0	10.4	0.0	0.0	13.9
1201	593940.24	4782644.64	0.10	0	N	6300	37.3	-14.8	0.0	10.4	0.0	0.0	12.1
1201	593940.24	4782644.64	0.10	0	N	8000	34.7	-14.8	0.0	10.4	0.0	0.0	9.5
1201	593940.24	4782644.64	0.10	0	N	10000	31.3	-14.8	0.0	10.4	0.0	0.0	6.0
1216	593944.49	4782659.99	0.10	0	D	50	20.8	-15.9	0.0	-6.0	0.0	0.0	10.9
1216	593944.49	4782659.99	0.10	0	D	63	26.9	-15.9	0.0	-5.9	0.0	0.0	17.0
1216	593944.49	4782659.99	0.10	0	D	80	30.7	-15.9	0.0	-5.9	0.0	0.0	20.8
1216	593944.49	4782659.99	0.10	0	D	100	33.0	-15.9	0.0	-5.8	0.0	0.0	22.9
1216	593944.49	4782659.99	0.10	0	D	125	34.5	-15.9	0.0	-5.7	0.0	0.0	24.4
1216	593944.49	4782659.99	0.10	0	D	160	36.3	-15.9	0.0	-5.6	0.0	0.0	26.0
1216	593944.49	4782659.99	0.10	0	D	200	38.3	-15.9	0.0	-5.3	0.0	0.0	27.7
1216	593944.49	4782659.99	0.10	0	D	250	41.3	-15.9	0.0	-4.8	0.0	0.0	30.3
1216	593944.49	4782659.99	0.10	0	D	315	41.1	-15.9	0.0	-4.1	0.0	0.0	29.3
1216	593944.49	4782659.99	0.10	0	D	400	40.7	-15.9	0.0	-2.8	0.0	0.0	27.7
1216	593944.49	4782659.99	0.10	0	D	500	42.7	-15.9	0.0	-1.1	0.0	0.0	27.9
1216	593944.49	4782659.99	0.10	0	D	630	43.8	-15.9	0.0	1.6	0.0	0.0	26.3
1216	593944.49	4782659.99	0.10	0	D	800	42.5	-15.9	0.0	5.1	0.0	0.0	21.5
1216	593944.49	4782659.99	0.10	0	D	1000	42.9	-15.9	0.0	7.9	0.0	0.0	19.1
1216	593944.49	4782659.99	0.10	0	D	1250	41.8	-15.9	0.0	9.8	0.0	0.0	16.1
1216	593944.49	4782659.99	0.10	0	D	1600	41.3	-15.9	0.0	11.8	0.0	0.0	13.6
1216	593944.49	4782659.99	0.10	0	D	2000	40.8	-15.9	0.0	13.6	0.0	0.0	11.4
1216	593944.49	4782659.99	0.10	0	D	2500	40.3	-15.9	0.0	15.1	0.0	0.0	9.4
1216	593944.49	4782659.99	0.10	0	D	3150	40.3	-15.9	0.0	15.1	0.0	0.0	9.4
1216	593944.49	4782659.99	0.10	0	D	4000	39.1	-15.9	0.0	13.5	0.0	0.0	9.8
1216	593944.49	4782659.99	0.10	0	D	5000	37.6	-15.9	0.0	11.7	0.0	0.0	10.0
1216	593944.49	4782659.99	0.10	0	D	6300	35.7	-15.9	0.0	11.7	0.0	0.0	8.1
1216	593944.49	4782659.99	0.10	0	D	8000	33.1	-15.9	0.0	11.7	0.0	0.0	5.5
1216	593944.49	4782659.99	0.10	0	D	10000	29.7	-15.9	0.0	11.7	0.0	0.0	2.1
1216	593944.49	4782659.99	0.10	0	N	50	22.3	-15.9	0.0	-6.0	0.0	0.0	12.4
1216	593944.49	4782659.99	0.10	0	N	63	28.1	-15.9	0.0	-5.9	0.0	0.0	18.2
1216	593944.49	4782659.99	0.10	0	N	80	31.9	-15.9	0.0	-5.9	0.0	0.0	21.9
1216	593944.49	4782659.99	0.10	0	N	100	34.2	-15.9	0.0	-5.8	0.0	0.0	24.2
1216	593944.49	4782659.99	0.10	0	N	125	35.9	-15.9	0.0	-5.7	0.0	0.0	25.8
1216	593944.49	4782659.99	0.10	0	N	160	37.9	-15.9	0.0	-5.6	0.0	0.0	27.6
1216	593944.49	4782659.99	0.10	0	N	200	39.9	-15.9	0.0	-5.3	0.0	0.0	29.3
1216	593944.49	4782659.99	0.10	0	N	250	43.1	-15.9	0.0	-4.8	0.0	0.0	32.0
1216	593944.49	4782659.99	0.10	0	N	315	42.7	-15.9	0.0	-4.1	0.0	0.0	30.9
1216	593944.49	4782659.99	0.10	0	N	400	42.0	-15.9	0.0	-2.8	0.0	0.0	28.9
1216	593944.49	4782659.99	0.10	0	N	500	43.9	-15.9	0.0	-1.1	0.0	0.0	29.1
1216	593944.49	4782659.99	0.10	0	N	630	44.7	-15.9	0.0	1.6	0.0	0.0	27.2
1216	593944.49	4782659.99	0.10	0	N	800	43.5	-15.9	0.0	5.1	0.0	0.0	22.6
1216	593944.49	4782659.99	0.10	0	N	1000	43.9	-15.9	0.0	7.9	0.0	0.0	20.1
1216	593944.49	4782659.99	0.10	0	N	1250	42.9	-15.9	0.0	9.8	0.0	0.0	17.2
1216	593944.49	4782659.99	0.10	0	N	1600	42.3	-15.9	0.0	11.8	0.0	0.0	14.7
1216	593944.49	4782659.99	0.10	0	N	2000	42.0	-15.9	0.0	13.6	0.0	0.0	12.5
1216	593944.49	4782659.99	0.10	0	N	2500	41.7	-15.9	0.0	15.1	0.0	0.0	10.7
1216	593944.49	4782659.99	0.10	0	N	3150	41.8	-15.9	0.0	15.1	0.0	0.0	10.9
1216	593944.49	4782659.99	0.10	0	N	4000	40.6	-15.9	0.0	13.5	0.0	0.0	11.3
1216	593944.49	4782659.99	0.10	0	N	5000	39.2	-15.9	0.0	11.7	0.0	0.0	11.6
1216	593944.49	4782659.99	0.10	0	N	6300	37.3	-15.9	0.0	11.7	0.0	0.0	9.7
1216	593944.49	4782659.99	0.10	0	N	8000	34.7	-15.9	0.0	11.7	0.0	0.0	7.1
1216	593944.49	4782659.99	0.10	0	N	10000	31.3	-15.9	0.0	11.7	0.0	0.0	3.7
1231	593947.64	4782671.40	0.10	0	D	50	20.8	-20.0	0.0	-6.0	0.0	0.0	6.8
1231	593947.64	4782671.40	0.10	0	D	63	26.9	-20.0	0.0	-5.9	0.0	0.0	12.8

Road, TNM, Name: "Ottawa north", ID: "!01!Ottawa_N"													
Nr.	X	Y	Z	Refl.	DEN	Freq.	Lw	Ad	Aair	Agr	Afol	RL	Lr
	(m)	(m)	(m)			(Hz)	dB(A)	(dB)	(dB)	(dB)	(dB)	(dB)	dB(A)
1231	593947.64	4782671.40	0.10	0	D	80	30.7	-20.0	0.0	-5.9	0.0	0.0	16.6
1231	593947.64	4782671.40	0.10	0	D	100	33.0	-20.0	0.0	-5.8	0.0	0.0	18.7
1231	593947.64	4782671.40	0.10	0	D	125	34.5	-20.0	0.0	-5.7	0.0	0.0	20.2
1231	593947.64	4782671.40	0.10	0	D	160	36.3	-20.0	0.0	-5.5	0.0	0.0	21.8
1231	593947.64	4782671.40	0.10	0	D	200	38.3	-20.0	0.0	-5.2	0.0	0.0	23.5
1231	593947.64	4782671.40	0.10	0	D	250	41.3	-20.0	0.0	-4.7	0.0	0.0	26.0
1231	593947.64	4782671.40	0.10	0	D	315	41.1	-20.0	0.0	-3.9	0.0	0.0	25.0
1231	593947.64	4782671.40	0.10	0	D	400	40.7	-20.0	0.0	-2.6	0.0	0.0	23.3
1231	593947.64	4782671.40	0.10	0	D	500	42.7	-20.0	0.0	-0.6	0.0	0.0	23.3
1231	593947.64	4782671.40	0.10	0	D	630	43.8	-20.0	0.0	2.4	0.0	0.0	21.4
1231	593947.64	4782671.40	0.10	0	D	800	42.5	-20.0	0.0	6.2	0.0	0.0	16.3
1231	593947.64	4782671.40	0.10	0	D	1000	42.9	-20.0	0.0	9.0	0.0	0.0	13.8
1231	593947.64	4782671.40	0.10	0	D	1250	41.8	-20.0	0.0	10.9	0.0	0.0	10.9
1231	593947.64	4782671.40	0.10	0	D	1600	41.3	-20.0	0.0	12.8	0.0	0.0	8.4
1231	593947.64	4782671.40	0.10	0	D	2000	40.8	-20.0	0.0	14.7	0.0	0.0	6.1
1231	593947.64	4782671.40	0.10	0	D	2500	40.3	-20.0	0.0	16.1	0.0	0.0	4.2
1231	593947.64	4782671.40	0.10	0	D	3150	40.3	-20.0	0.0	16.2	0.0	0.0	4.1
1231	593947.64	4782671.40	0.10	0	D	4000	39.1	-20.0	0.0	14.7	0.0	0.0	4.4
1231	593947.64	4782671.40	0.10	0	D	5000	37.6	-20.0	0.0	13.1	0.0	0.0	4.5
1231	593947.64	4782671.40	0.10	0	D	6300	35.7	-20.0	0.0	13.1	0.0	0.0	2.6
1231	593947.64	4782671.40	0.10	0	D	8000	33.1	-20.0	0.0	13.1	0.0	0.0	0.0
1231	593947.64	4782671.40	0.10	0	N	50	22.3	-20.0	0.0	-6.0	0.0	0.0	8.2
1231	593947.64	4782671.40	0.10	0	N	63	28.1	-20.0	0.0	-5.9	0.0	0.0	14.0
1231	593947.64	4782671.40	0.10	0	N	80	31.9	-20.0	0.0	-5.9	0.0	0.0	17.7
1231	593947.64	4782671.40	0.10	0	N	100	34.2	-20.0	0.0	-5.8	0.0	0.0	20.0
1231	593947.64	4782671.40	0.10	0	N	125	35.9	-20.0	0.0	-5.7	0.0	0.0	21.6
1231	593947.64	4782671.40	0.10	0	N	160	37.9	-20.0	0.0	-5.5	0.0	0.0	23.4
1231	593947.64	4782671.40	0.10	0	N	200	39.9	-20.0	0.0	-5.2	0.0	0.0	25.1
1231	593947.64	4782671.40	0.10	0	N	250	43.1	-20.0	0.0	-4.7	0.0	0.0	27.8
1231	593947.64	4782671.40	0.10	0	N	315	42.7	-20.0	0.0	-3.9	0.0	0.0	26.6
1231	593947.64	4782671.40	0.10	0	N	400	42.0	-20.0	0.0	-2.6	0.0	0.0	24.5
1231	593947.64	4782671.40	0.10	0	N	500	43.9	-20.0	0.0	-0.6	0.0	0.0	24.4
1231	593947.64	4782671.40	0.10	0	N	630	44.7	-20.0	0.0	2.4	0.0	0.0	22.3
1231	593947.64	4782671.40	0.10	0	N	800	43.5	-20.0	0.0	6.2	0.0	0.0	17.3
1231	593947.64	4782671.40	0.10	0	N	1000	43.9	-20.0	0.0	9.0	0.0	0.0	14.8
1231	593947.64	4782671.40	0.10	0	N	1250	42.9	-20.0	0.0	10.9	0.0	0.0	12.0
1231	593947.64	4782671.40	0.10	0	N	1600	42.3	-20.0	0.0	12.8	0.0	0.0	9.5
1231	593947.64	4782671.40	0.10	0	N	2000	42.0	-20.0	0.0	14.7	0.0	0.0	7.3
1231	593947.64	4782671.40	0.10	0	N	2500	41.7	-20.0	0.0	16.1	0.0	0.0	5.5
1231	593947.64	4782671.40	0.10	0	N	3150	41.8	-20.0	0.0	16.2	0.0	0.0	5.6
1231	593947.64	4782671.40	0.10	0	N	4000	40.6	-20.0	0.0	14.7	0.0	0.0	5.9
1231	593947.64	4782671.40	0.10	0	N	5000	39.2	-20.0	0.0	13.1	0.0	0.0	6.1
1231	593947.64	4782671.40	0.10	0	N	6300	37.3	-20.0	0.0	13.1	0.0	0.0	4.2
1231	593947.64	4782671.40	0.10	0	N	8000	34.7	-20.0	0.0	13.1	0.0	0.0	1.6
1246	593952.47	4782688.84	0.10	0	D	50	20.8	-16.0	0.0	-6.0	0.0	0.0	10.8
1246	593952.47	4782688.84	0.10	0	D	63	26.9	-16.0	0.0	-5.9	0.0	0.0	16.9
1246	593952.47	4782688.84	0.10	0	D	80	30.7	-16.0	0.0	-5.9	0.0	0.0	20.6
1246	593952.47	4782688.84	0.10	0	D	100	33.0	-16.0	0.0	-5.8	0.0	0.0	22.8
1246	593952.47	4782688.84	0.10	0	D	125	34.5	-16.0	0.0	-5.7	0.0	0.0	24.2
1246	593952.47	4782688.84	0.10	0	D	160	36.3	-16.0	0.0	-5.5	0.0	0.0	25.8
1246	593952.47	4782688.84	0.10	0	D	200	38.3	-16.0	0.0	-5.2	0.0	0.0	27.4
1246	593952.47	4782688.84	0.10	0	D	250	41.3	-16.0	0.0	-4.6	0.0	0.0	30.0
1246	593952.47	4782688.84	0.10	0	D	315	41.1	-16.0	0.0	-3.7	0.0	0.0	28.8
1246	593952.47	4782688.84	0.10	0	D	400	40.7	-16.0	0.0	-2.1	0.0	0.0	26.8
1246	593952.47	4782688.84	0.10	0	D	500	42.7	-16.0	0.0	0.2	0.0	0.0	26.5
1246	593952.47	4782688.84	0.10	0	D	630	43.8	-16.0	0.0	3.7	0.0	0.0	24.0
1246	593952.47	4782688.84	0.10	0	D	800	42.5	-16.0	0.0	8.0	0.0	0.0	18.4
1246	593952.47	4782688.84	0.10	0	D	1000	42.9	-16.0	0.0	10.9	0.0	0.0	16.0
1246	593952.47	4782688.84	0.10	0	D	1250	41.8	-16.0	0.0	12.5	0.0	0.0	13.3
1246	593952.47	4782688.84	0.10	0	D	1600	41.3	-16.0	0.0	14.4	0.0	0.0	10.8
1246	593952.47	4782688.84	0.10	0	D	2000	40.8	-16.0	0.0	16.3	0.0	0.0	8.5
1246	593952.47	4782688.84	0.10	0	D	2500	40.3	-16.0	0.0	17.9	0.0	0.0	6.5
1246	593952.47	4782688.84	0.10	0	D	3150	40.3	-16.0	0.0	18.0	0.0	0.0	6.3

Road, TNM, Name: "Ottawa north", ID: "!01!Ottawa_N"													
Nr.	X	Y	Z	Refl.	DEN	Freq.	Lw	Ad	Aair	Agr	Afol	RL	Lr
	(m)	(m)	(m)			(Hz)	dB(A)	(dB)	(dB)	(dB)	(dB)	(dB)	dB(A)
1246	593952.47	4782688.84	0.10	0	D	4000	39.1	-16.0	0.0	16.7	0.0	0.0	6.4
1246	593952.47	4782688.84	0.10	0	D	5000	37.6	-16.0	0.0	15.3	0.0	0.0	6.3
1246	593952.47	4782688.84	0.10	0	D	6300	35.7	-16.0	0.0	15.3	0.0	0.0	4.4
1246	593952.47	4782688.84	0.10	0	D	8000	33.1	-16.0	0.0	15.3	0.0	0.0	1.8
1246	593952.47	4782688.84	0.10	0	N	50	22.3	-16.0	0.0	-6.0	0.0	0.0	12.3
1246	593952.47	4782688.84	0.10	0	N	63	28.1	-16.0	0.0	-5.9	0.0	0.0	18.0
1246	593952.47	4782688.84	0.10	0	N	80	31.9	-16.0	0.0	-5.9	0.0	0.0	21.8
1246	593952.47	4782688.84	0.10	0	N	100	34.2	-16.0	0.0	-5.8	0.0	0.0	24.0
1246	593952.47	4782688.84	0.10	0	N	125	35.9	-16.0	0.0	-5.7	0.0	0.0	25.6
1246	593952.47	4782688.84	0.10	0	N	160	37.9	-16.0	0.0	-5.5	0.0	0.0	27.3
1246	593952.47	4782688.84	0.10	0	N	200	39.9	-16.0	0.0	-5.2	0.0	0.0	29.1
1246	593952.47	4782688.84	0.10	0	N	250	43.1	-16.0	0.0	-4.6	0.0	0.0	31.7
1246	593952.47	4782688.84	0.10	0	N	315	42.7	-16.0	0.0	-3.7	0.0	0.0	30.4
1246	593952.47	4782688.84	0.10	0	N	400	42.0	-16.0	0.0	-2.1	0.0	0.0	28.1
1246	593952.47	4782688.84	0.10	0	N	500	43.9	-16.0	0.0	0.2	0.0	0.0	27.7
1246	593952.47	4782688.84	0.10	0	N	630	44.7	-16.0	0.0	3.7	0.0	0.0	25.0
1246	593952.47	4782688.84	0.10	0	N	800	43.5	-16.0	0.0	8.0	0.0	0.0	19.5
1246	593952.47	4782688.84	0.10	0	N	1000	43.9	-16.0	0.0	10.9	0.0	0.0	17.0
1246	593952.47	4782688.84	0.10	0	N	1250	42.9	-16.0	0.0	12.5	0.0	0.0	14.3
1246	593952.47	4782688.84	0.10	0	N	1600	42.3	-16.0	0.0	14.4	0.0	0.0	11.8
1246	593952.47	4782688.84	0.10	0	N	2000	42.0	-16.0	0.0	16.3	0.0	0.0	9.6
1246	593952.47	4782688.84	0.10	0	N	2500	41.7	-16.0	0.0	17.9	0.0	0.0	7.8
1246	593952.47	4782688.84	0.10	0	N	3150	41.8	-16.0	0.0	18.0	0.0	0.0	7.8
1246	593952.47	4782688.84	0.10	0	N	4000	40.6	-16.0	0.0	16.7	0.0	0.0	8.0
1246	593952.47	4782688.84	0.10	0	N	5000	39.2	-16.0	0.0	15.3	0.0	0.0	7.9
1246	593952.47	4782688.84	0.10	0	N	6300	37.3	-16.0	0.0	15.3	0.0	0.0	6.0
1246	593952.47	4782688.84	0.10	0	N	8000	34.7	-16.0	0.0	15.3	0.0	0.0	3.4
1261	593961.19	4782720.36	0.10	0	D	50	20.8	-17.6	0.0	-6.0	0.0	0.0	9.2
1261	593961.19	4782720.36	0.10	0	D	63	26.9	-17.6	0.0	-5.9	0.0	0.0	15.3
1261	593961.19	4782720.36	0.10	0	D	80	30.7	-17.6	0.0	-5.9	0.0	0.0	19.0
1261	593961.19	4782720.36	0.10	0	D	100	33.0	-17.6	0.0	-5.8	0.0	0.0	21.2
1261	593961.19	4782720.36	0.10	0	D	125	34.5	-17.6	0.0	-5.7	0.0	0.0	22.6
1261	593961.19	4782720.36	0.10	0	D	160	36.3	-17.6	0.0	-5.4	0.0	0.0	24.2
1261	593961.19	4782720.36	0.10	0	D	200	38.3	-17.6	0.0	-5.0	0.0	0.0	25.7
1261	593961.19	4782720.36	0.10	0	D	250	41.3	-17.6	0.0	-4.4	0.0	0.0	28.1
1261	593961.19	4782720.36	0.10	0	D	315	41.1	-17.6	0.0	-3.2	0.0	0.0	26.8
1261	593961.19	4782720.36	0.10	0	D	400	40.7	-17.6	0.0	-1.2	0.0	0.0	24.4
1261	593961.19	4782720.36	0.10	0	D	500	42.7	-17.6	0.0	1.8	0.0	0.0	23.3
1261	593961.19	4782720.36	0.10	0	D	630	43.8	-17.6	0.0	6.4	0.0	0.0	19.7
1261	593961.19	4782720.36	0.10	0	D	800	42.5	-17.6	0.0	11.5	0.0	0.0	13.4
1261	593961.19	4782720.36	0.10	0	D	1000	42.9	-17.6	0.0	13.8	0.0	0.0	11.5
1261	593961.19	4782720.36	0.10	0	D	1250	41.8	-17.6	0.0	15.3	0.0	0.0	8.9
1261	593961.19	4782720.36	0.10	0	D	1600	41.3	-17.6	0.0	17.2	0.0	0.0	6.5
1261	593961.19	4782720.36	0.10	0	D	2000	40.8	-17.6	0.0	19.2	0.0	0.0	4.1
1261	593961.19	4782720.36	0.10	0	D	2500	40.3	-17.6	0.0	20.8	0.0	0.0	2.0
1261	593961.19	4782720.36	0.10	0	D	3150	40.3	-17.6	0.0	21.2	0.0	0.0	1.6
1261	593961.19	4782720.36	0.10	0	D	4000	39.1	-17.6	0.0	20.2	0.0	0.0	1.4
1261	593961.19	4782720.36	0.10	0	D	5000	37.6	-17.6	0.0	19.2	0.0	0.0	0.8
1261	593961.19	4782720.36	0.10	0	N	50	22.3	-17.6	0.0	-6.0	0.0	0.0	10.7
1261	593961.19	4782720.36	0.10	0	N	63	28.1	-17.6	0.0	-5.9	0.0	0.0	16.5
1261	593961.19	4782720.36	0.10	0	N	80	31.9	-17.6	0.0	-5.9	0.0	0.0	20.2
1261	593961.19	4782720.36	0.10	0	N	100	34.2	-17.6	0.0	-5.8	0.0	0.0	22.4
1261	593961.19	4782720.36	0.10	0	N	125	35.9	-17.6	0.0	-5.7	0.0	0.0	24.0
1261	593961.19	4782720.36	0.10	0	N	160	37.9	-17.6	0.0	-5.4	0.0	0.0	25.7
1261	593961.19	4782720.36	0.10	0	N	200	39.9	-17.6	0.0	-5.0	0.0	0.0	27.4
1261	593961.19	4782720.36	0.10	0	N	250	43.1	-17.6	0.0	-4.4	0.0	0.0	29.9
1261	593961.19	4782720.36	0.10	0	N	315	42.7	-17.6	0.0	-3.2	0.0	0.0	28.4
1261	593961.19	4782720.36	0.10	0	N	400	42.0	-17.6	0.0	-1.2	0.0	0.0	25.6
1261	593961.19	4782720.36	0.10	0	N	500	43.9	-17.6	0.0	1.8	0.0	0.0	24.5
1261	593961.19	4782720.36	0.10	0	N	630	44.7	-17.6	0.0	6.4	0.0	0.0	20.7
1261	593961.19	4782720.36	0.10	0	N	800	43.5	-17.6	0.0	11.5	0.0	0.0	14.5
1261	593961.19	4782720.36	0.10	0	N	1000	43.9	-17.6	0.0	13.8	0.0	0.0	12.5
1261	593961.19	4782720.36	0.10	0	N	1250	42.9	-17.6	0.0	15.3	0.0	0.0	10.0

Road, TNM, Name: "Ottawa north", ID: "!01!Ottawa_N"													
Nr.	X	Y	Z	Refl.	DEN	Freq.	Lw	Ad	Aair	Agr	Afol	RL	Lr
	(m)	(m)	(m)			(Hz)	dB(A)	(dB)	(dB)	(dB)	(dB)	(dB)	dB(A)
1261	593961.19	4782720.36	0.10	0	N	1600	42.3	-17.6	0.0	17.2	0.0	0.0	7.5
1261	593961.19	4782720.36	0.10	0	N	2000	42.0	-17.6	0.0	19.2	0.0	0.0	5.2
1261	593961.19	4782720.36	0.10	0	N	2500	41.7	-17.6	0.0	20.8	0.0	0.0	3.3
1261	593961.19	4782720.36	0.10	0	N	3150	41.8	-17.6	0.0	21.2	0.0	0.0	3.1
1261	593961.19	4782720.36	0.10	0	N	4000	40.6	-17.6	0.0	20.2	0.0	0.0	2.9
1261	593961.19	4782720.36	0.10	0	N	5000	39.2	-17.6	0.0	19.2	0.0	0.0	2.3
1261	593961.19	4782720.36	0.10	0	N	6300	37.3	-17.6	0.0	19.2	0.0	0.0	0.5
1276	593967.89	4782744.58	0.10	0	D	50	20.8	-23.9	0.0	-6.0	0.0	0.0	3.0
1276	593967.89	4782744.58	0.10	0	D	63	26.9	-23.9	0.0	-5.9	0.0	0.0	9.0
1276	593967.89	4782744.58	0.10	0	D	80	30.7	-23.9	0.0	-5.9	0.0	0.0	12.7
1276	593967.89	4782744.58	0.10	0	D	100	33.0	-23.9	0.0	-5.8	0.0	0.0	14.9
1276	593967.89	4782744.58	0.10	0	D	125	34.5	-23.9	0.0	-5.6	0.0	0.0	16.3
1276	593967.89	4782744.58	0.10	0	D	160	36.3	-23.9	0.0	-5.4	0.0	0.0	17.8
1276	593967.89	4782744.58	0.10	0	D	200	38.3	-23.9	0.0	-4.9	0.0	0.0	19.3
1276	593967.89	4782744.58	0.10	0	D	250	41.3	-23.9	0.0	-4.2	0.0	0.0	21.6
1276	593967.89	4782744.58	0.10	0	D	315	41.1	-23.9	0.0	-2.8	0.0	0.0	20.1
1276	593967.89	4782744.58	0.10	0	D	400	40.7	-23.9	0.0	-0.5	0.0	0.0	17.3
1276	593967.89	4782744.58	0.10	0	D	500	42.7	-23.9	0.0	3.1	0.0	0.0	15.7
1276	593967.89	4782744.58	0.10	0	D	630	43.8	-23.9	0.0	8.6	0.0	0.0	11.3
1276	593967.89	4782744.58	0.10	0	D	800	42.5	-23.9	0.0	13.8	0.0	0.0	4.8
1276	593967.89	4782744.58	0.10	0	D	1000	42.9	-23.9	0.0	15.7	0.0	0.0	3.3
1276	593967.89	4782744.58	0.10	0	D	1250	41.8	-23.9	0.0	17.1	0.0	0.0	0.8
1276	593967.89	4782744.58	0.10	0	N	50	22.3	-23.9	0.0	-6.0	0.0	0.0	4.4
1276	593967.89	4782744.58	0.10	0	N	63	28.1	-23.9	0.0	-5.9	0.0	0.0	10.2
1276	593967.89	4782744.58	0.10	0	N	80	31.9	-23.9	0.0	-5.9	0.0	0.0	13.9
1276	593967.89	4782744.58	0.10	0	N	100	34.2	-23.9	0.0	-5.8	0.0	0.0	16.1
1276	593967.89	4782744.58	0.10	0	N	125	35.9	-23.9	0.0	-5.6	0.0	0.0	17.7
1276	593967.89	4782744.58	0.10	0	N	160	37.9	-23.9	0.0	-5.4	0.0	0.0	19.3
1276	593967.89	4782744.58	0.10	0	N	200	39.9	-23.9	0.0	-4.9	0.0	0.0	21.0
1276	593967.89	4782744.58	0.10	0	N	250	43.1	-23.9	0.0	-4.2	0.0	0.0	23.4
1276	593967.89	4782744.58	0.10	0	N	315	42.7	-23.9	0.0	-2.8	0.0	0.0	21.7
1276	593967.89	4782744.58	0.10	0	N	400	42.0	-23.9	0.0	-0.5	0.0	0.0	18.6
1276	593967.89	4782744.58	0.10	0	N	500	43.9	-23.9	0.0	3.1	0.0	0.0	16.9
1276	593967.89	4782744.58	0.10	0	N	630	44.7	-23.9	0.0	8.6	0.0	0.0	12.2
1276	593967.89	4782744.58	0.10	0	N	800	43.5	-23.9	0.0	13.8	0.0	0.0	5.9
1276	593967.89	4782744.58	0.10	0	N	1000	43.9	-23.9	0.0	15.7	0.0	0.0	4.3
1276	593967.89	4782744.58	0.10	0	N	1250	42.9	-23.9	0.0	17.1	0.0	0.0	1.9
1291	593977.97	4782781.01	0.10	0	D	50	20.8	-19.2	0.0	-6.0	0.0	0.0	7.6
1291	593977.97	4782781.01	0.10	0	D	63	26.9	-19.2	0.0	-5.9	0.0	0.0	13.7
1291	593977.97	4782781.01	0.10	0	D	80	30.7	-19.2	0.0	-5.8	0.0	0.0	17.4
1291	593977.97	4782781.01	0.10	0	D	100	33.0	-19.2	0.0	-5.7	0.0	0.0	19.5
1291	593977.97	4782781.01	0.10	0	D	125	34.5	-19.2	0.0	-5.6	0.0	0.0	20.9
1291	593977.97	4782781.01	0.10	0	D	160	36.3	-19.2	0.0	-5.3	0.0	0.0	22.4
1291	593977.97	4782781.01	0.10	0	D	200	38.3	-19.2	0.0	-4.8	0.0	0.0	23.8
1291	593977.97	4782781.01	0.10	0	D	250	41.3	-19.2	0.0	-3.8	0.0	0.0	26.0
1291	593977.97	4782781.01	0.10	0	D	315	41.1	-19.2	0.0	-2.2	0.0	0.0	24.2
1291	593977.97	4782781.01	0.10	0	D	400	40.7	-19.2	0.0	0.7	0.0	0.0	20.9
1291	593977.97	4782781.01	0.10	0	D	500	42.7	-19.2	0.0	5.1	0.0	0.0	18.4
1291	593977.97	4782781.01	0.10	0	D	630	43.8	-19.2	0.0	11.7	0.0	0.0	12.9
1291	593977.97	4782781.01	0.10	0	D	800	42.5	-19.2	0.0	16.5	0.0	0.0	6.7
1291	593977.97	4782781.01	0.10	0	D	1000	42.9	-19.2	0.0	18.0	0.0	0.0	5.7
1291	593977.97	4782781.01	0.10	0	D	1250	41.8	-19.2	0.0	19.4	0.0	0.0	3.2
1291	593977.97	4782781.01	0.10	0	D	1600	41.3	-19.2	0.0	21.4	0.0	0.0	0.7
1291	593977.97	4782781.01	0.10	0	N	50	22.3	-19.2	0.0	-6.0	0.0	0.0	9.1
1291	593977.97	4782781.01	0.10	0	N	63	28.1	-19.2	0.0	-5.9	0.0	0.0	14.8
1291	593977.97	4782781.01	0.10	0	N	80	31.9	-19.2	0.0	-5.8	0.0	0.0	18.5
1291	593977.97	4782781.01	0.10	0	N	100	34.2	-19.2	0.0	-5.7	0.0	0.0	20.7
1291	593977.97	4782781.01	0.10	0	N	125	35.9	-19.2	0.0	-5.6	0.0	0.0	22.3
1291	593977.97	4782781.01	0.10	0	N	160	37.9	-19.2	0.0	-5.3	0.0	0.0	23.9
1291	593977.97	4782781.01	0.10	0	N	200	39.9	-19.2	0.0	-4.8	0.0	0.0	25.5
1291	593977.97	4782781.01	0.10	0	N	250	43.1	-19.2	0.0	-3.8	0.0	0.0	27.7
1291	593977.97	4782781.01	0.10	0	N	315	42.7	-19.2	0.0	-2.2	0.0	0.0	25.8
1291	593977.97	4782781.01	0.10	0	N	400	42.0	-19.2	0.0	0.7	0.0	0.0	22.1

Road, TNM, Name: "Ottawa north", ID: "!01!Ottawa_N"													
Nr.	X	Y	Z	Refl.	DEN	Freq.	Lw	Ad	Aair	Agr	Afol	RL	Lr
	(m)	(m)	(m)			(Hz)	dB(A)	(dB)	(dB)	(dB)	(dB)	(dB)	dB(A)
1291	593977.97	4782781.01	0.10	0	N	500	43.9	-19.2	0.0	5.1	0.0	0.0	19.5
1291	593977.97	4782781.01	0.10	0	N	630	44.7	-19.2	0.0	11.7	0.0	0.0	13.8
1291	593977.97	4782781.01	0.10	0	N	800	43.5	-19.2	0.0	16.5	0.0	0.0	7.8
1291	593977.97	4782781.01	0.10	0	N	1000	43.9	-19.2	0.0	18.0	0.0	0.0	6.7
1291	593977.97	4782781.01	0.10	0	N	1250	42.9	-19.2	0.0	19.4	0.0	0.0	4.3
1291	593977.97	4782781.01	0.10	0	N	1600	42.3	-19.2	0.0	21.4	0.0	0.0	1.7
1306	593995.53	4782844.46	0.10	0	D	50	20.8	-21.7	0.0	-6.0	0.0	0.0	5.1
1306	593995.53	4782844.46	0.10	0	D	63	26.9	-21.7	0.0	-5.9	0.0	0.0	11.2
1306	593995.53	4782844.46	0.10	0	D	80	30.7	-21.7	0.0	-5.8	0.0	0.0	14.9
1306	593995.53	4782844.46	0.10	0	D	100	33.0	-21.7	0.0	-5.7	0.0	0.0	17.0
1306	593995.53	4782844.46	0.10	0	D	125	34.5	-21.7	0.0	-5.5	0.0	0.0	18.3
1306	593995.53	4782844.46	0.10	0	D	160	36.3	-21.7	0.0	-5.1	0.0	0.0	19.8
1306	593995.53	4782844.46	0.10	0	D	200	38.3	-21.7	0.0	-4.5	0.0	0.0	21.1
1306	593995.53	4782844.46	0.10	0	D	250	41.3	-21.7	0.0	-3.3	0.0	0.0	22.9
1306	593995.53	4782844.46	0.10	0	D	315	41.1	-21.7	0.0	-1.1	0.0	0.0	20.6
1306	593995.53	4782844.46	0.10	0	D	400	40.7	-21.7	0.0	2.7	0.0	0.0	16.3
1306	593995.53	4782844.46	0.10	0	D	500	42.7	-21.7	0.0	8.6	0.0	0.0	12.5
1306	593995.53	4782844.46	0.10	0	D	630	43.8	-21.7	0.0	16.3	0.0	0.0	5.8
1306	593995.53	4782844.46	0.10	0	D	800	42.5	-21.7	0.0	19.9	0.0	0.0	0.9
1306	593995.53	4782844.46	0.10	0	D	1000	42.9	-21.7	0.0	21.2	0.0	0.0	0.0
1306	593995.53	4782844.46	0.10	0	N	50	22.3	-21.7	0.0	-6.0	0.0	0.0	6.6
1306	593995.53	4782844.46	0.10	0	N	63	28.1	-21.7	0.0	-5.9	0.0	0.0	12.3
1306	593995.53	4782844.46	0.10	0	N	80	31.9	-21.7	0.0	-5.8	0.0	0.0	16.0
1306	593995.53	4782844.46	0.10	0	N	100	34.2	-21.7	0.0	-5.7	0.0	0.0	18.2
1306	593995.53	4782844.46	0.10	0	N	125	35.9	-21.7	0.0	-5.5	0.0	0.0	19.7
1306	593995.53	4782844.46	0.10	0	N	160	37.9	-21.7	0.0	-5.1	0.0	0.0	21.3
1306	593995.53	4782844.46	0.10	0	N	200	39.9	-21.7	0.0	-4.5	0.0	0.0	22.7
1306	593995.53	4782844.46	0.10	0	N	250	43.1	-21.7	0.0	-3.3	0.0	0.0	24.7
1306	593995.53	4782844.46	0.10	0	N	315	42.7	-21.7	0.0	-1.1	0.0	0.0	22.2
1306	593995.53	4782844.46	0.10	0	N	400	42.0	-21.7	0.0	2.7	0.0	0.0	17.6
1306	593995.53	4782844.46	0.10	0	N	500	43.9	-21.7	0.0	8.6	0.0	0.0	13.6
1306	593995.53	4782844.46	0.10	0	N	630	44.7	-21.7	0.0	16.3	0.0	0.0	6.7
1306	593995.53	4782844.46	0.10	0	N	800	43.5	-21.7	0.0	19.9	0.0	0.0	1.9
1306	593995.53	4782844.46	0.10	0	N	1000	43.9	-21.7	0.0	21.2	0.0	0.0	1.0
1321	594014.03	4782911.32	0.10	0	D	50	20.8	-24.0	0.0	-6.0	0.0	0.0	2.8
1321	594014.03	4782911.32	0.10	0	D	63	26.9	-24.0	0.0	-5.9	0.0	0.0	8.8
1321	594014.03	4782911.32	0.10	0	D	80	30.7	-24.0	0.0	-5.8	0.0	0.0	12.5
1321	594014.03	4782911.32	0.10	0	D	100	33.0	-24.0	0.0	-5.6	0.0	0.0	14.6
1321	594014.03	4782911.32	0.10	0	D	125	34.5	-24.0	0.0	-5.4	0.0	0.0	15.9
1321	594014.03	4782911.32	0.10	0	D	160	36.3	-24.0	0.0	-4.9	0.0	0.0	17.3
1321	594014.03	4782911.32	0.10	0	D	200	38.3	-24.0	0.0	-4.2	0.0	0.0	18.4
1321	594014.03	4782911.32	0.10	0	D	250	41.3	-24.0	0.0	-2.6	0.0	0.0	19.9
1321	594014.03	4782911.32	0.10	0	D	315	41.1	-24.0	0.0	0.0	0.0	0.0	17.1
1321	594014.03	4782911.32	0.10	0	D	400	40.7	-24.0	0.0	4.8	0.0	0.0	11.9
1321	594014.03	4782911.32	0.10	0	D	500	42.7	-24.0	0.0	12.0	0.0	0.0	6.7
1321	594014.03	4782911.32	0.10	0	N	50	22.3	-24.0	0.0	-6.0	0.0	0.0	4.3
1321	594014.03	4782911.32	0.10	0	N	63	28.1	-24.0	0.0	-5.9	0.0	0.0	10.0
1321	594014.03	4782911.32	0.10	0	N	80	31.9	-24.0	0.0	-5.8	0.0	0.0	13.6
1321	594014.03	4782911.32	0.10	0	N	100	34.2	-24.0	0.0	-5.6	0.0	0.0	15.8
1321	594014.03	4782911.32	0.10	0	N	125	35.9	-24.0	0.0	-5.4	0.0	0.0	17.3
1321	594014.03	4782911.32	0.10	0	N	160	37.9	-24.0	0.0	-4.9	0.0	0.0	18.8
1321	594014.03	4782911.32	0.10	0	N	200	39.9	-24.0	0.0	-4.2	0.0	0.0	20.0
1321	594014.03	4782911.32	0.10	0	N	250	43.1	-24.0	0.0	-2.6	0.0	0.0	21.7
1321	594014.03	4782911.32	0.10	0	N	315	42.7	-24.0	0.0	0.0	0.0	0.0	18.7
1321	594014.03	4782911.32	0.10	0	N	400	42.0	-24.0	0.0	4.8	0.0	0.0	13.1
1321	594014.03	4782911.32	0.10	0	N	500	43.9	-24.0	0.0	12.0	0.0	0.0	7.8
1321	594014.03	4782911.32	0.10	0	N	630	44.7	-24.0	0.0	19.8	0.0	0.0	0.9

Road, TNM, Name: "Ottawa south", ID: "!01!Ottawa_s"													
Nr.	X	Y	Z	Refl.	DEN	Freq.	Lw	Ad	Aair	Agr	Afol	RL	Lr
	(m)	(m)	(m)			(Hz)	dB(A)	(dB)	(dB)	(dB)	(dB)	(dB)	dB(A)
1336	593921.23	4782588.01	0.10	0	D	50	17.2	-15.1	0.0	-6.0	0.0	0.0	8.1
1336	593921.23	4782588.01	0.10	0	D	63	23.4	-15.1	0.0	-5.9	0.0	0.0	14.2

Road, TNM, Name: "Ottawa south", ID: "!01!Ottawa_s"													
Nr.	X	Y	Z	Refl.	DEN	Freq.	Lw	Ad	Aair	Agr	Afol	RL	Lr
	(m)	(m)	(m)			(Hz)	dB(A)	(dB)	(dB)	(dB)	(dB)	(dB)	dB(A)
1336	593921.23	4782588.01	0.10	0	D	80	27.2	-15.1	0.0	-5.9	0.0	0.0	17.9
1336	593921.23	4782588.01	0.10	0	D	100	29.4	-15.1	0.0	-5.8	0.0	0.0	20.1
1336	593921.23	4782588.01	0.10	0	D	125	31.0	-15.1	0.0	-5.7	0.0	0.0	21.6
1336	593921.23	4782588.01	0.10	0	D	160	32.8	-15.1	0.0	-5.5	0.0	0.0	23.2
1336	593921.23	4782588.01	0.10	0	D	200	34.7	-15.1	0.0	-5.2	0.0	0.0	24.8
1336	593921.23	4782588.01	0.10	0	D	250	37.8	-15.1	0.0	-4.7	0.0	0.0	27.4
1336	593921.23	4782588.01	0.10	0	D	315	37.6	-15.1	0.0	-3.9	0.0	0.0	26.3
1336	593921.23	4782588.01	0.10	0	D	400	37.1	-15.1	0.0	-2.5	0.0	0.0	24.5
1336	593921.23	4782588.01	0.10	0	D	500	39.1	-15.1	0.0	-0.5	0.0	0.0	24.5
1336	593921.23	4782588.01	0.10	0	D	630	40.2	-15.1	0.0	2.6	0.0	0.0	22.5
1336	593921.23	4782588.01	0.10	0	D	800	38.9	-15.1	0.0	6.5	0.0	0.0	17.3
1336	593921.23	4782588.01	0.10	0	D	1000	39.3	-15.1	0.0	9.3	0.0	0.0	14.9
1336	593921.23	4782588.01	0.10	0	D	1250	38.3	-15.1	0.0	11.2	0.0	0.0	12.0
1336	593921.23	4782588.01	0.10	0	D	1600	37.7	-15.1	0.0	13.1	0.0	0.0	9.5
1336	593921.23	4782588.01	0.10	0	D	2000	37.3	-15.1	0.0	14.9	0.0	0.0	7.2
1336	593921.23	4782588.01	0.10	0	D	2500	36.8	-15.1	0.0	16.4	0.0	0.0	5.2
1336	593921.23	4782588.01	0.10	0	D	3150	36.8	-15.1	0.0	16.5	0.0	0.0	5.2
1336	593921.23	4782588.01	0.10	0	D	4000	35.5	-15.1	0.0	15.0	0.0	0.0	5.4
1336	593921.23	4782588.01	0.10	0	D	5000	34.0	-15.1	0.0	13.4	0.0	0.0	5.5
1336	593921.23	4782588.01	0.10	0	D	6300	32.1	-15.1	0.0	13.4	0.0	0.0	3.6
1336	593921.23	4782588.01	0.10	0	D	8000	29.5	-15.1	0.0	13.4	0.0	0.0	1.0
1336	593921.23	4782588.01	0.10	0	N	50	18.7	-15.1	0.0	-6.0	0.0	0.0	9.6
1336	593921.23	4782588.01	0.10	0	N	63	24.5	-15.1	0.0	-5.9	0.0	0.0	15.3
1336	593921.23	4782588.01	0.10	0	N	80	28.3	-15.1	0.0	-5.9	0.0	0.0	19.1
1336	593921.23	4782588.01	0.10	0	N	100	30.6	-15.1	0.0	-5.8	0.0	0.0	21.3
1336	593921.23	4782588.01	0.10	0	N	125	32.3	-15.1	0.0	-5.7	0.0	0.0	22.9
1336	593921.23	4782588.01	0.10	0	N	160	34.3	-15.1	0.0	-5.5	0.0	0.0	24.7
1336	593921.23	4782588.01	0.10	0	N	200	36.3	-15.1	0.0	-5.2	0.0	0.0	26.4
1336	593921.23	4782588.01	0.10	0	N	250	39.5	-15.1	0.0	-4.7	0.0	0.0	29.1
1336	593921.23	4782588.01	0.10	0	N	315	39.1	-15.1	0.0	-3.9	0.0	0.0	27.9
1336	593921.23	4782588.01	0.10	0	N	400	38.4	-15.1	0.0	-2.5	0.0	0.0	25.8
1336	593921.23	4782588.01	0.10	0	N	500	40.3	-15.1	0.0	-0.5	0.0	0.0	25.6
1336	593921.23	4782588.01	0.10	0	N	630	41.1	-15.1	0.0	2.6	0.0	0.0	23.4
1336	593921.23	4782588.01	0.10	0	N	800	39.9	-15.1	0.0	6.5	0.0	0.0	18.4
1336	593921.23	4782588.01	0.10	0	N	1000	40.3	-15.1	0.0	9.3	0.0	0.0	15.9
1336	593921.23	4782588.01	0.10	0	N	1250	39.3	-15.1	0.0	11.2	0.0	0.0	13.0
1336	593921.23	4782588.01	0.10	0	N	1600	38.7	-15.1	0.0	13.1	0.0	0.0	10.5
1336	593921.23	4782588.01	0.10	0	N	2000	38.4	-15.1	0.0	14.9	0.0	0.0	8.3
1336	593921.23	4782588.01	0.10	0	N	2500	38.1	-15.1	0.0	16.4	0.0	0.0	6.5
1336	593921.23	4782588.01	0.10	0	N	3150	38.2	-15.1	0.0	16.5	0.0	0.0	6.6
1336	593921.23	4782588.01	0.10	0	N	4000	37.0	-15.1	0.0	15.0	0.0	0.0	6.9
1336	593921.23	4782588.01	0.10	0	N	5000	35.6	-15.1	0.0	13.4	0.0	0.0	7.0
1336	593921.23	4782588.01	0.10	0	N	6300	33.7	-15.1	0.0	13.4	0.0	0.0	5.2
1336	593921.23	4782588.01	0.10	0	N	8000	31.1	-15.1	0.0	13.4	0.0	0.0	2.6
1351	593914.13	4782563.68	0.10	0	D	50	17.2	-17.5	0.0	-6.0	0.0	0.0	5.7
1351	593914.13	4782563.68	0.10	0	D	63	23.4	-17.5	0.0	-5.9	0.0	0.0	11.8
1351	593914.13	4782563.68	0.10	0	D	80	27.2	-17.5	0.0	-5.9	0.0	0.0	15.5
1351	593914.13	4782563.68	0.10	0	D	100	29.4	-17.5	0.0	-5.8	0.0	0.0	17.7
1351	593914.13	4782563.68	0.10	0	D	125	31.0	-17.5	0.0	-5.7	0.0	0.0	19.1
1351	593914.13	4782563.68	0.10	0	D	160	32.8	-17.5	0.0	-5.5	0.0	0.0	20.7
1351	593914.13	4782563.68	0.10	0	D	200	34.7	-17.5	0.0	-5.1	0.0	0.0	22.3
1351	593914.13	4782563.68	0.10	0	D	250	37.8	-17.5	0.0	-4.5	0.0	0.0	24.8
1351	593914.13	4782563.68	0.10	0	D	315	37.6	-17.5	0.0	-3.5	0.0	0.0	23.6
1351	593914.13	4782563.68	0.10	0	D	400	37.1	-17.5	0.0	-1.8	0.0	0.0	21.5
1351	593914.13	4782563.68	0.10	0	D	500	39.1	-17.5	0.0	0.7	0.0	0.0	20.9
1351	593914.13	4782563.68	0.10	0	D	630	40.2	-17.5	0.0	4.6	0.0	0.0	18.1
1351	593914.13	4782563.68	0.10	0	D	800	38.9	-17.5	0.0	9.3	0.0	0.0	12.1
1351	593914.13	4782563.68	0.10	0	D	1000	39.3	-17.5	0.0	11.9	0.0	0.0	9.9
1351	593914.13	4782563.68	0.10	0	D	1250	38.3	-17.5	0.0	13.5	0.0	0.0	7.2
1351	593914.13	4782563.68	0.10	0	D	1600	37.7	-17.5	0.0	15.4	0.0	0.0	4.8
1351	593914.13	4782563.68	0.10	0	D	2000	37.3	-17.5	0.0	17.3	0.0	0.0	2.4
1351	593914.13	4782563.68	0.10	0	D	2500	36.8	-17.5	0.0	18.9	0.0	0.0	0.3
1351	593914.13	4782563.68	0.10	0	D	3150	36.8	-17.5	0.0	19.1	0.0	0.0	0.1

Road, TNM, Name: "Ottawa south", ID: "!01!Ottawa_s"													
Nr.	X	Y	Z	Refl.	DEN	Freq.	Lw	Ad	Aair	Agr	Afol	RL	Lr
	(m)	(m)	(m)			(Hz)	dB(A)	(dB)	(dB)	(dB)	(dB)	(dB)	dB(A)
1351	593914.13	4782563.68	0.10	0	D	4000	35.5	-17.5	0.0	17.9	0.0	0.0	0.1
1351	593914.13	4782563.68	0.10	0	N	50	18.7	-17.5	0.0	-6.0	0.0	0.0	7.2
1351	593914.13	4782563.68	0.10	0	N	63	24.5	-17.5	0.0	-5.9	0.0	0.0	12.9
1351	593914.13	4782563.68	0.10	0	N	80	28.3	-17.5	0.0	-5.9	0.0	0.0	16.7
1351	593914.13	4782563.68	0.10	0	N	100	30.6	-17.5	0.0	-5.8	0.0	0.0	18.9
1351	593914.13	4782563.68	0.10	0	N	125	32.3	-17.5	0.0	-5.7	0.0	0.0	20.5
1351	593914.13	4782563.68	0.10	0	N	160	34.3	-17.5	0.0	-5.5	0.0	0.0	22.2
1351	593914.13	4782563.68	0.10	0	N	200	36.3	-17.5	0.0	-5.1	0.0	0.0	23.9
1351	593914.13	4782563.68	0.10	0	N	250	39.5	-17.5	0.0	-4.5	0.0	0.0	26.5
1351	593914.13	4782563.68	0.10	0	N	315	39.1	-17.5	0.0	-3.5	0.0	0.0	25.2
1351	593914.13	4782563.68	0.10	0	N	400	38.4	-17.5	0.0	-1.8	0.0	0.0	22.7
1351	593914.13	4782563.68	0.10	0	N	500	40.3	-17.5	0.0	0.7	0.0	0.0	22.0
1351	593914.13	4782563.68	0.10	0	N	630	41.1	-17.5	0.0	4.6	0.0	0.0	19.0
1351	593914.13	4782563.68	0.10	0	N	800	39.9	-17.5	0.0	9.3	0.0	0.0	13.2
1351	593914.13	4782563.68	0.10	0	N	1000	40.3	-17.5	0.0	11.9	0.0	0.0	10.8
1351	593914.13	4782563.68	0.10	0	N	1250	39.3	-17.5	0.0	13.5	0.0	0.0	8.2
1351	593914.13	4782563.68	0.10	0	N	1600	38.7	-17.5	0.0	15.4	0.0	0.0	5.8
1351	593914.13	4782563.68	0.10	0	N	2000	38.4	-17.5	0.0	17.3	0.0	0.0	3.5
1351	593914.13	4782563.68	0.10	0	N	2500	38.1	-17.5	0.0	18.9	0.0	0.0	1.6
1351	593914.13	4782563.68	0.10	0	N	3150	38.2	-17.5	0.0	19.1	0.0	0.0	1.6
1351	593914.13	4782563.68	0.10	0	N	4000	37.0	-17.5	0.0	17.9	0.0	0.0	1.6
1351	593914.13	4782563.68	0.10	0	N	5000	35.6	-17.5	0.0	16.7	0.0	0.0	1.4
1366	593903.48	4782527.19	0.10	0	D	50	17.2	-17.4	0.0	-6.0	0.0	0.0	5.9
1366	593903.48	4782527.19	0.10	0	D	63	23.4	-17.4	0.0	-5.9	0.0	0.0	11.9
1366	593903.48	4782527.19	0.10	0	D	80	27.2	-17.4	0.0	-5.9	0.0	0.0	15.7
1366	593903.48	4782527.19	0.10	0	D	100	29.4	-17.4	0.0	-5.8	0.0	0.0	17.8
1366	593903.48	4782527.19	0.10	0	D	125	31.0	-17.4	0.0	-5.6	0.0	0.0	19.2
1366	593903.48	4782527.19	0.10	0	D	160	32.8	-17.4	0.0	-5.4	0.0	0.0	20.8
1366	593903.48	4782527.19	0.10	0	D	200	34.7	-17.4	0.0	-5.0	0.0	0.0	22.3
1366	593903.48	4782527.19	0.10	0	D	250	37.8	-17.4	0.0	-4.2	0.0	0.0	24.6
1366	593903.48	4782527.19	0.10	0	D	315	37.6	-17.4	0.0	-3.0	0.0	0.0	23.2
1366	593903.48	4782527.19	0.10	0	D	400	37.1	-17.4	0.0	-0.7	0.0	0.0	20.5
1366	593903.48	4782527.19	0.10	0	D	500	39.1	-17.4	0.0	2.7	0.0	0.0	19.1
1366	593903.48	4782527.19	0.10	0	D	630	40.2	-17.4	0.0	7.9	0.0	0.0	14.9
1366	593903.48	4782527.19	0.10	0	D	800	38.9	-17.4	0.0	13.1	0.0	0.0	8.4
1366	593903.48	4782527.19	0.10	0	D	1000	39.3	-17.4	0.0	15.1	0.0	0.0	6.8
1366	593903.48	4782527.19	0.10	0	D	1250	38.3	-17.4	0.0	16.6	0.0	0.0	4.3
1366	593903.48	4782527.19	0.10	0	D	1600	37.7	-17.4	0.0	18.5	0.0	0.0	1.9
1366	593903.48	4782527.19	0.10	0	N	50	18.7	-17.4	0.0	-6.0	0.0	0.0	7.3
1366	593903.48	4782527.19	0.10	0	N	63	24.5	-17.4	0.0	-5.9	0.0	0.0	13.1
1366	593903.48	4782527.19	0.10	0	N	80	28.3	-17.4	0.0	-5.9	0.0	0.0	16.8
1366	593903.48	4782527.19	0.10	0	N	100	30.6	-17.4	0.0	-5.8	0.0	0.0	19.0
1366	593903.48	4782527.19	0.10	0	N	125	32.3	-17.4	0.0	-5.6	0.0	0.0	20.6
1366	593903.48	4782527.19	0.10	0	N	160	34.3	-17.4	0.0	-5.4	0.0	0.0	22.3
1366	593903.48	4782527.19	0.10	0	N	200	36.3	-17.4	0.0	-5.0	0.0	0.0	23.9
1366	593903.48	4782527.19	0.10	0	N	250	39.5	-17.4	0.0	-4.2	0.0	0.0	26.4
1366	593903.48	4782527.19	0.10	0	N	315	39.1	-17.4	0.0	-3.0	0.0	0.0	24.7
1366	593903.48	4782527.19	0.10	0	N	400	38.4	-17.4	0.0	-0.7	0.0	0.0	21.7
1366	593903.48	4782527.19	0.10	0	N	500	40.3	-17.4	0.0	2.7	0.0	0.0	20.2
1366	593903.48	4782527.19	0.10	0	N	630	41.1	-17.4	0.0	7.9	0.0	0.0	15.8
1366	593903.48	4782527.19	0.10	0	N	800	39.9	-17.4	0.0	13.1	0.0	0.0	9.5
1366	593903.48	4782527.19	0.10	0	N	1000	40.3	-17.4	0.0	15.1	0.0	0.0	7.8
1366	593903.48	4782527.19	0.10	0	N	1250	39.3	-17.4	0.0	16.6	0.0	0.0	5.4
1366	593903.48	4782527.19	0.10	0	N	1600	38.7	-17.4	0.0	18.5	0.0	0.0	2.9
1366	593903.48	4782527.19	0.10	0	N	2000	38.4	-17.4	0.0	20.5	0.0	0.0	0.5
1381	593892.58	4782489.85	0.10	0	D	50	17.2	-22.6	0.0	-6.0	0.0	0.0	0.7
1381	593892.58	4782489.85	0.10	0	D	63	23.4	-22.6	0.0	-5.9	0.0	0.0	6.7
1381	593892.58	4782489.85	0.10	0	D	80	27.2	-22.6	0.0	-5.8	0.0	0.0	10.4
1381	593892.58	4782489.85	0.10	0	D	100	29.4	-22.6	0.0	-5.7	0.0	0.0	12.6
1381	593892.58	4782489.85	0.10	0	D	125	31.0	-22.6	0.0	-5.6	0.0	0.0	14.0
1381	593892.58	4782489.85	0.10	0	D	160	32.8	-22.6	0.0	-5.3	0.0	0.0	15.5
1381	593892.58	4782489.85	0.10	0	D	200	34.7	-22.6	0.0	-4.8	0.0	0.0	16.9
1381	593892.58	4782489.85	0.10	0	D	250	37.8	-22.6	0.0	-3.9	0.0	0.0	19.1

Road, TNM, Name: "Ottawa south", ID: "!01!Ottawa_s"													
Nr.	X	Y	Z	Refl.	DEN	Freq.	Lw	Ad	Aair	Agr	Afol	RL	Lr
	(m)	(m)	(m)			(Hz)	dB(A)	(dB)	(dB)	(dB)	(dB)	(dB)	dB(A)
1381	593892.58	4782489.85	0.10	0	D	315	37.6	-22.6	0.0	-2.3	0.0	0.0	17.3
1381	593892.58	4782489.85	0.10	0	D	400	37.1	-22.6	0.0	0.5	0.0	0.0	14.1
1381	593892.58	4782489.85	0.10	0	D	500	39.1	-22.6	0.0	4.8	0.0	0.0	11.8
1381	593892.58	4782489.85	0.10	0	D	630	40.2	-22.6	0.0	11.2	0.0	0.0	6.5
1381	593892.58	4782489.85	0.10	0	D	800	38.9	-22.6	0.0	16.1	0.0	0.0	0.2
1381	593892.58	4782489.85	0.10	0	N	50	18.7	-22.6	0.0	-6.0	0.0	0.0	2.1
1381	593892.58	4782489.85	0.10	0	N	63	24.5	-22.6	0.0	-5.9	0.0	0.0	7.9
1381	593892.58	4782489.85	0.10	0	N	80	28.3	-22.6	0.0	-5.8	0.0	0.0	11.6
1381	593892.58	4782489.85	0.10	0	N	100	30.6	-22.6	0.0	-5.7	0.0	0.0	13.8
1381	593892.58	4782489.85	0.10	0	N	125	32.3	-22.6	0.0	-5.6	0.0	0.0	15.3
1381	593892.58	4782489.85	0.10	0	N	160	34.3	-22.6	0.0	-5.3	0.0	0.0	17.0
1381	593892.58	4782489.85	0.10	0	N	200	36.3	-22.6	0.0	-4.8	0.0	0.0	18.5
1381	593892.58	4782489.85	0.10	0	N	250	39.5	-22.6	0.0	-3.9	0.0	0.0	20.8
1381	593892.58	4782489.85	0.10	0	N	315	39.1	-22.6	0.0	-2.3	0.0	0.0	18.9
1381	593892.58	4782489.85	0.10	0	N	400	38.4	-22.6	0.0	0.5	0.0	0.0	15.3
1381	593892.58	4782489.85	0.10	0	N	500	40.3	-22.6	0.0	4.8	0.0	0.0	12.9
1381	593892.58	4782489.85	0.10	0	N	630	41.1	-22.6	0.0	11.2	0.0	0.0	7.4
1381	593892.58	4782489.85	0.10	0	N	800	39.9	-22.6	0.0	16.1	0.0	0.0	1.3
1381	593892.58	4782489.85	0.10	0	N	1000	40.3	-22.6	0.0	17.7	0.0	0.0	0.1
1396	593918.67	4782589.96	0.10	0	D	50	17.2	-15.1	0.0	-6.0	0.0	0.0	8.1
1396	593918.67	4782589.96	0.10	0	D	63	23.4	-15.1	0.0	-5.9	0.0	0.0	14.2
1396	593918.67	4782589.96	0.10	0	D	80	27.2	-15.1	0.0	-5.9	0.0	0.0	17.9
1396	593918.67	4782589.96	0.10	0	D	100	29.4	-15.1	0.0	-5.8	0.0	0.0	20.1
1396	593918.67	4782589.96	0.10	0	D	125	31.0	-15.1	0.0	-5.7	0.0	0.0	21.6
1396	593918.67	4782589.96	0.10	0	D	160	32.8	-15.1	0.0	-5.5	0.0	0.0	23.2
1396	593918.67	4782589.96	0.10	0	D	200	34.7	-15.1	0.0	-5.2	0.0	0.0	24.8
1396	593918.67	4782589.96	0.10	0	D	250	37.8	-15.1	0.0	-4.8	0.0	0.0	27.4
1396	593918.67	4782589.96	0.10	0	D	315	37.6	-15.1	0.0	-4.0	0.0	0.0	26.4
1396	593918.67	4782589.96	0.10	0	D	400	37.1	-15.1	0.0	-2.6	0.0	0.0	24.6
1396	593918.67	4782589.96	0.10	0	D	500	39.1	-15.1	0.0	-0.7	0.0	0.0	24.7
1396	593918.67	4782589.96	0.10	0	D	630	40.2	-15.1	0.0	2.3	0.0	0.0	22.8
1396	593918.67	4782589.96	0.10	0	D	800	38.9	-15.1	0.0	6.0	0.0	0.0	17.7
1396	593918.67	4782589.96	0.10	0	D	1000	39.3	-15.1	0.0	8.9	0.0	0.0	15.3
1396	593918.67	4782589.96	0.10	0	D	1250	38.3	-15.1	0.0	10.8	0.0	0.0	12.4
1396	593918.67	4782589.96	0.10	0	D	1600	37.7	-15.1	0.0	12.7	0.0	0.0	9.9
1396	593918.67	4782589.96	0.10	0	D	2000	37.3	-15.1	0.0	14.5	0.0	0.0	7.6
1396	593918.67	4782589.96	0.10	0	D	2500	36.8	-15.1	0.0	16.0	0.0	0.0	5.6
1396	593918.67	4782589.96	0.10	0	D	3150	36.8	-15.1	0.0	16.1	0.0	0.0	5.6
1396	593918.67	4782589.96	0.10	0	D	4000	35.5	-15.1	0.0	14.5	0.0	0.0	5.9
1396	593918.67	4782589.96	0.10	0	D	5000	34.0	-15.1	0.0	12.9	0.0	0.0	6.0
1396	593918.67	4782589.96	0.10	0	D	6300	32.1	-15.1	0.0	12.9	0.0	0.0	4.1
1396	593918.67	4782589.96	0.10	0	D	8000	29.5	-15.1	0.0	12.9	0.0	0.0	1.5
1396	593918.67	4782589.96	0.10	0	N	50	18.7	-15.1	0.0	-6.0	0.0	0.0	9.6
1396	593918.67	4782589.96	0.10	0	N	63	24.5	-15.1	0.0	-5.9	0.0	0.0	15.3
1396	593918.67	4782589.96	0.10	0	N	80	28.3	-15.1	0.0	-5.9	0.0	0.0	19.0
1396	593918.67	4782589.96	0.10	0	N	100	30.6	-15.1	0.0	-5.8	0.0	0.0	21.3
1396	593918.67	4782589.96	0.10	0	N	125	32.3	-15.1	0.0	-5.7	0.0	0.0	22.9
1396	593918.67	4782589.96	0.10	0	N	160	34.3	-15.1	0.0	-5.5	0.0	0.0	24.7
1396	593918.67	4782589.96	0.10	0	N	200	36.3	-15.1	0.0	-5.2	0.0	0.0	26.4
1396	593918.67	4782589.96	0.10	0	N	250	39.5	-15.1	0.0	-4.8	0.0	0.0	29.1
1396	593918.67	4782589.96	0.10	0	N	315	39.1	-15.1	0.0	-4.0	0.0	0.0	28.0
1396	593918.67	4782589.96	0.10	0	N	400	38.4	-15.1	0.0	-2.6	0.0	0.0	25.9
1396	593918.67	4782589.96	0.10	0	N	500	40.3	-15.1	0.0	-0.7	0.0	0.0	25.8
1396	593918.67	4782589.96	0.10	0	N	630	41.1	-15.1	0.0	2.3	0.0	0.0	23.7
1396	593918.67	4782589.96	0.10	0	N	800	39.9	-15.1	0.0	6.0	0.0	0.0	18.8
1396	593918.67	4782589.96	0.10	0	N	1000	40.3	-15.1	0.0	8.9	0.0	0.0	16.3
1396	593918.67	4782589.96	0.10	0	N	1250	39.3	-15.1	0.0	10.8	0.0	0.0	13.4
1396	593918.67	4782589.96	0.10	0	N	1600	38.7	-15.1	0.0	12.7	0.0	0.0	10.9
1396	593918.67	4782589.96	0.10	0	N	2000	38.4	-15.1	0.0	14.5	0.0	0.0	8.7
1396	593918.67	4782589.96	0.10	0	N	2500	38.1	-15.1	0.0	16.0	0.0	0.0	6.9
1396	593918.67	4782589.96	0.10	0	N	3150	38.2	-15.1	0.0	16.1	0.0	0.0	7.0
1396	593918.67	4782589.96	0.10	0	N	4000	37.0	-15.1	0.0	14.5	0.0	0.0	7.4
1396	593918.67	4782589.96	0.10	0	N	5000	35.6	-15.1	0.0	12.9	0.0	0.0	7.5

Road, TNM, Name: "Ottawa south", ID: "!01!Ottawa_s"													
Nr.	X	Y	Z	Refl.	DEN	Freq.	Lw	Ad	Aair	Agr	Afol	RL	Lr
	(m)	(m)	(m)			(Hz)	dB(A)	(dB)	(dB)	(dB)	(dB)	(dB)	dB(A)
1396	593918.67	4782589.96	0.10	0	N	6300	33.7	-15.1	0.0	12.9	0.0	0.0	5.7
1396	593918.67	4782589.96	0.10	0	N	8000	31.1	-15.1	0.0	12.9	0.0	0.0	3.1
1411	593912.22	4782567.85	0.10	0	D	50	17.2	-17.5	0.0	-6.0	0.0	0.0	5.8
1411	593912.22	4782567.85	0.10	0	D	63	23.4	-17.5	0.0	-5.9	0.0	0.0	11.8
1411	593912.22	4782567.85	0.10	0	D	80	27.2	-17.5	0.0	-5.9	0.0	0.0	15.6
1411	593912.22	4782567.85	0.10	0	D	100	29.4	-17.5	0.0	-5.8	0.0	0.0	17.7
1411	593912.22	4782567.85	0.10	0	D	125	31.0	-17.5	0.0	-5.7	0.0	0.0	19.2
1411	593912.22	4782567.85	0.10	0	D	160	32.8	-17.5	0.0	-5.5	0.0	0.0	20.8
1411	593912.22	4782567.85	0.10	0	D	200	34.7	-17.5	0.0	-5.2	0.0	0.0	22.4
1411	593912.22	4782567.85	0.10	0	D	250	37.8	-17.5	0.0	-4.6	0.0	0.0	24.9
1411	593912.22	4782567.85	0.10	0	D	315	37.6	-17.5	0.0	-3.6	0.0	0.0	23.7
1411	593912.22	4782567.85	0.10	0	D	400	37.1	-17.5	0.0	-2.0	0.0	0.0	21.7
1411	593912.22	4782567.85	0.10	0	D	500	39.1	-17.5	0.0	0.4	0.0	0.0	21.2
1411	593912.22	4782567.85	0.10	0	D	630	40.2	-17.5	0.0	4.2	0.0	0.0	18.6
1411	593912.22	4782567.85	0.10	0	D	800	38.9	-17.5	0.0	8.7	0.0	0.0	12.8
1411	593912.22	4782567.85	0.10	0	D	1000	39.3	-17.5	0.0	11.4	0.0	0.0	10.5
1411	593912.22	4782567.85	0.10	0	D	1250	38.3	-17.5	0.0	13.1	0.0	0.0	7.8
1411	593912.22	4782567.85	0.10	0	D	1600	37.7	-17.5	0.0	15.0	0.0	0.0	5.3
1411	593912.22	4782567.85	0.10	0	D	2000	37.3	-17.5	0.0	16.9	0.0	0.0	3.0
1411	593912.22	4782567.85	0.10	0	D	2500	36.8	-17.5	0.0	18.4	0.0	0.0	0.9
1411	593912.22	4782567.85	0.10	0	D	3150	36.8	-17.5	0.0	18.6	0.0	0.0	0.7
1411	593912.22	4782567.85	0.10	0	D	4000	35.5	-17.5	0.0	17.3	0.0	0.0	0.8
1411	593912.22	4782567.85	0.10	0	D	5000	34.0	-17.5	0.0	16.0	0.0	0.0	0.6
1411	593912.22	4782567.85	0.10	0	N	50	18.7	-17.5	0.0	-6.0	0.0	0.0	7.2
1411	593912.22	4782567.85	0.10	0	N	63	24.5	-17.5	0.0	-5.9	0.0	0.0	13.0
1411	593912.22	4782567.85	0.10	0	N	80	28.3	-17.5	0.0	-5.9	0.0	0.0	16.7
1411	593912.22	4782567.85	0.10	0	N	100	30.6	-17.5	0.0	-5.8	0.0	0.0	19.0
1411	593912.22	4782567.85	0.10	0	N	125	32.3	-17.5	0.0	-5.7	0.0	0.0	20.6
1411	593912.22	4782567.85	0.10	0	N	160	34.3	-17.5	0.0	-5.5	0.0	0.0	22.3
1411	593912.22	4782567.85	0.10	0	N	200	36.3	-17.5	0.0	-5.2	0.0	0.0	24.0
1411	593912.22	4782567.85	0.10	0	N	250	39.5	-17.5	0.0	-4.6	0.0	0.0	26.6
1411	593912.22	4782567.85	0.10	0	N	315	39.1	-17.5	0.0	-3.6	0.0	0.0	25.3
1411	593912.22	4782567.85	0.10	0	N	400	38.4	-17.5	0.0	-2.0	0.0	0.0	22.9
1411	593912.22	4782567.85	0.10	0	N	500	40.3	-17.5	0.0	0.4	0.0	0.0	22.4
1411	593912.22	4782567.85	0.10	0	N	630	41.1	-17.5	0.0	4.2	0.0	0.0	19.5
1411	593912.22	4782567.85	0.10	0	N	800	39.9	-17.5	0.0	8.7	0.0	0.0	13.8
1411	593912.22	4782567.85	0.10	0	N	1000	40.3	-17.5	0.0	11.4	0.0	0.0	11.4
1411	593912.22	4782567.85	0.10	0	N	1250	39.3	-17.5	0.0	13.1	0.0	0.0	8.8
1411	593912.22	4782567.85	0.10	0	N	1600	38.7	-17.5	0.0	15.0	0.0	0.0	6.3
1411	593912.22	4782567.85	0.10	0	N	2000	38.4	-17.5	0.0	16.9	0.0	0.0	4.1
1411	593912.22	4782567.85	0.10	0	N	2500	38.1	-17.5	0.0	18.4	0.0	0.0	2.2
1411	593912.22	4782567.85	0.10	0	N	3150	38.2	-17.5	0.0	18.6	0.0	0.0	2.2
1411	593912.22	4782567.85	0.10	0	N	4000	37.0	-17.5	0.0	17.3	0.0	0.0	2.3
1411	593912.22	4782567.85	0.10	0	N	5000	35.6	-17.5	0.0	16.0	0.0	0.0	2.1
1411	593912.22	4782567.85	0.10	0	N	6300	33.7	-17.5	0.0	16.0	0.0	0.0	0.3
1426	593902.54	4782534.68	0.10	0	D	50	17.2	-17.2	0.0	-6.0	0.0	0.0	6.0
1426	593902.54	4782534.68	0.10	0	D	63	23.4	-17.2	0.0	-5.9	0.0	0.0	12.1
1426	593902.54	4782534.68	0.10	0	D	80	27.2	-17.2	0.0	-5.9	0.0	0.0	15.8
1426	593902.54	4782534.68	0.10	0	D	100	29.4	-17.2	0.0	-5.8	0.0	0.0	18.0
1426	593902.54	4782534.68	0.10	0	D	125	31.0	-17.2	0.0	-5.6	0.0	0.0	19.4
1426	593902.54	4782534.68	0.10	0	D	160	32.8	-17.2	0.0	-5.4	0.0	0.0	20.9
1426	593902.54	4782534.68	0.10	0	D	200	34.7	-17.2	0.0	-5.0	0.0	0.0	22.5
1426	593902.54	4782534.68	0.10	0	D	250	37.8	-17.2	0.0	-4.3	0.0	0.0	24.9
1426	593902.54	4782534.68	0.10	0	D	315	37.6	-17.2	0.0	-3.1	0.0	0.0	23.4
1426	593902.54	4782534.68	0.10	0	D	400	37.1	-17.2	0.0	-1.0	0.0	0.0	20.9
1426	593902.54	4782534.68	0.10	0	D	500	39.1	-17.2	0.0	2.3	0.0	0.0	19.6
1426	593902.54	4782534.68	0.10	0	D	630	40.2	-17.2	0.0	7.2	0.0	0.0	15.8
1426	593902.54	4782534.68	0.10	0	D	800	38.9	-17.2	0.0	12.3	0.0	0.0	9.3
1426	593902.54	4782534.68	0.10	0	D	1000	39.3	-17.2	0.0	14.5	0.0	0.0	7.6
1426	593902.54	4782534.68	0.10	0	D	1250	38.3	-17.2	0.0	16.0	0.0	0.0	5.1
1426	593902.54	4782534.68	0.10	0	D	1600	37.7	-17.2	0.0	17.9	0.0	0.0	2.6
1426	593902.54	4782534.68	0.10	0	D	2000	37.3	-17.2	0.0	19.9	0.0	0.0	0.2
1426	593902.54	4782534.68	0.10	0	N	50	18.7	-17.2	0.0	-6.0	0.0	0.0	7.5

Road, TNM, Name: "Ottawa south", ID: "!01!Ottawa_s"													
Nr.	X	Y	Z	Refl.	DEN	Freq.	Lw	Ad	Aair	Agr	Afol	RL	Lr
	(m)	(m)	(m)			(Hz)	dB(A)	(dB)	(dB)	(dB)	(dB)	(dB)	dB(A)
1426	593902.54	4782534.68	0.10	0	N	63	24.5	-17.2	0.0	-5.9	0.0	0.0	13.2
1426	593902.54	4782534.68	0.10	0	N	80	28.3	-17.2	0.0	-5.9	0.0	0.0	16.9
1426	593902.54	4782534.68	0.10	0	N	100	30.6	-17.2	0.0	-5.8	0.0	0.0	19.2
1426	593902.54	4782534.68	0.10	0	N	125	32.3	-17.2	0.0	-5.6	0.0	0.0	20.8
1426	593902.54	4782534.68	0.10	0	N	160	34.3	-17.2	0.0	-5.4	0.0	0.0	22.4
1426	593902.54	4782534.68	0.10	0	N	200	36.3	-17.2	0.0	-5.0	0.0	0.0	24.1
1426	593902.54	4782534.68	0.10	0	N	250	39.5	-17.2	0.0	-4.3	0.0	0.0	26.6
1426	593902.54	4782534.68	0.10	0	N	315	39.1	-17.2	0.0	-3.1	0.0	0.0	25.0
1426	593902.54	4782534.68	0.10	0	N	400	38.4	-17.2	0.0	-1.0	0.0	0.0	22.1
1426	593902.54	4782534.68	0.10	0	N	500	40.3	-17.2	0.0	2.3	0.0	0.0	20.8
1426	593902.54	4782534.68	0.10	0	N	630	41.1	-17.2	0.0	7.2	0.0	0.0	16.7
1426	593902.54	4782534.68	0.10	0	N	800	39.9	-17.2	0.0	12.3	0.0	0.0	10.4
1426	593902.54	4782534.68	0.10	0	N	1000	40.3	-17.2	0.0	14.5	0.0	0.0	8.6
1426	593902.54	4782534.68	0.10	0	N	1250	39.3	-17.2	0.0	16.0	0.0	0.0	6.1
1426	593902.54	4782534.68	0.10	0	N	1600	38.7	-17.2	0.0	17.9	0.0	0.0	3.6
1426	593902.54	4782534.68	0.10	0	N	2000	38.4	-17.2	0.0	19.9	0.0	0.0	1.3
1441	593891.00	4782495.13	0.10	0	D	50	17.2	-21.0	0.0	-6.0	0.0	0.0	2.3
1441	593891.00	4782495.13	0.10	0	D	63	23.4	-21.0	0.0	-5.9	0.0	0.0	8.3
1441	593891.00	4782495.13	0.10	0	D	80	27.2	-21.0	0.0	-5.8	0.0	0.0	12.0
1441	593891.00	4782495.13	0.10	0	D	100	29.4	-21.0	0.0	-5.7	0.0	0.0	14.2
1441	593891.00	4782495.13	0.10	0	D	125	31.0	-21.0	0.0	-5.6	0.0	0.0	15.6
1441	593891.00	4782495.13	0.10	0	D	160	32.8	-21.0	0.0	-5.3	0.0	0.0	17.1
1441	593891.00	4782495.13	0.10	0	D	200	34.7	-21.0	0.0	-4.8	0.0	0.0	18.5
1441	593891.00	4782495.13	0.10	0	D	250	37.8	-21.0	0.0	-4.0	0.0	0.0	20.7
1441	593891.00	4782495.13	0.10	0	D	315	37.6	-21.0	0.0	-2.4	0.0	0.0	19.0
1441	593891.00	4782495.13	0.10	0	D	400	37.1	-21.0	0.0	0.3	0.0	0.0	15.9
1441	593891.00	4782495.13	0.10	0	D	500	39.1	-21.0	0.0	4.5	0.0	0.0	13.7
1441	593891.00	4782495.13	0.10	0	D	630	40.2	-21.0	0.0	10.7	0.0	0.0	8.5
1441	593891.00	4782495.13	0.10	0	D	800	38.9	-21.0	0.0	15.7	0.0	0.0	2.2
1441	593891.00	4782495.13	0.10	0	D	1000	39.3	-21.0	0.0	17.3	0.0	0.0	1.0
1441	593891.00	4782495.13	0.10	0	N	50	18.7	-21.0	0.0	-6.0	0.0	0.0	3.7
1441	593891.00	4782495.13	0.10	0	N	63	24.5	-21.0	0.0	-5.9	0.0	0.0	9.5
1441	593891.00	4782495.13	0.10	0	N	80	28.3	-21.0	0.0	-5.8	0.0	0.0	13.2
1441	593891.00	4782495.13	0.10	0	N	100	30.6	-21.0	0.0	-5.7	0.0	0.0	15.4
1441	593891.00	4782495.13	0.10	0	N	125	32.3	-21.0	0.0	-5.6	0.0	0.0	16.9
1441	593891.00	4782495.13	0.10	0	N	160	34.3	-21.0	0.0	-5.3	0.0	0.0	18.6
1441	593891.00	4782495.13	0.10	0	N	200	36.3	-21.0	0.0	-4.8	0.0	0.0	20.1
1441	593891.00	4782495.13	0.10	0	N	250	39.5	-21.0	0.0	-4.0	0.0	0.0	22.5
1441	593891.00	4782495.13	0.10	0	N	315	39.1	-21.0	0.0	-2.4	0.0	0.0	20.6
1441	593891.00	4782495.13	0.10	0	N	400	38.4	-21.0	0.0	0.3	0.0	0.0	17.1
1441	593891.00	4782495.13	0.10	0	N	500	40.3	-21.0	0.0	4.5	0.0	0.0	14.8
1441	593891.00	4782495.13	0.10	0	N	630	41.1	-21.0	0.0	10.7	0.0	0.0	9.4
1441	593891.00	4782495.13	0.10	0	N	800	39.9	-21.0	0.0	15.7	0.0	0.0	3.2
1441	593891.00	4782495.13	0.10	0	N	1000	40.3	-21.0	0.0	17.3	0.0	0.0	2.0

Road, TNM, Name: "Rymal5 westbound", ID: "!01!Rymal5_WB"													
Nr.	X	Y	Z	Refl.	DEN	Freq.	Lw	Ad	Aair	Agr	Afol	RL	Lr
	(m)	(m)	(m)			(Hz)	dB(A)	(dB)	(dB)	(dB)	(dB)	(dB)	dB(A)
1456	593515.75	4782738.33	0.10	0	D	50	19.8	-22.9	0.0	-6.0	0.0	0.0	2.9
1456	593515.75	4782738.33	0.10	0	D	63	27.4	-22.9	0.0	-5.8	0.0	0.0	10.3
1456	593515.75	4782738.33	0.10	0	D	80	31.7	-22.9	0.0	-5.7	0.0	0.0	14.5
1456	593515.75	4782738.33	0.10	0	D	100	33.9	-22.9	0.0	-5.6	0.0	0.0	16.5
1456	593515.75	4782738.33	0.10	0	D	125	35.3	-22.9	0.0	-5.3	0.0	0.0	17.6
1456	593515.75	4782738.33	0.10	0	D	160	36.9	-22.9	0.0	-4.7	0.0	0.0	18.6
1456	593515.75	4782738.33	0.10	0	D	200	38.7	-22.9	0.0	-3.8	0.0	0.0	19.6
1456	593515.75	4782738.33	0.10	0	D	250	41.7	-22.9	0.0	-1.7	0.0	0.0	20.5
1456	593515.75	4782738.33	0.10	0	D	315	42.4	-22.9	0.0	1.7	0.0	0.0	17.8
1456	593515.75	4782738.33	0.10	0	D	400	43.2	-22.9	0.0	7.7	0.0	0.0	12.5
1456	593515.75	4782738.33	0.10	0	D	500	45.7	-22.9	0.0	16.2	0.0	0.0	6.6
1456	593515.75	4782738.33	0.10	0	D	630	47.4	-22.9	0.0	23.0	0.0	0.0	1.5
1456	593515.75	4782738.33	0.10	0	N	50	19.8	-22.9	0.0	-6.0	0.0	0.0	2.9
1456	593515.75	4782738.33	0.10	0	N	63	27.3	-22.9	0.0	-5.8	0.0	0.0	10.2
1456	593515.75	4782738.33	0.10	0	N	80	31.6	-22.9	0.0	-5.7	0.0	0.0	14.4

Road, TNM, Name: "Rymal5 westbound", ID: "!01!Rymal5_WB"													
Nr.	X	Y	Z	Refl.	DEN	Freq.	Lw	Ad	Aair	Agr	Afol	RL	Lr
	(m)	(m)	(m)			(Hz)	dB(A)	(dB)	(dB)	(dB)	(dB)	(dB)	dB(A)
1456	593515.75	4782738.33	0.10	0	N	100	33.8	-22.9	0.0	-5.6	0.0	0.0	16.4
1456	593515.75	4782738.33	0.10	0	N	125	35.2	-22.9	0.0	-5.3	0.0	0.0	17.6
1456	593515.75	4782738.33	0.10	0	N	160	36.8	-22.9	0.0	-4.7	0.0	0.0	18.6
1456	593515.75	4782738.33	0.10	0	N	200	38.6	-22.9	0.0	-3.8	0.0	0.0	19.5
1456	593515.75	4782738.33	0.10	0	N	250	41.6	-22.9	0.0	-1.7	0.0	0.0	20.4
1456	593515.75	4782738.33	0.10	0	N	315	42.4	-22.9	0.0	1.7	0.0	0.0	17.7
1456	593515.75	4782738.33	0.10	0	N	400	43.1	-22.9	0.0	7.7	0.0	0.0	12.5
1456	593515.75	4782738.33	0.10	0	N	500	45.6	-22.9	0.0	16.2	0.0	0.0	6.5
1456	593515.75	4782738.33	0.10	0	N	630	47.3	-22.9	0.0	23.0	0.0	0.0	1.4
1471	593430.53	4782765.88	0.10	0	D	63	27.4	-32.4	0.0	-5.8	0.0	0.0	0.8
1471	593430.53	4782765.88	0.10	0	D	80	31.7	-32.4	0.0	-5.7	0.0	0.0	5.0
1471	593430.53	4782765.88	0.10	0	D	100	33.9	-32.4	0.0	-5.5	0.0	0.0	7.0
1471	593430.53	4782765.88	0.10	0	D	125	35.3	-32.4	0.0	-5.2	0.0	0.0	8.1
1471	593430.53	4782765.88	0.10	0	D	160	36.9	-32.4	0.0	-4.6	0.0	0.0	9.0
1471	593430.53	4782765.88	0.10	0	D	200	38.7	-32.4	0.0	-3.5	0.0	0.0	9.8
1471	593430.53	4782765.88	0.10	0	D	250	41.7	-32.4	0.0	-0.9	0.0	0.0	10.2
1471	593430.53	4782765.88	0.10	0	D	315	42.4	-32.4	0.0	3.2	0.0	0.0	6.8
1471	593430.53	4782765.88	0.10	0	D	400	43.2	-32.4	0.0	10.3	0.0	0.0	0.5
1471	593430.53	4782765.88	0.10	0	N	63	27.3	-32.4	0.0	-5.8	0.0	0.0	0.8
1471	593430.53	4782765.88	0.10	0	N	80	31.6	-32.4	0.0	-5.7	0.0	0.0	4.9
1471	593430.53	4782765.88	0.10	0	N	100	33.8	-32.4	0.0	-5.5	0.0	0.0	6.9
1471	593430.53	4782765.88	0.10	0	N	125	35.2	-32.4	0.0	-5.2	0.0	0.0	8.0
1471	593430.53	4782765.88	0.10	0	N	160	36.8	-32.4	0.0	-4.6	0.0	0.0	9.0
1471	593430.53	4782765.88	0.10	0	N	200	38.6	-32.4	0.0	-3.5	0.0	0.0	9.7
1471	593430.53	4782765.88	0.10	0	N	250	41.6	-32.4	0.0	-0.9	0.0	0.0	10.1
1471	593430.53	4782765.88	0.10	0	N	315	42.4	-32.4	0.0	3.2	0.0	0.0	6.7
1471	593430.53	4782765.88	0.10	0	N	400	43.1	-32.4	0.0	10.3	0.0	0.0	0.4
1486	593321.66	4782801.07	0.10	0	D	50	19.8	-25.4	0.0	-6.0	0.0	0.0	0.5
1486	593321.66	4782801.07	0.10	0	D	63	27.4	-25.4	0.0	-5.8	0.0	0.0	7.8
1486	593321.66	4782801.07	0.10	0	D	80	31.7	-25.4	0.0	-5.7	0.0	0.0	11.9
1486	593321.66	4782801.07	0.10	0	D	100	33.9	-25.4	0.0	-5.5	0.0	0.0	13.9
1486	593321.66	4782801.07	0.10	0	D	125	35.3	-25.4	0.0	-5.1	0.0	0.0	15.0
1486	593321.66	4782801.07	0.10	0	D	160	36.9	-25.4	0.0	-4.4	0.0	0.0	15.8
1486	593321.66	4782801.07	0.10	0	D	200	38.7	-25.4	0.0	-3.1	0.0	0.0	16.4
1486	593321.66	4782801.07	0.10	0	D	250	41.7	-25.4	0.0	0.3	0.0	0.0	16.0
1486	593321.66	4782801.07	0.10	0	D	315	42.4	-25.4	0.0	5.2	0.0	0.0	11.8
1486	593321.66	4782801.07	0.10	0	D	400	43.2	-25.4	0.0	13.5	0.0	0.0	4.3
1486	593321.66	4782801.07	0.10	0	N	50	19.8	-25.4	0.0	-6.0	0.0	0.0	0.4
1486	593321.66	4782801.07	0.10	0	N	63	27.3	-25.4	0.0	-5.8	0.0	0.0	7.7
1486	593321.66	4782801.07	0.10	0	N	80	31.6	-25.4	0.0	-5.7	0.0	0.0	11.8
1486	593321.66	4782801.07	0.10	0	N	100	33.8	-25.4	0.0	-5.5	0.0	0.0	13.8
1486	593321.66	4782801.07	0.10	0	N	125	35.2	-25.4	0.0	-5.1	0.0	0.0	14.9
1486	593321.66	4782801.07	0.10	0	N	160	36.8	-25.4	0.0	-4.4	0.0	0.0	15.8
1486	593321.66	4782801.07	0.10	0	N	200	38.6	-25.4	0.0	-3.1	0.0	0.0	16.3
1486	593321.66	4782801.07	0.10	0	N	250	41.6	-25.4	0.0	0.3	0.0	0.0	16.0
1486	593321.66	4782801.07	0.10	0	N	315	42.4	-25.4	0.0	5.2	0.0	0.0	11.7
1486	593321.66	4782801.07	0.10	0	N	400	43.1	-25.4	0.0	13.5	0.0	0.0	4.3
1501	593129.71	4782863.11	0.10	0	D	63	27.4	-28.0	0.0	-5.8	0.0	0.0	5.2
1501	593129.71	4782863.11	0.10	0	D	80	31.7	-28.0	0.0	-5.6	0.0	0.0	9.3
1501	593129.71	4782863.11	0.10	0	D	100	33.9	-28.0	0.0	-5.4	0.0	0.0	11.2
1501	593129.71	4782863.11	0.10	0	D	125	35.3	-28.0	0.0	-5.0	0.0	0.0	12.2
1501	593129.71	4782863.11	0.10	0	D	160	36.9	-28.0	0.0	-4.2	0.0	0.0	13.0
1501	593129.71	4782863.11	0.10	0	D	200	38.7	-28.0	0.0	-2.6	0.0	0.0	13.3
1501	593129.71	4782863.11	0.10	0	D	250	41.7	-28.0	0.0	2.3	0.0	0.0	11.4
1501	593129.71	4782863.11	0.10	0	D	315	42.4	-28.0	0.0	8.6	0.0	0.0	5.8
1501	593129.71	4782863.11	0.10	0	N	63	27.3	-28.0	0.0	-5.8	0.0	0.0	5.1
1501	593129.71	4782863.11	0.10	0	N	80	31.6	-28.0	0.0	-5.6	0.0	0.0	9.2
1501	593129.71	4782863.11	0.10	0	N	100	33.8	-28.0	0.0	-5.4	0.0	0.0	11.2
1501	593129.71	4782863.11	0.10	0	N	125	35.2	-28.0	0.0	-5.0	0.0	0.0	12.2
1501	593129.71	4782863.11	0.10	0	N	160	36.8	-28.0	0.0	-4.2	0.0	0.0	12.9
1501	593129.71	4782863.11	0.10	0	N	200	38.6	-28.0	0.0	-2.6	0.0	0.0	13.2
1501	593129.71	4782863.11	0.10	0	N	250	41.6	-28.0	0.0	2.3	0.0	0.0	11.4
1501	593129.71	4782863.11	0.10	0	N	315	42.4	-28.0	0.0	8.6	0.0	0.0	5.7

Road, TNM, Name: "Rymal5 westbound", ID: "!01!Rymal5_WB"													
Nr.	X	Y	Z	Refl.	DEN	Freq.	Lw	Ad	Aair	Agr	Afol	RL	Lr
	(m)	(m)	(m)			(Hz)	dB(A)	(dB)	(dB)	(dB)	(dB)	(dB)	dB(A)
1516	592841.80	4782956.18	0.10	0	D	63	27.4	-27.7	0.0	-5.7	0.0	0.0	5.4
1516	592841.80	4782956.18	0.10	0	D	80	31.7	-27.7	0.0	-5.6	0.0	0.0	9.5
1516	592841.80	4782956.18	0.10	0	D	100	33.9	-27.7	0.0	-5.3	0.0	0.0	11.4
1516	592841.80	4782956.18	0.10	0	D	125	35.3	-27.7	0.0	-4.9	0.0	0.0	12.4
1516	592841.80	4782956.18	0.10	0	D	160	36.9	-27.7	0.0	-3.9	0.0	0.0	13.1
1516	592841.80	4782956.18	0.10	0	D	200	38.7	-27.7	0.0	-2.1	0.0	0.0	13.1
1516	592841.80	4782956.18	0.10	0	D	250	41.7	-27.7	0.0	5.3	0.0	0.0	8.7
1516	592841.80	4782956.18	0.10	0	D	315	42.4	-27.7	0.0	13.3	0.0	0.0	1.4
1516	592841.80	4782956.18	0.10	0	N	63	27.3	-27.7	0.0	-5.7	0.0	0.0	5.3
1516	592841.80	4782956.18	0.10	0	N	80	31.6	-27.7	0.0	-5.6	0.0	0.0	9.4
1516	592841.80	4782956.18	0.10	0	N	100	33.8	-27.7	0.0	-5.3	0.0	0.0	11.4
1516	592841.80	4782956.18	0.10	0	N	125	35.2	-27.7	0.0	-4.9	0.0	0.0	12.3
1516	592841.80	4782956.18	0.10	0	N	160	36.8	-27.7	0.0	-3.9	0.0	0.0	13.0
1516	592841.80	4782956.18	0.10	0	N	200	38.6	-27.7	0.0	-2.1	0.0	0.0	13.0
1516	592841.80	4782956.18	0.10	0	N	250	41.6	-27.7	0.0	5.3	0.0	0.0	8.6
1516	592841.80	4782956.18	0.10	0	N	315	42.4	-27.7	0.0	13.3	0.0	0.0	1.3
1531	593528.63	4782735.74	0.10	0	D	50	19.8	-23.5	0.0	-6.0	0.0	0.0	2.4
1531	593528.63	4782735.74	0.10	0	D	63	27.4	-23.5	0.0	-5.8	0.0	0.0	9.7
1531	593528.63	4782735.74	0.10	0	D	80	31.7	-23.5	0.0	-5.7	0.0	0.0	13.9
1531	593528.63	4782735.74	0.10	0	D	100	33.9	-23.5	0.0	-5.6	0.0	0.0	15.9
1531	593528.63	4782735.74	0.10	0	D	125	35.3	-23.5	0.0	-5.3	0.0	0.0	17.1
1531	593528.63	4782735.74	0.10	0	D	160	36.9	-23.5	0.0	-4.8	0.0	0.0	18.1
1531	593528.63	4782735.74	0.10	0	D	200	38.7	-23.5	0.0	-3.8	0.0	0.0	19.0
1531	593528.63	4782735.74	0.10	0	D	250	41.7	-23.5	0.0	-1.8	0.0	0.0	20.1
1531	593528.63	4782735.74	0.10	0	D	315	42.4	-23.5	0.0	1.4	0.0	0.0	17.5
1531	593528.63	4782735.74	0.10	0	D	400	43.2	-23.5	0.0	7.3	0.0	0.0	12.4
1531	593528.63	4782735.74	0.10	0	D	500	45.7	-23.5	0.0	15.6	0.0	0.0	6.5
1531	593528.63	4782735.74	0.10	0	D	630	47.4	-23.5	0.0	22.6	0.0	0.0	1.3
1531	593528.63	4782735.74	0.10	0	N	50	19.8	-23.5	0.0	-6.0	0.0	0.0	2.3
1531	593528.63	4782735.74	0.10	0	N	63	27.3	-23.5	0.0	-5.8	0.0	0.0	9.7
1531	593528.63	4782735.74	0.10	0	N	80	31.6	-23.5	0.0	-5.7	0.0	0.0	13.8
1531	593528.63	4782735.74	0.10	0	N	100	33.8	-23.5	0.0	-5.6	0.0	0.0	15.9
1531	593528.63	4782735.74	0.10	0	N	125	35.2	-23.5	0.0	-5.3	0.0	0.0	17.0
1531	593528.63	4782735.74	0.10	0	N	160	36.8	-23.5	0.0	-4.8	0.0	0.0	18.0
1531	593528.63	4782735.74	0.10	0	N	200	38.6	-23.5	0.0	-3.8	0.0	0.0	19.0
1531	593528.63	4782735.74	0.10	0	N	250	41.6	-23.5	0.0	-1.8	0.0	0.0	20.0
1531	593528.63	4782735.74	0.10	0	N	315	42.4	-23.5	0.0	1.4	0.0	0.0	17.4
1531	593528.63	4782735.74	0.10	0	N	400	43.1	-23.5	0.0	7.3	0.0	0.0	12.3
1531	593528.63	4782735.74	0.10	0	N	500	45.6	-23.5	0.0	15.6	0.0	0.0	6.5
1531	593528.63	4782735.74	0.10	0	N	630	47.3	-23.5	0.0	22.6	0.0	0.0	1.2
1546	593456.57	4782759.04	0.10	0	D	63	27.4	-32.1	0.0	-5.8	0.0	0.0	1.1
1546	593456.57	4782759.04	0.10	0	D	80	31.7	-32.1	0.0	-5.7	0.0	0.0	5.2
1546	593456.57	4782759.04	0.10	0	D	100	33.9	-32.1	0.0	-5.5	0.0	0.0	7.3
1546	593456.57	4782759.04	0.10	0	D	125	35.3	-32.1	0.0	-5.2	0.0	0.0	8.4
1546	593456.57	4782759.04	0.10	0	D	160	36.9	-32.1	0.0	-4.6	0.0	0.0	9.3
1546	593456.57	4782759.04	0.10	0	D	200	38.7	-32.1	0.0	-3.6	0.0	0.0	10.1
1546	593456.57	4782759.04	0.10	0	D	250	41.7	-32.1	0.0	-1.1	0.0	0.0	10.7
1546	593456.57	4782759.04	0.10	0	D	315	42.4	-32.1	0.0	2.8	0.0	0.0	7.5
1546	593456.57	4782759.04	0.10	0	D	400	43.2	-32.1	0.0	9.6	0.0	0.0	1.5
1546	593456.57	4782759.04	0.10	0	N	63	27.3	-32.1	0.0	-5.8	0.0	0.0	1.0
1546	593456.57	4782759.04	0.10	0	N	80	31.6	-32.1	0.0	-5.7	0.0	0.0	5.2
1546	593456.57	4782759.04	0.10	0	N	100	33.8	-32.1	0.0	-5.5	0.0	0.0	7.2
1546	593456.57	4782759.04	0.10	0	N	125	35.2	-32.1	0.0	-5.2	0.0	0.0	8.3
1546	593456.57	4782759.04	0.10	0	N	160	36.8	-32.1	0.0	-4.6	0.0	0.0	9.3
1546	593456.57	4782759.04	0.10	0	N	200	38.6	-32.1	0.0	-3.6	0.0	0.0	10.1
1546	593456.57	4782759.04	0.10	0	N	250	41.6	-32.1	0.0	-1.1	0.0	0.0	10.6
1546	593456.57	4782759.04	0.10	0	N	315	42.4	-32.1	0.0	2.8	0.0	0.0	7.5
1546	593456.57	4782759.04	0.10	0	N	400	43.1	-32.1	0.0	9.6	0.0	0.0	1.4
1561	593345.13	4782795.06	0.10	0	D	50	19.8	-24.9	0.0	-6.0	0.0	0.0	1.0
1561	593345.13	4782795.06	0.10	0	D	63	27.4	-24.9	0.0	-5.8	0.0	0.0	8.3
1561	593345.13	4782795.06	0.10	0	D	80	31.7	-24.9	0.0	-5.7	0.0	0.0	12.5
1561	593345.13	4782795.06	0.10	0	D	100	33.9	-24.9	0.0	-5.5	0.0	0.0	14.5
1561	593345.13	4782795.06	0.10	0	D	125	35.3	-24.9	0.0	-5.1	0.0	0.0	15.5

Road, TNM, Name: "Rymal5 westbound", ID: "!01!Rymal5_WB"													
Nr.	X	Y	Z	Refl.	DEN	Freq.	Lw	Ad	Aair	Agr	Afol	RL	Lr
	(m)	(m)	(m)			(Hz)	dB(A)	(dB)	(dB)	(dB)	(dB)	(dB)	dB(A)
1561	593345.13	4782795.06	0.10	0	D	160	36.9	-24.9	0.0	-4.4	0.0	0.0	16.4
1561	593345.13	4782795.06	0.10	0	D	200	38.7	-24.9	0.0	-3.2	0.0	0.0	17.0
1561	593345.13	4782795.06	0.10	0	D	250	41.7	-24.9	0.0	0.0	0.0	0.0	16.8
1561	593345.13	4782795.06	0.10	0	D	315	42.4	-24.9	0.0	4.8	0.0	0.0	12.8
1561	593345.13	4782795.06	0.10	0	D	400	43.2	-24.9	0.0	12.8	0.0	0.0	5.5
1561	593345.13	4782795.06	0.10	0	N	50	19.8	-24.9	0.0	-6.0	0.0	0.0	0.9
1561	593345.13	4782795.06	0.10	0	N	63	27.3	-24.9	0.0	-5.8	0.0	0.0	8.2
1561	593345.13	4782795.06	0.10	0	N	80	31.6	-24.9	0.0	-5.7	0.0	0.0	12.4
1561	593345.13	4782795.06	0.10	0	N	100	33.8	-24.9	0.0	-5.5	0.0	0.0	14.4
1561	593345.13	4782795.06	0.10	0	N	125	35.2	-24.9	0.0	-5.1	0.0	0.0	15.4
1561	593345.13	4782795.06	0.10	0	N	160	36.8	-24.9	0.0	-4.4	0.0	0.0	16.3
1561	593345.13	4782795.06	0.10	0	N	200	38.6	-24.9	0.0	-3.2	0.0	0.0	16.9
1561	593345.13	4782795.06	0.10	0	N	250	41.6	-24.9	0.0	0.0	0.0	0.0	16.7
1561	593345.13	4782795.06	0.10	0	N	315	42.4	-24.9	0.0	4.8	0.0	0.0	12.7
1561	593345.13	4782795.06	0.10	0	N	400	43.1	-24.9	0.0	12.8	0.0	0.0	5.4
1576	593146.61	4782859.23	0.10	0	D	63	27.4	-27.7	0.0	-5.8	0.0	0.0	5.5
1576	593146.61	4782859.23	0.10	0	D	80	31.7	-27.7	0.0	-5.6	0.0	0.0	9.6
1576	593146.61	4782859.23	0.10	0	D	100	33.9	-27.7	0.0	-5.4	0.0	0.0	11.6
1576	593146.61	4782859.23	0.10	0	D	125	35.3	-27.7	0.0	-5.0	0.0	0.0	12.6
1576	593146.61	4782859.23	0.10	0	D	160	36.9	-27.7	0.0	-4.2	0.0	0.0	13.4
1576	593146.61	4782859.23	0.10	0	D	200	38.7	-27.7	0.0	-2.6	0.0	0.0	13.7
1576	593146.61	4782859.23	0.10	0	D	250	41.7	-27.7	0.0	2.1	0.0	0.0	11.9
1576	593146.61	4782859.23	0.10	0	D	315	42.4	-27.7	0.0	8.3	0.0	0.0	6.5
1576	593146.61	4782859.23	0.10	0	N	63	27.3	-27.7	0.0	-5.8	0.0	0.0	5.4
1576	593146.61	4782859.23	0.10	0	N	80	31.6	-27.7	0.0	-5.6	0.0	0.0	9.6
1576	593146.61	4782859.23	0.10	0	N	100	33.8	-27.7	0.0	-5.4	0.0	0.0	11.5
1576	593146.61	4782859.23	0.10	0	N	125	35.2	-27.7	0.0	-5.0	0.0	0.0	12.5
1576	593146.61	4782859.23	0.10	0	N	160	36.8	-27.7	0.0	-4.2	0.0	0.0	13.3
1576	593146.61	4782859.23	0.10	0	N	200	38.6	-27.7	0.0	-2.6	0.0	0.0	13.6
1576	593146.61	4782859.23	0.10	0	N	250	41.6	-27.7	0.0	2.1	0.0	0.0	11.9
1576	593146.61	4782859.23	0.10	0	N	315	42.4	-27.7	0.0	8.3	0.0	0.0	6.4
1591	592848.84	4782955.48	0.10	0	D	63	27.4	-27.5	0.0	-5.7	0.0	0.0	5.6
1591	592848.84	4782955.48	0.10	0	D	80	31.7	-27.5	0.0	-5.6	0.0	0.0	9.7
1591	592848.84	4782955.48	0.10	0	D	100	33.9	-27.5	0.0	-5.3	0.0	0.0	11.7
1591	592848.84	4782955.48	0.10	0	D	125	35.3	-27.5	0.0	-4.9	0.0	0.0	12.6
1591	592848.84	4782955.48	0.10	0	D	160	36.9	-27.5	0.0	-3.9	0.0	0.0	13.3
1591	592848.84	4782955.48	0.10	0	D	200	38.7	-27.5	0.0	-2.1	0.0	0.0	13.3
1591	592848.84	4782955.48	0.10	0	D	250	41.7	-27.5	0.0	5.2	0.0	0.0	9.0
1591	592848.84	4782955.48	0.10	0	D	315	42.4	-27.5	0.0	13.2	0.0	0.0	1.7
1591	592848.84	4782955.48	0.10	0	N	63	27.3	-27.5	0.0	-5.7	0.0	0.0	5.5
1591	592848.84	4782955.48	0.10	0	N	80	31.6	-27.5	0.0	-5.6	0.0	0.0	9.6
1591	592848.84	4782955.48	0.10	0	N	100	33.8	-27.5	0.0	-5.3	0.0	0.0	11.6
1591	592848.84	4782955.48	0.10	0	N	125	35.2	-27.5	0.0	-4.9	0.0	0.0	12.6
1591	592848.84	4782955.48	0.10	0	N	160	36.8	-27.5	0.0	-3.9	0.0	0.0	13.2
1591	592848.84	4782955.48	0.10	0	N	200	38.6	-27.5	0.0	-2.1	0.0	0.0	13.2
1591	592848.84	4782955.48	0.10	0	N	250	41.6	-27.5	0.0	5.2	0.0	0.0	8.9
1591	592848.84	4782955.48	0.10	0	N	315	42.4	-27.5	0.0	13.2	0.0	0.0	1.6

Road, TNM, Name: "Rymal 5 eastbound", ID: "!01!Rymal5_EB"													
Nr.	X	Y	Z	Refl.	DEN	Freq.	Lw	Ad	Aair	Agr	Afol	RL	Lr
	(m)	(m)	(m)			(Hz)	dB(A)	(dB)	(dB)	(dB)	(dB)	(dB)	dB(A)
1606	592820.37	4782958.95	0.10	0	D	63	27.3	-28.4	0.0	-5.7	0.0	0.0	4.6
1606	592820.37	4782958.95	0.10	0	D	80	31.6	-28.4	0.0	-5.6	0.0	0.0	8.7
1606	592820.37	4782958.95	0.10	0	D	100	33.8	-28.4	0.0	-5.3	0.0	0.0	10.7
1606	592820.37	4782958.95	0.10	0	D	125	35.2	-28.4	0.0	-4.9	0.0	0.0	11.6
1606	592820.37	4782958.95	0.10	0	D	160	36.8	-28.4	0.0	-3.9	0.0	0.0	12.3
1606	592820.37	4782958.95	0.10	0	D	200	38.6	-28.4	0.0	-2.1	0.0	0.0	12.3
1606	592820.37	4782958.95	0.10	0	D	250	41.6	-28.4	0.0	5.5	0.0	0.0	7.7
1606	592820.37	4782958.95	0.10	0	D	315	42.3	-28.4	0.0	13.6	0.0	0.0	0.3
1606	592820.37	4782958.95	0.10	0	N	63	27.2	-28.4	0.0	-5.7	0.0	0.0	4.5
1606	592820.37	4782958.95	0.10	0	N	80	31.5	-28.4	0.0	-5.6	0.0	0.0	8.6
1606	592820.37	4782958.95	0.10	0	N	100	33.7	-28.4	0.0	-5.3	0.0	0.0	10.6
1606	592820.37	4782958.95	0.10	0	N	125	35.1	-28.4	0.0	-4.9	0.0	0.0	11.6

Road, TNM, Name: "Rymal 5 eastbound", ID: "!01!Rymal5_EB"													
Nr.	X	Y	Z	Refl.	DEN	Freq.	Lw	Ad	Aair	Agr	Afol	RL	Lr
	(m)	(m)	(m)			(Hz)	dB(A)	(dB)	(dB)	(dB)	(dB)	(dB)	dB(A)
1606	592820.37	4782958.95	0.10	0	N	160	36.7	-28.4	0.0	-3.9	0.0	0.0	12.2
1606	592820.37	4782958.95	0.10	0	N	200	38.5	-28.4	0.0	-2.1	0.0	0.0	12.2
1606	592820.37	4782958.95	0.10	0	N	250	41.5	-28.4	0.0	5.5	0.0	0.0	7.6
1606	592820.37	4782958.95	0.10	0	N	315	42.3	-28.4	0.0	13.6	0.0	0.0	0.2
1621	593163.46	4782847.58	0.10	0	D	50	19.8	-24.9	0.0	-6.0	0.0	0.0	0.9
1621	593163.46	4782847.58	0.10	0	D	63	27.3	-24.9	0.0	-5.8	0.0	0.0	8.2
1621	593163.46	4782847.58	0.10	0	D	80	31.6	-24.9	0.0	-5.6	0.0	0.0	12.3
1621	593163.46	4782847.58	0.10	0	D	100	33.8	-24.9	0.0	-5.4	0.0	0.0	14.3
1621	593163.46	4782847.58	0.10	0	D	125	35.2	-24.9	0.0	-5.0	0.0	0.0	15.3
1621	593163.46	4782847.58	0.10	0	D	160	36.8	-24.9	0.0	-4.2	0.0	0.0	16.1
1621	593163.46	4782847.58	0.10	0	D	200	38.6	-24.9	0.0	-2.7	0.0	0.0	16.4
1621	593163.46	4782847.58	0.10	0	D	250	41.6	-24.9	0.0	1.9	0.0	0.0	14.8
1621	593163.46	4782847.58	0.10	0	D	315	42.3	-24.9	0.0	8.0	0.0	0.0	9.5
1621	593163.46	4782847.58	0.10	0	D	400	43.1	-24.9	0.0	17.3	0.0	0.0	0.9
1621	593163.46	4782847.58	0.10	0	N	50	19.7	-24.9	0.0	-6.0	0.0	0.0	0.8
1621	593163.46	4782847.58	0.10	0	N	63	27.2	-24.9	0.0	-5.8	0.0	0.0	8.1
1621	593163.46	4782847.58	0.10	0	N	80	31.5	-24.9	0.0	-5.6	0.0	0.0	12.2
1621	593163.46	4782847.58	0.10	0	N	100	33.7	-24.9	0.0	-5.4	0.0	0.0	14.2
1621	593163.46	4782847.58	0.10	0	N	125	35.1	-24.9	0.0	-5.0	0.0	0.0	15.2
1621	593163.46	4782847.58	0.10	0	N	160	36.7	-24.9	0.0	-4.2	0.0	0.0	16.0
1621	593163.46	4782847.58	0.10	0	N	200	38.5	-24.9	0.0	-2.7	0.0	0.0	16.3
1621	593163.46	4782847.58	0.10	0	N	250	41.5	-24.9	0.0	1.9	0.0	0.0	14.7
1621	593163.46	4782847.58	0.10	0	N	315	42.3	-24.9	0.0	8.0	0.0	0.0	9.4
1621	593163.46	4782847.58	0.10	0	N	400	43.0	-24.9	0.0	17.3	0.0	0.0	0.8
1637	593349.82	4782787.08	0.10	0	D	80	31.6	-33.2	0.0	-5.7	0.0	0.0	4.1
1637	593349.82	4782787.08	0.10	0	D	100	33.8	-33.2	0.0	-5.5	0.0	0.0	6.1
1637	593349.82	4782787.08	0.10	0	D	125	35.2	-33.2	0.0	-5.1	0.0	0.0	7.1
1637	593349.82	4782787.08	0.10	0	D	160	36.8	-33.2	0.0	-4.4	0.0	0.0	8.0
1637	593349.82	4782787.08	0.10	0	D	200	38.6	-33.2	0.0	-3.2	0.0	0.0	8.6
1637	593349.82	4782787.08	0.10	0	D	250	41.6	-33.2	0.0	-0.0	0.0	0.0	8.5
1637	593349.82	4782787.08	0.10	0	D	315	42.3	-33.2	0.0	4.7	0.0	0.0	4.5
1637	593349.82	4782787.08	0.10	0	N	80	31.5	-33.2	0.0	-5.7	0.0	0.0	4.0
1637	593349.82	4782787.08	0.10	0	N	100	33.7	-33.2	0.0	-5.5	0.0	0.0	6.0
1637	593349.82	4782787.08	0.10	0	N	125	35.1	-33.2	0.0	-5.1	0.0	0.0	7.1
1637	593349.82	4782787.08	0.10	0	N	160	36.7	-33.2	0.0	-4.4	0.0	0.0	7.9
1637	593349.82	4782787.08	0.10	0	N	200	38.5	-33.2	0.0	-3.2	0.0	0.0	8.6
1637	593349.82	4782787.08	0.10	0	N	250	41.5	-33.2	0.0	-0.0	0.0	0.0	8.4
1637	593349.82	4782787.08	0.10	0	N	315	42.3	-33.2	0.0	4.7	0.0	0.0	4.4
1653	593420.12	4782764.26	0.10	0	D	63	27.3	-26.2	0.0	-5.8	0.0	0.0	7.0
1653	593420.12	4782764.26	0.10	0	D	80	31.6	-26.2	0.0	-5.7	0.0	0.0	11.1
1653	593420.12	4782764.26	0.10	0	D	100	33.8	-26.2	0.0	-5.5	0.0	0.0	13.1
1653	593420.12	4782764.26	0.10	0	D	125	35.2	-26.2	0.0	-5.2	0.0	0.0	14.2
1653	593420.12	4782764.26	0.10	0	D	160	36.8	-26.2	0.0	-4.5	0.0	0.0	15.1
1653	593420.12	4782764.26	0.10	0	D	200	38.6	-26.2	0.0	-3.4	0.0	0.0	15.9
1653	593420.12	4782764.26	0.10	0	D	250	41.6	-26.2	0.0	-0.8	0.0	0.0	16.2
1653	593420.12	4782764.26	0.10	0	D	315	42.3	-26.2	0.0	3.4	0.0	0.0	12.8
1653	593420.12	4782764.26	0.10	0	D	400	43.1	-26.2	0.0	10.6	0.0	0.0	6.3
1653	593420.12	4782764.26	0.10	0	N	63	27.2	-26.2	0.0	-5.8	0.0	0.0	6.9
1653	593420.12	4782764.26	0.10	0	N	80	31.5	-26.2	0.0	-5.7	0.0	0.0	11.0
1653	593420.12	4782764.26	0.10	0	N	100	33.7	-26.2	0.0	-5.5	0.0	0.0	13.0
1653	593420.12	4782764.26	0.10	0	N	125	35.1	-26.2	0.0	-5.2	0.0	0.0	14.1
1653	593420.12	4782764.26	0.10	0	N	160	36.7	-26.2	0.0	-4.5	0.0	0.0	15.1
1653	593420.12	4782764.26	0.10	0	N	200	38.5	-26.2	0.0	-3.4	0.0	0.0	15.8
1653	593420.12	4782764.26	0.10	0	N	250	41.5	-26.2	0.0	-0.8	0.0	0.0	16.1
1653	593420.12	4782764.26	0.10	0	N	315	42.3	-26.2	0.0	3.4	0.0	0.0	12.7
1653	593420.12	4782764.26	0.10	0	N	400	43.0	-26.2	0.0	10.6	0.0	0.0	6.2
1669	593531.06	4782728.25	0.10	0	D	50	19.8	-23.7	0.0	-6.0	0.0	0.0	2.0
1669	593531.06	4782728.25	0.10	0	D	63	27.3	-23.7	0.0	-5.8	0.0	0.0	9.4
1669	593531.06	4782728.25	0.10	0	D	80	31.6	-23.7	0.0	-5.7	0.0	0.0	13.6
1669	593531.06	4782728.25	0.10	0	D	100	33.8	-23.7	0.0	-5.6	0.0	0.0	15.6
1669	593531.06	4782728.25	0.10	0	D	125	35.2	-23.7	0.0	-5.3	0.0	0.0	16.7
1669	593531.06	4782728.25	0.10	0	D	160	36.8	-23.7	0.0	-4.8	0.0	0.0	17.8
1669	593531.06	4782728.25	0.10	0	D	200	38.6	-23.7	0.0	-3.9	0.0	0.0	18.7

Road, TNM, Name: "Rymal 5 eastbound", ID: "!01!Rymal5_EB"													
Nr.	X	Y	Z	Refl.	DEN	Freq.	Lw	Ad	Aair	Agr	Afol	RL	Lr
	(m)	(m)	(m)			(Hz)	dB(A)	(dB)	(dB)	(dB)	(dB)	(dB)	dB(A)
1669	593531.06	4782728.25	0.10	0	D	250	41.6	-23.7	0.0	-1.9	0.0	0.0	19.8
1669	593531.06	4782728.25	0.10	0	D	315	42.3	-23.7	0.0	1.4	0.0	0.0	17.2
1669	593531.06	4782728.25	0.10	0	D	400	43.1	-23.7	0.0	7.2	0.0	0.0	12.2
1669	593531.06	4782728.25	0.10	0	D	500	45.6	-23.7	0.0	15.5	0.0	0.0	6.4
1669	593531.06	4782728.25	0.10	0	D	630	47.3	-23.7	0.0	22.5	0.0	0.0	1.1
1669	593531.06	4782728.25	0.10	0	N	50	19.7	-23.7	0.0	-6.0	0.0	0.0	2.0
1669	593531.06	4782728.25	0.10	0	N	63	27.2	-23.7	0.0	-5.8	0.0	0.0	9.3
1669	593531.06	4782728.25	0.10	0	N	80	31.5	-23.7	0.0	-5.7	0.0	0.0	13.5
1669	593531.06	4782728.25	0.10	0	N	100	33.7	-23.7	0.0	-5.6	0.0	0.0	15.5
1669	593531.06	4782728.25	0.10	0	N	125	35.1	-23.7	0.0	-5.3	0.0	0.0	16.7
1669	593531.06	4782728.25	0.10	0	N	160	36.7	-23.7	0.0	-4.8	0.0	0.0	17.7
1669	593531.06	4782728.25	0.10	0	N	200	38.5	-23.7	0.0	-3.9	0.0	0.0	18.6
1669	593531.06	4782728.25	0.10	0	N	250	41.5	-23.7	0.0	-1.9	0.0	0.0	19.7
1669	593531.06	4782728.25	0.10	0	N	315	42.3	-23.7	0.0	1.4	0.0	0.0	17.1
1669	593531.06	4782728.25	0.10	0	N	400	43.0	-23.7	0.0	7.2	0.0	0.0	12.1
1669	593531.06	4782728.25	0.10	0	N	500	45.5	-23.7	0.0	15.5	0.0	0.0	6.3
1669	593531.06	4782728.25	0.10	0	N	630	47.2	-23.7	0.0	22.5	0.0	0.0	1.0
1685	592813.48	4782959.61	0.10	0	D	63	27.3	-28.6	0.0	-5.7	0.0	0.0	4.4
1685	592813.48	4782959.61	0.10	0	D	80	31.6	-28.6	0.0	-5.6	0.0	0.0	8.5
1685	592813.48	4782959.61	0.10	0	D	100	33.8	-28.6	0.0	-5.3	0.0	0.0	10.4
1685	592813.48	4782959.61	0.10	0	D	125	35.2	-28.6	0.0	-4.8	0.0	0.0	11.4
1685	592813.48	4782959.61	0.10	0	D	160	36.8	-28.6	0.0	-3.9	0.0	0.0	12.0
1685	592813.48	4782959.61	0.10	0	D	200	38.6	-28.6	0.0	-2.1	0.0	0.0	12.0
1685	592813.48	4782959.61	0.10	0	D	250	41.6	-28.6	0.0	5.6	0.0	0.0	7.4
1685	592813.48	4782959.61	0.10	0	N	63	27.2	-28.6	0.0	-5.7	0.0	0.0	4.3
1685	592813.48	4782959.61	0.10	0	N	80	31.5	-28.6	0.0	-5.6	0.0	0.0	8.4
1685	592813.48	4782959.61	0.10	0	N	100	33.7	-28.6	0.0	-5.3	0.0	0.0	10.4
1685	592813.48	4782959.61	0.10	0	N	125	35.1	-28.6	0.0	-4.8	0.0	0.0	11.3
1685	592813.48	4782959.61	0.10	0	N	160	36.7	-28.6	0.0	-3.9	0.0	0.0	12.0
1685	592813.48	4782959.61	0.10	0	N	200	38.5	-28.6	0.0	-2.1	0.0	0.0	12.0
1685	592813.48	4782959.61	0.10	0	N	250	41.5	-28.6	0.0	5.6	0.0	0.0	7.3
1701	593143.72	4782852.41	0.10	0	D	50	19.8	-25.3	0.0	-6.0	0.0	0.0	0.5
1701	593143.72	4782852.41	0.10	0	D	63	27.3	-25.3	0.0	-5.8	0.0	0.0	7.8
1701	593143.72	4782852.41	0.10	0	D	80	31.6	-25.3	0.0	-5.6	0.0	0.0	11.9
1701	593143.72	4782852.41	0.10	0	D	100	33.8	-25.3	0.0	-5.4	0.0	0.0	13.8
1701	593143.72	4782852.41	0.10	0	D	125	35.2	-25.3	0.0	-5.0	0.0	0.0	14.9
1701	593143.72	4782852.41	0.10	0	D	160	36.8	-25.3	0.0	-4.2	0.0	0.0	15.6
1701	593143.72	4782852.41	0.10	0	D	200	38.6	-25.3	0.0	-2.6	0.0	0.0	15.9
1701	593143.72	4782852.41	0.10	0	D	250	41.6	-25.3	0.0	2.1	0.0	0.0	14.2
1701	593143.72	4782852.41	0.10	0	D	315	42.3	-25.3	0.0	8.3	0.0	0.0	8.7
1701	593143.72	4782852.41	0.10	0	D	400	43.1	-25.3	0.0	17.7	0.0	0.0	0.0
1701	593143.72	4782852.41	0.10	0	N	50	19.7	-25.3	0.0	-6.0	0.0	0.0	0.4
1701	593143.72	4782852.41	0.10	0	N	63	27.2	-25.3	0.0	-5.8	0.0	0.0	7.7
1701	593143.72	4782852.41	0.10	0	N	80	31.5	-25.3	0.0	-5.6	0.0	0.0	11.8
1701	593143.72	4782852.41	0.10	0	N	100	33.7	-25.3	0.0	-5.4	0.0	0.0	13.8
1701	593143.72	4782852.41	0.10	0	N	125	35.1	-25.3	0.0	-5.0	0.0	0.0	14.8
1701	593143.72	4782852.41	0.10	0	N	160	36.7	-25.3	0.0	-4.2	0.0	0.0	15.5
1701	593143.72	4782852.41	0.10	0	N	200	38.5	-25.3	0.0	-2.6	0.0	0.0	15.8
1701	593143.72	4782852.41	0.10	0	N	250	41.5	-25.3	0.0	2.1	0.0	0.0	14.1
1701	593143.72	4782852.41	0.10	0	N	315	42.3	-25.3	0.0	8.3	0.0	0.0	8.6
1717	593324.36	4782793.77	0.10	0	D	80	31.6	-33.4	0.0	-5.7	0.0	0.0	3.9
1717	593324.36	4782793.77	0.10	0	D	100	33.8	-33.4	0.0	-5.5	0.0	0.0	5.9
1717	593324.36	4782793.77	0.10	0	D	125	35.2	-33.4	0.0	-5.1	0.0	0.0	6.9
1717	593324.36	4782793.77	0.10	0	D	160	36.8	-33.4	0.0	-4.4	0.0	0.0	7.8
1717	593324.36	4782793.77	0.10	0	D	200	38.6	-33.4	0.0	-3.1	0.0	0.0	8.3
1717	593324.36	4782793.77	0.10	0	D	250	41.6	-33.4	0.0	0.2	0.0	0.0	8.0
1717	593324.36	4782793.77	0.10	0	D	315	42.3	-33.4	0.0	5.1	0.0	0.0	3.8
1717	593324.36	4782793.77	0.10	0	N	80	31.5	-33.4	0.0	-5.7	0.0	0.0	3.8
1717	593324.36	4782793.77	0.10	0	N	100	33.7	-33.4	0.0	-5.5	0.0	0.0	5.8
1717	593324.36	4782793.77	0.10	0	N	125	35.1	-33.4	0.0	-5.1	0.0	0.0	6.8
1717	593324.36	4782793.77	0.10	0	N	160	36.7	-33.4	0.0	-4.4	0.0	0.0	7.7
1717	593324.36	4782793.77	0.10	0	N	200	38.5	-33.4	0.0	-3.1	0.0	0.0	8.3
1717	593324.36	4782793.77	0.10	0	N	250	41.5	-33.4	0.0	0.2	0.0	0.0	7.9

Road, TNM, Name: "Rymal 5 eastbound", ID: "!01!Rymal5_EB"													
Nr.	X	Y	Z	Refl.	DEN	Freq.	Lw	Ad	Aair	Agr	Afol	RL	Lr
	(m)	(m)	(m)			(Hz)	dB(A)	(dB)	(dB)	(dB)	(dB)	(dB)	dB(A)
1717	593324.36	4782793.77	0.10	0	N	315	42.3	-33.4	0.0	5.1	0.0	0.0	3.8
1733	593401.43	4782768.75	0.10	0	D	63	27.3	-26.0	0.0	-5.8	0.0	0.0	7.1
1733	593401.43	4782768.75	0.10	0	D	80	31.6	-26.0	0.0	-5.7	0.0	0.0	11.2
1733	593401.43	4782768.75	0.10	0	D	100	33.8	-26.0	0.0	-5.5	0.0	0.0	13.2
1733	593401.43	4782768.75	0.10	0	D	125	35.2	-26.0	0.0	-5.2	0.0	0.0	14.3
1733	593401.43	4782768.75	0.10	0	D	160	36.8	-26.0	0.0	-4.5	0.0	0.0	15.2
1733	593401.43	4782768.75	0.10	0	D	200	38.6	-26.0	0.0	-3.4	0.0	0.0	15.9
1733	593401.43	4782768.75	0.10	0	D	250	41.6	-26.0	0.0	-0.6	0.0	0.0	16.2
1733	593401.43	4782768.75	0.10	0	D	315	42.3	-26.0	0.0	3.7	0.0	0.0	12.6
1733	593401.43	4782768.75	0.10	0	D	400	43.1	-26.0	0.0	11.2	0.0	0.0	5.9
1733	593401.43	4782768.75	0.10	0	N	63	27.2	-26.0	0.0	-5.8	0.0	0.0	7.0
1733	593401.43	4782768.75	0.10	0	N	80	31.5	-26.0	0.0	-5.7	0.0	0.0	11.2
1733	593401.43	4782768.75	0.10	0	N	100	33.7	-26.0	0.0	-5.5	0.0	0.0	13.2
1733	593401.43	4782768.75	0.10	0	N	125	35.1	-26.0	0.0	-5.2	0.0	0.0	14.2
1733	593401.43	4782768.75	0.10	0	N	160	36.7	-26.0	0.0	-4.5	0.0	0.0	15.2
1733	593401.43	4782768.75	0.10	0	N	200	38.5	-26.0	0.0	-3.4	0.0	0.0	15.9
1733	593401.43	4782768.75	0.10	0	N	250	41.5	-26.0	0.0	-0.6	0.0	0.0	16.1
1733	593401.43	4782768.75	0.10	0	N	315	42.3	-26.0	0.0	3.7	0.0	0.0	12.5
1733	593401.43	4782768.75	0.10	0	N	400	43.0	-26.0	0.0	11.2	0.0	0.0	5.8
1749	593524.52	4782728.79	0.10	0	D	50	19.8	-23.4	0.0	-6.0	0.0	0.0	2.4
1749	593524.52	4782728.79	0.10	0	D	63	27.3	-23.4	0.0	-5.8	0.0	0.0	9.7
1749	593524.52	4782728.79	0.10	0	D	80	31.6	-23.4	0.0	-5.7	0.0	0.0	13.9
1749	593524.52	4782728.79	0.10	0	D	100	33.8	-23.4	0.0	-5.6	0.0	0.0	15.9
1749	593524.52	4782728.79	0.10	0	D	125	35.2	-23.4	0.0	-5.3	0.0	0.0	17.1
1749	593524.52	4782728.79	0.10	0	D	160	36.8	-23.4	0.0	-4.7	0.0	0.0	18.1
1749	593524.52	4782728.79	0.10	0	D	200	38.6	-23.4	0.0	-3.8	0.0	0.0	19.0
1749	593524.52	4782728.79	0.10	0	D	250	41.6	-23.4	0.0	-1.8	0.0	0.0	20.0
1749	593524.52	4782728.79	0.10	0	D	315	42.3	-23.4	0.0	1.5	0.0	0.0	17.4
1749	593524.52	4782728.79	0.10	0	D	400	43.1	-23.4	0.0	7.4	0.0	0.0	12.3
1749	593524.52	4782728.79	0.10	0	D	500	45.6	-23.4	0.0	15.7	0.0	0.0	6.4
1749	593524.52	4782728.79	0.10	0	D	630	47.3	-23.4	0.0	22.7	0.0	0.0	1.2
1749	593524.52	4782728.79	0.10	0	N	50	19.7	-23.4	0.0	-6.0	0.0	0.0	2.3
1749	593524.52	4782728.79	0.10	0	N	63	27.2	-23.4	0.0	-5.8	0.0	0.0	9.6
1749	593524.52	4782728.79	0.10	0	N	80	31.5	-23.4	0.0	-5.7	0.0	0.0	13.8
1749	593524.52	4782728.79	0.10	0	N	100	33.7	-23.4	0.0	-5.6	0.0	0.0	15.8
1749	593524.52	4782728.79	0.10	0	N	125	35.1	-23.4	0.0	-5.3	0.0	0.0	17.0
1749	593524.52	4782728.79	0.10	0	N	160	36.7	-23.4	0.0	-4.7	0.0	0.0	18.0
1749	593524.52	4782728.79	0.10	0	N	200	38.5	-23.4	0.0	-3.8	0.0	0.0	18.9
1749	593524.52	4782728.79	0.10	0	N	250	41.5	-23.4	0.0	-1.8	0.0	0.0	19.9
1749	593524.52	4782728.79	0.10	0	N	315	42.3	-23.4	0.0	1.5	0.0	0.0	17.3
1749	593524.52	4782728.79	0.10	0	N	400	43.0	-23.4	0.0	7.4	0.0	0.0	12.2
1749	593524.52	4782728.79	0.10	0	N	500	45.5	-23.4	0.0	15.7	0.0	0.0	6.4
1749	593524.52	4782728.79	0.10	0	N	630	47.2	-23.4	0.0	22.7	0.0	0.0	1.1

Road, TNM, Name: "Rymal 7 eastbound", ID: "!01!Rymal7_EB"													
Nr.	X	Y	Z	Refl.	DEN	Freq.	Lw	Ad	Aair	Agr	Afol	RL	Lr
	(m)	(m)	(m)			(Hz)	dB(A)	(dB)	(dB)	(dB)	(dB)	(dB)	dB(A)
1765	594365.93	4782468.23	0.10	0	D	50	20.7	-25.9	0.0	-6.0	0.0	0.0	0.9
1765	594365.93	4782468.23	0.10	0	D	63	28.0	-25.9	0.0	-5.8	0.0	0.0	7.9
1765	594365.93	4782468.23	0.10	0	D	80	32.2	-25.9	0.0	-5.7	0.0	0.0	12.0
1765	594365.93	4782468.23	0.10	0	D	100	34.5	-25.9	0.0	-5.5	0.0	0.0	14.1
1765	594365.93	4782468.23	0.10	0	D	125	36.0	-25.9	0.0	-5.2	0.0	0.0	15.3
1765	594365.93	4782468.23	0.10	0	D	160	37.7	-25.9	0.0	-4.5	0.0	0.0	16.4
1765	594365.93	4782468.23	0.10	0	D	200	39.8	-25.9	0.0	-3.4	0.0	0.0	17.3
1765	594365.93	4782468.23	0.10	0	D	250	43.0	-25.9	0.0	-0.6	0.0	0.0	17.7
1765	594365.93	4782468.23	0.10	0	D	315	43.5	-25.9	0.0	3.7	0.0	0.0	13.9
1765	594365.93	4782468.23	0.10	0	D	400	43.9	-25.9	0.0	11.1	0.0	0.0	6.9
1765	594365.93	4782468.23	0.10	0	D	500	46.3	-25.9	0.0	20.1	0.0	0.0	0.3
1765	594365.93	4782468.23	0.10	0	N	50	20.6	-25.9	0.0	-6.0	0.0	0.0	0.8
1765	594365.93	4782468.23	0.10	0	N	63	27.9	-25.9	0.0	-5.8	0.0	0.0	7.9
1765	594365.93	4782468.23	0.10	0	N	80	32.1	-25.9	0.0	-5.7	0.0	0.0	11.9
1765	594365.93	4782468.23	0.10	0	N	100	34.4	-25.9	0.0	-5.5	0.0	0.0	14.0
1765	594365.93	4782468.23	0.10	0	N	125	35.9	-25.9	0.0	-5.2	0.0	0.0	15.2

Road, TNM, Name: "Rymal 7 eastbound", ID: "!01!Rymal7_EB"													
Nr.	X	Y	Z	Refl.	DEN	Freq.	Lw	Ad	Aair	Agr	Afol	RL	Lr
	(m)	(m)	(m)			(Hz)	dB(A)	(dB)	(dB)	(dB)	(dB)	(dB)	dB(A)
1765	594365.93	4782468.23	0.10	0	N	160	37.7	-25.9	0.0	-4.5	0.0	0.0	16.3
1765	594365.93	4782468.23	0.10	0	N	200	39.7	-25.9	0.0	-3.4	0.0	0.0	17.2
1765	594365.93	4782468.23	0.10	0	N	250	42.9	-25.9	0.0	-0.6	0.0	0.0	17.6
1765	594365.93	4782468.23	0.10	0	N	315	43.4	-25.9	0.0	3.7	0.0	0.0	13.8
1765	594365.93	4782468.23	0.10	0	N	400	43.8	-25.9	0.0	11.1	0.0	0.0	6.8
1765	594365.93	4782468.23	0.10	0	N	500	46.2	-25.9	0.0	20.1	0.0	0.0	0.2
1781	594530.48	4782416.85	0.10	0	D	50	20.7	-26.4	0.0	-6.0	0.0	0.0	0.3
1781	594530.48	4782416.85	0.10	0	D	63	28.0	-26.4	0.0	-5.8	0.0	0.0	7.3
1781	594530.48	4782416.85	0.10	0	D	80	32.2	-26.4	0.0	-5.6	0.0	0.0	11.4
1781	594530.48	4782416.85	0.10	0	D	100	34.5	-26.4	0.0	-5.4	0.0	0.0	13.5
1781	594530.48	4782416.85	0.10	0	D	125	36.0	-26.4	0.0	-5.0	0.0	0.0	14.6
1781	594530.48	4782416.85	0.10	0	D	160	37.7	-26.4	0.0	-4.3	0.0	0.0	15.6
1781	594530.48	4782416.85	0.10	0	D	200	39.8	-26.4	0.0	-2.9	0.0	0.0	16.2
1781	594530.48	4782416.85	0.10	0	D	250	43.0	-26.4	0.0	1.1	0.0	0.0	15.4
1781	594530.48	4782416.85	0.10	0	D	315	43.5	-26.4	0.0	6.7	0.0	0.0	10.4
1781	594530.48	4782416.85	0.10	0	D	400	43.9	-26.4	0.0	15.6	0.0	0.0	1.9
1781	594530.48	4782416.85	0.10	0	N	50	20.6	-26.4	0.0	-6.0	0.0	0.0	0.2
1781	594530.48	4782416.85	0.10	0	N	63	27.9	-26.4	0.0	-5.8	0.0	0.0	7.3
1781	594530.48	4782416.85	0.10	0	N	80	32.1	-26.4	0.0	-5.6	0.0	0.0	11.3
1781	594530.48	4782416.85	0.10	0	N	100	34.4	-26.4	0.0	-5.4	0.0	0.0	13.4
1781	594530.48	4782416.85	0.10	0	N	125	35.9	-26.4	0.0	-5.0	0.0	0.0	14.6
1781	594530.48	4782416.85	0.10	0	N	160	37.7	-26.4	0.0	-4.3	0.0	0.0	15.5
1781	594530.48	4782416.85	0.10	0	N	200	39.7	-26.4	0.0	-2.9	0.0	0.0	16.1
1781	594530.48	4782416.85	0.10	0	N	250	42.9	-26.4	0.0	1.1	0.0	0.0	15.4
1781	594530.48	4782416.85	0.10	0	N	315	43.4	-26.4	0.0	6.7	0.0	0.0	10.3
1781	594530.48	4782416.85	0.10	0	N	400	43.8	-26.4	0.0	15.6	0.0	0.0	1.8
1797	594731.57	4782354.05	0.10	0	D	63	28.0	-28.8	0.0	-5.8	0.0	0.0	4.9
1797	594731.57	4782354.05	0.10	0	D	80	32.2	-28.8	0.0	-5.6	0.0	0.0	9.0
1797	594731.57	4782354.05	0.10	0	D	100	34.5	-28.8	0.0	-5.4	0.0	0.0	11.0
1797	594731.57	4782354.05	0.10	0	D	125	36.0	-28.8	0.0	-4.9	0.0	0.0	12.1
1797	594731.57	4782354.05	0.10	0	D	160	37.7	-28.8	0.0	-4.1	0.0	0.0	13.0
1797	594731.57	4782354.05	0.10	0	D	200	39.8	-28.8	0.0	-2.4	0.0	0.0	13.4
1797	594731.57	4782354.05	0.10	0	D	250	43.0	-28.8	0.0	3.2	0.0	0.0	10.9
1797	594731.57	4782354.05	0.10	0	D	315	43.5	-28.8	0.0	10.1	0.0	0.0	4.5
1797	594731.57	4782354.05	0.10	0	N	63	27.9	-28.8	0.0	-5.8	0.0	0.0	4.9
1797	594731.57	4782354.05	0.10	0	N	80	32.1	-28.8	0.0	-5.6	0.0	0.0	8.9
1797	594731.57	4782354.05	0.10	0	N	100	34.4	-28.8	0.0	-5.4	0.0	0.0	10.9
1797	594731.57	4782354.05	0.10	0	N	125	35.9	-28.8	0.0	-4.9	0.0	0.0	12.1
1797	594731.57	4782354.05	0.10	0	N	160	37.7	-28.8	0.0	-4.1	0.0	0.0	12.9
1797	594731.57	4782354.05	0.10	0	N	200	39.7	-28.8	0.0	-2.4	0.0	0.0	13.3
1797	594731.57	4782354.05	0.10	0	N	250	42.9	-28.8	0.0	3.2	0.0	0.0	10.9
1797	594731.57	4782354.05	0.10	0	N	315	43.4	-28.8	0.0	10.1	0.0	0.0	4.5
1813	594380.57	4782462.09	0.10	0	D	50	20.7	-25.2	0.0	-6.0	0.0	0.0	1.5
1813	594380.57	4782462.09	0.10	0	D	63	28.0	-25.2	0.0	-5.8	0.0	0.0	8.6
1813	594380.57	4782462.09	0.10	0	D	80	32.2	-25.2	0.0	-5.7	0.0	0.0	12.7
1813	594380.57	4782462.09	0.10	0	D	100	34.5	-25.2	0.0	-5.5	0.0	0.0	14.8
1813	594380.57	4782462.09	0.10	0	D	125	36.0	-25.2	0.0	-5.2	0.0	0.0	16.0
1813	594380.57	4782462.09	0.10	0	D	160	37.7	-25.2	0.0	-4.5	0.0	0.0	17.1
1813	594380.57	4782462.09	0.10	0	D	200	39.8	-25.2	0.0	-3.3	0.0	0.0	17.9
1813	594380.57	4782462.09	0.10	0	D	250	43.0	-25.2	0.0	-0.4	0.0	0.0	18.2
1813	594380.57	4782462.09	0.10	0	D	315	43.5	-25.2	0.0	4.0	0.0	0.0	14.3
1813	594380.57	4782462.09	0.10	0	D	400	43.9	-25.2	0.0	11.6	0.0	0.0	7.1
1813	594380.57	4782462.09	0.10	0	D	500	46.3	-25.2	0.0	20.6	0.0	0.0	0.5
1813	594380.57	4782462.09	0.10	0	N	50	20.6	-25.2	0.0	-6.0	0.0	0.0	1.5
1813	594380.57	4782462.09	0.10	0	N	63	27.9	-25.2	0.0	-5.8	0.0	0.0	8.5
1813	594380.57	4782462.09	0.10	0	N	80	32.1	-25.2	0.0	-5.7	0.0	0.0	12.6
1813	594380.57	4782462.09	0.10	0	N	100	34.4	-25.2	0.0	-5.5	0.0	0.0	14.7
1813	594380.57	4782462.09	0.10	0	N	125	35.9	-25.2	0.0	-5.2	0.0	0.0	15.9
1813	594380.57	4782462.09	0.10	0	N	160	37.7	-25.2	0.0	-4.5	0.0	0.0	17.0
1813	594380.57	4782462.09	0.10	0	N	200	39.7	-25.2	0.0	-3.3	0.0	0.0	17.8
1813	594380.57	4782462.09	0.10	0	N	250	42.9	-25.2	0.0	-0.4	0.0	0.0	18.1
1813	594380.57	4782462.09	0.10	0	N	315	43.4	-25.2	0.0	4.0	0.0	0.0	14.2
1813	594380.57	4782462.09	0.10	0	N	400	43.8	-25.2	0.0	11.6	0.0	0.0	7.0

Road, TNM, Name: "Rymal 7 eastbound", ID: "!01!Rymal7_EB"													
Nr.	X	Y	Z	Refl.	DEN	Freq.	Lw	Ad	Aair	Agr	Afol	RL	Lr
	(m)	(m)	(m)			(Hz)	dB(A)	(dB)	(dB)	(dB)	(dB)	(dB)	dB(A)
1813	594380.57	4782462.09	0.10	0	N	500	46.2	-25.2	0.0	20.6	0.0	0.0	0.5
1829	594645.67	4782379.30	0.10	0	D	50	20.7	-25.0	0.0	-6.0	0.0	0.0	1.7
1829	594645.67	4782379.30	0.10	0	D	63	28.0	-25.0	0.0	-5.8	0.0	0.0	8.7
1829	594645.67	4782379.30	0.10	0	D	80	32.2	-25.0	0.0	-5.6	0.0	0.0	12.8
1829	594645.67	4782379.30	0.10	0	D	100	34.5	-25.0	0.0	-5.4	0.0	0.0	14.8
1829	594645.67	4782379.30	0.10	0	D	125	36.0	-25.0	0.0	-5.0	0.0	0.0	16.0
1829	594645.67	4782379.30	0.10	0	D	160	37.7	-25.0	0.0	-4.2	0.0	0.0	16.9
1829	594645.67	4782379.30	0.10	0	D	200	39.8	-25.0	0.0	-2.6	0.0	0.0	17.3
1829	594645.67	4782379.30	0.10	0	D	250	43.0	-25.0	0.0	2.3	0.0	0.0	15.6
1829	594645.67	4782379.30	0.10	0	D	315	43.5	-25.0	0.0	8.7	0.0	0.0	9.8
1829	594645.67	4782379.30	0.10	0	D	400	43.9	-25.0	0.0	18.2	0.0	0.0	0.7
1829	594645.67	4782379.30	0.10	0	N	50	20.6	-25.0	0.0	-6.0	0.0	0.0	1.6
1829	594645.67	4782379.30	0.10	0	N	63	27.9	-25.0	0.0	-5.8	0.0	0.0	8.7
1829	594645.67	4782379.30	0.10	0	N	80	32.1	-25.0	0.0	-5.6	0.0	0.0	12.7
1829	594645.67	4782379.30	0.10	0	N	100	34.4	-25.0	0.0	-5.4	0.0	0.0	14.8
1829	594645.67	4782379.30	0.10	0	N	125	35.9	-25.0	0.0	-5.0	0.0	0.0	15.9
1829	594645.67	4782379.30	0.10	0	N	160	37.7	-25.0	0.0	-4.2	0.0	0.0	16.8
1829	594645.67	4782379.30	0.10	0	N	200	39.7	-25.0	0.0	-2.6	0.0	0.0	17.3
1829	594645.67	4782379.30	0.10	0	N	250	42.9	-25.0	0.0	2.3	0.0	0.0	15.6
1829	594645.67	4782379.30	0.10	0	N	315	43.4	-25.0	0.0	8.7	0.0	0.0	9.7
1829	594645.67	4782379.30	0.10	0	N	400	43.8	-25.0	0.0	18.2	0.0	0.0	0.6

Road, TNM, Name: "Rymal 7 westbound", ID: "!01!Rymal7_WB"													
Nr.	X	Y	Z	Refl.	DEN	Freq.	Lw	Ad	Aair	Agr	Afol	RL	Lr
	(m)	(m)	(m)			(Hz)	dB(A)	(dB)	(dB)	(dB)	(dB)	(dB)	dB(A)
1845	594713.11	4782366.91	0.10	0	D	63	27.9	-27.8	0.0	-5.8	0.0	0.0	5.9
1845	594713.11	4782366.91	0.10	0	D	80	32.1	-27.8	0.0	-5.6	0.0	0.0	9.9
1845	594713.11	4782366.91	0.10	0	D	100	34.4	-27.8	0.0	-5.4	0.0	0.0	12.0
1845	594713.11	4782366.91	0.10	0	D	125	35.9	-27.8	0.0	-4.9	0.0	0.0	13.1
1845	594713.11	4782366.91	0.10	0	D	160	37.7	-27.8	0.0	-4.1	0.0	0.0	14.0
1845	594713.11	4782366.91	0.10	0	D	200	39.7	-27.8	0.0	-2.5	0.0	0.0	14.3
1845	594713.11	4782366.91	0.10	0	D	250	42.9	-27.8	0.0	3.0	0.0	0.0	12.1
1845	594713.11	4782366.91	0.10	0	D	315	43.4	-27.8	0.0	9.8	0.0	0.0	5.8
1845	594713.11	4782366.91	0.10	0	N	63	27.8	-27.8	0.0	-5.8	0.0	0.0	5.8
1845	594713.11	4782366.91	0.10	0	N	80	32.0	-27.8	0.0	-5.6	0.0	0.0	9.9
1845	594713.11	4782366.91	0.10	0	N	100	34.3	-27.8	0.0	-5.4	0.0	0.0	11.9
1845	594713.11	4782366.91	0.10	0	N	125	35.8	-27.8	0.0	-4.9	0.0	0.0	13.0
1845	594713.11	4782366.91	0.10	0	N	160	37.6	-27.8	0.0	-4.1	0.0	0.0	13.9
1845	594713.11	4782366.91	0.10	0	N	200	39.6	-27.8	0.0	-2.5	0.0	0.0	14.3
1845	594713.11	4782366.91	0.10	0	N	250	42.8	-27.8	0.0	3.0	0.0	0.0	12.0
1845	594713.11	4782366.91	0.10	0	N	315	43.3	-27.8	0.0	9.8	0.0	0.0	5.8
1861	594471.24	4782440.52	0.10	0	D	50	20.6	-24.7	0.0	-6.0	0.0	0.0	1.9
1861	594471.24	4782440.52	0.10	0	D	63	27.9	-24.7	0.0	-5.8	0.0	0.0	9.0
1861	594471.24	4782440.52	0.10	0	D	80	32.1	-24.7	0.0	-5.7	0.0	0.0	13.1
1861	594471.24	4782440.52	0.10	0	D	100	34.4	-24.7	0.0	-5.4	0.0	0.0	15.1
1861	594471.24	4782440.52	0.10	0	D	125	35.9	-24.7	0.0	-5.1	0.0	0.0	16.3
1861	594471.24	4782440.52	0.10	0	D	160	37.7	-24.7	0.0	-4.4	0.0	0.0	17.3
1861	594471.24	4782440.52	0.10	0	D	200	39.7	-24.7	0.0	-3.0	0.0	0.0	18.0
1861	594471.24	4782440.52	0.10	0	D	250	42.9	-24.7	0.0	0.5	0.0	0.0	17.7
1861	594471.24	4782440.52	0.10	0	D	315	43.4	-24.7	0.0	5.6	0.0	0.0	13.1
1861	594471.24	4782440.52	0.10	0	D	400	43.8	-24.7	0.0	14.0	0.0	0.0	5.1
1861	594471.24	4782440.52	0.10	0	N	50	20.5	-24.7	0.0	-6.0	0.0	0.0	1.9
1861	594471.24	4782440.52	0.10	0	N	63	27.8	-24.7	0.0	-5.8	0.0	0.0	8.9
1861	594471.24	4782440.52	0.10	0	N	80	32.0	-24.7	0.0	-5.7	0.0	0.0	13.0
1861	594471.24	4782440.52	0.10	0	N	100	34.3	-24.7	0.0	-5.4	0.0	0.0	15.1
1861	594471.24	4782440.52	0.10	0	N	125	35.8	-24.7	0.0	-5.1	0.0	0.0	16.2
1861	594471.24	4782440.52	0.10	0	N	160	37.6	-24.7	0.0	-4.4	0.0	0.0	17.3
1861	594471.24	4782440.52	0.10	0	N	200	39.6	-24.7	0.0	-3.0	0.0	0.0	17.9
1861	594471.24	4782440.52	0.10	0	N	250	42.8	-24.7	0.0	0.5	0.0	0.0	17.6
1861	594471.24	4782440.52	0.10	0	N	315	43.3	-24.7	0.0	5.6	0.0	0.0	13.1
1861	594471.24	4782440.52	0.10	0	N	400	43.7	-24.7	0.0	14.0	0.0	0.0	5.0
1877	594326.55	4782484.55	0.10	0	D	63	27.9	-29.5	0.0	-5.8	0.0	0.0	4.2
1877	594326.55	4782484.55	0.10	0	D	80	32.1	-29.5	0.0	-5.7	0.0	0.0	8.3

Road, TNM, Name: "Rymal 7 westbound", ID: "!01!Rymal7_WB"													
Nr.	X	Y	Z	Refl.	DEN	Freq.	Lw	Ad	Aair	Agr	Afol	RL	Lr
	(m)	(m)	(m)			(Hz)	dB(A)	(dB)	(dB)	(dB)	(dB)	(dB)	dB(A)
1877	594326.55	4782484.55	0.10	0	D	100	34.4	-29.5	0.0	-5.5	0.0	0.0	10.4
1877	594326.55	4782484.55	0.10	0	D	125	35.9	-29.5	0.0	-5.2	0.0	0.0	11.6
1877	594326.55	4782484.55	0.10	0	D	160	37.7	-29.5	0.0	-4.6	0.0	0.0	12.8
1877	594326.55	4782484.55	0.10	0	D	200	39.7	-29.5	0.0	-3.5	0.0	0.0	13.7
1877	594326.55	4782484.55	0.10	0	D	250	42.9	-29.5	0.0	-1.0	0.0	0.0	14.4
1877	594326.55	4782484.55	0.10	0	D	315	43.4	-29.5	0.0	3.0	0.0	0.0	10.9
1877	594326.55	4782484.55	0.10	0	D	400	43.8	-29.5	0.0	9.9	0.0	0.0	4.4
1877	594326.55	4782484.55	0.10	0	N	63	27.8	-29.5	0.0	-5.8	0.0	0.0	4.2
1877	594326.55	4782484.55	0.10	0	N	80	32.0	-29.5	0.0	-5.7	0.0	0.0	8.3
1877	594326.55	4782484.55	0.10	0	N	100	34.3	-29.5	0.0	-5.5	0.0	0.0	10.3
1877	594326.55	4782484.55	0.10	0	N	125	35.8	-29.5	0.0	-5.2	0.0	0.0	11.6
1877	594326.55	4782484.55	0.10	0	N	160	37.6	-29.5	0.0	-4.6	0.0	0.0	12.7
1877	594326.55	4782484.55	0.10	0	N	200	39.6	-29.5	0.0	-3.5	0.0	0.0	13.6
1877	594326.55	4782484.55	0.10	0	N	250	42.8	-29.5	0.0	-1.0	0.0	0.0	14.3
1877	594326.55	4782484.55	0.10	0	N	315	43.3	-29.5	0.0	3.0	0.0	0.0	10.9
1877	594326.55	4782484.55	0.10	0	N	400	43.7	-29.5	0.0	9.9	0.0	0.0	4.3
1893	594706.99	4782370.34	0.10	0	D	63	27.9	-27.5	0.0	-5.8	0.0	0.0	6.2
1893	594706.99	4782370.34	0.10	0	D	80	32.1	-27.5	0.0	-5.6	0.0	0.0	10.2
1893	594706.99	4782370.34	0.10	0	D	100	34.4	-27.5	0.0	-5.4	0.0	0.0	12.3
1893	594706.99	4782370.34	0.10	0	D	125	35.9	-27.5	0.0	-5.0	0.0	0.0	13.4
1893	594706.99	4782370.34	0.10	0	D	160	37.7	-27.5	0.0	-4.1	0.0	0.0	14.3
1893	594706.99	4782370.34	0.10	0	D	200	39.7	-27.5	0.0	-2.5	0.0	0.0	14.7
1893	594706.99	4782370.34	0.10	0	D	250	42.9	-27.5	0.0	2.9	0.0	0.0	12.5
1893	594706.99	4782370.34	0.10	0	D	315	43.4	-27.5	0.0	9.7	0.0	0.0	6.2
1893	594706.99	4782370.34	0.10	0	N	63	27.8	-27.5	0.0	-5.8	0.0	0.0	6.1
1893	594706.99	4782370.34	0.10	0	N	80	32.0	-27.5	0.0	-5.6	0.0	0.0	10.2
1893	594706.99	4782370.34	0.10	0	N	100	34.3	-27.5	0.0	-5.4	0.0	0.0	12.2
1893	594706.99	4782370.34	0.10	0	N	125	35.8	-27.5	0.0	-5.0	0.0	0.0	13.3
1893	594706.99	4782370.34	0.10	0	N	160	37.6	-27.5	0.0	-4.1	0.0	0.0	14.2
1893	594706.99	4782370.34	0.10	0	N	200	39.6	-27.5	0.0	-2.5	0.0	0.0	14.6
1893	594706.99	4782370.34	0.10	0	N	250	42.8	-27.5	0.0	2.9	0.0	0.0	12.4
1893	594706.99	4782370.34	0.10	0	N	315	43.3	-27.5	0.0	9.7	0.0	0.0	6.2
1909	594452.01	4782447.94	0.10	0	D	50	20.6	-24.1	0.0	-6.0	0.0	0.0	2.5
1909	594452.01	4782447.94	0.10	0	D	63	27.9	-24.1	0.0	-5.8	0.0	0.0	9.6
1909	594452.01	4782447.94	0.10	0	D	80	32.1	-24.1	0.0	-5.7	0.0	0.0	13.6
1909	594452.01	4782447.94	0.10	0	D	100	34.4	-24.1	0.0	-5.5	0.0	0.0	15.7
1909	594452.01	4782447.94	0.10	0	D	125	35.9	-24.1	0.0	-5.1	0.0	0.0	16.9
1909	594452.01	4782447.94	0.10	0	D	160	37.7	-24.1	0.0	-4.4	0.0	0.0	17.9
1909	594452.01	4782447.94	0.10	0	D	200	39.7	-24.1	0.0	-3.1	0.0	0.0	18.6
1909	594452.01	4782447.94	0.10	0	D	250	42.9	-24.1	0.0	0.3	0.0	0.0	18.5
1909	594452.01	4782447.94	0.10	0	D	315	43.4	-24.1	0.0	5.2	0.0	0.0	14.0
1909	594452.01	4782447.94	0.10	0	D	400	43.8	-24.1	0.0	13.5	0.0	0.0	6.1
1909	594452.01	4782447.94	0.10	0	N	50	20.5	-24.1	0.0	-6.0	0.0	0.0	2.4
1909	594452.01	4782447.94	0.10	0	N	63	27.8	-24.1	0.0	-5.8	0.0	0.0	9.5
1909	594452.01	4782447.94	0.10	0	N	80	32.0	-24.1	0.0	-5.7	0.0	0.0	13.6
1909	594452.01	4782447.94	0.10	0	N	100	34.3	-24.1	0.0	-5.5	0.0	0.0	15.6
1909	594452.01	4782447.94	0.10	0	N	125	35.8	-24.1	0.0	-5.1	0.0	0.0	16.8
1909	594452.01	4782447.94	0.10	0	N	160	37.6	-24.1	0.0	-4.4	0.0	0.0	17.8
1909	594452.01	4782447.94	0.10	0	N	200	39.6	-24.1	0.0	-3.1	0.0	0.0	18.6
1909	594452.01	4782447.94	0.10	0	N	250	42.8	-24.1	0.0	0.3	0.0	0.0	18.4
1909	594452.01	4782447.94	0.10	0	N	315	43.3	-24.1	0.0	5.2	0.0	0.0	14.0
1909	594452.01	4782447.94	0.10	0	N	400	43.7	-24.1	0.0	13.5	0.0	0.0	6.1
1925	594313.87	4782489.98	0.10	0	D	63	27.9	-32.7	0.0	-5.8	0.0	0.0	1.0
1925	594313.87	4782489.98	0.10	0	D	80	32.1	-32.7	0.0	-5.7	0.0	0.0	5.1
1925	594313.87	4782489.98	0.10	0	D	100	34.4	-32.7	0.0	-5.5	0.0	0.0	7.2
1925	594313.87	4782489.98	0.10	0	D	125	35.9	-32.7	0.0	-5.2	0.0	0.0	8.4
1925	594313.87	4782489.98	0.10	0	D	160	37.7	-32.7	0.0	-4.6	0.0	0.0	9.6
1925	594313.87	4782489.98	0.10	0	D	200	39.7	-32.7	0.0	-3.6	0.0	0.0	10.5
1925	594313.87	4782489.98	0.10	0	D	250	42.9	-32.7	0.0	-1.1	0.0	0.0	11.3
1925	594313.87	4782489.98	0.10	0	D	315	43.4	-32.7	0.0	2.7	0.0	0.0	7.9
1925	594313.87	4782489.98	0.10	0	D	400	43.8	-32.7	0.0	9.5	0.0	0.0	1.5
1925	594313.87	4782489.98	0.10	0	N	63	27.8	-32.7	0.0	-5.8	0.0	0.0	0.9
1925	594313.87	4782489.98	0.10	0	N	80	32.0	-32.7	0.0	-5.7	0.0	0.0	5.0

Road, TNM, Name: "Rymal 7 westbound", ID: "!01!Rymal7_WB"													
Nr.	X	Y	Z	Refl.	DEN	Freq.	Lw	Ad	Aair	Agr	Afol	RL	Lr
	(m)	(m)	(m)			(Hz)	dB(A)	(dB)	(dB)	(dB)	(dB)	(dB)	dB(A)
1925	594313.87	4782489.98	0.10	0	N	100	34.3	-32.7	0.0	-5.5	0.0	0.0	7.1
1925	594313.87	4782489.98	0.10	0	N	125	35.8	-32.7	0.0	-5.2	0.0	0.0	8.3
1925	594313.87	4782489.98	0.10	0	N	160	37.6	-32.7	0.0	-4.6	0.0	0.0	9.5
1925	594313.87	4782489.98	0.10	0	N	200	39.6	-32.7	0.0	-3.6	0.0	0.0	10.4
1925	594313.87	4782489.98	0.10	0	N	250	42.8	-32.7	0.0	-1.1	0.0	0.0	11.2
1925	594313.87	4782489.98	0.10	0	N	315	43.3	-32.7	0.0	2.7	0.0	0.0	7.9
1925	594313.87	4782489.98	0.10	0	N	400	43.7	-32.7	0.0	9.5	0.0	0.0	1.5

Road, TNM, Name: "Nebo south", ID: "!01!nebo_s"													
Nr.	X	Y	Z	Refl.	DEN	Freq.	Lw	Ad	Aair	Agr	Afol	RL	Lr
	(m)	(m)	(m)			(Hz)	dB(A)	(dB)	(dB)	(dB)	(dB)	(dB)	dB(A)
1941	594297.53	4782467.20	0.10	0	D	63	26.6	-30.7	0.0	-5.8	0.0	0.0	1.7
1941	594297.53	4782467.20	0.10	0	D	80	30.3	-30.7	0.0	-5.7	0.0	0.0	5.4
1941	594297.53	4782467.20	0.10	0	D	100	32.6	-30.7	0.0	-5.5	0.0	0.0	7.5
1941	594297.53	4782467.20	0.10	0	D	125	34.4	-30.7	0.0	-5.2	0.0	0.0	8.9
1941	594297.53	4782467.20	0.10	0	D	160	36.3	-30.7	0.0	-4.6	0.0	0.0	10.3
1941	594297.53	4782467.20	0.10	0	D	200	38.3	-30.7	0.0	-3.6	0.0	0.0	11.3
1941	594297.53	4782467.20	0.10	0	D	250	41.5	-30.7	0.0	-1.2	0.0	0.0	12.0
1941	594297.53	4782467.20	0.10	0	D	315	41.2	-30.7	0.0	2.6	0.0	0.0	7.9
1941	594297.53	4782467.20	0.10	0	D	400	40.4	-30.7	0.0	9.3	0.0	0.0	0.4
1941	594297.53	4782467.20	0.10	0	N	63	26.5	-30.7	0.0	-5.8	0.0	0.0	1.7
1941	594297.53	4782467.20	0.10	0	N	80	30.3	-30.7	0.0	-5.7	0.0	0.0	5.3
1941	594297.53	4782467.20	0.10	0	N	100	32.6	-30.7	0.0	-5.5	0.0	0.0	7.4
1941	594297.53	4782467.20	0.10	0	N	125	34.3	-30.7	0.0	-5.2	0.0	0.0	8.8
1941	594297.53	4782467.20	0.10	0	N	160	36.2	-30.7	0.0	-4.6	0.0	0.0	10.2
1941	594297.53	4782467.20	0.10	0	N	200	38.3	-30.7	0.0	-3.6	0.0	0.0	11.2
1941	594297.53	4782467.20	0.10	0	N	250	41.5	-30.7	0.0	-1.2	0.0	0.0	12.0
1941	594297.53	4782467.20	0.10	0	N	315	41.1	-30.7	0.0	2.6	0.0	0.0	7.8
1941	594297.53	4782467.20	0.10	0	N	400	40.3	-30.7	0.0	9.3	0.0	0.0	0.3
1957	594291.96	4782448.60	0.10	0	D	160	36.3	-39.8	0.0	-4.6	0.0	0.0	1.2
1957	594291.96	4782448.60	0.10	0	D	200	38.3	-39.8	0.0	-3.6	0.0	0.0	2.2
1957	594291.96	4782448.60	0.10	0	D	250	41.5	-39.8	0.0	-1.2	0.0	0.0	2.9
1957	594291.96	4782448.60	0.10	0	N	160	36.2	-39.8	0.0	-4.6	0.0	0.0	1.1
1957	594291.96	4782448.60	0.10	0	N	200	38.3	-39.8	0.0	-3.6	0.0	0.0	2.1
1957	594291.96	4782448.60	0.10	0	N	250	41.5	-39.8	0.0	-1.2	0.0	0.0	2.9
1973	594287.93	4782435.13	0.10	0	D	63	26.6	-32.4	0.0	-5.8	0.0	0.0	0.0
1973	594287.93	4782435.13	0.10	0	D	80	30.3	-32.4	0.0	-5.7	0.0	0.0	3.6
1973	594287.93	4782435.13	0.10	0	D	100	32.6	-32.4	0.0	-5.5	0.0	0.0	5.8
1973	594287.93	4782435.13	0.10	0	D	125	34.4	-32.4	0.0	-5.2	0.0	0.0	7.2
1973	594287.93	4782435.13	0.10	0	D	160	36.3	-32.4	0.0	-4.6	0.0	0.0	8.5
1973	594287.93	4782435.13	0.10	0	D	200	38.3	-32.4	0.0	-3.6	0.0	0.0	9.5
1973	594287.93	4782435.13	0.10	0	D	250	41.5	-32.4	0.0	-1.1	0.0	0.0	10.3
1973	594287.93	4782435.13	0.10	0	D	315	41.2	-32.4	0.0	2.7	0.0	0.0	6.1
1973	594287.93	4782435.13	0.10	0	N	80	30.3	-32.4	0.0	-5.7	0.0	0.0	3.6
1973	594287.93	4782435.13	0.10	0	N	100	32.6	-32.4	0.0	-5.5	0.0	0.0	5.7
1973	594287.93	4782435.13	0.10	0	N	125	34.3	-32.4	0.0	-5.2	0.0	0.0	7.1
1973	594287.93	4782435.13	0.10	0	N	160	36.2	-32.4	0.0	-4.6	0.0	0.0	8.5
1973	594287.93	4782435.13	0.10	0	N	200	38.3	-32.4	0.0	-3.6	0.0	0.0	9.4
1973	594287.93	4782435.13	0.10	0	N	250	41.5	-32.4	0.0	-1.1	0.0	0.0	10.2
1973	594287.93	4782435.13	0.10	0	N	315	41.1	-32.4	0.0	2.7	0.0	0.0	6.0
1989	594278.49	4782403.64	0.10	0	D	63	26.6	-30.1	0.0	-5.8	0.0	0.0	2.3
1989	594278.49	4782403.64	0.10	0	D	80	30.3	-30.1	0.0	-5.7	0.0	0.0	6.0
1989	594278.49	4782403.64	0.10	0	D	100	32.6	-30.1	0.0	-5.5	0.0	0.0	8.1
1989	594278.49	4782403.64	0.10	0	D	125	34.4	-30.1	0.0	-5.2	0.0	0.0	9.5
1989	594278.49	4782403.64	0.10	0	D	160	36.3	-30.1	0.0	-4.6	0.0	0.0	10.8
1989	594278.49	4782403.64	0.10	0	D	200	38.3	-30.1	0.0	-3.5	0.0	0.0	11.8
1989	594278.49	4782403.64	0.10	0	D	250	41.5	-30.1	0.0	-1.1	0.0	0.0	12.5
1989	594278.49	4782403.64	0.10	0	D	315	41.2	-30.1	0.0	2.8	0.0	0.0	8.3
1989	594278.49	4782403.64	0.10	0	D	400	40.4	-30.1	0.0	9.7	0.0	0.0	0.6
1989	594278.49	4782403.64	0.10	0	N	63	26.5	-30.1	0.0	-5.8	0.0	0.0	2.3
1989	594278.49	4782403.64	0.10	0	N	80	30.3	-30.1	0.0	-5.7	0.0	0.0	5.9
1989	594278.49	4782403.64	0.10	0	N	100	32.6	-30.1	0.0	-5.5	0.0	0.0	8.0
1989	594278.49	4782403.64	0.10	0	N	125	34.3	-30.1	0.0	-5.2	0.0	0.0	9.4

Road, TNM, Name: "Nebo south", ID: "!01!nebo_s"													
Nr.	X	Y	Z	Refl.	DEN	Freq.	Lw	Ad	Aair	Agr	Afol	RL	Lr
	(m)	(m)	(m)			(Hz)	dB(A)	(dB)	(dB)	(dB)	(dB)	(dB)	dB(A)
1989	594278.49	4782403.64	0.10	0	N	160	36.2	-30.1	0.0	-4.6	0.0	0.0	10.8
1989	594278.49	4782403.64	0.10	0	N	200	38.3	-30.1	0.0	-3.5	0.0	0.0	11.7
1989	594278.49	4782403.64	0.10	0	N	250	41.5	-30.1	0.0	-1.1	0.0	0.0	12.5
1989	594278.49	4782403.64	0.10	0	N	315	41.1	-30.1	0.0	2.8	0.0	0.0	8.2
1989	594278.49	4782403.64	0.10	0	N	400	40.3	-30.1	0.0	9.7	0.0	0.0	0.5
2005	594269.54	4782373.73	0.10	0	D	80	30.3	-33.4	0.0	-5.7	0.0	0.0	2.7
2005	594269.54	4782373.73	0.10	0	D	100	32.6	-33.4	0.0	-5.5	0.0	0.0	4.8
2005	594269.54	4782373.73	0.10	0	D	125	34.4	-33.4	0.0	-5.2	0.0	0.0	6.2
2005	594269.54	4782373.73	0.10	0	D	160	36.3	-33.4	0.0	-4.6	0.0	0.0	7.5
2005	594269.54	4782373.73	0.10	0	D	200	38.3	-33.4	0.0	-3.5	0.0	0.0	8.5
2005	594269.54	4782373.73	0.10	0	D	250	41.5	-33.4	0.0	-1.0	0.0	0.0	9.1
2005	594269.54	4782373.73	0.10	0	D	315	41.2	-33.4	0.0	3.0	0.0	0.0	4.8
2005	594269.54	4782373.73	0.10	0	N	80	30.3	-33.4	0.0	-5.7	0.0	0.0	2.6
2005	594269.54	4782373.73	0.10	0	N	100	32.6	-33.4	0.0	-5.5	0.0	0.0	4.7
2005	594269.54	4782373.73	0.10	0	N	125	34.3	-33.4	0.0	-5.2	0.0	0.0	6.1
2005	594269.54	4782373.73	0.10	0	N	160	36.2	-33.4	0.0	-4.6	0.0	0.0	7.5
2005	594269.54	4782373.73	0.10	0	N	200	38.3	-33.4	0.0	-3.5	0.0	0.0	8.4
2005	594269.54	4782373.73	0.10	0	N	250	41.5	-33.4	0.0	-1.0	0.0	0.0	9.1
2005	594269.54	4782373.73	0.10	0	N	315	41.1	-33.4	0.0	3.0	0.0	0.0	4.7
2021	594262.64	4782350.69	0.10	0	D	63	26.6	-32.2	0.0	-5.8	0.0	0.0	0.2
2021	594262.64	4782350.69	0.10	0	D	80	30.3	-32.2	0.0	-5.7	0.0	0.0	3.8
2021	594262.64	4782350.69	0.10	0	D	100	32.6	-32.2	0.0	-5.5	0.0	0.0	5.9
2021	594262.64	4782350.69	0.10	0	D	125	34.4	-32.2	0.0	-5.2	0.0	0.0	7.3
2021	594262.64	4782350.69	0.10	0	D	160	36.3	-32.2	0.0	-4.6	0.0	0.0	8.7
2021	594262.64	4782350.69	0.10	0	D	200	38.3	-32.2	0.0	-3.5	0.0	0.0	9.6
2021	594262.64	4782350.69	0.10	0	D	250	41.5	-32.2	0.0	-0.9	0.0	0.0	10.2
2021	594262.64	4782350.69	0.10	0	D	315	41.2	-32.2	0.0	3.2	0.0	0.0	5.8
2021	594262.64	4782350.69	0.10	0	N	63	26.5	-32.2	0.0	-5.8	0.0	0.0	0.1
2021	594262.64	4782350.69	0.10	0	N	80	30.3	-32.2	0.0	-5.7	0.0	0.0	3.7
2021	594262.64	4782350.69	0.10	0	N	100	32.6	-32.2	0.0	-5.5	0.0	0.0	5.9
2021	594262.64	4782350.69	0.10	0	N	125	34.3	-32.2	0.0	-5.2	0.0	0.0	7.3
2021	594262.64	4782350.69	0.10	0	N	160	36.2	-32.2	0.0	-4.6	0.0	0.0	8.6
2021	594262.64	4782350.69	0.10	0	N	200	38.3	-32.2	0.0	-3.5	0.0	0.0	9.5
2021	594262.64	4782350.69	0.10	0	N	250	41.5	-32.2	0.0	-0.9	0.0	0.0	10.1
2021	594262.64	4782350.69	0.10	0	N	315	41.1	-32.2	0.0	3.2	0.0	0.0	5.7
2037	594294.72	4782468.30	0.10	0	D	63	26.6	-30.7	0.0	-5.8	0.0	0.0	1.7
2037	594294.72	4782468.30	0.10	0	D	80	30.3	-30.7	0.0	-5.7	0.0	0.0	5.4
2037	594294.72	4782468.30	0.10	0	D	100	32.6	-30.7	0.0	-5.5	0.0	0.0	7.5
2037	594294.72	4782468.30	0.10	0	D	125	34.4	-30.7	0.0	-5.2	0.0	0.0	8.9
2037	594294.72	4782468.30	0.10	0	D	160	36.3	-30.7	0.0	-4.6	0.0	0.0	10.3
2037	594294.72	4782468.30	0.10	0	D	200	38.3	-30.7	0.0	-3.6	0.0	0.0	11.3
2037	594294.72	4782468.30	0.10	0	D	250	41.5	-30.7	0.0	-1.2	0.0	0.0	12.1
2037	594294.72	4782468.30	0.10	0	D	315	41.2	-30.7	0.0	2.6	0.0	0.0	7.9
2037	594294.72	4782468.30	0.10	0	D	400	40.4	-30.7	0.0	9.3	0.0	0.0	0.5
2037	594294.72	4782468.30	0.10	0	N	63	26.5	-30.7	0.0	-5.8	0.0	0.0	1.7
2037	594294.72	4782468.30	0.10	0	N	80	30.3	-30.7	0.0	-5.7	0.0	0.0	5.3
2037	594294.72	4782468.30	0.10	0	N	100	32.6	-30.7	0.0	-5.5	0.0	0.0	7.4
2037	594294.72	4782468.30	0.10	0	N	125	34.3	-30.7	0.0	-5.2	0.0	0.0	8.8
2037	594294.72	4782468.30	0.10	0	N	160	36.2	-30.7	0.0	-4.6	0.0	0.0	10.2
2037	594294.72	4782468.30	0.10	0	N	200	38.3	-30.7	0.0	-3.6	0.0	0.0	11.2
2037	594294.72	4782468.30	0.10	0	N	250	41.5	-30.7	0.0	-1.2	0.0	0.0	12.0
2037	594294.72	4782468.30	0.10	0	N	315	41.1	-30.7	0.0	2.6	0.0	0.0	7.9
2037	594294.72	4782468.30	0.10	0	N	400	40.3	-30.7	0.0	9.3	0.0	0.0	0.4
2053	594289.23	4782449.94	0.10	0	D	160	36.3	-39.7	0.0	-4.6	0.0	0.0	1.2
2053	594289.23	4782449.94	0.10	0	D	200	38.3	-39.7	0.0	-3.6	0.0	0.0	2.2
2053	594289.23	4782449.94	0.10	0	D	250	41.5	-39.7	0.0	-1.2	0.0	0.0	3.0
2053	594289.23	4782449.94	0.10	0	N	160	36.2	-39.7	0.0	-4.6	0.0	0.0	1.1
2053	594289.23	4782449.94	0.10	0	N	200	38.3	-39.7	0.0	-3.6	0.0	0.0	2.1
2053	594289.23	4782449.94	0.10	0	N	250	41.5	-39.7	0.0	-1.2	0.0	0.0	2.9
2069	594285.22	4782436.56	0.10	0	D	63	26.6	-32.4	0.0	-5.8	0.0	0.0	0.0
2069	594285.22	4782436.56	0.10	0	D	80	30.3	-32.4	0.0	-5.7	0.0	0.0	3.7
2069	594285.22	4782436.56	0.10	0	D	100	32.6	-32.4	0.0	-5.5	0.0	0.0	5.8
2069	594285.22	4782436.56	0.10	0	D	125	34.4	-32.4	0.0	-5.2	0.0	0.0	7.2

Road, TNM, Name: "Nebo south", ID: "!01!nebo_s"													
Nr.	X	Y	Z	Refl.	DEN	Freq.	Lw	Ad	Aair	Agr	Afol	RL	Lr
	(m)	(m)	(m)			(Hz)	dB(A)	(dB)	(dB)	(dB)	(dB)	(dB)	dB(A)
2069	594285.22	4782436.56	0.10	0	D	160	36.3	-32.4	0.0	-4.6	0.0	0.0	8.6
2069	594285.22	4782436.56	0.10	0	D	200	38.3	-32.4	0.0	-3.6	0.0	0.0	9.6
2069	594285.22	4782436.56	0.10	0	D	250	41.5	-32.4	0.0	-1.2	0.0	0.0	10.3
2069	594285.22	4782436.56	0.10	0	D	315	41.2	-32.4	0.0	2.7	0.0	0.0	6.1
2069	594285.22	4782436.56	0.10	0	N	80	30.3	-32.4	0.0	-5.7	0.0	0.0	3.6
2069	594285.22	4782436.56	0.10	0	N	100	32.6	-32.4	0.0	-5.5	0.0	0.0	5.7
2069	594285.22	4782436.56	0.10	0	N	125	34.3	-32.4	0.0	-5.2	0.0	0.0	7.1
2069	594285.22	4782436.56	0.10	0	N	160	36.2	-32.4	0.0	-4.6	0.0	0.0	8.5
2069	594285.22	4782436.56	0.10	0	N	200	38.3	-32.4	0.0	-3.6	0.0	0.0	9.5
2069	594285.22	4782436.56	0.10	0	N	250	41.5	-32.4	0.0	-1.2	0.0	0.0	10.3
2069	594285.22	4782436.56	0.10	0	N	315	41.1	-32.4	0.0	2.7	0.0	0.0	6.1
2085	594275.85	4782405.28	0.10	0	D	63	26.6	-30.1	0.0	-5.8	0.0	0.0	2.4
2085	594275.85	4782405.28	0.10	0	D	80	30.3	-30.1	0.0	-5.7	0.0	0.0	6.0
2085	594275.85	4782405.28	0.10	0	D	100	32.6	-30.1	0.0	-5.5	0.0	0.0	8.1
2085	594275.85	4782405.28	0.10	0	D	125	34.4	-30.1	0.0	-5.2	0.0	0.0	9.5
2085	594275.85	4782405.28	0.10	0	D	160	36.3	-30.1	0.0	-4.6	0.0	0.0	10.9
2085	594275.85	4782405.28	0.10	0	D	200	38.3	-30.1	0.0	-3.5	0.0	0.0	11.8
2085	594275.85	4782405.28	0.10	0	D	250	41.5	-30.1	0.0	-1.1	0.0	0.0	12.6
2085	594275.85	4782405.28	0.10	0	D	315	41.2	-30.1	0.0	2.8	0.0	0.0	8.3
2085	594275.85	4782405.28	0.10	0	D	400	40.4	-30.1	0.0	9.6	0.0	0.0	0.7
2085	594275.85	4782405.28	0.10	0	N	63	26.5	-30.1	0.0	-5.8	0.0	0.0	2.3
2085	594275.85	4782405.28	0.10	0	N	80	30.3	-30.1	0.0	-5.7	0.0	0.0	5.9
2085	594275.85	4782405.28	0.10	0	N	100	32.6	-30.1	0.0	-5.5	0.0	0.0	8.1
2085	594275.85	4782405.28	0.10	0	N	125	34.3	-30.1	0.0	-5.2	0.0	0.0	9.5
2085	594275.85	4782405.28	0.10	0	N	160	36.2	-30.1	0.0	-4.6	0.0	0.0	10.8
2085	594275.85	4782405.28	0.10	0	N	200	38.3	-30.1	0.0	-3.5	0.0	0.0	11.8
2085	594275.85	4782405.28	0.10	0	N	250	41.5	-30.1	0.0	-1.1	0.0	0.0	12.5
2085	594275.85	4782405.28	0.10	0	N	315	41.1	-30.1	0.0	2.8	0.0	0.0	8.3
2085	594275.85	4782405.28	0.10	0	N	400	40.3	-30.1	0.0	9.6	0.0	0.0	0.7
2101	594266.96	4782375.58	0.10	0	D	80	30.3	-33.3	0.0	-5.7	0.0	0.0	2.7
2101	594266.96	4782375.58	0.10	0	D	100	32.6	-33.3	0.0	-5.5	0.0	0.0	4.8
2101	594266.96	4782375.58	0.10	0	D	125	34.4	-33.3	0.0	-5.2	0.0	0.0	6.2
2101	594266.96	4782375.58	0.10	0	D	160	36.3	-33.3	0.0	-4.6	0.0	0.0	7.6
2101	594266.96	4782375.58	0.10	0	D	200	38.3	-33.3	0.0	-3.5	0.0	0.0	8.5
2101	594266.96	4782375.58	0.10	0	D	250	41.5	-33.3	0.0	-1.0	0.0	0.0	9.2
2101	594266.96	4782375.58	0.10	0	D	315	41.2	-33.3	0.0	3.0	0.0	0.0	4.9
2101	594266.96	4782375.58	0.10	0	N	80	30.3	-33.3	0.0	-5.7	0.0	0.0	2.6
2101	594266.96	4782375.58	0.10	0	N	100	32.6	-33.3	0.0	-5.5	0.0	0.0	4.8
2101	594266.96	4782375.58	0.10	0	N	125	34.3	-33.3	0.0	-5.2	0.0	0.0	6.2
2101	594266.96	4782375.58	0.10	0	N	160	36.2	-33.3	0.0	-4.6	0.0	0.0	7.5
2101	594266.96	4782375.58	0.10	0	N	200	38.3	-33.3	0.0	-3.5	0.0	0.0	8.5
2101	594266.96	4782375.58	0.10	0	N	250	41.5	-33.3	0.0	-1.0	0.0	0.0	9.1
2101	594266.96	4782375.58	0.10	0	N	315	41.1	-33.3	0.0	3.0	0.0	0.0	4.8
2117	594259.92	4782352.08	0.10	0	D	63	26.6	-32.0	0.0	-5.8	0.0	0.0	0.4
2117	594259.92	4782352.08	0.10	0	D	80	30.3	-32.0	0.0	-5.7	0.0	0.0	4.0
2117	594259.92	4782352.08	0.10	0	D	100	32.6	-32.0	0.0	-5.5	0.0	0.0	6.2
2117	594259.92	4782352.08	0.10	0	D	125	34.4	-32.0	0.0	-5.2	0.0	0.0	7.6
2117	594259.92	4782352.08	0.10	0	D	160	36.3	-32.0	0.0	-4.6	0.0	0.0	8.9
2117	594259.92	4782352.08	0.10	0	D	200	38.3	-32.0	0.0	-3.5	0.0	0.0	9.8
2117	594259.92	4782352.08	0.10	0	D	250	41.5	-32.0	0.0	-0.9	0.0	0.0	10.5
2117	594259.92	4782352.08	0.10	0	D	315	41.2	-32.0	0.0	3.1	0.0	0.0	6.1
2117	594259.92	4782352.08	0.10	0	N	63	26.5	-32.0	0.0	-5.8	0.0	0.0	0.3
2117	594259.92	4782352.08	0.10	0	N	80	30.3	-32.0	0.0	-5.7	0.0	0.0	4.0
2117	594259.92	4782352.08	0.10	0	N	100	32.6	-32.0	0.0	-5.5	0.0	0.0	6.1
2117	594259.92	4782352.08	0.10	0	N	125	34.3	-32.0	0.0	-5.2	0.0	0.0	7.5
2117	594259.92	4782352.08	0.10	0	N	160	36.2	-32.0	0.0	-4.6	0.0	0.0	8.8
2117	594259.92	4782352.08	0.10	0	N	200	38.3	-32.0	0.0	-3.5	0.0	0.0	9.8
2117	594259.92	4782352.08	0.10	0	N	250	41.5	-32.0	0.0	-0.9	0.0	0.0	10.4
2117	594259.92	4782352.08	0.10	0	N	315	41.1	-32.0	0.0	3.1	0.0	0.0	6.0

Road, TNM, Name: "Gage north", ID: "!01!Gage_n"													
Nr.	X	Y	Z	Refl.	DEN	Freq.	Lw	Ad	Aair	Agr	Afol	RL	Lr
	(m)	(m)	(m)			(Hz)	dB(A)	(dB)	(dB)	(dB)	(dB)	(dB)	dB(A)
2132	593126.38	4782887.57	0.10	0	D	80	31.2	-35.9	0.0	-5.6	0.0	0.0	0.9
2132	593126.38	4782887.57	0.10	0	D	100	33.5	-35.9	0.0	-5.4	0.0	0.0	2.9
2132	593126.38	4782887.57	0.10	0	D	125	35.0	-35.9	0.0	-5.0	0.0	0.0	4.1
2132	593126.38	4782887.57	0.10	0	D	160	36.8	-35.9	0.0	-4.1	0.0	0.0	5.1
2132	593126.38	4782887.57	0.10	0	D	200	38.8	-35.9	0.0	-2.6	0.0	0.0	5.4
2132	593126.38	4782887.57	0.10	0	D	250	41.8	-35.9	0.0	2.4	0.0	0.0	3.5
2132	593126.38	4782887.57	0.10	0	N	80	31.2	-35.9	0.0	-5.6	0.0	0.0	0.9
2132	593126.38	4782887.57	0.10	0	N	100	33.4	-35.9	0.0	-5.4	0.0	0.0	2.8
2132	593126.38	4782887.57	0.10	0	N	125	35.0	-35.9	0.0	-5.0	0.0	0.0	4.0
2132	593126.38	4782887.57	0.10	0	N	160	36.8	-35.9	0.0	-4.1	0.0	0.0	5.0
2132	593126.38	4782887.57	0.10	0	N	200	38.7	-35.9	0.0	-2.6	0.0	0.0	5.4
2132	593126.38	4782887.57	0.10	0	N	250	41.8	-35.9	0.0	2.4	0.0	0.0	3.5
2148	593149.90	4782970.59	0.10	0	D	63	27.4	-29.9	0.0	-5.8	0.0	0.0	3.3
2148	593149.90	4782970.59	0.10	0	D	80	31.2	-29.9	0.0	-5.6	0.0	0.0	6.9
2148	593149.90	4782970.59	0.10	0	D	100	33.5	-29.9	0.0	-5.4	0.0	0.0	8.9
2148	593149.90	4782970.59	0.10	0	D	125	35.0	-29.9	0.0	-5.0	0.0	0.0	10.1
2148	593149.90	4782970.59	0.10	0	D	160	36.8	-29.9	0.0	-4.1	0.0	0.0	11.1
2148	593149.90	4782970.59	0.10	0	D	200	38.8	-29.9	0.0	-2.6	0.0	0.0	11.4
2148	593149.90	4782970.59	0.10	0	D	250	41.8	-29.9	0.0	2.5	0.0	0.0	9.5
2148	593149.90	4782970.59	0.10	0	D	315	41.6	-29.9	0.0	8.9	0.0	0.0	2.8
2148	593149.90	4782970.59	0.10	0	N	63	27.4	-29.9	0.0	-5.8	0.0	0.0	3.2
2148	593149.90	4782970.59	0.10	0	N	80	31.2	-29.9	0.0	-5.6	0.0	0.0	6.9
2148	593149.90	4782970.59	0.10	0	N	100	33.4	-29.9	0.0	-5.4	0.0	0.0	8.9
2148	593149.90	4782970.59	0.10	0	N	125	35.0	-29.9	0.0	-5.0	0.0	0.0	10.0
2148	593149.90	4782970.59	0.10	0	N	160	36.8	-29.9	0.0	-4.1	0.0	0.0	11.0
2148	593149.90	4782970.59	0.10	0	N	200	38.7	-29.9	0.0	-2.6	0.0	0.0	11.4
2148	593149.90	4782970.59	0.10	0	N	250	41.8	-29.9	0.0	2.5	0.0	0.0	9.4
2148	593149.90	4782970.59	0.10	0	N	315	41.6	-29.9	0.0	8.9	0.0	0.0	2.8
2164	593171.36	4783046.37	0.10	0	D	100	33.5	-38.7	0.0	-5.4	0.0	0.0	0.1
2164	593171.36	4783046.37	0.10	0	D	125	35.0	-38.7	0.0	-5.0	0.0	0.0	1.3
2164	593171.36	4783046.37	0.10	0	D	160	36.8	-38.7	0.0	-4.1	0.0	0.0	2.3
2164	593171.36	4783046.37	0.10	0	D	200	38.8	-38.7	0.0	-2.5	0.0	0.0	2.6
2164	593171.36	4783046.37	0.10	0	D	250	41.8	-38.7	0.0	2.6	0.0	0.0	0.5
2164	593171.36	4783046.37	0.10	0	N	100	33.4	-38.7	0.0	-5.4	0.0	0.0	0.1
2164	593171.36	4783046.37	0.10	0	N	125	35.0	-38.7	0.0	-5.0	0.0	0.0	1.2
2164	593171.36	4783046.37	0.10	0	N	160	36.8	-38.7	0.0	-4.1	0.0	0.0	2.2
2164	593171.36	4783046.37	0.10	0	N	200	38.7	-38.7	0.0	-2.5	0.0	0.0	2.5
2164	593171.36	4783046.37	0.10	0	N	250	41.8	-38.7	0.0	2.6	0.0	0.0	0.5
2180	593193.36	4783124.05	0.10	0	D	63	27.4	-30.2	0.0	-5.8	0.0	0.0	3.0
2180	593193.36	4783124.05	0.10	0	D	80	31.2	-30.2	0.0	-5.6	0.0	0.0	6.7
2180	593193.36	4783124.05	0.10	0	D	100	33.5	-30.2	0.0	-5.4	0.0	0.0	8.7
2180	593193.36	4783124.05	0.10	0	D	125	35.0	-30.2	0.0	-5.0	0.0	0.0	9.8
2180	593193.36	4783124.05	0.10	0	D	160	36.8	-30.2	0.0	-4.1	0.0	0.0	10.8
2180	593193.36	4783124.05	0.10	0	D	200	38.8	-30.2	0.0	-2.5	0.0	0.0	11.1
2180	593193.36	4783124.05	0.10	0	D	250	41.8	-30.2	0.0	2.8	0.0	0.0	8.8
2180	593193.36	4783124.05	0.10	0	D	315	41.6	-30.2	0.0	9.5	0.0	0.0	2.0
2180	593193.36	4783124.05	0.10	0	N	63	27.4	-30.2	0.0	-5.8	0.0	0.0	3.0
2180	593193.36	4783124.05	0.10	0	N	80	31.2	-30.2	0.0	-5.6	0.0	0.0	6.6
2180	593193.36	4783124.05	0.10	0	N	100	33.4	-30.2	0.0	-5.4	0.0	0.0	8.6
2180	593193.36	4783124.05	0.10	0	N	125	35.0	-30.2	0.0	-5.0	0.0	0.0	9.8
2180	593193.36	4783124.05	0.10	0	N	160	36.8	-30.2	0.0	-4.1	0.0	0.0	10.7
2180	593193.36	4783124.05	0.10	0	N	200	38.7	-30.2	0.0	-2.5	0.0	0.0	11.0
2180	593193.36	4783124.05	0.10	0	N	250	41.8	-30.2	0.0	2.8	0.0	0.0	8.8
2180	593193.36	4783124.05	0.10	0	N	315	41.6	-30.2	0.0	9.5	0.0	0.0	1.9
2196	593132.11	4782885.79	0.10	0	D	80	31.2	-35.9	0.0	-5.6	0.0	0.0	1.0
2196	593132.11	4782885.79	0.10	0	D	100	33.5	-35.9	0.0	-5.4	0.0	0.0	2.9
2196	593132.11	4782885.79	0.10	0	D	125	35.0	-35.9	0.0	-5.0	0.0	0.0	4.1
2196	593132.11	4782885.79	0.10	0	D	160	36.8	-35.9	0.0	-4.2	0.0	0.0	5.1
2196	593132.11	4782885.79	0.10	0	D	200	38.8	-35.9	0.0	-2.6	0.0	0.0	5.5
2196	593132.11	4782885.79	0.10	0	D	250	41.8	-35.9	0.0	2.3	0.0	0.0	3.6
2196	593132.11	4782885.79	0.10	0	N	80	31.2	-35.9	0.0	-5.6	0.0	0.0	0.9
2196	593132.11	4782885.79	0.10	0	N	100	33.4	-35.9	0.0	-5.4	0.0	0.0	2.9
2196	593132.11	4782885.79	0.10	0	N	125	35.0	-35.9	0.0	-5.0	0.0	0.0	4.1

Road, TNM, Name: "Gage north", ID: "!01!Gage_n"													
Nr.	X	Y	Z	Refl.	DEN	Freq.	Lw	Ad	Aair	Agr	Afol	RL	Lr
	(m)	(m)	(m)			(Hz)	dB(A)	(dB)	(dB)	(dB)	(dB)	(dB)	dB(A)
2196	593132.11	4782885.79	0.10	0	N	160	36.8	-35.9	0.0	-4.2	0.0	0.0	5.0
2196	593132.11	4782885.79	0.10	0	N	200	38.7	-35.9	0.0	-2.6	0.0	0.0	5.4
2196	593132.11	4782885.79	0.10	0	N	250	41.8	-35.9	0.0	2.3	0.0	0.0	3.6
2211	593155.44	4782968.16	0.10	0	D	63	27.4	-29.9	0.0	-5.8	0.0	0.0	3.3
2211	593155.44	4782968.16	0.10	0	D	80	31.2	-29.9	0.0	-5.6	0.0	0.0	7.0
2211	593155.44	4782968.16	0.10	0	D	100	33.5	-29.9	0.0	-5.4	0.0	0.0	9.0
2211	593155.44	4782968.16	0.10	0	D	125	35.0	-29.9	0.0	-5.0	0.0	0.0	10.1
2211	593155.44	4782968.16	0.10	0	D	160	36.8	-29.9	0.0	-4.1	0.0	0.0	11.1
2211	593155.44	4782968.16	0.10	0	D	200	38.8	-29.9	0.0	-2.6	0.0	0.0	11.5
2211	593155.44	4782968.16	0.10	0	D	250	41.8	-29.9	0.0	2.4	0.0	0.0	9.6
2211	593155.44	4782968.16	0.10	0	D	315	41.6	-29.9	0.0	8.8	0.0	0.0	3.0
2211	593155.44	4782968.16	0.10	0	N	63	27.4	-29.9	0.0	-5.8	0.0	0.0	3.3
2211	593155.44	4782968.16	0.10	0	N	80	31.2	-29.9	0.0	-5.6	0.0	0.0	6.9
2211	593155.44	4782968.16	0.10	0	N	100	33.4	-29.9	0.0	-5.4	0.0	0.0	8.9
2211	593155.44	4782968.16	0.10	0	N	125	35.0	-29.9	0.0	-5.0	0.0	0.0	10.1
2211	593155.44	4782968.16	0.10	0	N	160	36.8	-29.9	0.0	-4.1	0.0	0.0	11.0
2211	593155.44	4782968.16	0.10	0	N	200	38.7	-29.9	0.0	-2.6	0.0	0.0	11.4
2211	593155.44	4782968.16	0.10	0	N	250	41.8	-29.9	0.0	2.4	0.0	0.0	9.5
2211	593155.44	4782968.16	0.10	0	N	315	41.6	-29.9	0.0	8.8	0.0	0.0	2.9
2227	593176.74	4783043.37	0.10	0	D	100	33.5	-38.7	0.0	-5.4	0.0	0.0	0.2
2227	593176.74	4783043.37	0.10	0	D	125	35.0	-38.7	0.0	-5.0	0.0	0.0	1.3
2227	593176.74	4783043.37	0.10	0	D	160	36.8	-38.7	0.0	-4.1	0.0	0.0	2.3
2227	593176.74	4783043.37	0.10	0	D	200	38.8	-38.7	0.0	-2.5	0.0	0.0	2.7
2227	593176.74	4783043.37	0.10	0	D	250	41.8	-38.7	0.0	2.5	0.0	0.0	0.6
2227	593176.74	4783043.37	0.10	0	N	100	33.4	-38.7	0.0	-5.4	0.0	0.0	0.1
2227	593176.74	4783043.37	0.10	0	N	125	35.0	-38.7	0.0	-5.0	0.0	0.0	1.3
2227	593176.74	4783043.37	0.10	0	N	160	36.8	-38.7	0.0	-4.1	0.0	0.0	2.2
2227	593176.74	4783043.37	0.10	0	N	200	38.7	-38.7	0.0	-2.5	0.0	0.0	2.6
2227	593176.74	4783043.37	0.10	0	N	250	41.8	-38.7	0.0	2.5	0.0	0.0	0.6
2243	593198.93	4783121.70	0.10	0	D	63	27.4	-30.1	0.0	-5.8	0.0	0.0	3.1
2243	593198.93	4783121.70	0.10	0	D	80	31.2	-30.1	0.0	-5.6	0.0	0.0	6.8
2243	593198.93	4783121.70	0.10	0	D	100	33.5	-30.1	0.0	-5.4	0.0	0.0	8.8
2243	593198.93	4783121.70	0.10	0	D	125	35.0	-30.1	0.0	-5.0	0.0	0.0	9.9
2243	593198.93	4783121.70	0.10	0	D	160	36.8	-30.1	0.0	-4.1	0.0	0.0	10.9
2243	593198.93	4783121.70	0.10	0	D	200	38.8	-30.1	0.0	-2.5	0.0	0.0	11.2
2243	593198.93	4783121.70	0.10	0	D	250	41.8	-30.1	0.0	2.8	0.0	0.0	9.0
2243	593198.93	4783121.70	0.10	0	D	315	41.6	-30.1	0.0	9.4	0.0	0.0	2.2
2243	593198.93	4783121.70	0.10	0	N	63	27.4	-30.1	0.0	-5.8	0.0	0.0	3.1
2243	593198.93	4783121.70	0.10	0	N	80	31.2	-30.1	0.0	-5.6	0.0	0.0	6.7
2243	593198.93	4783121.70	0.10	0	N	100	33.4	-30.1	0.0	-5.4	0.0	0.0	8.7
2243	593198.93	4783121.70	0.10	0	N	125	35.0	-30.1	0.0	-5.0	0.0	0.0	9.9
2243	593198.93	4783121.70	0.10	0	N	160	36.8	-30.1	0.0	-4.1	0.0	0.0	10.8
2243	593198.93	4783121.70	0.10	0	N	200	38.7	-30.1	0.0	-2.5	0.0	0.0	11.1
2243	593198.93	4783121.70	0.10	0	N	250	41.8	-30.1	0.0	2.8	0.0	0.0	8.9
2243	593198.93	4783121.70	0.10	0	N	315	41.6	-30.1	0.0	9.4	0.0	0.0	2.1

Road, TNM, Name: "Nebo north", ID: "!01!nebo_n"													
Nr.	X	Y	Z	Refl.	DEN	Freq.	Lw	Ad	Aair	Agr	Afol	RL	Lr
	(m)	(m)	(m)			(Hz)	dB(A)	(dB)	(dB)	(dB)	(dB)	(dB)	dB(A)
2259	594303.62	4782509.57	0.10	0	D	63	26.2	-31.8	0.0	-5.8	0.0	0.0	0.2
2259	594303.62	4782509.57	0.10	0	D	80	30.0	-31.8	0.0	-5.7	0.0	0.0	3.9
2259	594303.62	4782509.57	0.10	0	D	100	32.3	-31.8	0.0	-5.5	0.0	0.0	6.0
2259	594303.62	4782509.57	0.10	0	D	125	34.0	-31.8	0.0	-5.2	0.0	0.0	7.4
2259	594303.62	4782509.57	0.10	0	D	160	36.0	-31.8	0.0	-4.6	0.0	0.0	8.8
2259	594303.62	4782509.57	0.10	0	D	200	38.0	-31.8	0.0	-3.6	0.0	0.0	9.8
2259	594303.62	4782509.57	0.10	0	D	250	41.2	-31.8	0.0	-1.3	0.0	0.0	10.6
2259	594303.62	4782509.57	0.10	0	D	315	40.8	-31.8	0.0	2.5	0.0	0.0	6.5
2259	594303.62	4782509.57	0.10	0	N	63	26.2	-31.8	0.0	-5.8	0.0	0.0	0.2
2259	594303.62	4782509.57	0.10	0	N	80	29.9	-31.8	0.0	-5.7	0.0	0.0	3.8
2259	594303.62	4782509.57	0.10	0	N	100	32.2	-31.8	0.0	-5.5	0.0	0.0	5.9
2259	594303.62	4782509.57	0.10	0	N	125	33.9	-31.8	0.0	-5.2	0.0	0.0	7.3
2259	594303.62	4782509.57	0.10	0	N	160	35.9	-31.8	0.0	-4.6	0.0	0.0	8.7
2259	594303.62	4782509.57	0.10	0	N	200	37.9	-31.8	0.0	-3.6	0.0	0.0	9.7

Road, TNM, Name: "Nebo north", ID: "!01!nebo_n"													
Nr.	X	Y	Z	Refl.	DEN	Freq.	Lw	Ad	Aair	Agr	Afol	RL	Lr
	(m)	(m)	(m)			(Hz)	dB(A)	(dB)	(dB)	(dB)	(dB)	(dB)	dB(A)
2259	594303.62	4782509.57	0.10	0	N	250	41.1	-31.8	0.0	-1.3	0.0	0.0	10.6
2259	594303.62	4782509.57	0.10	0	N	315	40.8	-31.8	0.0	2.5	0.0	0.0	6.5
2275	594309.85	4782532.74	0.10	0	D	80	30.0	-32.3	0.0	-5.7	0.0	0.0	3.4
2275	594309.85	4782532.74	0.10	0	D	100	32.3	-32.3	0.0	-5.5	0.0	0.0	5.5
2275	594309.85	4782532.74	0.10	0	D	125	34.0	-32.3	0.0	-5.2	0.0	0.0	6.9
2275	594309.85	4782532.74	0.10	0	D	160	36.0	-32.3	0.0	-4.6	0.0	0.0	8.3
2275	594309.85	4782532.74	0.10	0	D	200	38.0	-32.3	0.0	-3.6	0.0	0.0	9.3
2275	594309.85	4782532.74	0.10	0	D	250	41.2	-32.3	0.0	-1.3	0.0	0.0	10.2
2275	594309.85	4782532.74	0.10	0	D	315	40.8	-32.3	0.0	2.4	0.0	0.0	6.1
2275	594309.85	4782532.74	0.10	0	N	80	29.9	-32.3	0.0	-5.7	0.0	0.0	3.3
2275	594309.85	4782532.74	0.10	0	N	100	32.2	-32.3	0.0	-5.5	0.0	0.0	5.4
2275	594309.85	4782532.74	0.10	0	N	125	33.9	-32.3	0.0	-5.2	0.0	0.0	6.9
2275	594309.85	4782532.74	0.10	0	N	160	35.9	-32.3	0.0	-4.6	0.0	0.0	8.2
2275	594309.85	4782532.74	0.10	0	N	200	37.9	-32.3	0.0	-3.6	0.0	0.0	9.2
2275	594309.85	4782532.74	0.10	0	N	250	41.1	-32.3	0.0	-1.3	0.0	0.0	10.1
2275	594309.85	4782532.74	0.10	0	N	315	40.8	-32.3	0.0	2.4	0.0	0.0	6.0
2291	594316.06	4782555.81	0.10	0	D	63	26.2	-31.9	0.0	-5.8	0.0	0.0	0.2
2291	594316.06	4782555.81	0.10	0	D	80	30.0	-31.9	0.0	-5.7	0.0	0.0	3.8
2291	594316.06	4782555.81	0.10	0	D	100	32.3	-31.9	0.0	-5.5	0.0	0.0	6.0
2291	594316.06	4782555.81	0.10	0	D	125	34.0	-31.9	0.0	-5.2	0.0	0.0	7.4
2291	594316.06	4782555.81	0.10	0	D	160	36.0	-31.9	0.0	-4.6	0.0	0.0	8.7
2291	594316.06	4782555.81	0.10	0	D	200	38.0	-31.9	0.0	-3.6	0.0	0.0	9.8
2291	594316.06	4782555.81	0.10	0	D	250	41.2	-31.9	0.0	-1.3	0.0	0.0	10.6
2291	594316.06	4782555.81	0.10	0	D	315	40.8	-31.9	0.0	2.5	0.0	0.0	6.5
2291	594316.06	4782555.81	0.10	0	N	63	26.2	-31.9	0.0	-5.8	0.0	0.0	0.1
2291	594316.06	4782555.81	0.10	0	N	80	29.9	-31.9	0.0	-5.7	0.0	0.0	3.8
2291	594316.06	4782555.81	0.10	0	N	100	32.2	-31.9	0.0	-5.5	0.0	0.0	5.9
2291	594316.06	4782555.81	0.10	0	N	125	33.9	-31.9	0.0	-5.2	0.0	0.0	7.3
2291	594316.06	4782555.81	0.10	0	N	160	35.9	-31.9	0.0	-4.6	0.0	0.0	8.7
2291	594316.06	4782555.81	0.10	0	N	200	37.9	-31.9	0.0	-3.6	0.0	0.0	9.7
2291	594316.06	4782555.81	0.10	0	N	250	41.1	-31.9	0.0	-1.3	0.0	0.0	10.5
2291	594316.06	4782555.81	0.10	0	N	315	40.8	-31.9	0.0	2.5	0.0	0.0	6.4
2307	594320.04	4782570.60	0.10	0	D	125	34.0	-38.5	0.0	-5.2	0.0	0.0	0.7
2307	594320.04	4782570.60	0.10	0	D	160	36.0	-38.5	0.0	-4.6	0.0	0.0	2.1
2307	594320.04	4782570.60	0.10	0	D	200	38.0	-38.5	0.0	-3.6	0.0	0.0	3.1
2307	594320.04	4782570.60	0.10	0	D	250	41.2	-38.5	0.0	-1.3	0.0	0.0	3.9
2307	594320.04	4782570.60	0.10	0	N	125	33.9	-38.5	0.0	-5.2	0.0	0.0	0.7
2307	594320.04	4782570.60	0.10	0	N	160	35.9	-38.5	0.0	-4.6	0.0	0.0	2.0
2307	594320.04	4782570.60	0.10	0	N	200	37.9	-38.5	0.0	-3.6	0.0	0.0	3.0
2307	594320.04	4782570.60	0.10	0	N	250	41.1	-38.5	0.0	-1.3	0.0	0.0	3.9
2323	594321.85	4782577.37	0.10	0	D	100	32.3	-36.6	0.0	-5.5	0.0	0.0	1.2
2323	594321.85	4782577.37	0.10	0	D	125	34.0	-36.6	0.0	-5.2	0.0	0.0	2.7
2323	594321.85	4782577.37	0.10	0	D	160	36.0	-36.6	0.0	-4.6	0.0	0.0	4.0
2323	594321.85	4782577.37	0.10	0	D	200	38.0	-36.6	0.0	-3.6	0.0	0.0	5.0
2323	594321.85	4782577.37	0.10	0	D	250	41.2	-36.6	0.0	-1.3	0.0	0.0	5.9
2323	594321.85	4782577.37	0.10	0	D	315	40.8	-36.6	0.0	2.5	0.0	0.0	1.8
2323	594321.85	4782577.37	0.10	0	N	100	32.2	-36.6	0.0	-5.5	0.0	0.0	1.2
2323	594321.85	4782577.37	0.10	0	N	125	33.9	-36.6	0.0	-5.2	0.0	0.0	2.6
2323	594321.85	4782577.37	0.10	0	N	160	35.9	-36.6	0.0	-4.6	0.0	0.0	3.9
2323	594321.85	4782577.37	0.10	0	N	200	37.9	-36.6	0.0	-3.6	0.0	0.0	4.9
2323	594321.85	4782577.37	0.10	0	N	250	41.1	-36.6	0.0	-1.3	0.0	0.0	5.8
2323	594321.85	4782577.37	0.10	0	N	315	40.8	-36.6	0.0	2.5	0.0	0.0	1.7
2339	594324.96	4782588.90	0.10	0	D	80	30.0	-34.1	0.0	-5.7	0.0	0.0	1.6
2339	594324.96	4782588.90	0.10	0	D	100	32.3	-34.1	0.0	-5.5	0.0	0.0	3.8
2339	594324.96	4782588.90	0.10	0	D	125	34.0	-34.1	0.0	-5.2	0.0	0.0	5.2
2339	594324.96	4782588.90	0.10	0	D	160	36.0	-34.1	0.0	-4.6	0.0	0.0	6.5
2339	594324.96	4782588.90	0.10	0	D	200	38.0	-34.1	0.0	-3.6	0.0	0.0	7.5
2339	594324.96	4782588.90	0.10	0	D	250	41.2	-34.1	0.0	-1.3	0.0	0.0	8.4
2339	594324.96	4782588.90	0.10	0	D	315	40.8	-34.1	0.0	2.5	0.0	0.0	4.2
2339	594324.96	4782588.90	0.10	0	N	80	29.9	-34.1	0.0	-5.7	0.0	0.0	1.5
2339	594324.96	4782588.90	0.10	0	N	100	32.2	-34.1	0.0	-5.5	0.0	0.0	3.7
2339	594324.96	4782588.90	0.10	0	N	125	33.9	-34.1	0.0	-5.2	0.0	0.0	5.1
2339	594324.96	4782588.90	0.10	0	N	160	35.9	-34.1	0.0	-4.6	0.0	0.0	6.4

Road, TNM, Name: "Nebo north", ID: "!01!nebo_n"													
Nr.	X	Y	Z	Refl.	DEN	Freq.	Lw	Ad	Aair	Agr	Afol	RL	Lr
	(m)	(m)	(m)			(Hz)	dB(A)	(dB)	(dB)	(dB)	(dB)	(dB)	dB(A)
2339	594324.96	4782588.90	0.10	0	N	200	37.9	-34.1	0.0	-3.6	0.0	0.0	7.5
2339	594324.96	4782588.90	0.10	0	N	250	41.1	-34.1	0.0	-1.3	0.0	0.0	8.3
2339	594324.96	4782588.90	0.10	0	N	315	40.8	-34.1	0.0	2.5	0.0	0.0	4.2
2355	594312.28	4782507.12	0.10	0	D	63	26.2	-32.0	0.0	-5.8	0.0	0.0	0.0
2355	594312.28	4782507.12	0.10	0	D	80	30.0	-32.0	0.0	-5.7	0.0	0.0	3.6
2355	594312.28	4782507.12	0.10	0	D	100	32.3	-32.0	0.0	-5.5	0.0	0.0	5.8
2355	594312.28	4782507.12	0.10	0	D	125	34.0	-32.0	0.0	-5.2	0.0	0.0	7.2
2355	594312.28	4782507.12	0.10	0	D	160	36.0	-32.0	0.0	-4.6	0.0	0.0	8.5
2355	594312.28	4782507.12	0.10	0	D	200	38.0	-32.0	0.0	-3.6	0.0	0.0	9.5
2355	594312.28	4782507.12	0.10	0	D	250	41.2	-32.0	0.0	-1.2	0.0	0.0	10.3
2355	594312.28	4782507.12	0.10	0	D	315	40.8	-32.0	0.0	2.6	0.0	0.0	6.2
2355	594312.28	4782507.12	0.10	0	N	80	29.9	-32.0	0.0	-5.7	0.0	0.0	3.6
2355	594312.28	4782507.12	0.10	0	N	100	32.2	-32.0	0.0	-5.5	0.0	0.0	5.7
2355	594312.28	4782507.12	0.10	0	N	125	33.9	-32.0	0.0	-5.2	0.0	0.0	7.1
2355	594312.28	4782507.12	0.10	0	N	160	35.9	-32.0	0.0	-4.6	0.0	0.0	8.5
2355	594312.28	4782507.12	0.10	0	N	200	37.9	-32.0	0.0	-3.6	0.0	0.0	9.5
2355	594312.28	4782507.12	0.10	0	N	250	41.1	-32.0	0.0	-1.2	0.0	0.0	10.3
2355	594312.28	4782507.12	0.10	0	N	315	40.8	-32.0	0.0	2.6	0.0	0.0	6.1
2371	594318.55	4782530.41	0.10	0	D	80	30.0	-32.4	0.0	-5.7	0.0	0.0	3.3
2371	594318.55	4782530.41	0.10	0	D	100	32.3	-32.4	0.0	-5.5	0.0	0.0	5.4
2371	594318.55	4782530.41	0.10	0	D	125	34.0	-32.4	0.0	-5.2	0.0	0.0	6.8
2371	594318.55	4782530.41	0.10	0	D	160	36.0	-32.4	0.0	-4.6	0.0	0.0	8.2
2371	594318.55	4782530.41	0.10	0	D	200	38.0	-32.4	0.0	-3.6	0.0	0.0	9.2
2371	594318.55	4782530.41	0.10	0	D	250	41.2	-32.4	0.0	-1.2	0.0	0.0	10.0
2371	594318.55	4782530.41	0.10	0	D	315	40.8	-32.4	0.0	2.6	0.0	0.0	5.8
2371	594318.55	4782530.41	0.10	0	N	80	29.9	-32.4	0.0	-5.7	0.0	0.0	3.2
2371	594318.55	4782530.41	0.10	0	N	100	32.2	-32.4	0.0	-5.5	0.0	0.0	5.3
2371	594318.55	4782530.41	0.10	0	N	125	33.9	-32.4	0.0	-5.2	0.0	0.0	6.8
2371	594318.55	4782530.41	0.10	0	N	160	35.9	-32.4	0.0	-4.6	0.0	0.0	8.1
2371	594318.55	4782530.41	0.10	0	N	200	37.9	-32.4	0.0	-3.6	0.0	0.0	9.1
2371	594318.55	4782530.41	0.10	0	N	250	41.1	-32.4	0.0	-1.2	0.0	0.0	9.9
2371	594318.55	4782530.41	0.10	0	N	315	40.8	-32.4	0.0	2.6	0.0	0.0	5.7
2387	594324.88	4782553.96	0.10	0	D	63	26.2	-32.0	0.0	-5.8	0.0	0.0	0.1
2387	594324.88	4782553.96	0.10	0	D	80	30.0	-32.0	0.0	-5.7	0.0	0.0	3.7
2387	594324.88	4782553.96	0.10	0	D	100	32.3	-32.0	0.0	-5.5	0.0	0.0	5.9
2387	594324.88	4782553.96	0.10	0	D	125	34.0	-32.0	0.0	-5.2	0.0	0.0	7.3
2387	594324.88	4782553.96	0.10	0	D	160	36.0	-32.0	0.0	-4.6	0.0	0.0	8.6
2387	594324.88	4782553.96	0.10	0	D	200	38.0	-32.0	0.0	-3.6	0.0	0.0	9.6
2387	594324.88	4782553.96	0.10	0	D	250	41.2	-32.0	0.0	-1.2	0.0	0.0	10.4
2387	594324.88	4782553.96	0.10	0	D	315	40.8	-32.0	0.0	2.6	0.0	0.0	6.3
2387	594324.88	4782553.96	0.10	0	N	63	26.2	-32.0	0.0	-5.8	0.0	0.0	0.0
2387	594324.88	4782553.96	0.10	0	N	80	29.9	-32.0	0.0	-5.7	0.0	0.0	3.7
2387	594324.88	4782553.96	0.10	0	N	100	32.2	-32.0	0.0	-5.5	0.0	0.0	5.8
2387	594324.88	4782553.96	0.10	0	N	125	33.9	-32.0	0.0	-5.2	0.0	0.0	7.2
2387	594324.88	4782553.96	0.10	0	N	160	35.9	-32.0	0.0	-4.6	0.0	0.0	8.6
2387	594324.88	4782553.96	0.10	0	N	200	37.9	-32.0	0.0	-3.6	0.0	0.0	9.6
2387	594324.88	4782553.96	0.10	0	N	250	41.1	-32.0	0.0	-1.2	0.0	0.0	10.4
2387	594324.88	4782553.96	0.10	0	N	315	40.8	-32.0	0.0	2.6	0.0	0.0	6.2
2403	594328.94	4782569.06	0.10	0	D	125	34.0	-38.6	0.0	-5.2	0.0	0.0	0.6
2403	594328.94	4782569.06	0.10	0	D	160	36.0	-38.6	0.0	-4.6	0.0	0.0	2.0
2403	594328.94	4782569.06	0.10	0	D	200	38.0	-38.6	0.0	-3.6	0.0	0.0	3.0
2403	594328.94	4782569.06	0.10	0	D	250	41.2	-38.6	0.0	-1.2	0.0	0.0	3.8
2403	594328.94	4782569.06	0.10	0	N	125	33.9	-38.6	0.0	-5.2	0.0	0.0	0.6
2403	594328.94	4782569.06	0.10	0	N	160	35.9	-38.6	0.0	-4.6	0.0	0.0	1.9
2403	594328.94	4782569.06	0.10	0	N	200	37.9	-38.6	0.0	-3.6	0.0	0.0	2.9
2403	594328.94	4782569.06	0.10	0	N	250	41.1	-38.6	0.0	-1.2	0.0	0.0	3.7
2419	594330.80	4782575.97	0.10	0	D	100	32.3	-36.7	0.0	-5.5	0.0	0.0	1.1
2419	594330.80	4782575.97	0.10	0	D	125	34.0	-36.7	0.0	-5.2	0.0	0.0	2.6
2419	594330.80	4782575.97	0.10	0	D	160	36.0	-36.7	0.0	-4.6	0.0	0.0	3.9
2419	594330.80	4782575.97	0.10	0	D	200	38.0	-36.7	0.0	-3.6	0.0	0.0	4.9
2419	594330.80	4782575.97	0.10	0	D	250	41.2	-36.7	0.0	-1.2	0.0	0.0	5.7
2419	594330.80	4782575.97	0.10	0	D	315	40.8	-36.7	0.0	2.6	0.0	0.0	1.5
2419	594330.80	4782575.97	0.10	0	N	100	32.2	-36.7	0.0	-5.5	0.0	0.0	1.1

Road, TNM, Name: "Nebo north", ID: "!01!nebo_n"													
Nr.	X	Y	Z	Refl.	DEN	Freq.	Lw	Ad	Aair	Agr	Afol	RL	Lr
	(m)	(m)	(m)			(Hz)	dB(A)	(dB)	(dB)	(dB)	(dB)	(dB)	dB(A)
2419	594330.80	4782575.97	0.10	0	N	125	33.9	-36.7	0.0	-5.2	0.0	0.0	2.5
2419	594330.80	4782575.97	0.10	0	N	160	35.9	-36.7	0.0	-4.6	0.0	0.0	3.8
2419	594330.80	4782575.97	0.10	0	N	200	37.9	-36.7	0.0	-3.6	0.0	0.0	4.8
2419	594330.80	4782575.97	0.10	0	N	250	41.1	-36.7	0.0	-1.2	0.0	0.0	5.6
2419	594330.80	4782575.97	0.10	0	N	315	40.8	-36.7	0.0	2.6	0.0	0.0	1.4
2435	594333.79	4782587.08	0.10	0	D	80	30.0	-34.6	0.0	-5.7	0.0	0.0	1.1
2435	594333.79	4782587.08	0.10	0	D	100	32.3	-34.6	0.0	-5.5	0.0	0.0	3.3
2435	594333.79	4782587.08	0.10	0	D	125	34.0	-34.6	0.0	-5.2	0.0	0.0	4.7
2435	594333.79	4782587.08	0.10	0	D	160	36.0	-34.6	0.0	-4.6	0.0	0.0	6.0
2435	594333.79	4782587.08	0.10	0	D	200	38.0	-34.6	0.0	-3.6	0.0	0.0	7.0
2435	594333.79	4782587.08	0.10	0	D	250	41.2	-34.6	0.0	-1.2	0.0	0.0	7.8
2435	594333.79	4782587.08	0.10	0	D	315	40.8	-34.6	0.0	2.7	0.0	0.0	3.6
2435	594333.79	4782587.08	0.10	0	N	80	29.9	-34.6	0.0	-5.7	0.0	0.0	1.1
2435	594333.79	4782587.08	0.10	0	N	100	32.2	-34.6	0.0	-5.5	0.0	0.0	3.2
2435	594333.79	4782587.08	0.10	0	N	125	33.9	-34.6	0.0	-5.2	0.0	0.0	4.6
2435	594333.79	4782587.08	0.10	0	N	160	35.9	-34.6	0.0	-4.6	0.0	0.0	5.9
2435	594333.79	4782587.08	0.10	0	N	200	37.9	-34.6	0.0	-3.6	0.0	0.0	6.9
2435	594333.79	4782587.08	0.10	0	N	250	41.1	-34.6	0.0	-1.2	0.0	0.0	7.7
2435	594333.79	4782587.08	0.10	0	N	315	40.8	-34.6	0.0	2.7	0.0	0.0	3.5
2642	594345.26	4782653.97	0.10	0	D	63	26.2	-29.9	0.0	-5.8	0.0	0.0	2.2
2642	594345.26	4782653.97	0.10	0	D	80	30.0	-29.9	0.0	-5.7	0.0	0.0	5.8
2642	594345.26	4782653.97	0.10	0	D	100	32.3	-29.9	0.0	-5.5	0.0	0.0	7.9
2642	594345.26	4782653.97	0.10	0	D	125	34.0	-29.9	0.0	-5.2	0.0	0.0	9.3
2642	594345.26	4782653.97	0.10	0	D	160	36.0	-29.9	0.0	-4.6	0.0	0.0	10.7
2642	594345.26	4782653.97	0.10	0	D	200	38.0	-29.9	0.0	-3.5	0.0	0.0	11.6
2642	594345.26	4782653.97	0.10	0	D	250	41.2	-29.9	0.0	-1.1	0.0	0.0	12.4
2642	594345.26	4782653.97	0.10	0	D	315	40.8	-29.9	0.0	2.8	0.0	0.0	8.1
2642	594345.26	4782653.97	0.10	0	D	400	40.1	-29.9	0.0	9.7	0.0	0.0	0.5
2642	594345.26	4782653.97	0.10	0	N	63	26.2	-29.9	0.0	-5.8	0.0	0.0	2.1
2642	594345.26	4782653.97	0.10	0	N	80	29.9	-29.9	0.0	-5.7	0.0	0.0	5.7
2642	594345.26	4782653.97	0.10	0	N	100	32.2	-29.9	0.0	-5.5	0.0	0.0	7.9
2642	594345.26	4782653.97	0.10	0	N	125	33.9	-29.9	0.0	-5.2	0.0	0.0	9.3
2642	594345.26	4782653.97	0.10	0	N	160	35.9	-29.9	0.0	-4.6	0.0	0.0	10.6
2642	594345.26	4782653.97	0.10	0	N	200	37.9	-29.9	0.0	-3.5	0.0	0.0	11.6
2642	594345.26	4782653.97	0.10	0	N	250	41.1	-29.9	0.0	-1.1	0.0	0.0	12.3
2642	594345.26	4782653.97	0.10	0	N	315	40.8	-29.9	0.0	2.8	0.0	0.0	8.1
2642	594345.26	4782653.97	0.10	0	N	400	40.0	-29.9	0.0	9.7	0.0	0.0	0.4
2658	594354.08	4782677.29	0.10	0	D	125	34.0	-38.3	0.0	-5.2	0.0	0.0	0.9
2658	594354.08	4782677.29	0.10	0	D	160	36.0	-38.3	0.0	-4.6	0.0	0.0	2.2
2658	594354.08	4782677.29	0.10	0	D	200	38.0	-38.3	0.0	-3.5	0.0	0.0	3.2
2658	594354.08	4782677.29	0.10	0	D	250	41.2	-38.3	0.0	-1.0	0.0	0.0	3.9
2658	594354.08	4782677.29	0.10	0	N	125	33.9	-38.3	0.0	-5.2	0.0	0.0	0.8
2658	594354.08	4782677.29	0.10	0	N	160	35.9	-38.3	0.0	-4.6	0.0	0.0	2.2
2658	594354.08	4782677.29	0.10	0	N	200	37.9	-38.3	0.0	-3.5	0.0	0.0	3.1
2658	594354.08	4782677.29	0.10	0	N	250	41.1	-38.3	0.0	-1.0	0.0	0.0	3.8
2674	594354.40	4782652.70	0.10	0	D	63	26.2	-29.7	0.0	-5.8	0.0	0.0	2.4
2674	594354.40	4782652.70	0.10	0	D	80	30.0	-29.7	0.0	-5.7	0.0	0.0	6.0
2674	594354.40	4782652.70	0.10	0	D	100	32.3	-29.7	0.0	-5.5	0.0	0.0	8.1
2674	594354.40	4782652.70	0.10	0	D	125	34.0	-29.7	0.0	-5.2	0.0	0.0	9.5
2674	594354.40	4782652.70	0.10	0	D	160	36.0	-29.7	0.0	-4.6	0.0	0.0	10.9
2674	594354.40	4782652.70	0.10	0	D	200	38.0	-29.7	0.0	-3.5	0.0	0.0	11.8
2674	594354.40	4782652.70	0.10	0	D	250	41.2	-29.7	0.0	-1.0	0.0	0.0	12.5
2674	594354.40	4782652.70	0.10	0	D	315	40.8	-29.7	0.0	3.0	0.0	0.0	8.2
2674	594354.40	4782652.70	0.10	0	D	400	40.1	-29.7	0.0	9.9	0.0	0.0	0.5
2674	594354.40	4782652.70	0.10	0	N	63	26.2	-29.7	0.0	-5.8	0.0	0.0	2.3
2674	594354.40	4782652.70	0.10	0	N	80	29.9	-29.7	0.0	-5.7	0.0	0.0	5.9
2674	594354.40	4782652.70	0.10	0	N	100	32.2	-29.7	0.0	-5.5	0.0	0.0	8.1
2674	594354.40	4782652.70	0.10	0	N	125	33.9	-29.7	0.0	-5.2	0.0	0.0	9.5
2674	594354.40	4782652.70	0.10	0	N	160	35.9	-29.7	0.0	-4.6	0.0	0.0	10.8
2674	594354.40	4782652.70	0.10	0	N	200	37.9	-29.7	0.0	-3.5	0.0	0.0	11.8
2674	594354.40	4782652.70	0.10	0	N	250	41.1	-29.7	0.0	-1.0	0.0	0.0	12.4
2674	594354.40	4782652.70	0.10	0	N	315	40.8	-29.7	0.0	3.0	0.0	0.0	8.1
2674	594354.40	4782652.70	0.10	0	N	400	40.0	-29.7	0.0	9.9	0.0	0.0	0.4

Road, TNM, Name: "Nebo north", ID: "!01!nebo_n"													
Nr.	X	Y	Z	Refl.	DEN	Freq.	Lw	Ad	Aair	Agr	Afol	RL	Lr
	(m)	(m)	(m)			(Hz)	dB(A)	(dB)	(dB)	(dB)	(dB)	(dB)	dB(A)
2898	594327.72	4782599.02	0.10	0	D	125	34.0	-38.6	0.0	-5.2	0.0	0.0	0.7
2898	594327.72	4782599.02	0.10	0	D	160	36.0	-38.6	0.0	-4.6	0.0	0.0	2.0
2898	594327.72	4782599.02	0.10	0	D	200	38.0	-38.6	0.0	-3.6	0.0	0.0	3.0
2898	594327.72	4782599.02	0.10	0	D	250	41.2	-38.6	0.0	-1.2	0.0	0.0	3.9
2898	594327.72	4782599.02	0.10	0	N	125	33.9	-38.6	0.0	-5.2	0.0	0.0	0.6
2898	594327.72	4782599.02	0.10	0	N	160	35.9	-38.6	0.0	-4.6	0.0	0.0	2.0
2898	594327.72	4782599.02	0.10	0	N	200	37.9	-38.6	0.0	-3.6	0.0	0.0	3.0
2898	594327.72	4782599.02	0.10	0	N	250	41.1	-38.6	0.0	-1.2	0.0	0.0	3.8
2914	594331.36	4782611.83	0.10	0	D	80	30.0	-32.8	0.0	-5.7	0.0	0.0	2.9
2914	594331.36	4782611.83	0.10	0	D	100	32.3	-32.8	0.0	-5.5	0.0	0.0	5.1
2914	594331.36	4782611.83	0.10	0	D	125	34.0	-32.8	0.0	-5.2	0.0	0.0	6.5
2914	594331.36	4782611.83	0.10	0	D	160	36.0	-32.8	0.0	-4.6	0.0	0.0	7.8
2914	594331.36	4782611.83	0.10	0	D	200	38.0	-32.8	0.0	-3.6	0.0	0.0	8.8
2914	594331.36	4782611.83	0.10	0	D	250	41.2	-32.8	0.0	-1.2	0.0	0.0	9.6
2914	594331.36	4782611.83	0.10	0	D	315	40.8	-32.8	0.0	2.6	0.0	0.0	5.5
2914	594331.36	4782611.83	0.10	0	N	80	29.9	-32.8	0.0	-5.7	0.0	0.0	2.8
2914	594331.36	4782611.83	0.10	0	N	100	32.2	-32.8	0.0	-5.5	0.0	0.0	5.0
2914	594331.36	4782611.83	0.10	0	N	125	33.9	-32.8	0.0	-5.2	0.0	0.0	6.4
2914	594331.36	4782611.83	0.10	0	N	160	35.9	-32.8	0.0	-4.6	0.0	0.0	7.7
2914	594331.36	4782611.83	0.10	0	N	200	37.9	-32.8	0.0	-3.6	0.0	0.0	8.7
2914	594331.36	4782611.83	0.10	0	N	250	41.1	-32.8	0.0	-1.2	0.0	0.0	9.5
2914	594331.36	4782611.83	0.10	0	N	315	40.8	-32.8	0.0	2.6	0.0	0.0	5.4
2930	594335.86	4782627.66	0.10	0	D	80	30.0	-35.4	0.0	-5.7	0.0	0.0	0.3
2930	594335.86	4782627.66	0.10	0	D	100	32.3	-35.4	0.0	-5.5	0.0	0.0	2.5
2930	594335.86	4782627.66	0.10	0	D	125	34.0	-35.4	0.0	-5.2	0.0	0.0	3.9
2930	594335.86	4782627.66	0.10	0	D	160	36.0	-35.4	0.0	-4.6	0.0	0.0	5.2
2930	594335.86	4782627.66	0.10	0	D	200	38.0	-35.4	0.0	-3.6	0.0	0.0	6.2
2930	594335.86	4782627.66	0.10	0	D	250	41.2	-35.4	0.0	-1.2	0.0	0.0	7.0
2930	594335.86	4782627.66	0.10	0	D	315	40.8	-35.4	0.0	2.6	0.0	0.0	2.8
2930	594335.86	4782627.66	0.10	0	N	80	29.9	-35.4	0.0	-5.7	0.0	0.0	0.3
2930	594335.86	4782627.66	0.10	0	N	100	32.2	-35.4	0.0	-5.5	0.0	0.0	2.4
2930	594335.86	4782627.66	0.10	0	N	125	33.9	-35.4	0.0	-5.2	0.0	0.0	3.8
2930	594335.86	4782627.66	0.10	0	N	160	35.9	-35.4	0.0	-4.6	0.0	0.0	5.1
2930	594335.86	4782627.66	0.10	0	N	200	37.9	-35.4	0.0	-3.6	0.0	0.0	6.1
2930	594335.86	4782627.66	0.10	0	N	250	41.1	-35.4	0.0	-1.2	0.0	0.0	6.9
2930	594335.86	4782627.66	0.10	0	N	315	40.8	-35.4	0.0	2.6	0.0	0.0	2.7
2946	594336.60	4782597.35	0.10	0	D	100	32.3	-37.6	0.0	-5.5	0.0	0.0	0.2
2946	594336.60	4782597.35	0.10	0	D	125	34.0	-37.6	0.0	-5.2	0.0	0.0	1.6
2946	594336.60	4782597.35	0.10	0	D	160	36.0	-37.6	0.0	-4.6	0.0	0.0	3.0
2946	594336.60	4782597.35	0.10	0	D	200	38.0	-37.6	0.0	-3.6	0.0	0.0	4.0
2946	594336.60	4782597.35	0.10	0	D	250	41.2	-37.6	0.0	-1.1	0.0	0.0	4.7
2946	594336.60	4782597.35	0.10	0	D	315	40.8	-37.6	0.0	2.7	0.0	0.0	0.5
2946	594336.60	4782597.35	0.10	0	N	100	32.2	-37.6	0.0	-5.5	0.0	0.0	0.1
2946	594336.60	4782597.35	0.10	0	N	125	33.9	-37.6	0.0	-5.2	0.0	0.0	1.6
2946	594336.60	4782597.35	0.10	0	N	160	35.9	-37.6	0.0	-4.6	0.0	0.0	2.9
2946	594336.60	4782597.35	0.10	0	N	200	37.9	-37.6	0.0	-3.6	0.0	0.0	3.9
2946	594336.60	4782597.35	0.10	0	N	250	41.1	-37.6	0.0	-1.1	0.0	0.0	4.6
2946	594336.60	4782597.35	0.10	0	N	315	40.8	-37.6	0.0	2.7	0.0	0.0	0.4
2962	594340.52	4782611.14	0.10	0	D	80	30.0	-32.9	0.0	-5.7	0.0	0.0	2.8
2962	594340.52	4782611.14	0.10	0	D	100	32.3	-32.9	0.0	-5.5	0.0	0.0	5.0
2962	594340.52	4782611.14	0.10	0	D	125	34.0	-32.9	0.0	-5.2	0.0	0.0	6.4
2962	594340.52	4782611.14	0.10	0	D	160	36.0	-32.9	0.0	-4.6	0.0	0.0	7.7
2962	594340.52	4782611.14	0.10	0	D	200	38.0	-32.9	0.0	-3.6	0.0	0.0	8.7
2962	594340.52	4782611.14	0.10	0	D	250	41.2	-32.9	0.0	-1.1	0.0	0.0	9.4
2962	594340.52	4782611.14	0.10	0	D	315	40.8	-32.9	0.0	2.7	0.0	0.0	5.2
2962	594340.52	4782611.14	0.10	0	N	80	29.9	-32.9	0.0	-5.7	0.0	0.0	2.8
2962	594340.52	4782611.14	0.10	0	N	100	32.2	-32.9	0.0	-5.5	0.0	0.0	4.9
2962	594340.52	4782611.14	0.10	0	N	125	33.9	-32.9	0.0	-5.2	0.0	0.0	6.3
2962	594340.52	4782611.14	0.10	0	N	160	35.9	-32.9	0.0	-4.6	0.0	0.0	7.6
2962	594340.52	4782611.14	0.10	0	N	200	37.9	-32.9	0.0	-3.6	0.0	0.0	8.6
2962	594340.52	4782611.14	0.10	0	N	250	41.1	-32.9	0.0	-1.1	0.0	0.0	9.4
2962	594340.52	4782611.14	0.10	0	N	315	40.8	-32.9	0.0	2.7	0.0	0.0	5.1
2978	594344.79	4782626.19	0.10	0	D	100	32.3	-36.4	0.0	-5.5	0.0	0.0	1.5

Road, TNM, Name: "Nebo north", ID: "!01!nebo_n"													
Nr.	X	Y	Z	Refl.	DEN	Freq.	Lw	Ad	Aair	Agr	Afol	RL	Lr
	(m)	(m)	(m)			(Hz)	dB(A)	(dB)	(dB)	(dB)	(dB)	(dB)	dB(A)
2978	594344.79	4782626.19	0.10	0	D	125	34.0	-36.4	0.0	-5.2	0.0	0.0	2.9
2978	594344.79	4782626.19	0.10	0	D	160	36.0	-36.4	0.0	-4.6	0.0	0.0	4.2
2978	594344.79	4782626.19	0.10	0	D	200	38.0	-36.4	0.0	-3.5	0.0	0.0	5.2
2978	594344.79	4782626.19	0.10	0	D	250	41.2	-36.4	0.0	-1.1	0.0	0.0	5.9
2978	594344.79	4782626.19	0.10	0	D	315	40.8	-36.4	0.0	2.8	0.0	0.0	1.7
2978	594344.79	4782626.19	0.10	0	N	100	32.2	-36.4	0.0	-5.5	0.0	0.0	1.4
2978	594344.79	4782626.19	0.10	0	N	125	33.9	-36.4	0.0	-5.2	0.0	0.0	2.8
2978	594344.79	4782626.19	0.10	0	N	160	35.9	-36.4	0.0	-4.6	0.0	0.0	4.1
2978	594344.79	4782626.19	0.10	0	N	200	37.9	-36.4	0.0	-3.5	0.0	0.0	5.1
2978	594344.79	4782626.19	0.10	0	N	250	41.1	-36.4	0.0	-1.1	0.0	0.0	5.8
2978	594344.79	4782626.19	0.10	0	N	315	40.8	-36.4	0.0	2.8	0.0	0.0	1.6

Road, TNM, Name: "Dartnall North", ID: "!01!Dartnall _N"													
Nr.	X	Y	Z	Refl.	DEN	Freq.	Lw	Ad	Aair	Agr	Afol	RL	Lr
	(m)	(m)	(m)			(Hz)	dB(A)	(dB)	(dB)	(dB)	(dB)	(dB)	dB(A)
2531	594884.41	4782554.36	0.10	0	D	63	28.3	-31.4	0.0	-5.8	0.0	0.0	2.6
2531	594884.41	4782554.36	0.10	0	D	80	32.3	-31.4	0.0	-5.6	0.0	0.0	6.5
2531	594884.41	4782554.36	0.10	0	D	100	34.6	-31.4	0.0	-5.3	0.0	0.0	8.5
2531	594884.41	4782554.36	0.10	0	D	125	36.2	-31.4	0.0	-4.9	0.0	0.0	9.6
2531	594884.41	4782554.36	0.10	0	D	160	38.0	-31.4	0.0	-4.0	0.0	0.0	10.5
2531	594884.41	4782554.36	0.10	0	D	200	40.0	-31.4	0.0	-2.2	0.0	0.0	10.8
2531	594884.41	4782554.36	0.10	0	D	250	43.2	-31.4	0.0	4.3	0.0	0.0	7.5
2531	594884.41	4782554.36	0.10	0	D	315	43.3	-31.4	0.0	11.8	0.0	0.0	0.0
2531	594884.41	4782554.36	0.10	0	N	63	28.2	-31.4	0.0	-5.8	0.0	0.0	2.6
2531	594884.41	4782554.36	0.10	0	N	80	32.2	-31.4	0.0	-5.6	0.0	0.0	6.4
2531	594884.41	4782554.36	0.10	0	N	100	34.5	-31.4	0.0	-5.3	0.0	0.0	8.4
2531	594884.41	4782554.36	0.10	0	N	125	36.1	-31.4	0.0	-4.9	0.0	0.0	9.6
2531	594884.41	4782554.36	0.10	0	N	160	37.9	-31.4	0.0	-4.0	0.0	0.0	10.5
2531	594884.41	4782554.36	0.10	0	N	200	39.9	-31.4	0.0	-2.2	0.0	0.0	10.7
2531	594884.41	4782554.36	0.10	0	N	250	43.1	-31.4	0.0	4.3	0.0	0.0	7.4
2626	594896.23	4782552.23	0.10	0	D	63	28.3	-31.5	0.0	-5.8	0.0	0.0	2.5
2626	594896.23	4782552.23	0.10	0	D	80	32.3	-31.5	0.0	-5.6	0.0	0.0	6.3
2626	594896.23	4782552.23	0.10	0	D	100	34.6	-31.5	0.0	-5.3	0.0	0.0	8.4
2626	594896.23	4782552.23	0.10	0	D	125	36.2	-31.5	0.0	-4.9	0.0	0.0	9.5
2626	594896.23	4782552.23	0.10	0	D	160	38.0	-31.5	0.0	-4.0	0.0	0.0	10.4
2626	594896.23	4782552.23	0.10	0	D	200	40.0	-31.5	0.0	-2.2	0.0	0.0	10.7
2626	594896.23	4782552.23	0.10	0	D	250	43.2	-31.5	0.0	4.4	0.0	0.0	7.2
2626	594896.23	4782552.23	0.10	0	N	63	28.2	-31.5	0.0	-5.8	0.0	0.0	2.5
2626	594896.23	4782552.23	0.10	0	N	80	32.2	-31.5	0.0	-5.6	0.0	0.0	6.3
2626	594896.23	4782552.23	0.10	0	N	100	34.5	-31.5	0.0	-5.3	0.0	0.0	8.3
2626	594896.23	4782552.23	0.10	0	N	125	36.1	-31.5	0.0	-4.9	0.0	0.0	9.4
2626	594896.23	4782552.23	0.10	0	N	160	37.9	-31.5	0.0	-4.0	0.0	0.0	10.4
2626	594896.23	4782552.23	0.10	0	N	200	39.9	-31.5	0.0	-2.2	0.0	0.0	10.6
2626	594896.23	4782552.23	0.10	0	N	250	43.1	-31.5	0.0	4.4	0.0	0.0	7.2
2738	594838.67	4782368.35	0.10	0	D	80	32.3	-37.8	0.0	-5.6	0.0	0.0	0.1
2738	594838.67	4782368.35	0.10	0	D	100	34.6	-37.8	0.0	-5.3	0.0	0.0	2.1
2738	594838.67	4782368.35	0.10	0	D	125	36.2	-37.8	0.0	-4.9	0.0	0.0	3.3
2738	594838.67	4782368.35	0.10	0	D	160	38.0	-37.8	0.0	-4.0	0.0	0.0	4.2
2738	594838.67	4782368.35	0.10	0	D	200	40.0	-37.8	0.0	-2.3	0.0	0.0	4.5
2738	594838.67	4782368.35	0.10	0	D	250	43.2	-37.8	0.0	4.2	0.0	0.0	1.2
2738	594838.67	4782368.35	0.10	0	N	80	32.2	-37.8	0.0	-5.6	0.0	0.0	0.1
2738	594838.67	4782368.35	0.10	0	N	100	34.5	-37.8	0.0	-5.3	0.0	0.0	2.1
2738	594838.67	4782368.35	0.10	0	N	125	36.1	-37.8	0.0	-4.9	0.0	0.0	3.2
2738	594838.67	4782368.35	0.10	0	N	160	37.9	-37.8	0.0	-4.0	0.0	0.0	4.1
2738	594838.67	4782368.35	0.10	0	N	200	39.9	-37.8	0.0	-2.3	0.0	0.0	4.4
2738	594838.67	4782368.35	0.10	0	N	250	43.1	-37.8	0.0	4.2	0.0	0.0	1.2
2770	594850.83	4782409.94	0.10	0	D	80	32.3	-37.4	0.0	-5.6	0.0	0.0	0.5
2770	594850.83	4782409.94	0.10	0	D	100	34.6	-37.4	0.0	-5.3	0.0	0.0	2.5
2770	594850.83	4782409.94	0.10	0	D	125	36.2	-37.4	0.0	-4.9	0.0	0.0	3.7
2770	594850.83	4782409.94	0.10	0	D	160	38.0	-37.4	0.0	-4.0	0.0	0.0	4.6
2770	594850.83	4782409.94	0.10	0	D	200	40.0	-37.4	0.0	-2.3	0.0	0.0	4.9
2770	594850.83	4782409.94	0.10	0	D	250	43.2	-37.4	0.0	4.2	0.0	0.0	1.6
2770	594850.83	4782409.94	0.10	0	N	80	32.2	-37.4	0.0	-5.6	0.0	0.0	0.4

Road, TNM, Name: "Dartnall North", ID: "!01!Dartnall _N"													
Nr.	X	Y	Z	Refl.	DEN	Freq.	Lw	Ad	Aair	Agr	Afol	RL	Lr
	(m)	(m)	(m)			(Hz)	dB(A)	(dB)	(dB)	(dB)	(dB)	(dB)	dB(A)
2770	594850.83	4782409.94	0.10	0	N	100	34.5	-37.4	0.0	-5.3	0.0	0.0	2.5
2770	594850.83	4782409.94	0.10	0	N	125	36.1	-37.4	0.0	-4.9	0.0	0.0	3.6
2770	594850.83	4782409.94	0.10	0	N	160	37.9	-37.4	0.0	-4.0	0.0	0.0	4.5
2770	594850.83	4782409.94	0.10	0	N	200	39.9	-37.4	0.0	-2.3	0.0	0.0	4.8
2770	594850.83	4782409.94	0.10	0	N	250	43.1	-37.4	0.0	4.2	0.0	0.0	1.5
2786	594859.03	4782437.98	0.10	0	D	100	34.6	-39.7	0.0	-5.3	0.0	0.0	0.2
2786	594859.03	4782437.98	0.10	0	D	125	36.2	-39.7	0.0	-4.9	0.0	0.0	1.4
2786	594859.03	4782437.98	0.10	0	D	160	38.0	-39.7	0.0	-4.0	0.0	0.0	2.3
2786	594859.03	4782437.98	0.10	0	D	200	40.0	-39.7	0.0	-2.2	0.0	0.0	2.5
2786	594859.03	4782437.98	0.10	0	N	100	34.5	-39.7	0.0	-5.3	0.0	0.0	0.1
2786	594859.03	4782437.98	0.10	0	N	125	36.1	-39.7	0.0	-4.9	0.0	0.0	1.3
2786	594859.03	4782437.98	0.10	0	N	160	37.9	-39.7	0.0	-4.0	0.0	0.0	2.2
2786	594859.03	4782437.98	0.10	0	N	200	39.9	-39.7	0.0	-2.2	0.0	0.0	2.5
2834	594850.19	4782364.98	0.10	0	D	80	32.3	-37.8	0.0	-5.6	0.0	0.0	0.1
2834	594850.19	4782364.98	0.10	0	D	100	34.6	-37.8	0.0	-5.3	0.0	0.0	2.1
2834	594850.19	4782364.98	0.10	0	D	125	36.2	-37.8	0.0	-4.9	0.0	0.0	3.2
2834	594850.19	4782364.98	0.10	0	D	160	38.0	-37.8	0.0	-4.0	0.0	0.0	4.2
2834	594850.19	4782364.98	0.10	0	D	200	40.0	-37.8	0.0	-2.2	0.0	0.0	4.4
2834	594850.19	4782364.98	0.10	0	D	250	43.2	-37.8	0.0	4.3	0.0	0.0	1.1
2834	594850.19	4782364.98	0.10	0	N	80	32.2	-37.8	0.0	-5.6	0.0	0.0	0.0
2834	594850.19	4782364.98	0.10	0	N	100	34.5	-37.8	0.0	-5.3	0.0	0.0	2.0
2834	594850.19	4782364.98	0.10	0	N	125	36.1	-37.8	0.0	-4.9	0.0	0.0	3.2
2834	594850.19	4782364.98	0.10	0	N	160	37.9	-37.8	0.0	-4.0	0.0	0.0	4.1
2834	594850.19	4782364.98	0.10	0	N	200	39.9	-37.8	0.0	-2.2	0.0	0.0	4.3
2834	594850.19	4782364.98	0.10	0	N	250	43.1	-37.8	0.0	4.3	0.0	0.0	1.0
2866	594862.49	4782407.09	0.10	0	D	80	32.3	-37.4	0.0	-5.6	0.0	0.0	0.4
2866	594862.49	4782407.09	0.10	0	D	100	34.6	-37.4	0.0	-5.3	0.0	0.0	2.5
2866	594862.49	4782407.09	0.10	0	D	125	36.2	-37.4	0.0	-4.9	0.0	0.0	3.6
2866	594862.49	4782407.09	0.10	0	D	160	38.0	-37.4	0.0	-4.0	0.0	0.0	4.5
2866	594862.49	4782407.09	0.10	0	D	200	40.0	-37.4	0.0	-2.2	0.0	0.0	4.8
2866	594862.49	4782407.09	0.10	0	D	250	43.2	-37.4	0.0	4.3	0.0	0.0	1.4
2866	594862.49	4782407.09	0.10	0	N	80	32.2	-37.4	0.0	-5.6	0.0	0.0	0.4
2866	594862.49	4782407.09	0.10	0	N	100	34.5	-37.4	0.0	-5.3	0.0	0.0	2.4
2866	594862.49	4782407.09	0.10	0	N	125	36.1	-37.4	0.0	-4.9	0.0	0.0	3.6
2866	594862.49	4782407.09	0.10	0	N	160	37.9	-37.4	0.0	-4.0	0.0	0.0	4.5
2866	594862.49	4782407.09	0.10	0	N	200	39.9	-37.4	0.0	-2.2	0.0	0.0	4.7
2866	594862.49	4782407.09	0.10	0	N	250	43.1	-37.4	0.0	4.3	0.0	0.0	1.4
2882	594870.65	4782434.98	0.10	0	D	125	36.2	-39.9	0.0	-4.9	0.0	0.0	1.1
2882	594870.65	4782434.98	0.10	0	D	160	38.0	-39.9	0.0	-4.0	0.0	0.0	2.0
2882	594870.65	4782434.98	0.10	0	D	200	40.0	-39.9	0.0	-2.2	0.0	0.0	2.3
2882	594870.65	4782434.98	0.10	0	N	125	36.1	-39.9	0.0	-4.9	0.0	0.0	1.0
2882	594870.65	4782434.98	0.10	0	N	160	37.9	-39.9	0.0	-4.0	0.0	0.0	1.9
2882	594870.65	4782434.98	0.10	0	N	200	39.9	-39.9	0.0	-2.2	0.0	0.0	2.2

Road, TNM, Name: "Gage south", ID: "!01!Gage_s"													
Nr.	X	Y	Z	Refl.	DEN	Freq.	Lw	Ad	Aair	Agr	Afol	RL	Lr
	(m)	(m)	(m)			(Hz)	dB(A)	(dB)	(dB)	(dB)	(dB)	(dB)	dB(A)
2994	593067.17	4782678.99	0.10	0	D	160	32.2	-36.0	0.0	-4.1	0.0	0.0	0.4
2994	593067.17	4782678.99	0.10	0	D	200	34.1	-36.0	0.0	-2.5	0.0	0.0	0.7
2994	593067.17	4782678.99	0.10	0	N	160	32.2	-36.0	0.0	-4.1	0.0	0.0	0.3
2994	593067.17	4782678.99	0.10	0	N	200	34.0	-36.0	0.0	-2.5	0.0	0.0	0.6
3010	593079.51	4782719.80	0.10	0	D	100	29.1	-34.4	0.0	-5.4	0.0	0.0	0.1
3010	593079.51	4782719.80	0.10	0	D	125	30.6	-34.4	0.0	-5.0	0.0	0.0	1.1
3010	593079.51	4782719.80	0.10	0	D	160	32.2	-34.4	0.0	-4.1	0.0	0.0	2.0
3010	593079.51	4782719.80	0.10	0	D	200	34.1	-34.4	0.0	-2.6	0.0	0.0	2.2
3010	593079.51	4782719.80	0.10	0	D	250	37.1	-34.4	0.0	2.5	0.0	0.0	0.2
3010	593079.51	4782719.80	0.10	0	N	100	29.1	-34.4	0.0	-5.4	0.0	0.0	0.0
3010	593079.51	4782719.80	0.10	0	N	125	30.5	-34.4	0.0	-5.0	0.0	0.0	1.1
3010	593079.51	4782719.80	0.10	0	N	160	32.2	-34.4	0.0	-4.1	0.0	0.0	1.9
3010	593079.51	4782719.80	0.10	0	N	200	34.0	-34.4	0.0	-2.6	0.0	0.0	2.2
3010	593079.51	4782719.80	0.10	0	N	250	37.1	-34.4	0.0	2.5	0.0	0.0	0.1
3202	593070.15	4782678.46	0.10	0	D	160	32.2	-35.8	0.0	-4.1	0.0	0.0	0.5
3202	593070.15	4782678.46	0.10	0	D	200	34.1	-35.8	0.0	-2.5	0.0	0.0	0.8

Road, TNM, Name: "Gage south", ID: "!01!Gage_s"													
Nr.	X	Y	Z	Refl.	DEN	Freq.	Lw	Ad	Aair	Agr	Afol	RL	Lr
	(m)	(m)	(m)			(Hz)	dB(A)	(dB)	(dB)	(dB)	(dB)	(dB)	dB(A)
3202	593070.15	4782678.46	0.10	0	N	160	32.2	-35.8	0.0	-4.1	0.0	0.0	0.4
3202	593070.15	4782678.46	0.10	0	N	200	34.0	-35.8	0.0	-2.5	0.0	0.0	0.7
3218	593082.55	4782719.51	0.10	0	D	100	29.1	-34.4	0.0	-5.4	0.0	0.0	0.1
3218	593082.55	4782719.51	0.10	0	D	125	30.6	-34.4	0.0	-5.0	0.0	0.0	1.2
3218	593082.55	4782719.51	0.10	0	D	160	32.2	-34.4	0.0	-4.1	0.0	0.0	2.0
3218	593082.55	4782719.51	0.10	0	D	200	34.1	-34.4	0.0	-2.6	0.0	0.0	2.3
3218	593082.55	4782719.51	0.10	0	D	250	37.1	-34.4	0.0	2.5	0.0	0.0	0.3
3218	593082.55	4782719.51	0.10	0	N	100	29.1	-34.4	0.0	-5.4	0.0	0.0	0.0
3218	593082.55	4782719.51	0.10	0	N	125	30.5	-34.4	0.0	-5.0	0.0	0.0	1.1
3218	593082.55	4782719.51	0.10	0	N	160	32.2	-34.4	0.0	-4.1	0.0	0.0	1.9
3218	593082.55	4782719.51	0.10	0	N	200	34.0	-34.4	0.0	-2.6	0.0	0.0	2.2
3218	593082.55	4782719.51	0.10	0	N	250	37.1	-34.4	0.0	2.5	0.0	0.0	0.2

Road, TNM, Name: "Dartnall south", ID: "!01!Dartnall _S"													
Nr.	X	Y	Z	Refl.	DEN	Freq.	Lw	Ad	Aair	Agr	Afol	RL	Lr
	(m)	(m)	(m)			(Hz)	dB(A)	(dB)	(dB)	(dB)	(dB)	(dB)	dB(A)
3409	594819.61	4782262.22	0.10	0	D	80	29.8	-32.6	0.0	-5.6	0.0	0.0	2.8
3409	594819.61	4782262.22	0.10	0	D	100	32.0	-32.6	0.0	-5.3	0.0	0.0	4.8
3409	594819.61	4782262.22	0.10	0	D	125	33.6	-32.6	0.0	-4.9	0.0	0.0	5.9
3409	594819.61	4782262.22	0.10	0	D	160	35.3	-32.6	0.0	-4.0	0.0	0.0	6.7
3409	594819.61	4782262.22	0.10	0	D	200	37.3	-32.6	0.0	-2.2	0.0	0.0	7.0
3409	594819.61	4782262.22	0.10	0	D	250	40.6	-32.6	0.0	4.4	0.0	0.0	3.6
3409	594819.61	4782262.22	0.10	0	N	80	29.7	-32.6	0.0	-5.6	0.0	0.0	2.7
3409	594819.61	4782262.22	0.10	0	N	100	32.0	-32.6	0.0	-5.3	0.0	0.0	4.7
3409	594819.61	4782262.22	0.10	0	N	125	33.5	-32.6	0.0	-4.9	0.0	0.0	5.8
3409	594819.61	4782262.22	0.10	0	N	160	35.3	-32.6	0.0	-4.0	0.0	0.0	6.7
3409	594819.61	4782262.22	0.10	0	N	200	37.3	-32.6	0.0	-2.2	0.0	0.0	6.9
3409	594819.61	4782262.22	0.10	0	N	250	40.5	-32.6	0.0	4.4	0.0	0.0	3.5
3425	594810.95	4782264.65	0.10	0	D	80	29.8	-32.5	0.0	-5.6	0.0	0.0	2.8
3425	594810.95	4782264.65	0.10	0	D	100	32.0	-32.5	0.0	-5.3	0.0	0.0	4.9
3425	594810.95	4782264.65	0.10	0	D	125	33.6	-32.5	0.0	-4.9	0.0	0.0	6.0
3425	594810.95	4782264.65	0.10	0	D	160	35.3	-32.5	0.0	-4.0	0.0	0.0	6.8
3425	594810.95	4782264.65	0.10	0	D	200	37.3	-32.5	0.0	-2.2	0.0	0.0	7.1
3425	594810.95	4782264.65	0.10	0	D	250	40.6	-32.5	0.0	4.3	0.0	0.0	3.8
3425	594810.95	4782264.65	0.10	0	N	80	29.7	-32.5	0.0	-5.6	0.0	0.0	2.8
3425	594810.95	4782264.65	0.10	0	N	100	32.0	-32.5	0.0	-5.3	0.0	0.0	4.8
3425	594810.95	4782264.65	0.10	0	N	125	33.5	-32.5	0.0	-4.9	0.0	0.0	5.9
3425	594810.95	4782264.65	0.10	0	N	160	35.3	-32.5	0.0	-4.0	0.0	0.0	6.8
3425	594810.95	4782264.65	0.10	0	N	200	37.3	-32.5	0.0	-2.2	0.0	0.0	7.0
3425	594810.95	4782264.65	0.10	0	N	250	40.5	-32.5	0.0	4.3	0.0	0.0	3.7

Appendix D

FHWA TNM vs. CADNA/A Sample Calculation

A sample noise level calculation and software setup in CADNA/A TNM vs. FHWA TNM is presented in this section for POR-027 adjacent to Rymal Road (between Upper Wentworth Street and Upper Sherman Street), and with baseline Traffic numbers.

The assumptions are:

- POR Geometry of X= 591983.99 m, Y= 4783255.27 m, 1.5 m receptor height;
- Rymal alignment with the following traffic data: Westbound AADT=9241, Eastbound AADT=10421, 5% Trucks, 50 % Heavy trucks;
- Road width of 7 m at each direction;
- Traffic Speed 50 km/hr;
- Road geometry as per existing alignment;
- Calculation Configure: 0 Reflection, 0.4 Ground Abs., 10°C and 70% RH;

Figure D- 1: CADNA/A TNM receiver and road source setup

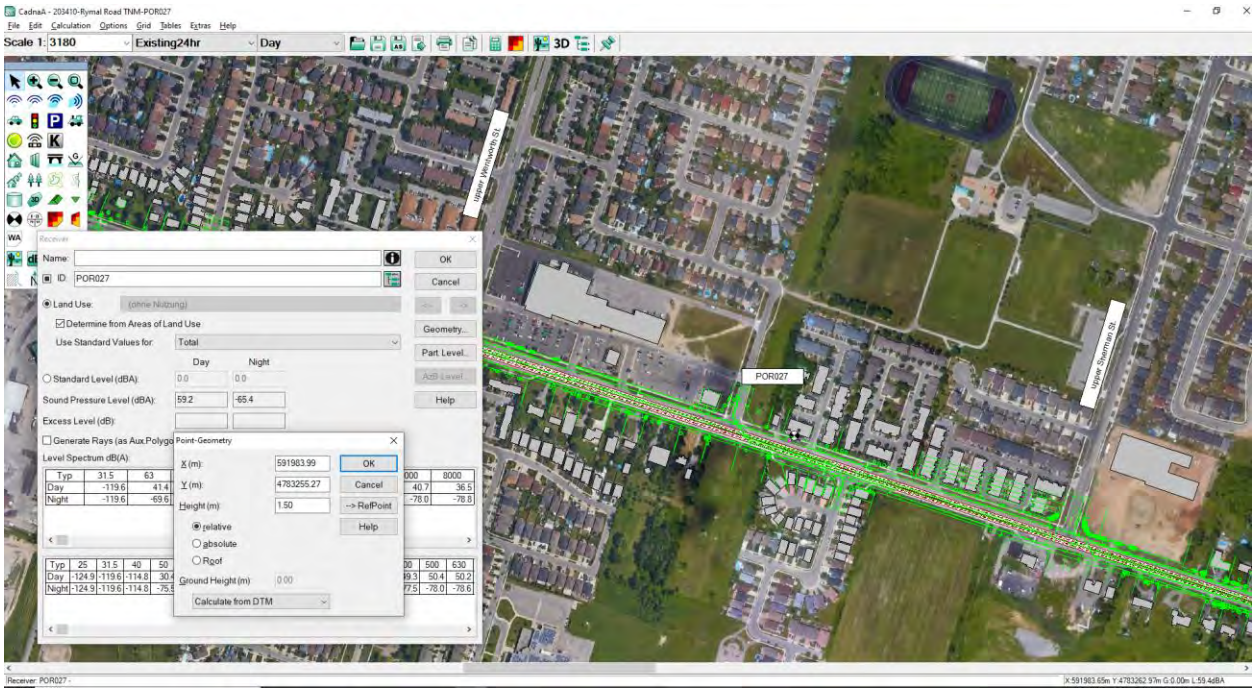

Figure D- 2: CADNA Road Source Geometry

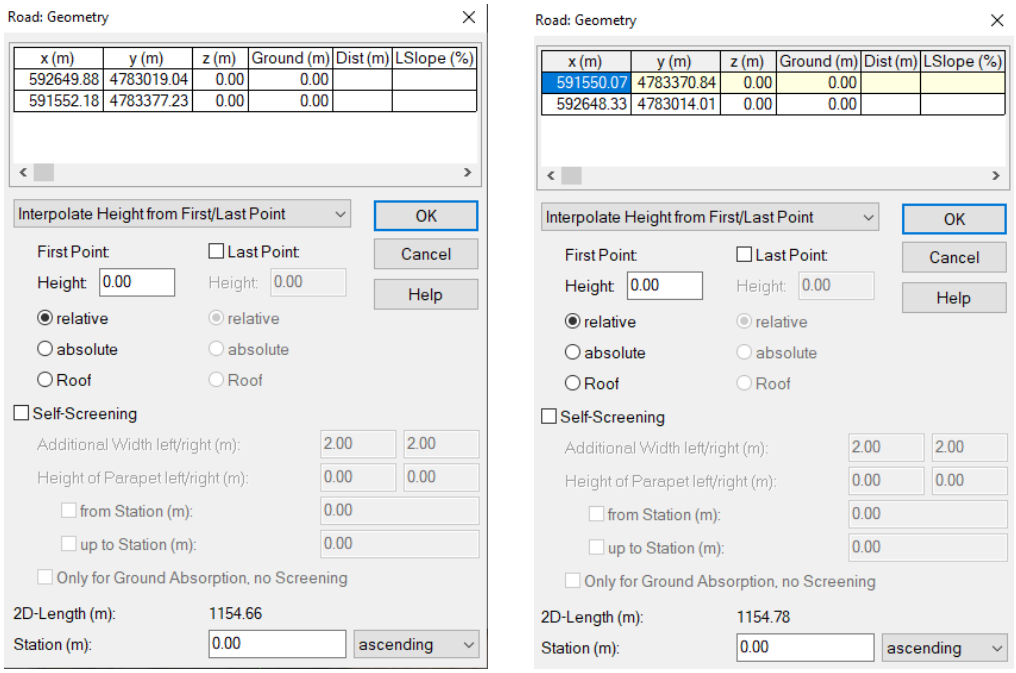

Same setup configured in FHWA TNM model with the same receiver coordinate and road geometry as per Figure D-3 below.

Figure D- 3: TNM 2.5 program receiver and road source setup

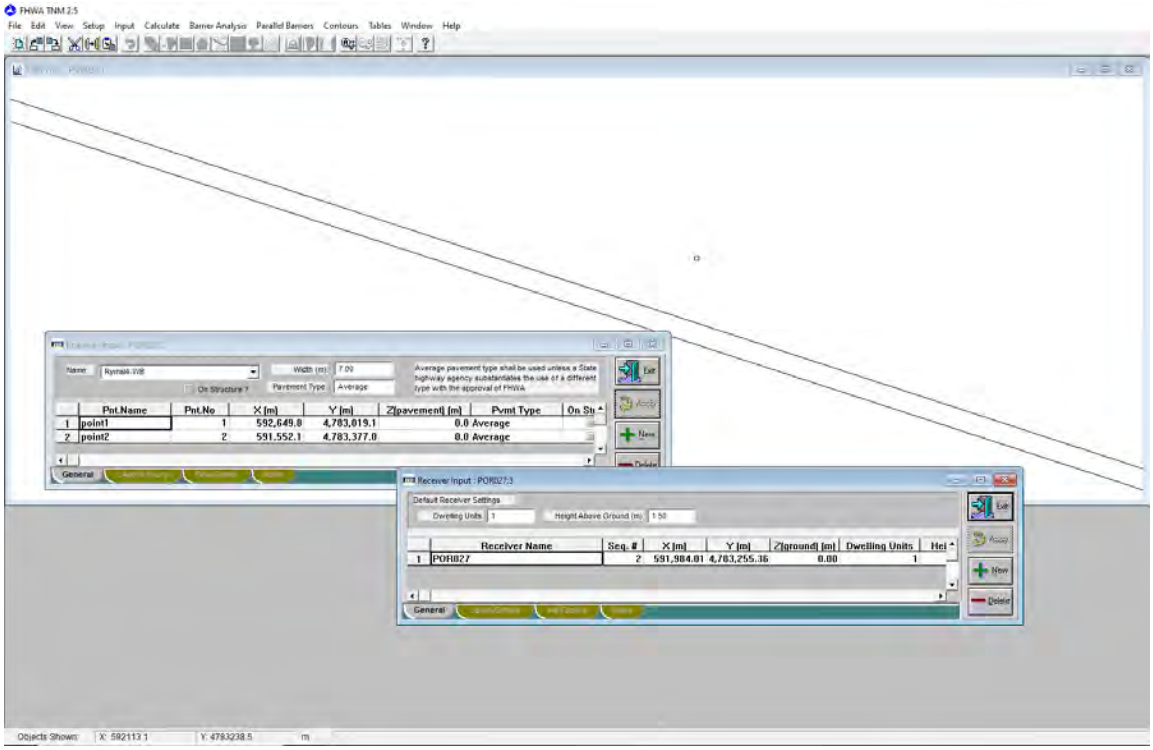

Results indicate that the predicted noise level calculated with TNM 2.5 (e.g., 61.5 dBA) is approximately the same as the predicted noise level in CADNA/A TNM (59.9 dBA)

Figure D- 4: CADNA predicted noise level vs. FHWA TNM 2.5

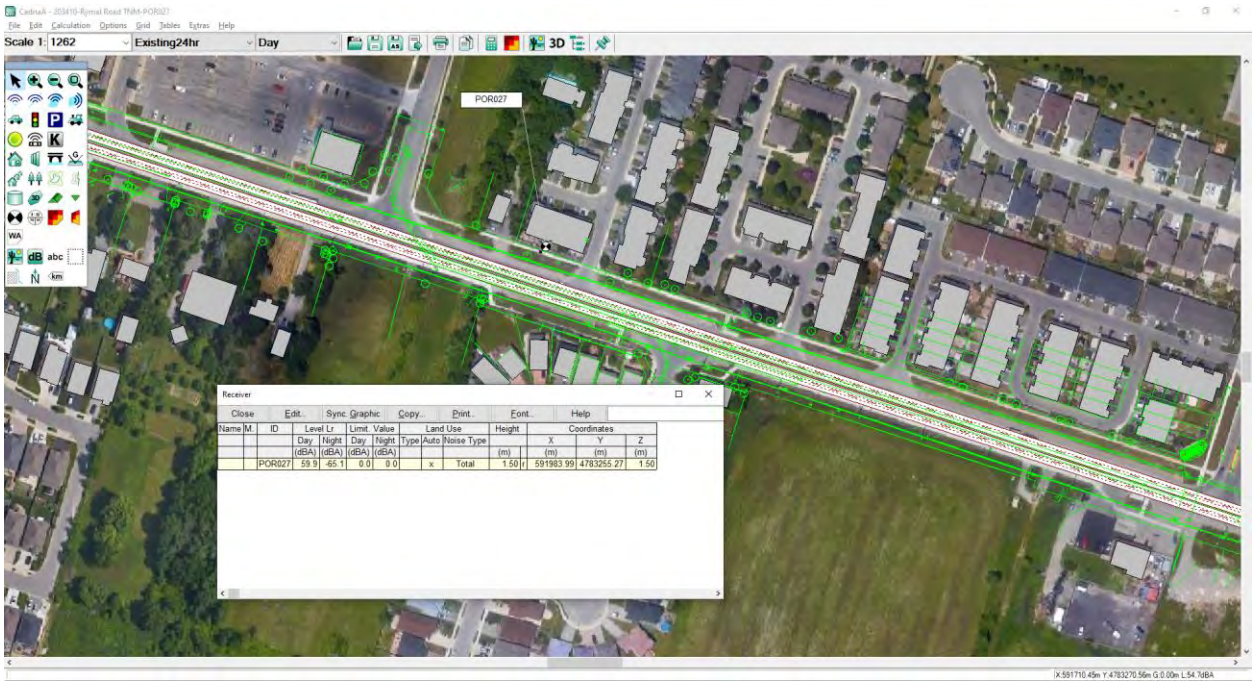

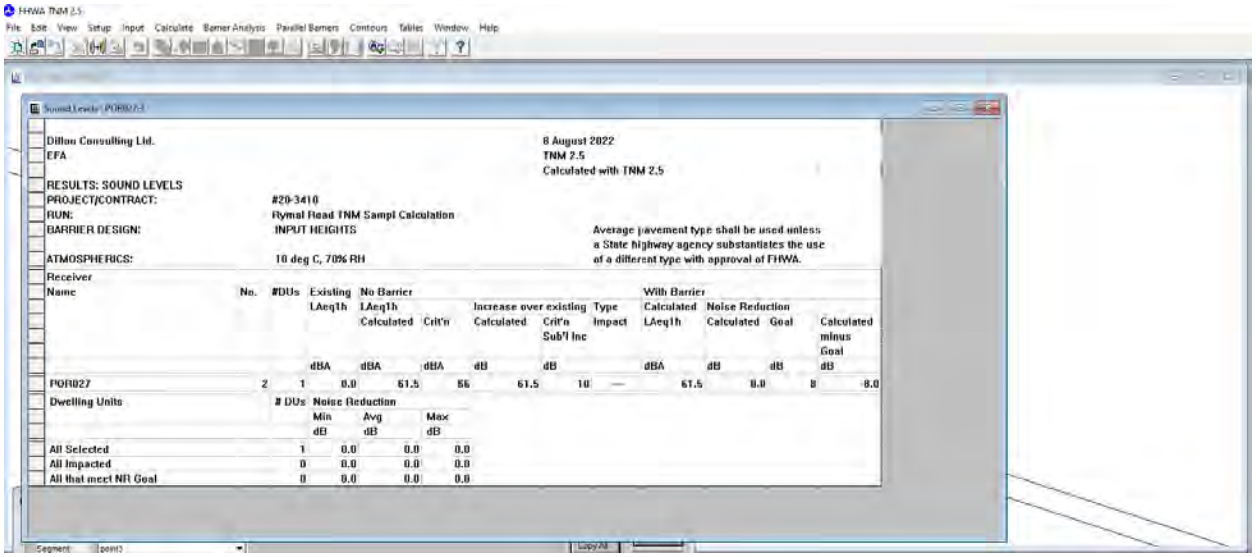

References

Ontario Ministry of Transportation, Class Environmental Assessment for Provincial Transportation Facilities, Approved by Order in Council 1653/99 on October 6, 1999, as Amended July 14, 2000.

Ontario Ministry of Transportation, Environmental Guide for Noise, Part of the Environmental Standard and Practices, Version: October 2006, Updated July 2008.

References

Ontario Ministry of Transportation, Class Environmental Assessment for Provincial Transportation Facilities, Approved by Order in Council 1653/99 on October 6, 1999, as Amended July 14, 2000.

Ontario Ministry of Transportation, Environmental Guide for Noise, Part of the Environmental Standard and Practices, Version: October 2006, Updated July 2008.