

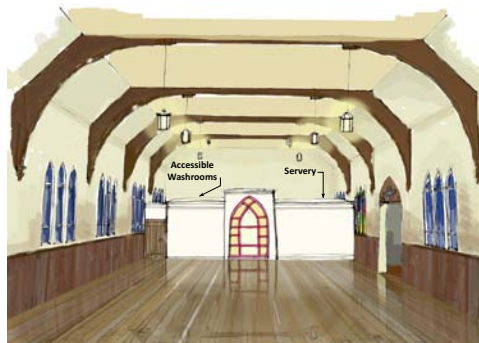
4. SOUTH ELEVATION - LANEWAY (NOT SHOWN)

- Mid 19th century stained glass windows to be restored
- Original wood wainscoting
- Potential exposed heritage paint finishes
- High plaster ceilings and decorative roof trusses
- Pendant lighting



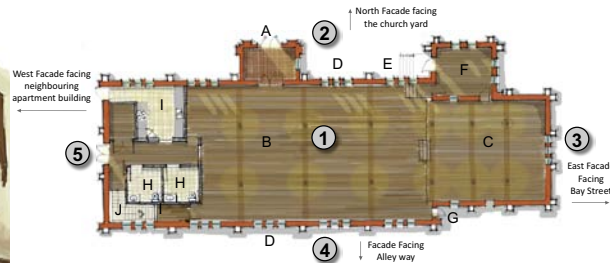
2. NORTH ELEVATION - FACING CHURCH YARD

- Main accessible entrance with early 20th century doors and hardware and mid 19th century stained glass details
- Early 20th century stained glass windows to be restored
- Missing stained glass windows to be replaced with clear glass panels
- Original wood wainscoting
- High plaster ceilings and decorative roof trusses
- Office in bell tower
- Pendant lighting




5. WEST ELEVATION

- Rear entrance to building (accessible parking and loading space)
- Servery with exterior entrance
- Storage area
- Accessible / Family washrooms
- Stairs to basement (washrooms and storage area)
- Architectural details from former Sunday School (demolished) building incorporated into new design



1. PROPOSED MAIN FLOOR PLAN

- A - Main entrance: Accessible
- B - Main programming space: restored floor boards and metal grates
- C - Elevated stage area (with new storage area under stage)
- D - Missing stained glass windows to be replaced with clear glass
- E - Early 20th century stained glass windows to be restored
- F - Office / administration area (within bell tower)
- G - Alternate exit (to laneway)
- H - Accessible / Family washroom
- I - Servery (with direct exit)
- J - Stairs to basement (washrooms and storage area)



3. EAST ELEVATION (Facing Bay Street South)

- Former Altar area (on raised stage)
- Raised stage with wooden floors
- Original wood wainscoting
- Office / administration space (within bell tower)
- Early 20th century stained glass windows to be restored
- Early 20th century textured glass windows in office area to be restored

